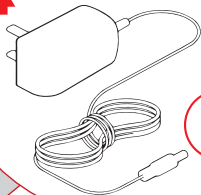




EVC156-1 & EVC156-2  
[www.evooproducts.com](http://www.evooproducts.com)

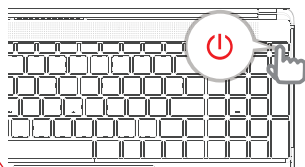
## 01 Plug Power Adapter Into Wall Outlet



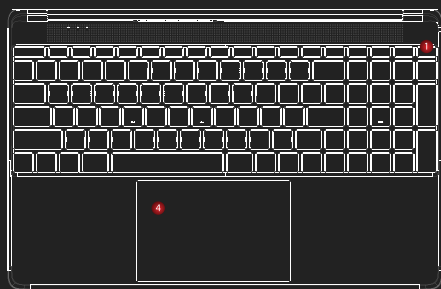

## 02 Plug Power Adapter Into Laptop



## 03 Plug Power Adapter Into Laptop



## 04 Follow the on screen Windows prompts to finish setting up



- 1 Power Button
- 2 LCD Screen
- 3 Camera
- 4 Touchpad
- 5 Micro SD Slot
- 6 Headphone Port
- 7 USB 3.0
- 8 USB 3.0
- 9 Power Connector
- 10 HDMI Output
- 11 Kensington Lock

## What's in the box

- 1 Laptop
- 2 Power Adapter
- 3 Warranty Book
- 4 Quick Start Guide

**Caution:** The AC adapter included with your PC was specifically designed and approved for your model. Utilization of an after-market adapter may damage either the notebook or other devices connected to it. If damage is determined to have been caused by utilization of an unauthorized power supply, it will not be protected under warranty.

EVOO customer service center directly at [CustomerService@evooproducts.com](mailto:CustomerService@evooproducts.com) or call (888) 999-1682.



**Note: The grantee is not responsible for any changes or modifications not expressly approved by the party responsible for compliance. Such modifications could void the user's authority to operate the equipment.**

EVC156-1 & EVC156-2  
[www.evooproducts.com](http://www.evooproducts.com)