



MINI/BATT

PowerDISTANCE WIRELESS CHARGER

READ INSTRUCTIONS BEFORE USE



Please register online
www.miniBatt.com/register

MB-PWDIST



Thank you for selecting miniBatt products.

Thank you for purchasing miniBatt PowerDISTANCE, the first wireless charger with an easy and invisible installation under the table that **can charge any Qi-compatible smartphone at a distance up to 35 mm.**

With this charger, you can charge any Qi-compatible device like a smartphone or other low-power wireless charging receivers without the hassle of untangling cables. Just stick the wireless charger under any non-metallic surface and place your smartphone on the charging surface, and your smartphone starts charging.

Read this user manual carefully before using the product. Also, read the user manual for the device that you connect to the charger.

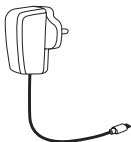




WHAT'S IN THE BOX:



Wireless Charger




Power Adapter



Two Antenna stickers

INSTALLATION PROCESS:

1. Fix the wireless charger under any non-metallic furniture (wood, plastic, ceramic, glass,...) by using the double tape sticker.




NOTE: Furniture thickness should be between 25 to 35mm.



2. You can fix the product also with the M3*16

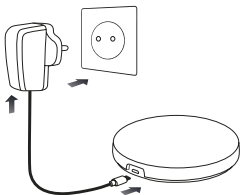
3. Stick the antenna sticker exactly aligned with the center of the wireless charger.

Antenna stiker must be placed on center



NOTE: Furniture thickness should be between 25 to 35mm.

4. Plug the wireless charger on the power adapter.



5. Place your phone on the center of the antenna sticker to start charging.




FOR MORE INFORMATION
ON THE INSTALATION VISIT





IMPORTANT ATTENTION:

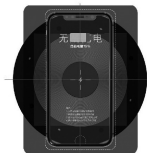
The thickness of the furniture must be between 25 to 35 mm.



The vertical distance should not be less than 25 mm. Equipment below 25mm. enters in protection status and does not work.



The center of the antenna sticker fixed on the top of the furniture has to be exactly the same as the center for the wireless charger installed on the bottom



Do not place any metal object or credit card, magnetic storage media near the product, because information stored on may be erased.





TECHNICAL SPECIFICATIONS:

STANDARD:	Compatible Qi – BPP
NUMBER OF COILS:	Single Coil
INPUT:	DC 19V1A
OUTPUT:	5V1A
FREQUENCY:	109.62-130.61KHz
CHARGING DISTANCE:	25mm / 35 mm (vertical) 70%
EFFICIENCY	at 25mm / 55% at 35 mm FOD, OPT,
PROTECTIONS:	OVD
MEDIDAS:	157 x 21mm
GARANTIA:	3 Years
CERTIFICACIONES:	CE, RoHS, REACH, FCC, Compatible Qi - BPP
H-FIELD STRENGTH:	33.98dB μ A/m@3m distance (for EU)
POWER ADAPTER:	INPUT 100-240V 50/60Hz – 0,7A OUTPUT 19V - 1A
PART NUMBER:	PowerDISTANCE
EAN CODE:	8435048433008

COSTUMER SERVICE:



3 Years
Warranty



Lifetime technical
Support

For FAQ's and more information, please visit:



www.minibatt.com/todo-lo-que-todavia-no-conoces-sobre-la-carga-inalambrica





MINI/BATT

WARRANTY AND SUPPORT INFORMATION



Please register online
www.miniBatt.com/register





Thank you for selecting miniBatt

IMPORTANT!

Please register online: www.miniBatt.com/register
Please retain proof of purchase and warranty information.
To register your product, obtain product information and documentation, or to access customer-only special offers, direct your Web browser to the web page at:

www.miniBatt.com/register

Please retain the receipt as proof of purchase and write down the information below in case you need to obtain support information.





PRODUCT WARRANTY

TURISPORT SL ("MINIBATT") offers a limited product warranty on hardware for two years from the date of purchasing.

Products repaired or replaced under warranty shall be subject to the product warranty remaining for the original products that are repaired or replaced.

Defects in material or workmanship on a hardware product or software, covered under warranty, will be repaired or replaced with the same or functionally equivalent product by MINIBATT, at its discretion, free of charge under these conditions:



- (1) Obtain a return material authorization (RMA) number from MINIBATT.
- (2) Return the failed product to a MINIBATT designated repair facility with shipping charge prepaid, and
- (3) Provide MINIBATT with written proof of the original date of purchase, such as a dated purchase receipt.

Replacement products may be refurbished or contain refurbished materials. If MINIBATT, by its sole determination, is unable to repair or replace the defective product, it will refund the purchase price of the product, less a reasonable usage charge.

This warranty does not apply if, in the sole judgment of MINIBATT, the product fails due to damage from shipment, handling, storage, accident, abuse or misuse, or if it has been installed, used or maintained in a manner not conforming to product manual instructions, has been modified in any way, or has had any serial number removed or defaced. Repair by anyone other than MINIBATT or an approved agent will void this warranty.



The maximum liability of MINIBATT under this warranty is limited to the purchase price actually paid by the customer for the product covered by the warranty, regardless of the amount of any other direct or indirect damage suffered by the customer. MINIBATT





makes no warranty that the software will be error free or will operate without interruption.

MINIBATT reserves the right to revise or update its products, software or documentation without notice. MINIBATT also reserves the right to change the terms of its limited product warranty at any time. Except as specially provided above or as required by law, the warranties and remedies stated above are exclusive and in lieu of all others, oral or written, express or implied. Any and all other warranties, including implied warranties of merchantability and fitness for a particular purpose, and non-infringement of third party rights are expressly excluded. MINIBATT shall not under any circumstances be liable to any person for any special, incidental, indirect or consequential damages, including without limitation, damages resulting from use or malfunction of the product, loss of profits or revenues or costs of replacement goods, even if MINIBATT is informed in advance of the possibility of such damages. The maximum liability of MINIBATT under this warranty is limited to the purchase price actually paid by customer for the product covered by the warranty. Customer's purchase and usage of this product is expressly contingent upon the acceptance of the warranty terms above.




Manufacturer: TURISPORT SL


Address: Ctra. De Vic 99-101 08160 Montmelo Barcelona Spain


MINI/BATT



For more information, please visit the miniBatt website: www.miniBatt.com

 This device complies with CE regulations and meets the requirements of the applicable European guidelines.

 Electronic old device are valuable materials and do not belong in the domestic waste. If the device has reached the end of its operational life, please dispose of it in accordance with the applicable regulatory requirements of the local collection points. Disposal in general household waste is prohibited.

 Use only in dry indoors locations.

This device complies with Part 18 of the FCC Rules.

NOTE: This equipment has been tested and found to comply with the limits for a wireless power charger, pursuant to Part 18 of the FCC Rules. These limits are designed to provide reasonable protection against harmful interference in a residential installation. This equipment generates, uses and can radiate radio frequency energy and, if not installed and used in accordance with the instructions, may cause harmful interference to radio communications. However, there is no guarantee that interference will not occur in a particular installation. If this equipment does cause harmful interference to radio or television reception, which can be determined by turning the equipment off and on, the user is encouraged to try to correct the interference by one or more of the following measures:

- Reorient or relocate the receiving antenna.
- Increase the separation between the equipment and receiver.
- Connect the equipment into an outlet on a circuit different from that to which the receiver is connected.
- Consult the dealer or an experienced radio/TV technician for help.

CAUTION: Changes or modifications not expressly approved by the party responsible for compliance could void the user's authority to operate the product.

This equipment complies with FCC radiation exposure limits set forth for an uncontrolled environment. This equipment should be installed and operated with minimum distance 20cm between the radiator and your body. This transmitter must not be co-located or operating in conjunction with any other antenna or transmitter.

Environmentally friendly disposal

Old electrical appliances must not be disposed of together with the residual waste, but have to be disposed of separately. The disposal at the communal collection point via private persons if for free. The owner of old appliances is responsible to bring the appliances to these collection points or to similar collection points. With this little personal effort, you contributed to recycle valuable raw materials and the treatment of toxic substances.



Designed in Barcelona
Made in China