

160mm

90mm

### Fast Wireless Charger Instruction Manual

Please read the following carefully before using the device to ensure safe and proper use.

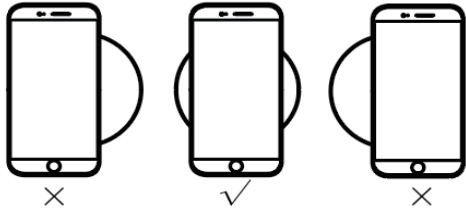
#### Package Content

- Wireless Charger
- USB A to USB-C fast charging cable
- User Manual

#### Specifications

- Input: DC 5V,2A/ DC 9V,2A
- Output: 5W/7.5W/10W/15W
- Charging Distance≤6mm

#### General information



-1-

- This charger works with all Qi-compatible devices (please make sure your device is Qi-compatible)
- For normal operation, no weaker than DC 5V, 2A adapter is required.
- For fast wireless charging mode, use the QC 2.0/QC 3.0 or PD adapter and compatible smartphones.
- This wireless charger can charge smartphones with non-metal protective case or silicone covers that are no thicker than 6mm.

#### Instructions


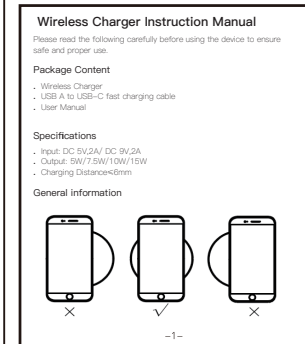
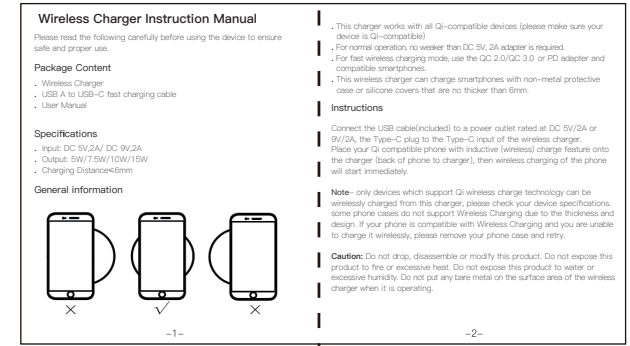
Connect the USB cable(included) to a power outlet rated at DC 5V/2A or 9V/2A, the Type-C plug to the Type-C input of the wireless charger. Place your Qi compatible phone with inductive (wireless) charge feature onto the charger (back of phone to charger), then wireless charging of the phone will start immediately.

**Note-** only devices which support Qi wireless charge technology can be wirelessly charged from this charger, please check your device specifications. some phone cases do not support Wireless Charging due to the thickness and design. If your phone is compatible with Wireless Charging and you are unable to charge it wirelessly, please remove your phone case and retry.

**Caution:** Do not drop, disassemble or modify this product. Do not expose this product to fire or excessive heat. Do not expose this product to water or excessive humidity. Do not put any bare metal on the surface area of the wireless charger when it is operating.

-2-

## 说明书折法 (图非1:1)



160\*90mm 70g 书写纸 单面印刷 对折一次

说明书折后尺寸: 80\*90mm

标准说明书

JMTek

图号	WPC900-SMS-JMT001
型号	WPC900
料号	70431-0167-01

版次	第1版	材料	
日期	201216	设计	Steven
第三角度投影			

颜色		单位	mm
批准		客户回签	
第 1 张		共 1 张	

## FCC WARNING

This device complies with part 15 of the FCC Rules. Operation is subject to the following two conditions: (1) this device may not cause harmful interference, and (2) this device must accept any interference received, including interference that may cause undesired operation.

Any changes or modifications not expressly approved by the party responsible for compliance could void the user's authority to operate the equipment.

NOTE: This equipment has been tested and found to comply with the limits for a Class B digital device, pursuant to Part 15 of the FCC Rules. These limits are designed to provide reasonable protection against harmful interference in a residential installation. This equipment generates, uses and can radiate radio frequency energy and, if not installed and used in accordance with the instructions, may cause harmful interference to radio communications.

However, there is no guarantee that interference will not occur in a particular installation.

If this equipment does cause harmful interference to radio or television reception, which can be determined by turning the equipment off and on, the user is encouraged to try to correct the interference by one or more of the following measures:

- Reorient or relocate the receiving antenna.
- Increase the separation between the equipment and receiver.
- Connect the equipment into an outlet on a circuit different from that to which the receiver is connected.
- Consult the dealer or an experienced radio/TV technician for help.

To maintain compliance with FCC's RF Exposure guidelines, This equipment should be installed and operated with minimum distance between 20cm the radiator your body: Use only the supplied antenna.