

100mm

80mm

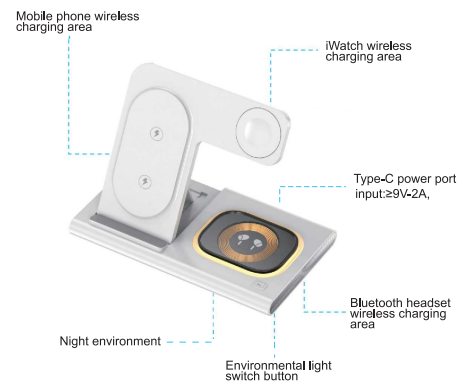
### 4 in 1 Foldable Wireless Charging Station Instruction Manual



- 1 -

#### Product Introduction:

This product is a 4-in-1 fast wireless charger that simultaneously wirelessly charges phones /iWatch/TWS Bluetooth headsets that support the Qi standard. This product also includes a two level, built-in night environmental light. This product has a multi-level folding design, making it easier to store and carry. It can charge multiple devices at the same time while in the open position. The mobile phone can charge vertically or horizontally. While charging, you can video chat or watch your favorite movie or TV.



- 2 -

#### Specification Parameters:

Product Name	4 in 1 Foldable Wireless Charging Station
Items Included	Wireless Charger, Charging Cable, Instruction Manual
Materials	Plastic and Acrylic
Color	Black, White
Input	Type-C
Input Current	≥ 9Volt-2Amp, 5Volt-3Amp
Mobile Phone Output	15 Watt / 10 Watt / 7.5 Watt / 5 Watt
Watch Output	3 Watt
Earbud Output	5 Watt
Adapter	≥QC3.0 18W
Dimensions	6.5" x 5.55" x .75"
Compatibility	Supports Qi Compliant Mobile Phones, Bluetooth® Earbuds and Smart Watches.

#### Operating Steps:

- 1.Plug the type C USB connector of the included charging cord into the 4 in 1 Charger and the USB side into a USB power source.
- 2.To turn on the environmental light, press the button in front of the earbud charging pad to cycle through normal light, brighter light, and then off.
- 3.Open the charger and adjust the kickstand to the desired angle of recline.

- 3 -



- 4.To charge devices such as wireless charging capable smartphones, watches, or Bluetooth® earbuds, place the device flat on the designated charging area. After .01 seconds, the device will start charging. To stop charging or after fully charging, just remove the device from the charging area.



After plugging the 4 in 1 Wireless Charger into the power supply, place the smartphone, watch, or earbuds on the designated areas shown to begin charging. Check the device charging indicator to make sure it is over the charging area.

- 5.The mobile phone may charge horizontally or vertically when placed over the designated area.

- 4 -



- 6.The product folds up for easy storage and portability.



#### Precautions:

1. Do not immerse the product in water and keep out of extreme heat or cold temperatures.
2. Do not disassemble or break open the product.
3. Please keep the product away from flammable and explosive liquids, or gases.
4. Do not place magnetic items or precision machinery too close to the product.

- 5 -

材质：铜版纸+彩印 说明书 风琴折法

## **FCC STATEMENT :**

This device complies with Part 15 of the FCC Rules. Operation is subject to the following two conditions:

- (1) This device may not cause harmful interference, and
- (2) This device must accept any interference received, including interference that may cause undesired operation.

**Warning:** Changes or modifications not expressly approved by the party responsible for compliance could void the user's authority to operate the equipment.

NOTE: This equipment has been tested and found to comply with the limits for a Class B digital device, pursuant to Part 15 of the FCC Rules. These limits are designed to provide reasonable protection against harmful interference in a residential installation. This equipment generates uses and can radiate radio frequency energy and, if not installed and used in accordance with the instructions, may cause harmful interference to radio communications. However, there is no guarantee that interference will not occur in a particular installation. If this equipment does cause harmful interference to radio or television reception, which can be determined by turning the equipment off and on, the user is encouraged to try to correct the interference by one or more of the following measures:

- Reorient or relocate the receiving antenna.
- Increase the separation between the equipment and receiver.
- Connect the equipment into an outlet on a circuit different from that to which the receiver is connected.
- Consult the dealer or an experienced radio/TV technician for help.

### **FCC Radiation Exposure Statement:**

This equipment complies with FCC radiation exposure limits set forth for an uncontrolled environment. This equipment should be installed and operated with minimum distance 20cm between the radiator & your body.