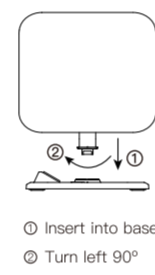

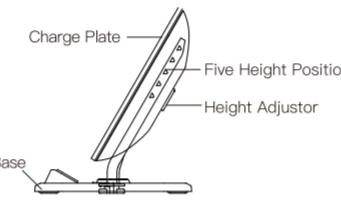


160mm

90mm

Qi Certified Wireless Charger Instruction Manual	
<p>Please read the following carefully for information on the correct use of this device.</p> <p>Package Content</p> <ul style="list-style-type: none">Wireless ChargerUSB A to Type-C fast charging cableUser Manual <p>Specifications</p> <ul style="list-style-type: none">Input: DC 5V,2A/ DC 9V,2AOutput: DC 5V,1A(5W)/ DC 9V,1.1A(10W)Charging Distance≤6mmCertification: Qi Certified	<p>General information</p> <ul style="list-style-type: none">For normal operation, no weaker than DC 5V, 2A charger is required.For a fast wireless charging mode, use the Quick Charger 2.0/3.0 compatible charger and compatible smartphones. <p>Instructions</p> <p>Using the USB A to Type-C cable supplied insert the Type-C connector into the Type-C port on the charger and then insert the standard USB connector (other end of cable) into any standard USB charging port with a maximum approved power source of 5V,2A or 9V,2A. Place your Qi compatible phone with inductive(wireless) charge feature onto the charger's Charge Plate (back of phone to charger) in either a horizontal or vertical position.</p> <p>The height of the Charge Plate may need to be adjusted to align the Charge Plate with your phone's charge area. Using the Height Adjustor button on back of the charger lower or raise the Charge Plate until your phone show it is charging in normal way.</p> <p>Note- only devices which support Qi wireless charge technology can be wirelessly charged from this charger, please check your device specifications.</p> <p>Caution, only connect the charger to an approved charging device with a maximum approved power source of 5V,2A or 9V,2A, otherwise personal injury or device damage may occur. Use either the charging cable supplied with the charger or a certified fast charging cable.Do not drop, disassemble or modify this product. Do not expose this product to fire or excessive heat. Do not expose this product to water or excessive humidity. Do not put any bare metal on the surface area of the wireless charger when it is operating.</p>



-1-

-2-

FCC STATEMENT:

This device complies with Part 15 of the FCC Rules. Operation is subject to the following two conditions:
(1) This device may not cause harmful interference, and
(2) This device must accept any interference received, including interference that may cause undesired operation.

Warning: Changes or modifications not expressly approved by the party responsible for compliance could void the user's authority to operate the equipment.

NOTE: This equipment has been tested and found to comply with the limits for a Class B digital device, pursuant to Part 15 of the FCC Rules. These limits are designed to provide reasonable protection against harmful interference in a residential installation. This equipment generates uses and can radiate radio frequency energy and, if not installed and used in accordance with the instructions, may cause harmful interference to radio communications. However, there is no guarantee that interference will not occur in a particular installation. If this equipment does cause harmful interference to radio or television reception, which can be determined by turning the equipment off and on, the user is encouraged to try to correct the interference by one or more of the following measures:

Reorient or relocate the receiving antenna.
Increase the separation between the equipment and receiver.
Connect the equipment into an outlet on a circuit different from that to which the receiver is connected.
Consult the dealer or an experienced radio/TV technician for help.