

1. TEST SETUP PHOTOGRAPHS

1.1. Photo of Radiated Emissions Measurement




Fig. 1 (Stand mode)



Fig. 2 (Pad mode)




Fig. 3 (Stand mode)




Fig. 4 (Pad mode)

1.2 Photo of Conducted Emission



Fig. 5 (Stand mode)



Fig. 6 (Pad mode)




Fig. 7 (Stand mode)



Fig. 8 (Pad mode)