

## Gateway FCC Label

**MODEL: LS-GW-00-000W-01**

FCC ID: 2APTWWG0001

IC: 23996-GW001

CAN ICES-3(b)/NMB-3(b)

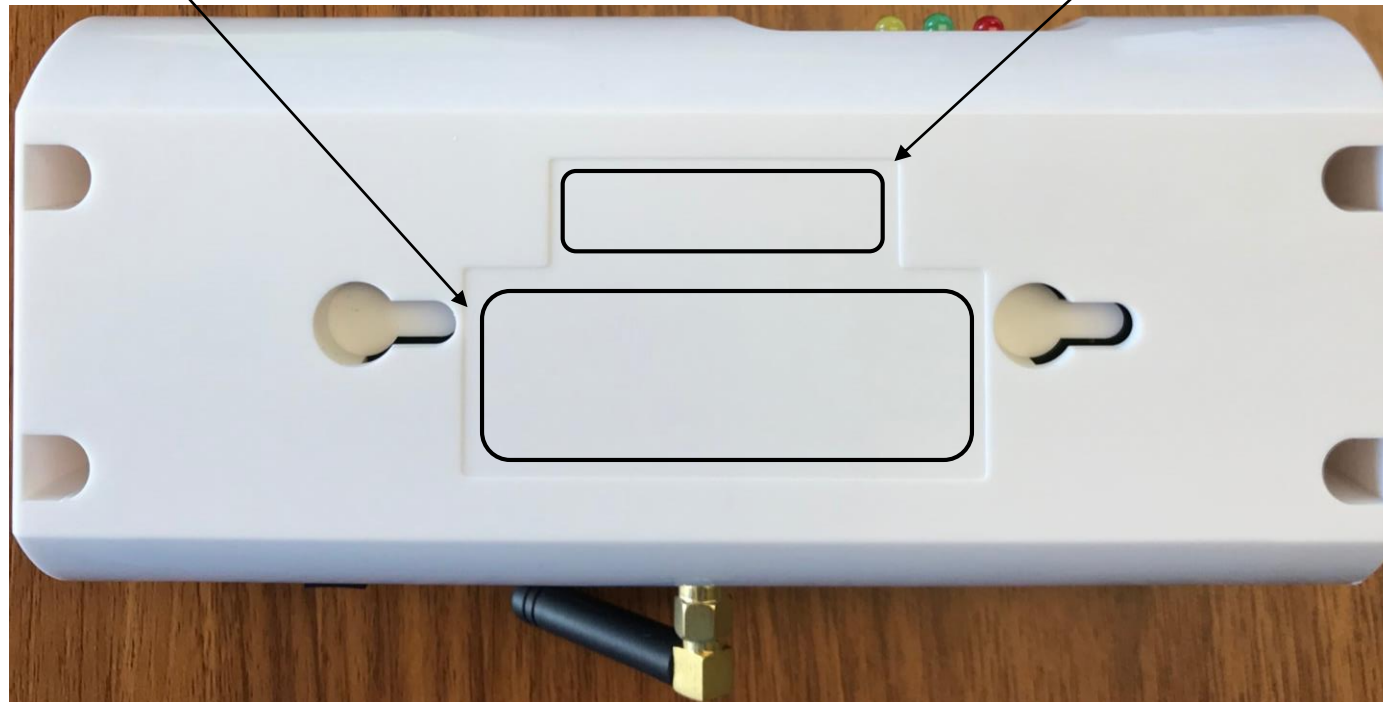
Contains FCC ID: XF6-RS9113DB

Contains IC: 8407A-RS9113DB


**This device complies with Part 15 of FCC Rules.** Operation is subject to the following conditions: (1) this device may not cause harmful interference, and (2) this device must accept any interference received, including interference that may cause undesired operation.

Dimensions of Gateway label is 2.7" x 1.0"


Unique ID for each Gateway




### Ambient Sensor Label



### PAR Sensor Label




### Soil Sensor Label



Diameter of Sensor labels is 1.25"



FCC Label Location



PAR and Ambient Sensor share the same base.