

---


---

## Test Setup photographs


---

---


**EUT Position: X-axis**



**EUT Position: Y-axis**



**EUT Position: Z-axis**



---

---

**Test Setup Photo of Radiated Measurement (0.009 ~ 30MHz)**

---


---



---

## Test Setup Photo of Radiated Measurement (below 1000MHz)


---



---

## Test Setup Photo of Radiated Measurement (Above 1GHz)

---



---

## Test Setup Photo for AC Conducted Emissions

---

