


Test Setup photographs


EUT Position: X-axis



EUT Position: Y-axis




EUT Position: Z-axis




Test Setup Photo of Radiated Measurement (0.009 ~ 30MHz)



Test Setup Photo of Radiated Measurement (below 1000MHz)



Test Setup Photo of Radiated Measurement (Above 1GHz)



Test Setup Photo for AC Conducted Emissions

