

APPENDIX 3: Photographs of test setup

Conducted Emission

(Model: VS-12NP160F (Power Unit))




Photo 1




Photo 2

UL Japan, Inc.

Ise EMC Lab.

4383-326 Asama-cho, Ise-shi, Mie-ken 516-0021 JAPAN

Telephone : +81 596 24 8999

Facsimile : +81 596 24 8124

Conducted Emission
(Model: VS-12NP160FD (Power Unit))




Photo 1




Photo 2

UL Japan, Inc.

Ise EMC Lab.

4383-326 Asama-cho, Ise-shi, Mie-ken 516-0021 JAPAN

Telephone : +81 596 24 8999

Facsimile : +81 596 24 8124

Radiated Emission
(Model: VS-12NP160F (Below 1 GHz))




Photo 1




Photo 2

Radiated Emission
(Model: VS-12NP160F (Above 1 GHz))




Photo 1




Photo 2

Radiated Emission
(Model: VS-12NP160FD (Below 1 GHz))




Photo 1




Photo 2

UL Japan, Inc.
Ise EMC Lab.

4383-326 Asama-cho, Ise-shi, Mie-ken 516-0021 JAPAN

Telephone : +81 596 24 8999

Facsimile : +81 596 24 8124

Radiated Emission
(Model: VS-12NP160FD (Above 1 GHz))




Photo 1




Photo 2
End of Report