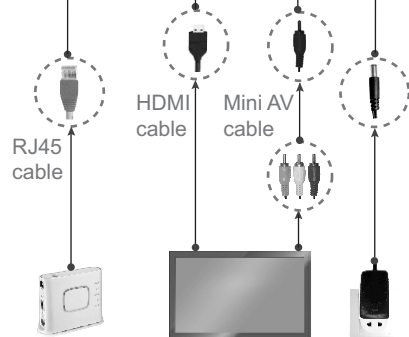



8Q40 Smart Signage Box User Guide


1 Appearance and Connecting Cables



Home gateway TV Power adapter

* You can select a wireless network. This function is applicable only to STBs with built-in Wi-Fi.

2 Select the TV Signal Source



- Connect the , choose the TV or AV
- Connect the , choose the HDMI.

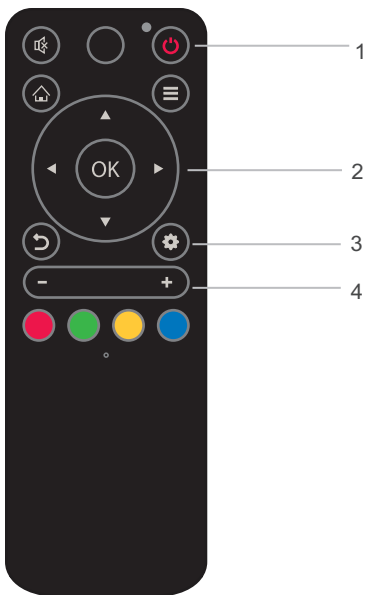
3 Starting the STB



Power switch



- green light: working
- red light: standby



Remote Control

No.	Item	Description
1		Switch the status of TV Set between working and standby.
		Mute/resume the audio.
		Short to homepage.
		Show more options menu.
2		Move the cursor upward, downward, leftward or rightward in EPG.
		Confirm an operation.
3		Return to previous menu.
		Setup key.
4		The volume plus or minus button.

FCC Statement

Changes or modifications not expressly approved by the party responsible for compliance could void the user's authority to operate the equipment.

This equipment has been tested and found to comply with the limits for a Class B digital device, pursuant to Part 15 of the FCC Rules. These limits are designed to provide reasonable protection against harmful interference in a residential installation. This equipment generates uses and can radiate radio frequency energy and, if not installed and used in accordance with the instructions, may cause harmful interference to radio communications. However, there is no guarantee that interference will not occur in a particular installation. If this equipment does cause harmful interference to radio or television reception, which can be determined by turning the equipment off and on, the user is encouraged to try to correct the interference by one or more of the following measures:

- Reorient or relocate the receiving antenna.
- Increase the separation between the equipment and receiver.
- Connect the equipment into an outlet on a circuit different from that to which the receiver is connected.
- Consult the dealer or an experienced radio/TV technician for help

This device complies with part 15 of the FCC rules. Operation is subject to the following two conditions (1) this device may not cause harmful interference, and (2) this device must accept any interference received, including interference that may cause undesired operation.

The distance between the product and body is more than 20cm