

User Manual

Product Name: 2.4G air mouse with key board

Brand: Cabletime


Model: 641-1000

Manufacture: Shenzhen C&D Electronics Co., Ltd.

Specification

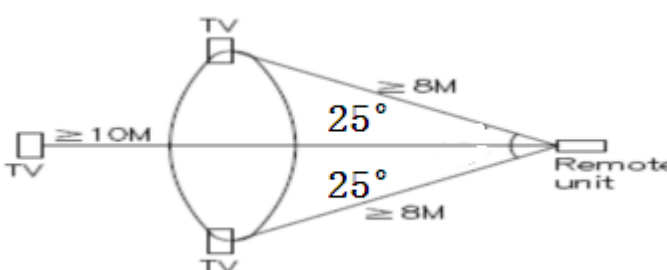
1, Button :

No.	Button	Function
01	Power	Turn ON/OFF
02	HOME	Main Page /Menu
03	LIVE TV	Live TV
04	CC	Cartoon
05	SLEEP	Sleep model
06	WEATHER	Weather
07	◀◀	Fast Backward
08		Pause
09	▶	Play
10	▶▶	Fast Forward
11	BACK	Back
12	MOUSE ON/OFF	Air Mouse Turn ON/OFF
13	GUIDE	GUIDE
14	SELECT	SELECT
15	↑	Up
16	↓	Down
17	←	Left
18	→	Right
19	Vol +	Voice Up
20	Vol -	Voice Down
21	CH+	Last Chanel

22	CH-	Next Chanel
23		Quiet
24	EXIT	EXIT
25	1	Key Number 1
26	2	Key Number2
27	3	Key Number3
28	4	Key Number4
29	5	Key Number5
30	6	Key Number6
31	7	Key Number 7
32	8	Key Number8
33	9	Key Number9
34	0	Key Number0
35	INFO	Information
36	SEARCH	Search
37	SETTINGS	Settings
38	LAST	List
39	INPUT	Input
40	“_”	“_” button
41	Red	Function button
42	Green	Function button
43	Yellow	Function button
44	Blue	Function button

2: Signal Range


As below.


Wireless		IR model	
Distance	12m	Distance	10m 8m
Angle	10m	Angle	

3、 How to match:

- Make sure the device is power on, press button “1” and “9 ” at the same time.
- The Remote Control will search the receiver automatically.
- LED on Remote Control will flicker for three times slowly, then the match success.

4、 Air Mouse Model:

- Press button  to turn off/on the air mouse model.
- The computer pointer will move along with the movement of the air mouse.

The Air mouse will be closed after 30 seconds motionlessness. press  to restart.

5、 Full Qwerty Model:

- Upturn keyboard side, full qwerty model will be started.
- Downturn keyboard side, full qwerty model will be closed.

FCC Caution.

This device complies with part 15 of the FCC Rules. Operation is subject to the following two conditions:

- (1) This device may not cause harmful interference, and
- (2) this device must accept any interference received, including interference that may cause undesired operation.

Any Changes or modifications not expressly approved by the party responsible for compliance could void the user's authority to operate the equipment.

Note: This equipment has been tested and found to comply with the limits for a Class B digital device, pursuant to part 15 of the FCC Rules. These limits are designed to provide reasonable protection against harmful interference in a residential installation. This equipment generates uses and can radiate radio frequency energy and, if not installed and used in accordance with the instructions, may cause harmful interference to radio communications. However, there is no guarantee that interference will not occur in a particular installation. If this equipment does cause harmful interference to radio or television reception, which can be determined by turning the equipment off and on, the user is encouraged to try to correct the interference by one or more of the following measures:

- Reorient or relocate the receiving antenna.
- Increase the separation between the equipment and receiver.
- Connect the equipment into an outlet on a circuit different from that to which the receiver is connected.
- Consult the dealer or an experienced radio/TV technician for help.

IC Warning

This device complies with Industry Canada licence-exempt RSS standard(s).

Operation is subject to the following two conditions:

- (1) This device may not cause interference, and
- (2) This device must accept any interference, including interference that may cause undesired operation of the device.

Le présent appareil est conforme aux CNR d'Industrie Canada applicables aux appareils radio exempts de licence. L'exploitation est autorisée aux deux conditions suivantes:

- (1) l'appareil ne doit pas produire de brouillage, et
- (2) l'utilisateur de l'appareil doit accepter tout brouillage radio électrique subi, même si le brouillage est susceptible d'en compromettre le fonctionnement