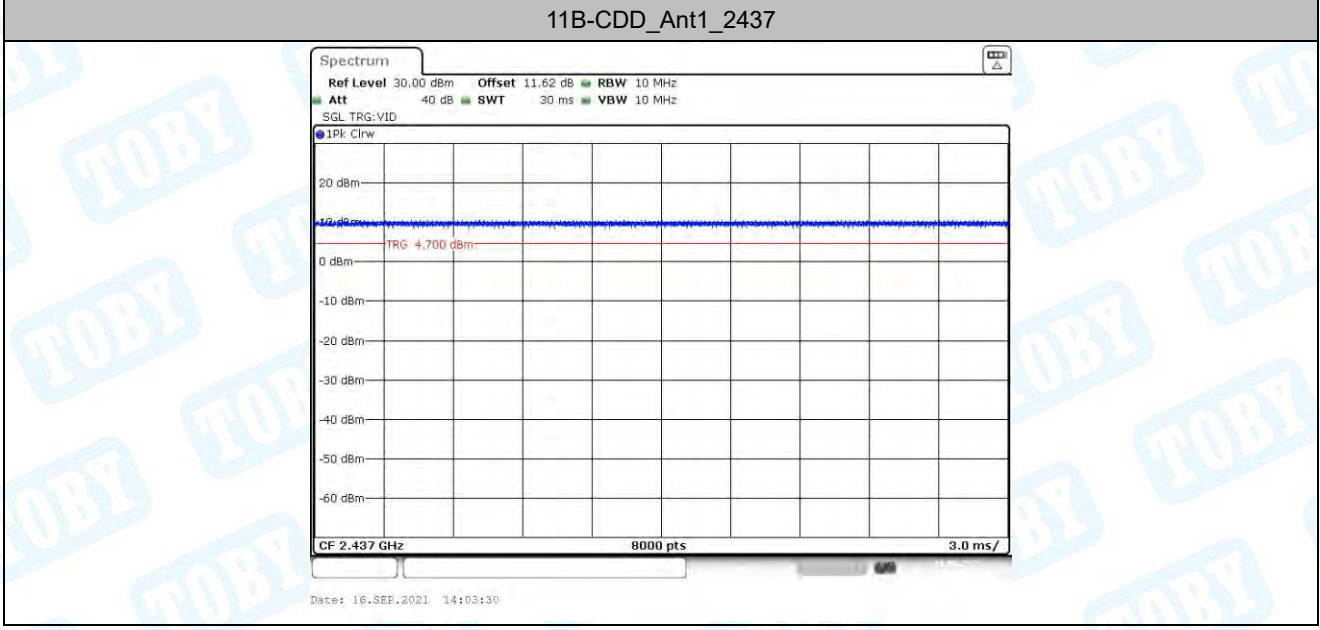
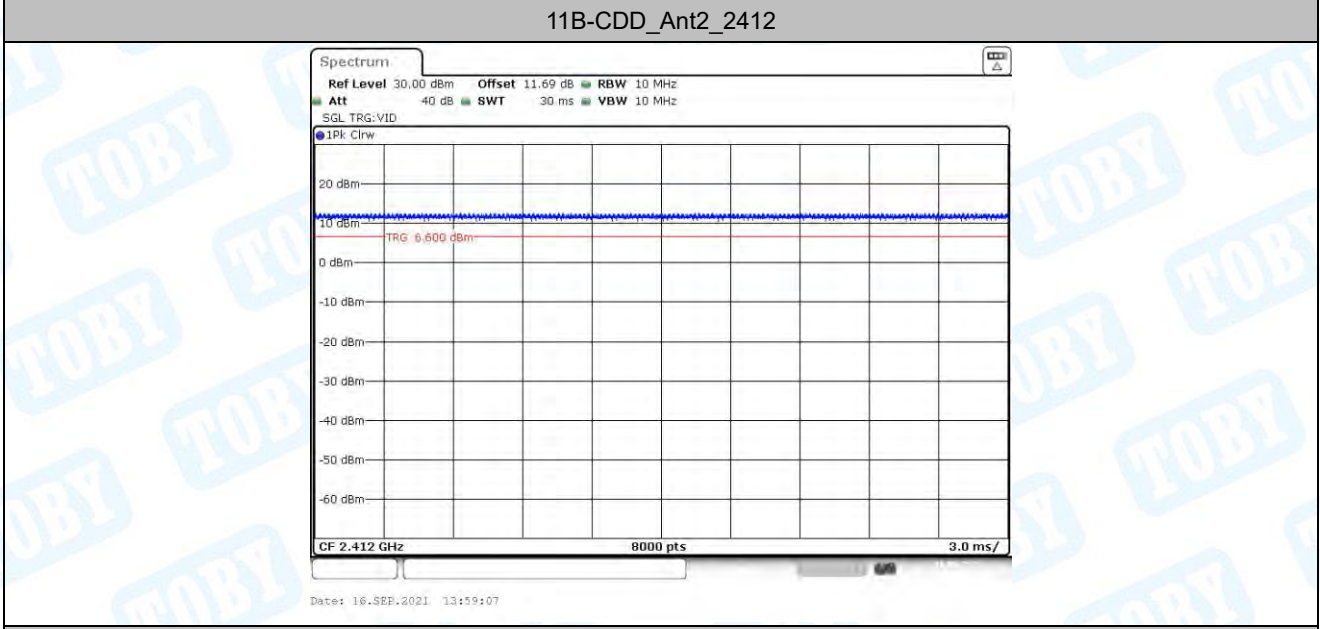
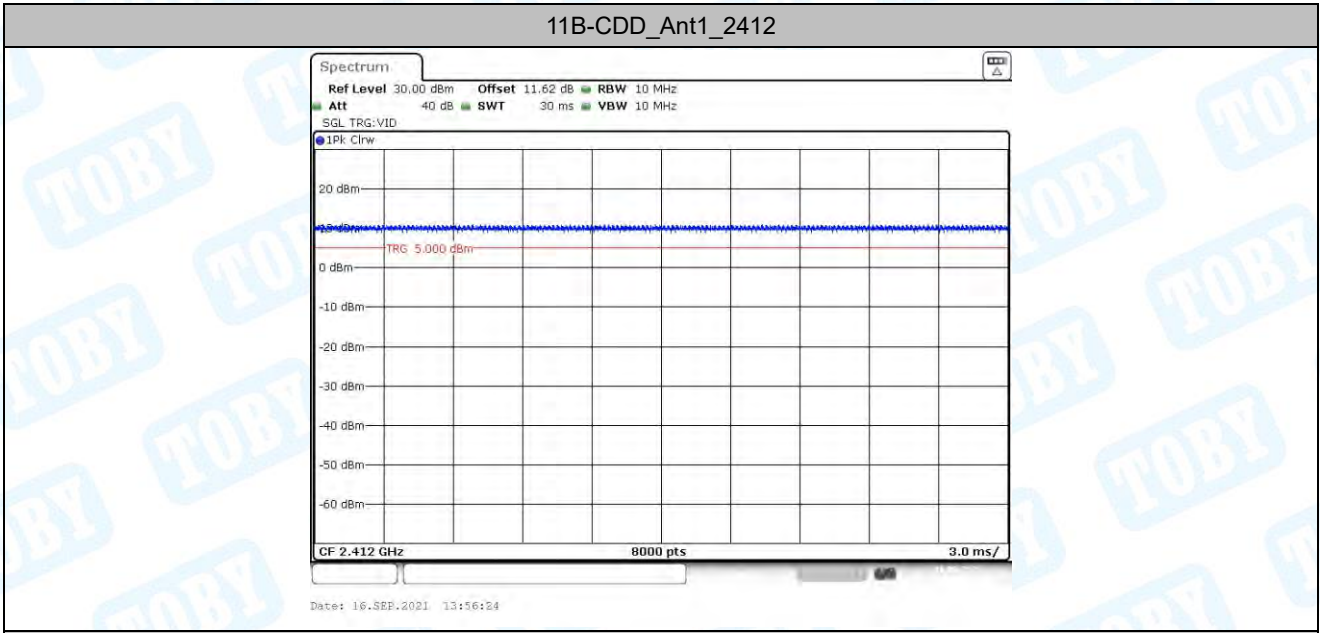


7. Duty Cycle

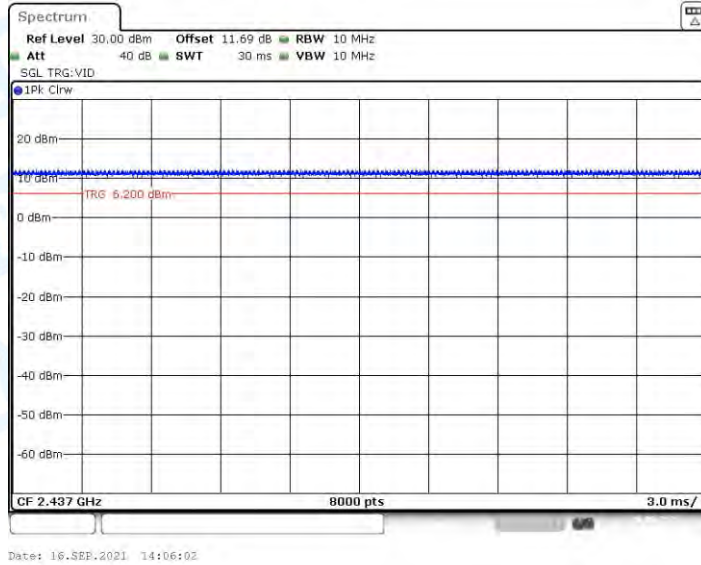
7.1. Test Result

| TestMode | Antenna | Channel | Transmission Duration [ms] | Transmission Period [ms] | Duty Cycle [%] | Limit | Verdict |
|-----------|---------|---------|----------------------------|--------------------------|----------------|-------|---------|
| 11B-CDD | Ant1 | 2412 | 30.00 | 30.00 | 100.00 | --- | PASS |
| | Ant2 | 2412 | 30.00 | 30.00 | 100.00 | --- | PASS |
| | Ant1 | 2437 | 30.00 | 30.00 | 100.00 | --- | PASS |
| | Ant2 | 2437 | 30.00 | 30.00 | 100.00 | --- | PASS |
| | Ant1 | 2462 | 30.00 | 30.00 | 100.00 | --- | PASS |
| | Ant2 | 2462 | 30.00 | 30.00 | 100.00 | --- | PASS |
| 11G-CDD | Ant1 | 2412 | 30.00 | 30.00 | 100.00 | --- | PASS |
| | Ant2 | 2412 | 30.00 | 30.00 | 100.00 | --- | PASS |
| | Ant1 | 2437 | 30.00 | 30.00 | 100.00 | --- | PASS |
| | Ant2 | 2437 | 30.00 | 30.00 | 100.00 | --- | PASS |
| | Ant1 | 2462 | 30.00 | 30.00 | 100.00 | --- | PASS |
| | Ant2 | 2462 | 30.00 | 30.00 | 100.00 | --- | PASS |
| 11N20MIMO | Ant1 | 2412 | 30.00 | 30.00 | 100.00 | --- | PASS |
| | Ant2 | 2412 | 30.00 | 30.00 | 100.00 | --- | PASS |
| | Ant1 | 2437 | 30.00 | 30.00 | 100.00 | --- | PASS |
| | Ant2 | 2437 | 30.00 | 30.00 | 100.00 | --- | PASS |
| | Ant1 | 2462 | 30.00 | 30.00 | 100.00 | --- | PASS |
| | Ant2 | 2462 | 30.00 | 30.00 | 100.00 | --- | PASS |
| 11N40MIMO | Ant1 | 2422 | 30.00 | 30.00 | 100.00 | --- | PASS |
| | Ant2 | 2422 | 30.00 | 30.00 | 100.00 | --- | PASS |
| | Ant1 | 2437 | 30.00 | 30.00 | 100.00 | --- | PASS |
| | Ant2 | 2437 | 30.00 | 30.00 | 100.00 | --- | PASS |
| | Ant1 | 2452 | 30.00 | 30.00 | 100.00 | --- | PASS |
| | Ant2 | 2452 | 30.00 | 30.00 | 100.00 | --- | PASS |

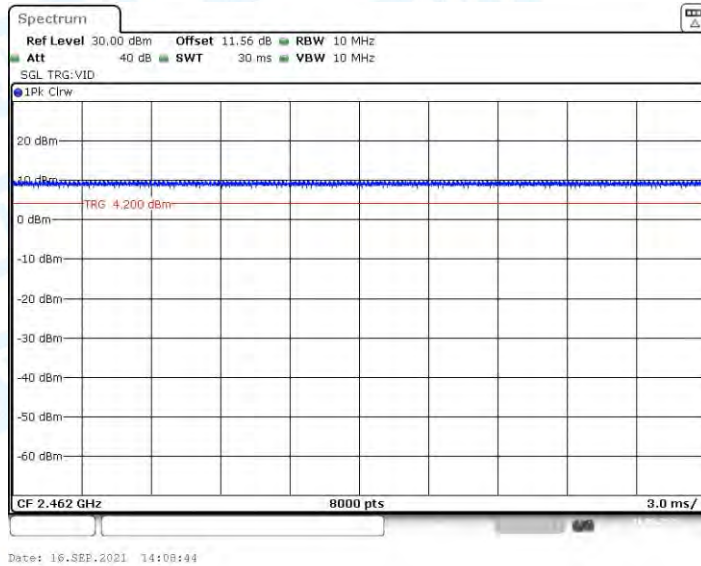
7.2. Test Graphs



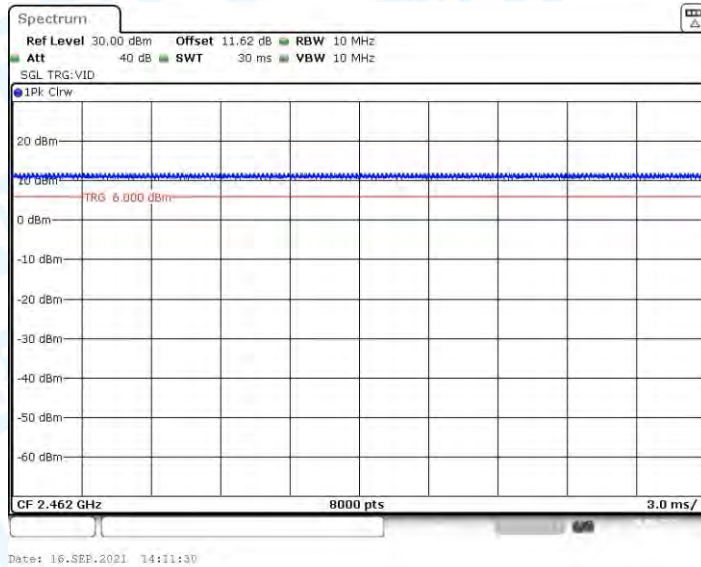
11B-CDD_Ant2_2437



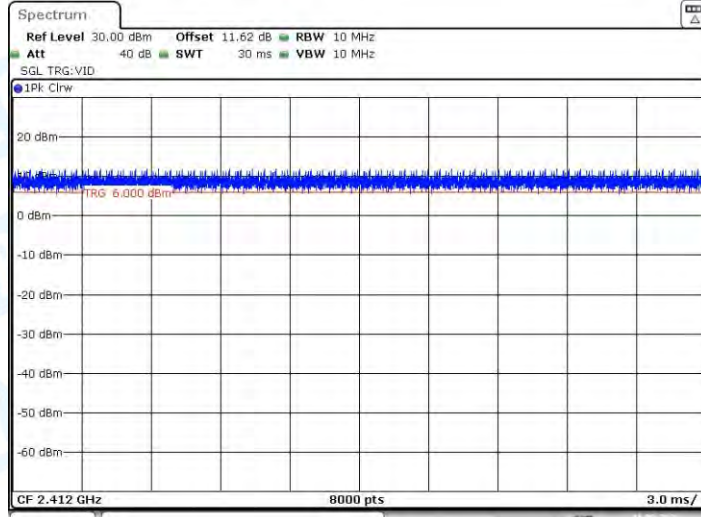
11B-CDD_Ant1_2462



11B-CDD_Ant2_2462

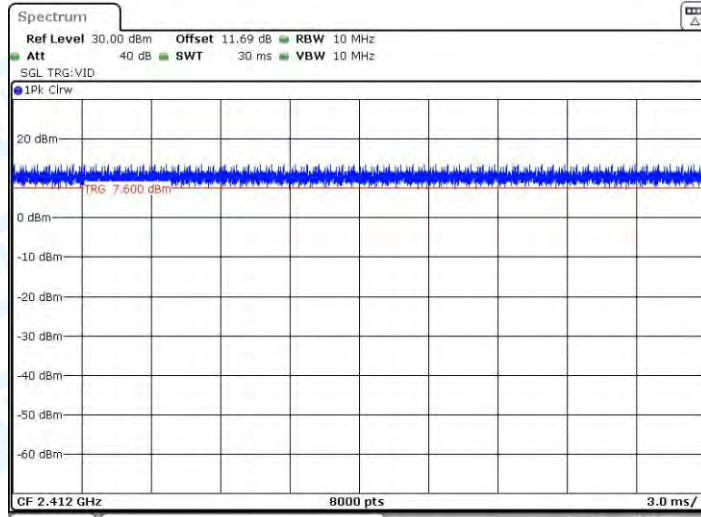


11G-CDD_Ant1_2412



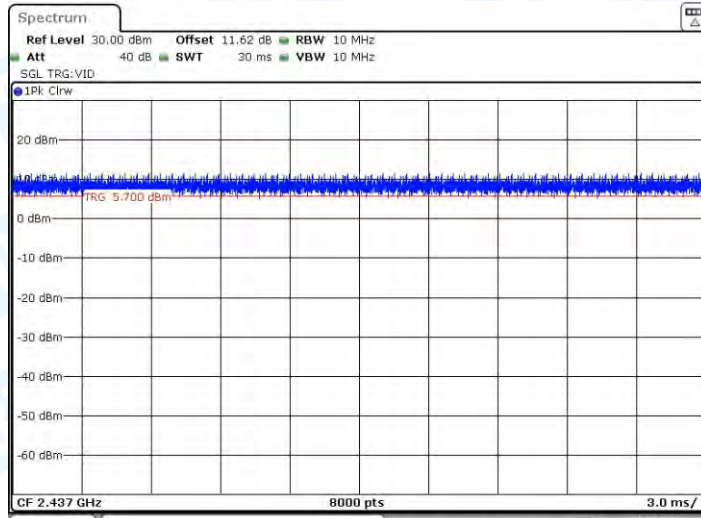
Date: 16.SEP.2021 14:40:16

11G-CDD_Ant2_2412



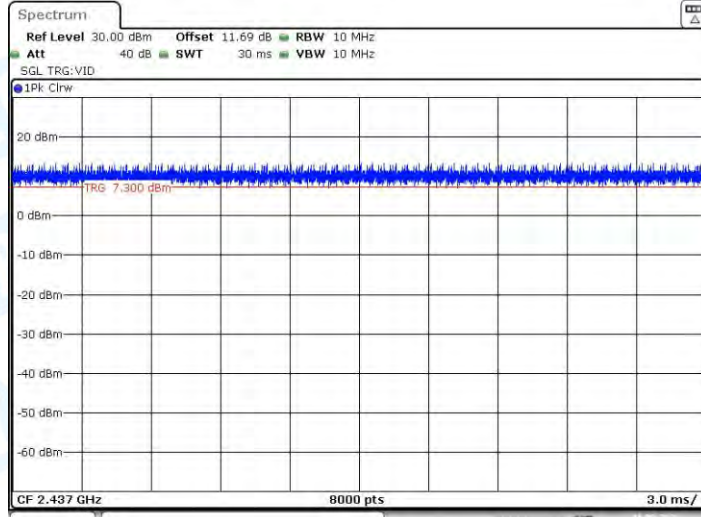
Date: 16.SEP.2021 14:43:26

11G-CDD_Ant1_2437



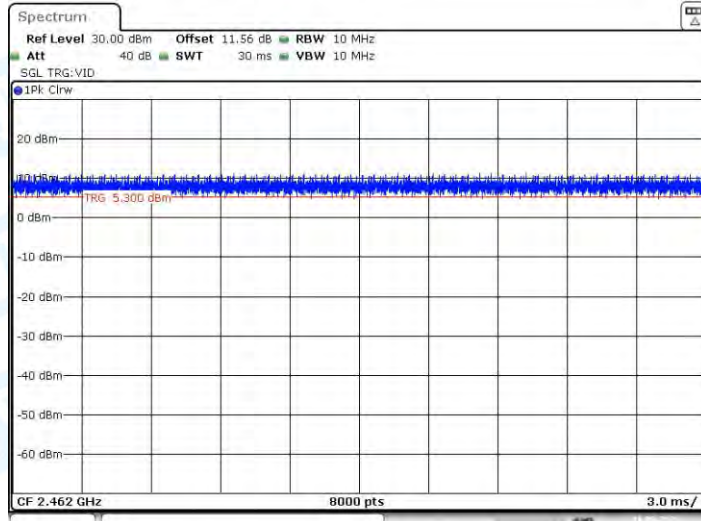
Date: 16.SEP.2021 14:52:42

11G-CDD_Ant2_2437



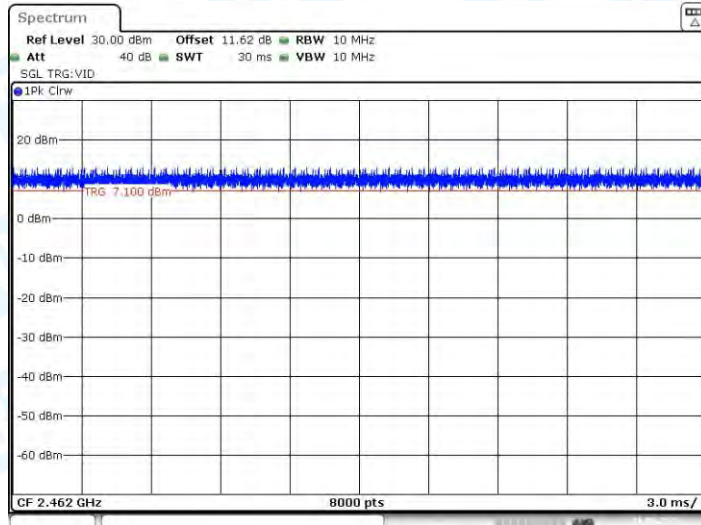
Date: 16.SEP.2021 14:54:38

11G-CDD_Ant1_2462



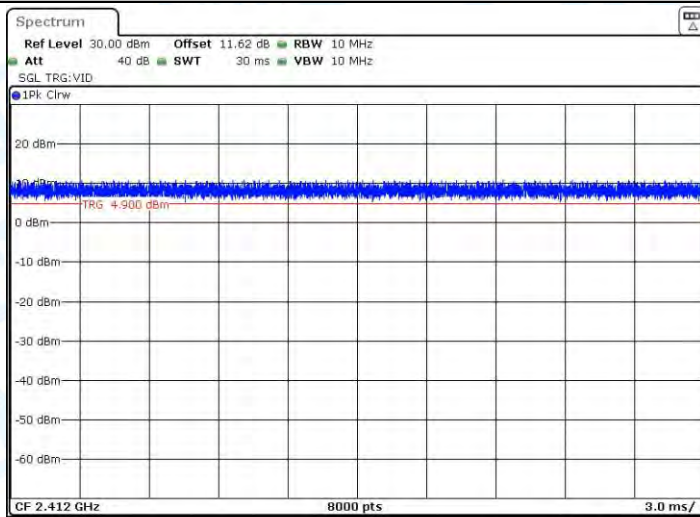
Date: 16.SEP.2021 14:57:06

11G-CDD_Ant2_2462

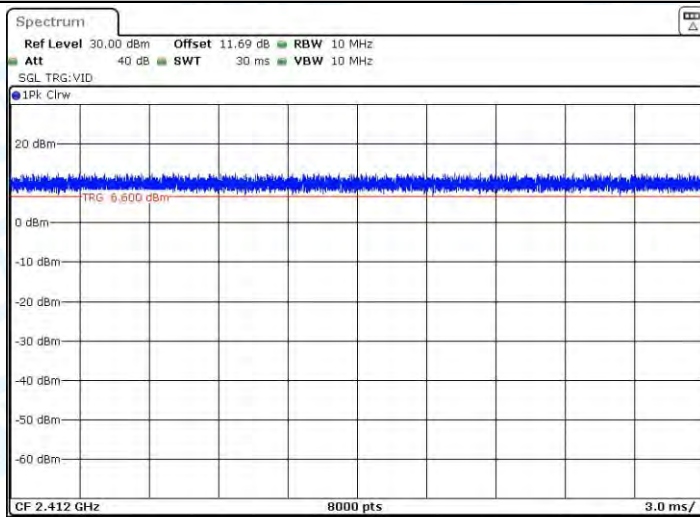


Date: 16.SEP.2021 15:00:01

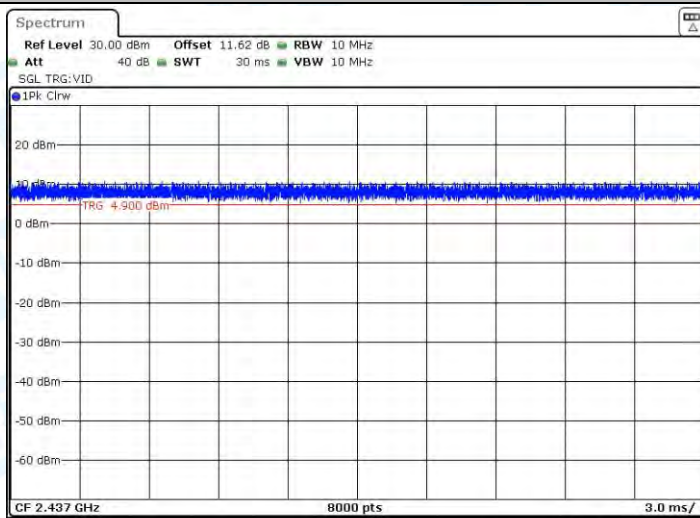
11N20MIMO_Ant1_2412



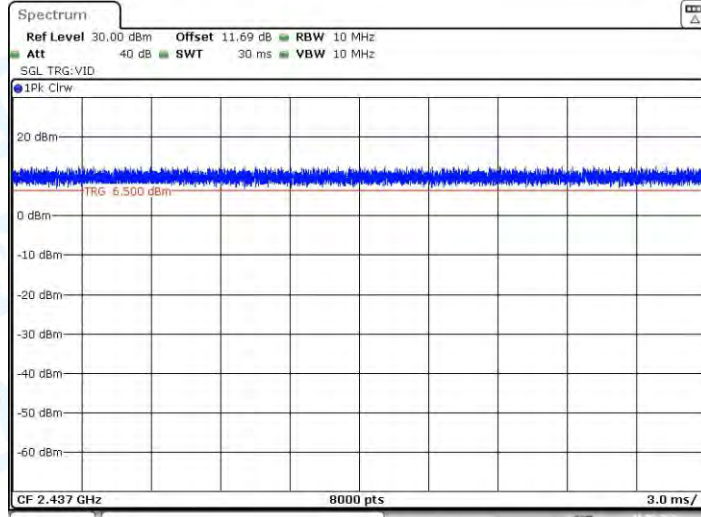
11N20MIMO_Ant2_2412



11N20MIMO_Ant1_2437

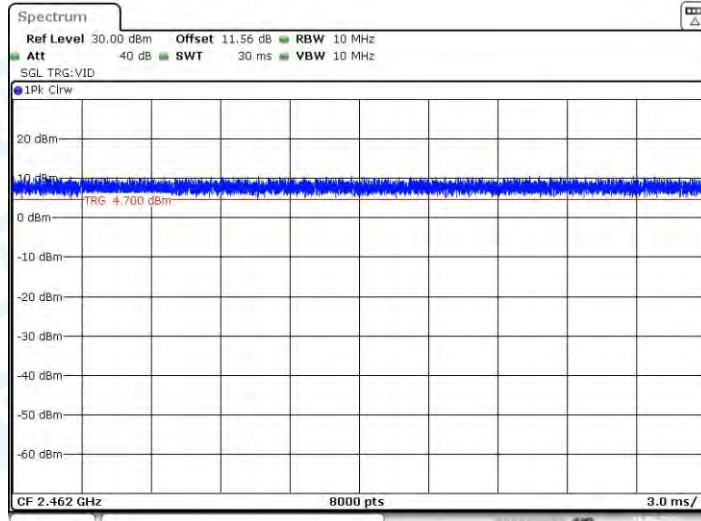


11N20MIMO_Ant2_2437



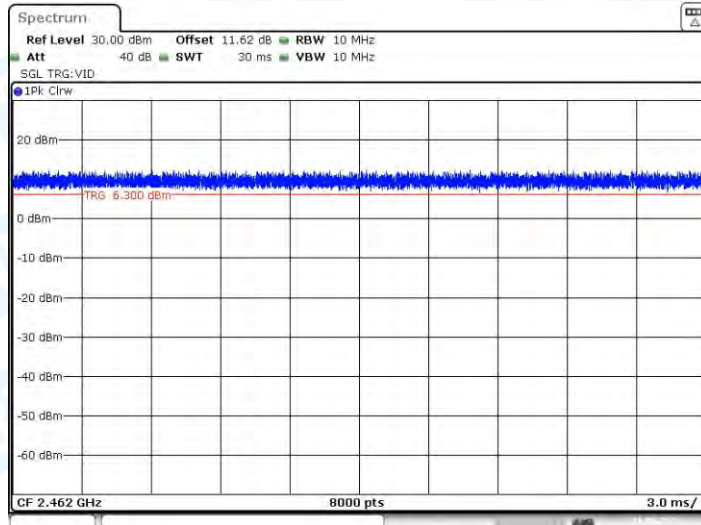
Date: 16.SEP.2021 15:13:15

11N20MIMO_Ant1_2462



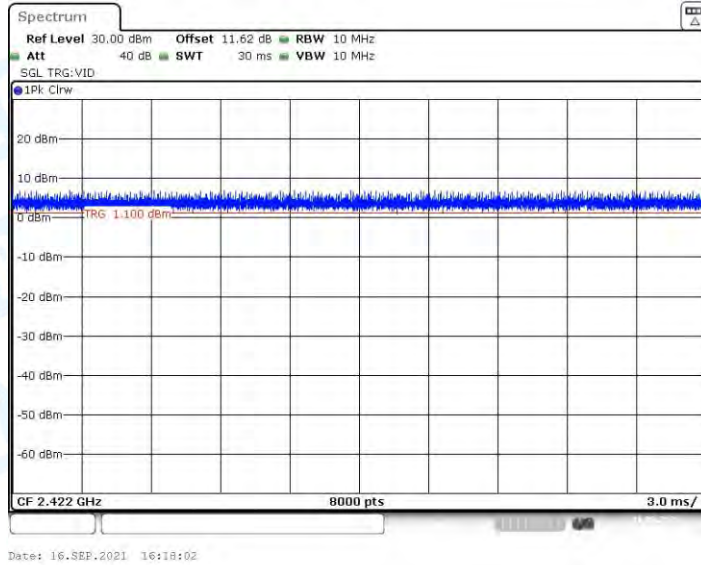
Date: 16.SEP.2021 15:16:28

11N20MIMO_Ant2_2462

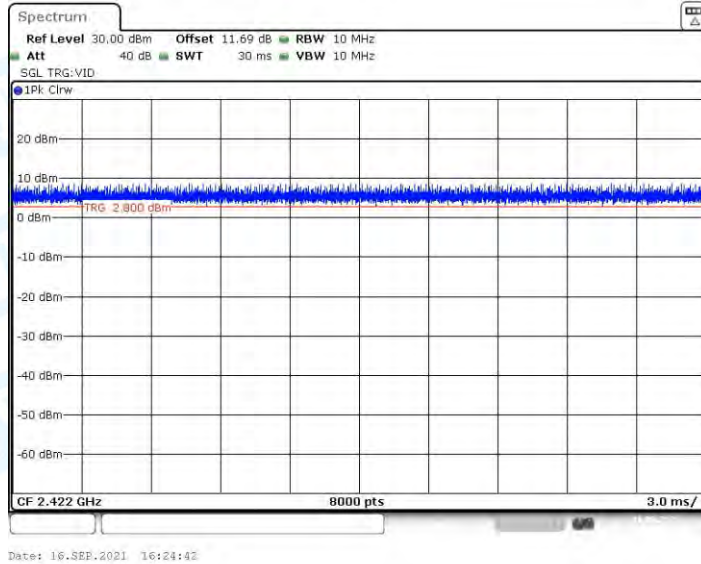


Date: 16.SEP.2021 15:19:36

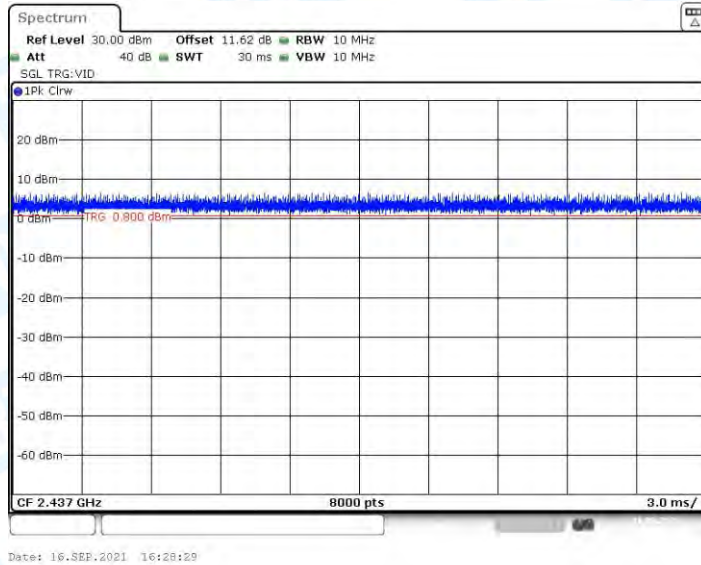
11N40MIMO_Ant1_2422



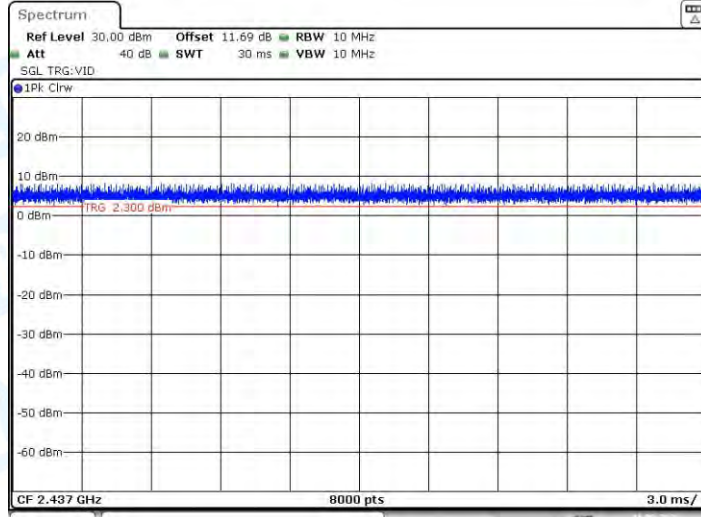
11N40MIMO_Ant2_2422



11N40MIMO_Ant1_2437

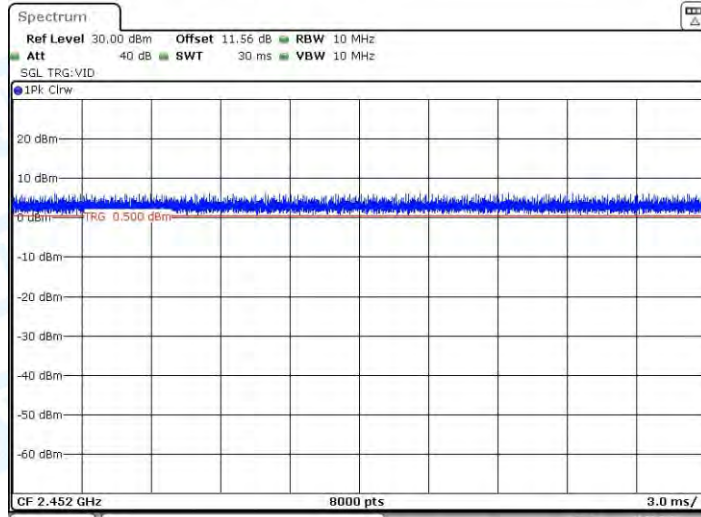


11N40MIMO_Ant2_2437



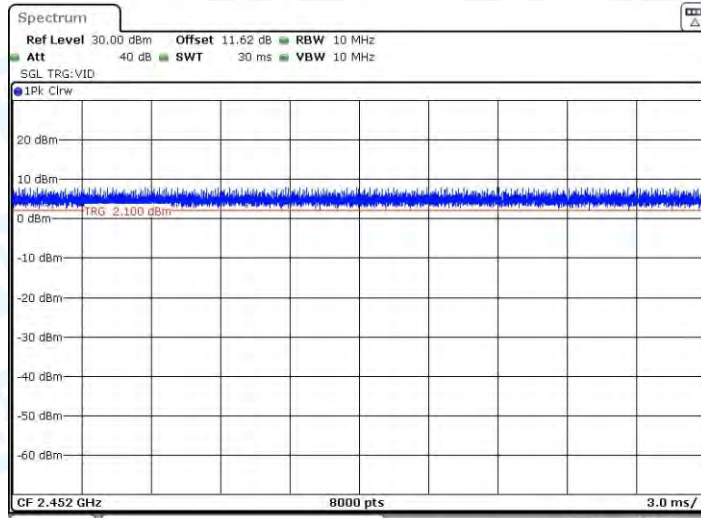
Date: 16.SEP.2021 16:30:28

11N40MIMO_Ant1_2452



Date: 16.SEP.2021 16:32:49

11N40MIMO_Ant2_2452



Date: 16.SEP.2021 16:36:09

8. Emissions in Restricted Bands

8.1. Test Result

| TestMode | Antenna | ChName | Channel | Detector | Freq [MHz] | Result [dBm] | Limit [dBm] | Verdict | |
|----------|---------|--------|---------|----------|------------|--------------|-------------|---------|------|
| 11B-CDD | Ant1 | Low | 2412 | AV | 2310.000 | -47.81 | ≤-41.20 | PASS | |
| | | | | AV | 2340.130 | -45.51 | ≤-41.20 | PASS | |
| | | | | AV | 2390.000 | -47.65 | ≤-41.20 | PASS | |
| | | | | Peak | 2310.000 | -39.01 | ≤-21.20 | PASS | |
| | | | | Peak | 2379.507 | -36.21 | ≤-21.20 | PASS | |
| | | | | Peak | 2390.000 | -40.71 | ≤-21.20 | PASS | |
| | Ant2 | Low | 2412 | AV | 2310.000 | -47.67 | ≤-41.20 | PASS | |
| | | | | AV | 2339.942 | -45.4 | ≤-41.20 | PASS | |
| | | | | AV | 2390.000 | -47.55 | ≤-41.20 | PASS | |
| | | | | Peak | 2310.000 | -42.47 | ≤-21.20 | PASS | |
| | | | | Peak | 2319.783 | -36.79 | ≤-21.20 | PASS | |
| | | | | Peak | 2390.000 | -38.75 | ≤-21.20 | PASS | |
| | total | Low | 2412 | AV | 2310.000 | -44.73 | ≤-41.20 | PASS | |
| | | | | AV | 2339.942 | -42.44 | ≤-41.20 | PASS | |
| | | | | AV | 2390.000 | -44.59 | ≤-41.20 | PASS | |
| | | | | Peak | 2310.000 | -37.39 | ≤-21.20 | PASS | |
| | | | | Peak | 2319.783 | -33.48 | ≤-21.20 | PASS | |
| | | | | Peak | 2390.000 | -36.61 | ≤-21.20 | PASS | |
| | Ant1 | High | 2462 | AV | 2483.500 | -46.67 | ≤-41.20 | PASS | |
| | | | | AV | 2495.797 | -46.53 | ≤-41.20 | PASS | |
| | | | | AV | 2500.000 | -46.99 | ≤-41.20 | PASS | |
| | | | | Peak | 2483.500 | -39.89 | ≤-21.20 | PASS | |
| | | | | Peak | 2486.710 | -37.15 | ≤-21.20 | PASS | |
| | | | | Peak | 2500.000 | -40.3 | ≤-21.20 | PASS | |
| | | Ant2 | High | 2462 | AV | 2483.500 | -46.54 | ≤-41.20 | PASS |
| | | | | | AV | 2495.638 | -46.43 | ≤-41.20 | PASS |
| | | | | | AV | 2500.000 | -46.89 | ≤-41.20 | PASS |
| | | | | | Peak | 2483.500 | -37.67 | ≤-21.20 | PASS |
| | | | | | Peak | 2483.841 | -36.71 | ≤-21.20 | PASS |
| | | | | | Peak | 2500.000 | -42.19 | ≤-21.20 | PASS |
| total | High | 2462 | AV | 2483.500 | -43.59 | ≤-41.20 | PASS | | |
| | | | AV | 2495.638 | -43.47 | ≤-41.20 | PASS | | |
| | | | AV | 2500.000 | -43.93 | ≤-41.20 | PASS | | |
| | | | Peak | 2483.500 | -35.63 | ≤-21.20 | PASS | | |
| | | | Peak | 2483.841 | -33.91 | ≤-21.20 | PASS | | |
| | | | Peak | 2500.000 | -38.13 | ≤-21.20 | PASS | | |
| 11G-CDD | Ant1 | Low | 2412 | AV | 2310.000 | -47.72 | ≤-41.20 | PASS | |
| | | | | AV | 2340.130 | -45.46 | ≤-41.20 | PASS | |
| | | | | AV | 2390.000 | -47.54 | ≤-41.20 | PASS | |
| | | | | Peak | 2310.000 | -40.52 | ≤-21.20 | PASS | |
| | | | | Peak | 2326.942 | -35.64 | ≤-21.20 | PASS | |

| | | | | | | | | |
|---------------|-------|------|------|----------|----------|---------|---------|------|
| | Ant2 | Low | 2412 | Peak | 2390.000 | -40.14 | ≤-21.20 | PASS |
| | | | | AV | 2310.000 | -47.64 | ≤-41.20 | PASS |
| | | | | AV | 2340.319 | -45.35 | ≤-41.20 | PASS |
| | | | | AV | 2390.000 | -47.41 | ≤-41.20 | PASS |
| | | | | Peak | 2310.000 | -37.61 | ≤-21.20 | PASS |
| | | | | Peak | 2331.464 | -36.21 | ≤-21.20 | PASS |
| | | | | Peak | 2390.000 | -39.52 | ≤-21.20 | PASS |
| | total | Low | 2412 | AV | 2310.000 | -44.67 | ≤-41.20 | PASS |
| | | | | AV | 2340.130 | -42.37 | ≤-41.20 | PASS |
| | | | | AV | 2340.319 | -42.39 | ≤-41.20 | PASS |
| | | | | AV | 2390.000 | -44.46 | ≤-41.20 | PASS |
| | | | | Peak | 2310.000 | -35.82 | ≤-21.20 | PASS |
| | | | | Peak | 2331.464 | -32.91 | ≤-21.20 | PASS |
| | | | | Peak | 2345.029 | -33.00 | ≤-21.20 | PASS |
| | | | | Peak | 2376.870 | -32.97 | ≤-21.20 | PASS |
| | Ant1 | High | 2462 | AV | 2483.500 | -46.58 | ≤-41.20 | PASS |
| | | | | AV | 2495.638 | -46.48 | ≤-41.20 | PASS |
| | | | | AV | 2500.000 | -46.91 | ≤-41.20 | PASS |
| | | | | Peak | 2483.500 | -38.42 | ≤-21.20 | PASS |
| | | | | Peak | 2493.406 | -37.35 | ≤-21.20 | PASS |
| | | | | Peak | 2500.000 | -40.24 | ≤-21.20 | PASS |
| | Ant2 | High | 2462 | AV | 2483.500 | -46.52 | ≤-41.20 | PASS |
| | | | | AV | 2495.638 | -46.37 | ≤-41.20 | PASS |
| | | | | AV | 2500.000 | -46.82 | ≤-41.20 | PASS |
| | | | | Peak | 2483.500 | -39.81 | ≤-21.20 | PASS |
| | | | | Peak | 2485.594 | -37.67 | ≤-21.20 | PASS |
| | | | | Peak | 2500.000 | -39.72 | ≤-21.20 | PASS |
| | total | High | 2462 | AV | 2483.500 | -43.54 | ≤-41.20 | PASS |
| AV | | | | 2495.638 | -43.41 | ≤-41.20 | PASS | |
| AV | | | | 2500.000 | -43.85 | ≤-41.20 | PASS | |
| Peak | | | | 2483.500 | -36.05 | ≤-21.20 | PASS | |
| Peak | | | | 2485.594 | -34.50 | ≤-21.20 | PASS | |
| Peak | | | | 2500.000 | -36.96 | ≤-21.20 | PASS | |
| 11N20MIM O | Ant1 | Low | 2412 | AV | 2310.000 | -47.73 | ≤-41.20 | PASS |
| | | | | AV | 2340.319 | -45.41 | ≤-41.20 | PASS |
| | | | | AV | 2390.000 | -47.48 | ≤-41.20 | PASS |
| | | | | Peak | 2310.000 | -40.66 | ≤-21.20 | PASS |
| | | | | Peak | 2353.507 | -34.9 | ≤-21.20 | PASS |
| | | | | Peak | 2390.000 | -39 | ≤-21.20 | PASS |
| | Ant2 | Low | 2412 | AV | 2310.000 | -47.63 | ≤-41.20 | PASS |
| | | | | AV | 2332.029 | -45.2 | ≤-41.20 | PASS |
| | | | | AV | 2390.000 | -47.38 | ≤-41.20 | PASS |
| | | | | Peak | 2310.000 | -41.02 | ≤-21.20 | PASS |
| | | | | Peak | 2328.449 | -36.43 | ≤-21.20 | PASS |
| | | | | Peak | 2390.000 | -39.52 | ≤-21.20 | PASS |

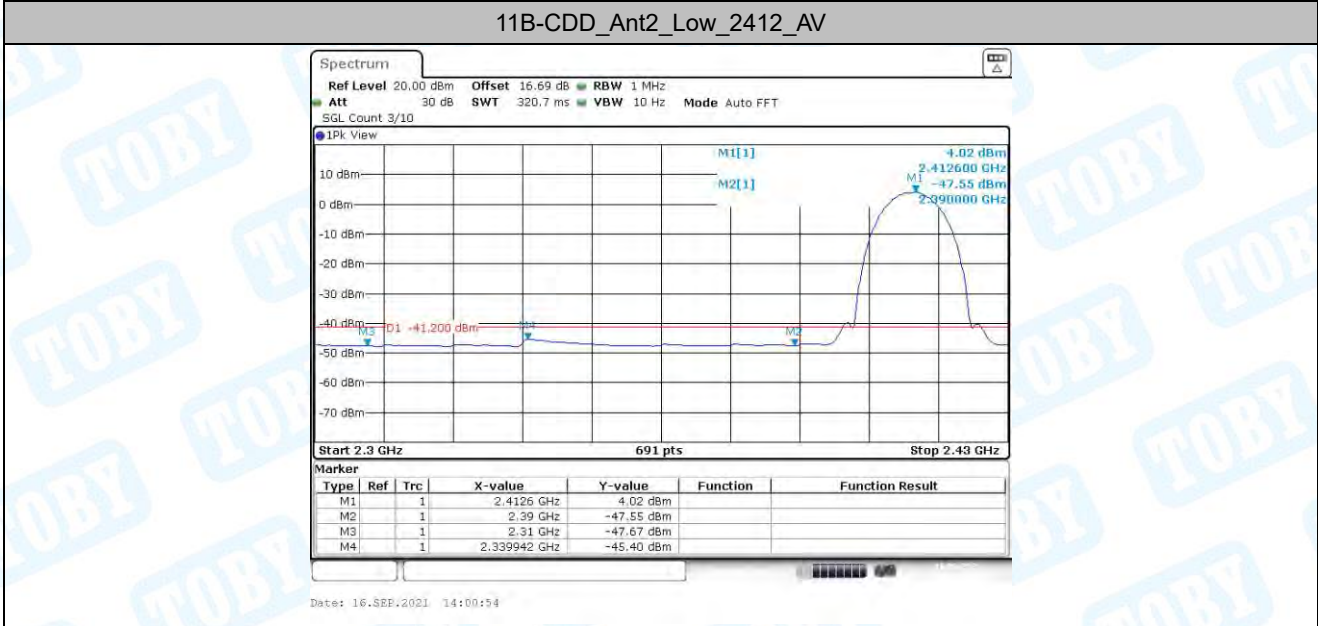
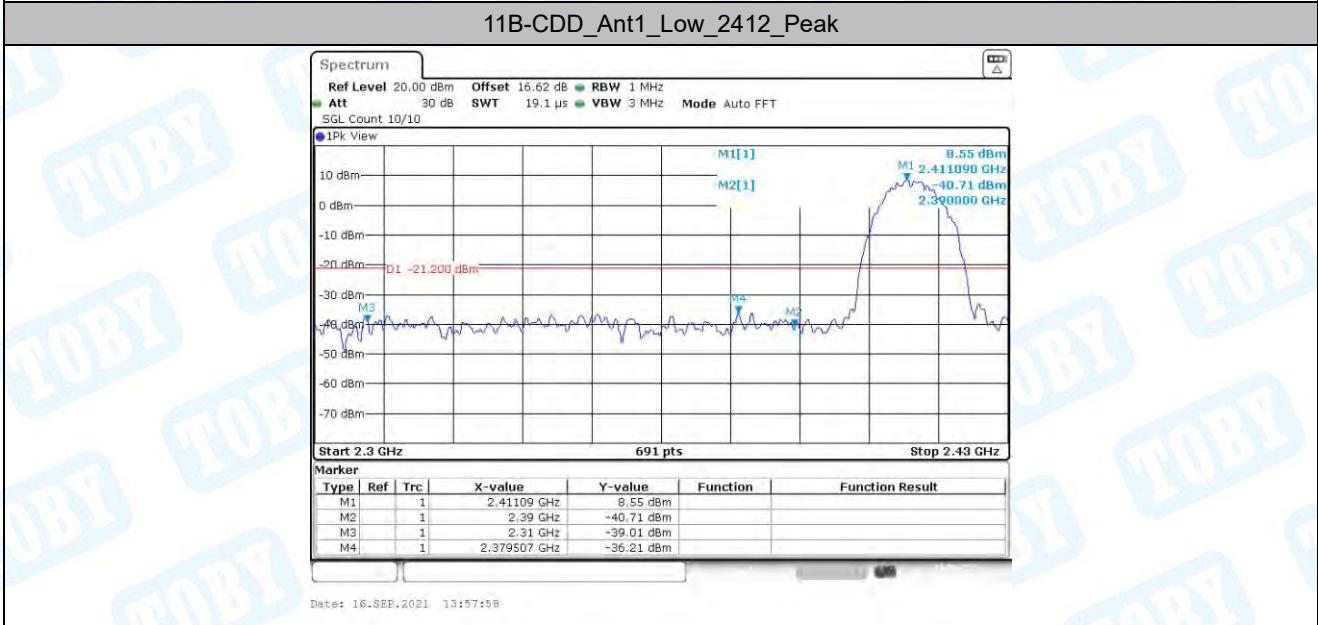
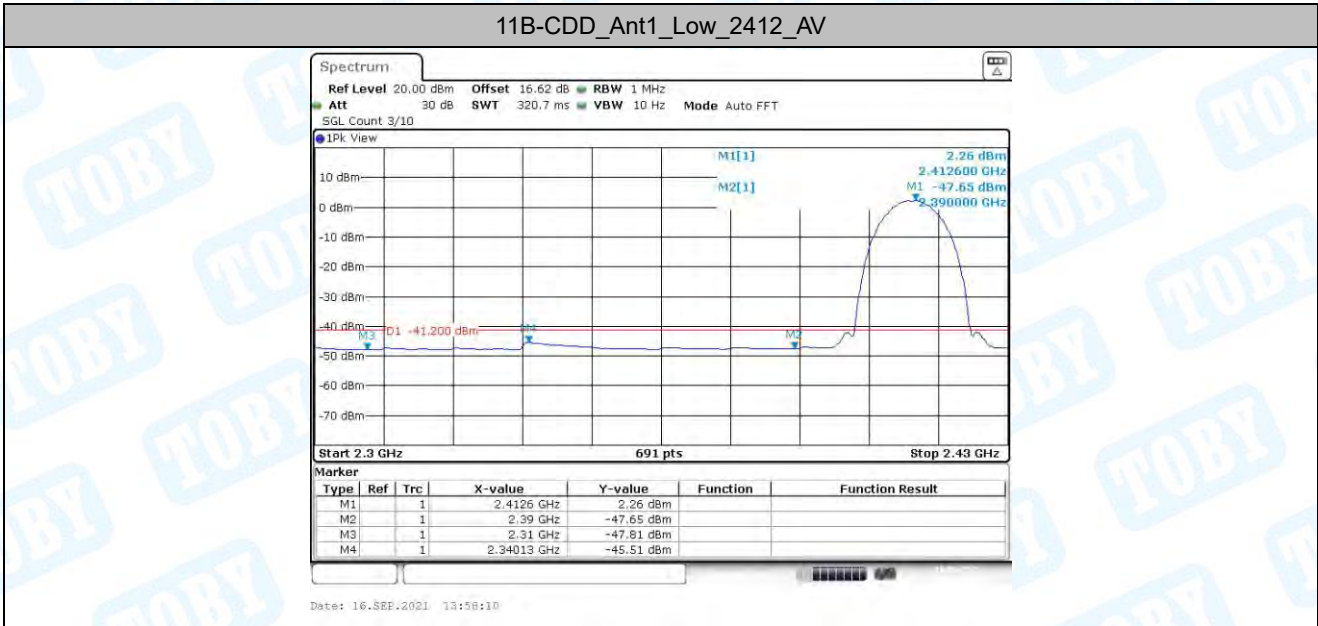
| | | | | | | | | |
|---------------|-------|------|------|----------|----------|---------|---------|------|
| | total | Low | 2412 | Peak | 2390.000 | -37.43 | ≤-21.20 | PASS |
| | | | | AV | 2310.000 | -44.67 | ≤-41.20 | PASS |
| | | | | AV | 2332.029 | -42.29 | ≤-41.20 | PASS |
| | | | | AV | 2390.000 | -44.42 | ≤-41.20 | PASS |
| | | | | Peak | 2310.000 | -37.83 | ≤-21.20 | PASS |
| | | | | Peak | 2328.449 | -32.59 | ≤-21.20 | PASS |
| | | | | Peak | 2390.000 | -35.13 | ≤-21.20 | PASS |
| | Ant1 | High | 2462 | AV | 2483.500 | -46.58 | ≤-41.20 | PASS |
| | | | | AV | 2495.638 | -46.43 | ≤-41.20 | PASS |
| | | | | AV | 2500.000 | -46.96 | ≤-41.20 | PASS |
| | | | | Peak | 2483.500 | -39.47 | ≤-21.20 | PASS |
| | | | | Peak | 2498.348 | -36.38 | ≤-21.20 | PASS |
| | | | | Peak | 2500.000 | -39.82 | ≤-21.20 | PASS |
| | Ant2 | High | 2462 | AV | 2483.500 | -46.48 | ≤-41.20 | PASS |
| | | | | AV | 2495.638 | -46.34 | ≤-41.20 | PASS |
| | | | | AV | 2500.000 | -46.81 | ≤-41.20 | PASS |
| | | | | Peak | 2483.500 | -36.7 | ≤-21.20 | PASS |
| | | | | Peak | 2483.522 | -36.7 | ≤-21.20 | PASS |
| | | | | Peak | 2500.000 | -39.53 | ≤-21.20 | PASS |
| | total | High | 2462 | AV | 2483.500 | -43.52 | ≤-41.20 | PASS |
| | | | | AV | 2495.638 | -43.37 | ≤-41.20 | PASS |
| AV | | | | 2500.000 | -43.87 | ≤-41.20 | PASS | |
| Peak | | | | 2483.500 | -34.86 | ≤-21.20 | PASS | |
| Peak | | | | 2483.522 | -33.53 | ≤-21.20 | PASS | |
| Peak | | | | 2500.000 | -36.66 | ≤-21.20 | PASS | |
| 11N40MIM O | Ant1 | Low | 2422 | AV | 2310.000 | -47.78 | ≤-41.20 | PASS |
| | | | | AV | 2340.319 | -45.5 | ≤-41.20 | PASS |
| | | | | AV | 2390.000 | -47.58 | ≤-41.20 | PASS |
| | | | | Peak | 2310.000 | -42.12 | ≤-21.20 | PASS |
| | | | | Peak | 2384.217 | -35.97 | ≤-21.20 | PASS |
| | | | | Peak | 2390.000 | -41.04 | ≤-21.20 | PASS |
| | Ant2 | Low | 2422 | AV | 2310.000 | -47.72 | ≤-41.20 | PASS |
| | | | | AV | 2340.319 | -45.41 | ≤-41.20 | PASS |
| | | | | AV | 2390.000 | -47.53 | ≤-41.20 | PASS |
| | | | | Peak | 2310.000 | -40.24 | ≤-21.20 | PASS |
| | | | | Peak | 2354.826 | -36 | ≤-21.20 | PASS |
| | | | | Peak | 2390.000 | -41.15 | ≤-21.20 | PASS |
| | total | Low | 2422 | AV | 2310.000 | -44.74 | ≤-41.20 | PASS |
| | | | | AV | 2340.319 | -42.44 | ≤-41.20 | PASS |
| | | | | AV | 2342.014 | -41.91 | ≤-41.20 | PASS |
| | | | | AV | 2390.000 | -44.54 | ≤-41.20 | PASS |
| | | | | Peak | 2310.000 | -38.07 | ≤-21.20 | PASS |
| | | | | Peak | 2313.377 | -32.08 | ≤-21.20 | PASS |
| | | | | Peak | 2354.826 | -32.97 | ≤-21.20 | PASS |
| | | | | Peak | 2390.000 | -38.08 | ≤-21.20 | PASS |
| | Ant1 | High | 2452 | AV | 2483.500 | -46.72 | ≤-41.20 | PASS |

| | | | | | | | | |
|--|-------|------|------|------|----------|--------|---------|------|
| | | | | AV | 2495.638 | -46.6 | ≤-41.20 | PASS |
| | | | | AV | 2500.000 | -47.02 | ≤-41.20 | PASS |
| | | | | Peak | 2483.500 | -41.56 | ≤-21.20 | PASS |
| | | | | Peak | 2488.783 | -36.49 | ≤-21.20 | PASS |
| | | | | Peak | 2500.000 | -43.34 | ≤-21.20 | PASS |
| | Ant2 | High | 2452 | AV | 2483.500 | -46.69 | ≤-41.20 | PASS |
| | | | | AV | 2495.638 | -46.42 | ≤-41.20 | PASS |
| | | | | AV | 2500.000 | -46.92 | ≤-41.20 | PASS |
| | | | | Peak | 2483.500 | -37.6 | ≤-21.20 | PASS |
| | | | | Peak | 2493.087 | -36.6 | ≤-21.20 | PASS |
| | total | High | 2452 | Peak | 2500.000 | -39.26 | ≤-21.20 | PASS |
| | | | | AV | 2483.500 | -43.69 | ≤-41.20 | PASS |
| | | | | AV | 2495.638 | -43.50 | ≤-41.20 | PASS |
| | | | | AV | 2500.000 | -43.96 | ≤-41.20 | PASS |
| | | | | Peak | 2483.500 | -36.13 | ≤-21.20 | PASS |
| | | | | Peak | 2493.087 | -33.53 | ≤-21.20 | PASS |
| | | | | Peak | 2500.000 | -37.83 | ≤-21.20 | PASS |

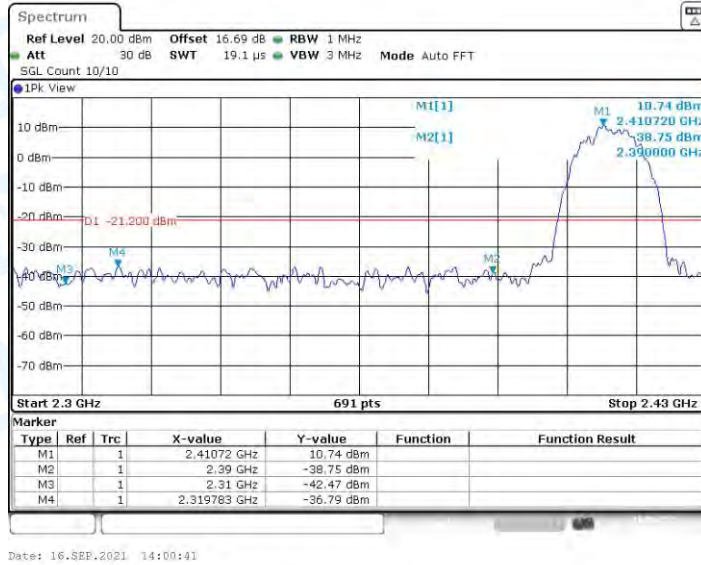
Note:

1. The Antenna Gain is compensated in the graph.
2. The limit in dBm for average detector is conversion from 54dBuV/m, according to 15.209(a). The limit in dBm for peak detector is 20dB above the limit of average detector in dBm.

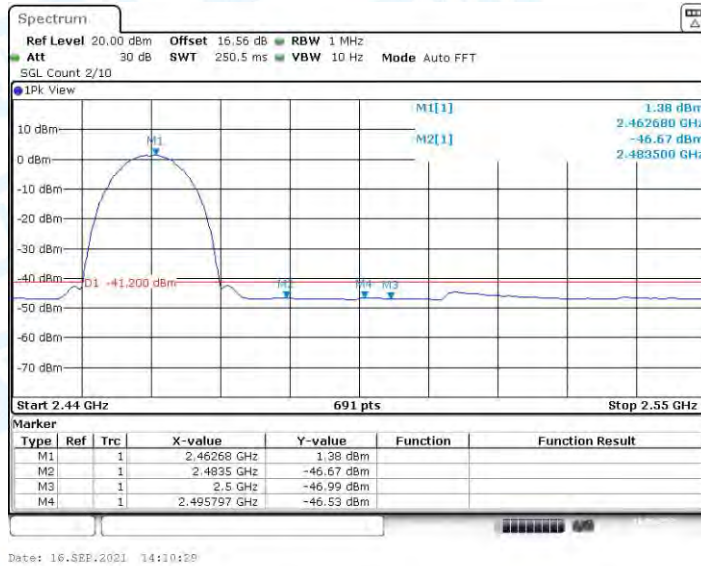
8.2. Test Graphs



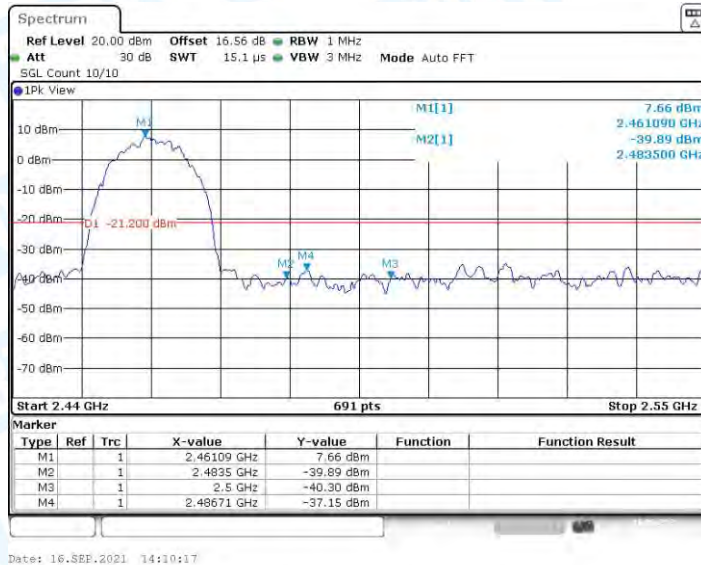
11B-CDD_Ant2_Low_2412_Peak



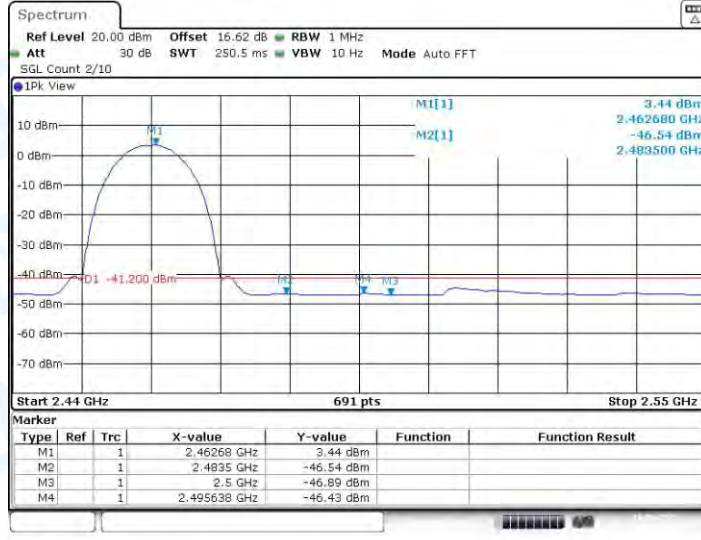
11B-CDD_Ant1_High_2462_AV



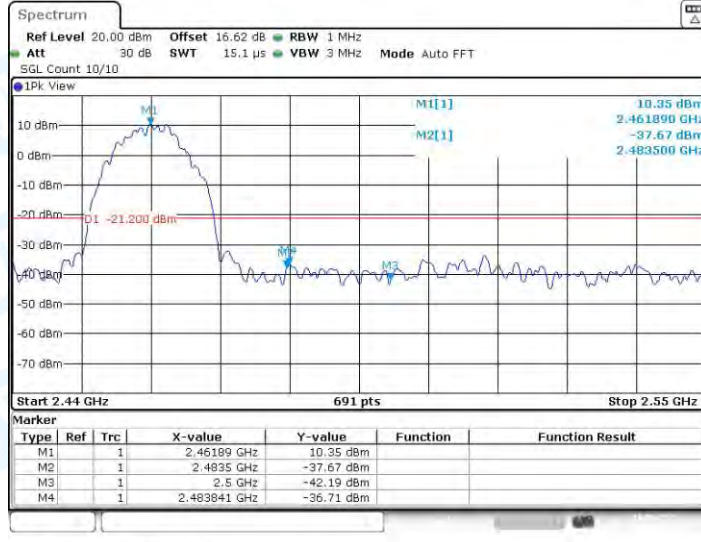
11B-CDD_Ant1_High_2462_Peak



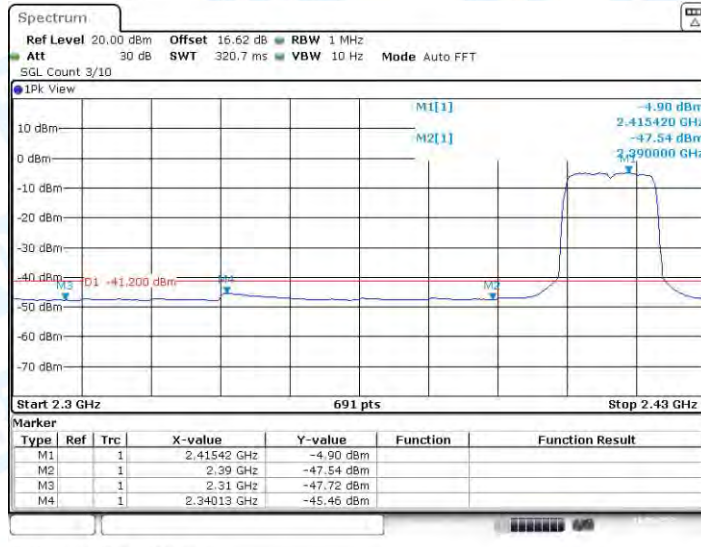
11B-CDD_Ant2_High_2462_AV



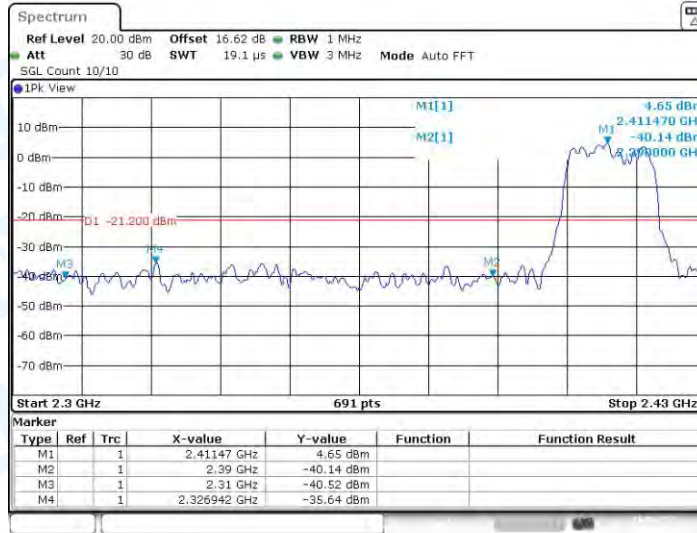
11B-CDD_Ant2_High_2462_Peak



11G-CDD_Ant1_Low_2412_AV

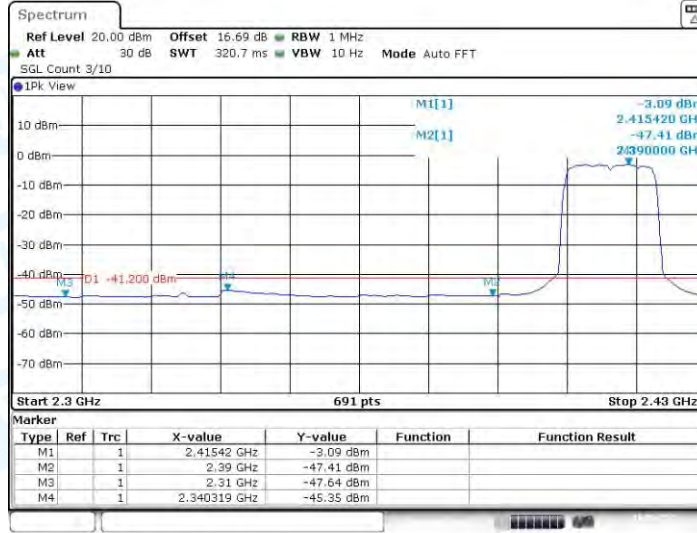


11G-CDD_Ant1_Low_2412_Peak



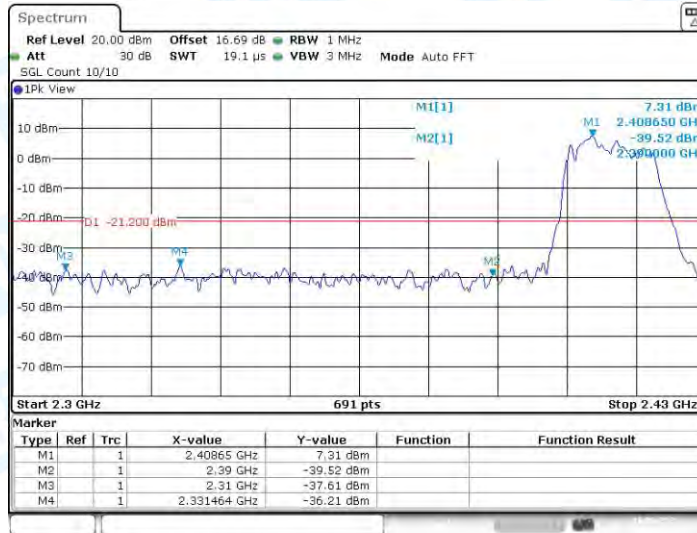
Date: 16.SEP.2021 14:41:50

11G-CDD_Ant2_Low_2412_AV



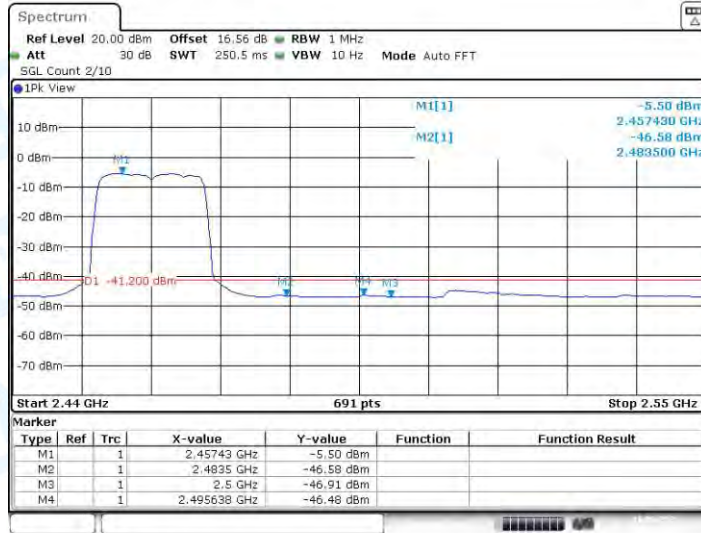
Date: 16.SEP.2021 14:45:13

11G-CDD_Ant2_Low_2412_Peak



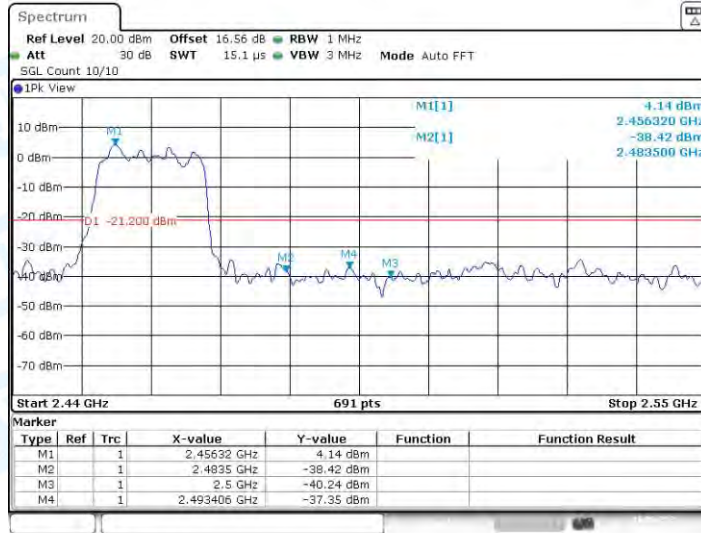
Date: 16.SEP.2021 14:45:00

11G-CDD_Ant1_High_2462_AV



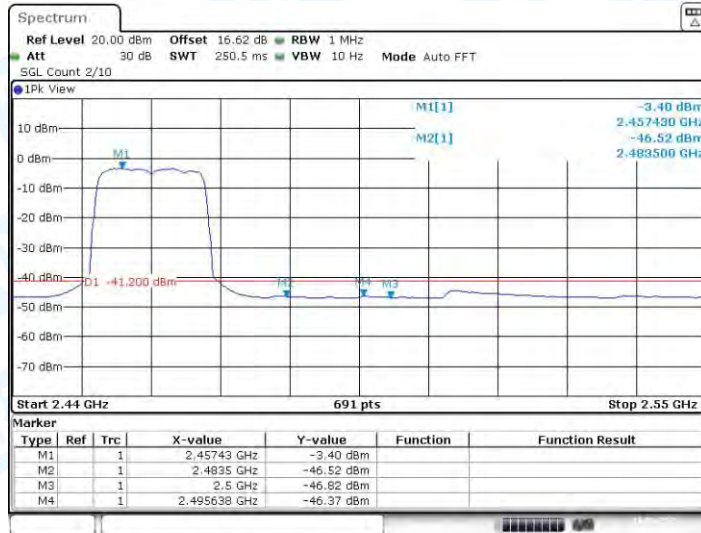
Date: 16.SEP.2021 14:58:51

11G-CDD_Ant1_High_2462_Peak



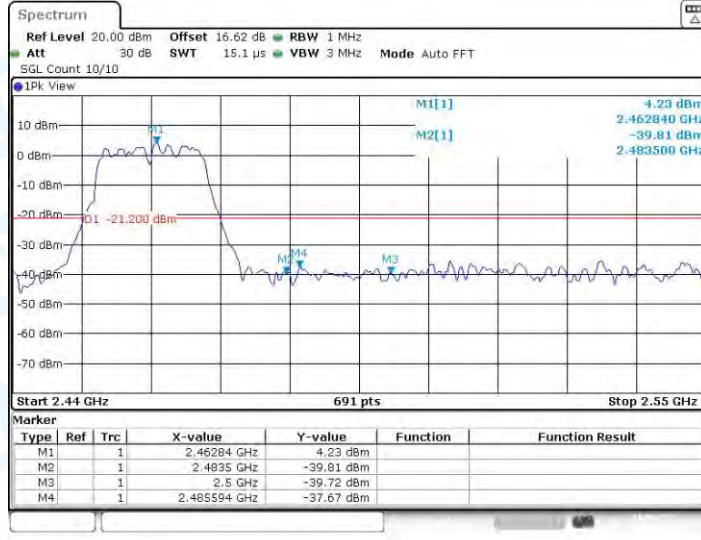
Date: 16.SEP.2021 14:58:40

11G-CDD_Ant2_High_2462_AV



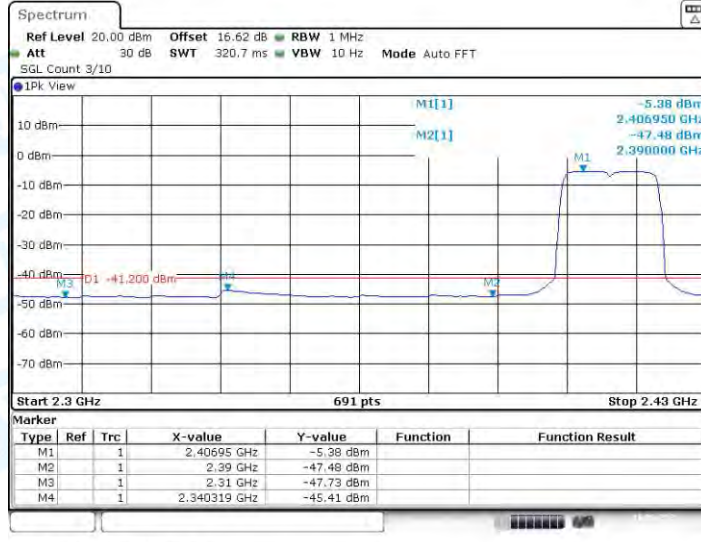
Date: 16.SEP.2021 15:01:48

11G-CDD_Ant2_High_2462_Peak



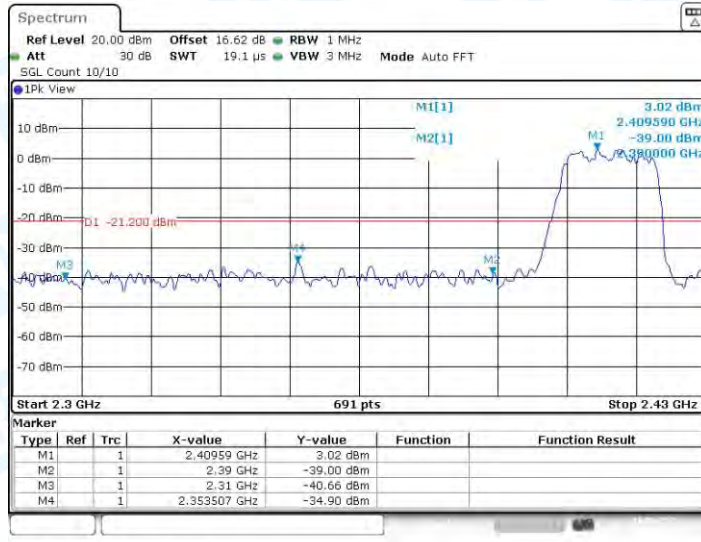
Date: 16.SEP.2021 15:01:35

11N20MIMO_Ant1_Low_2412_AV



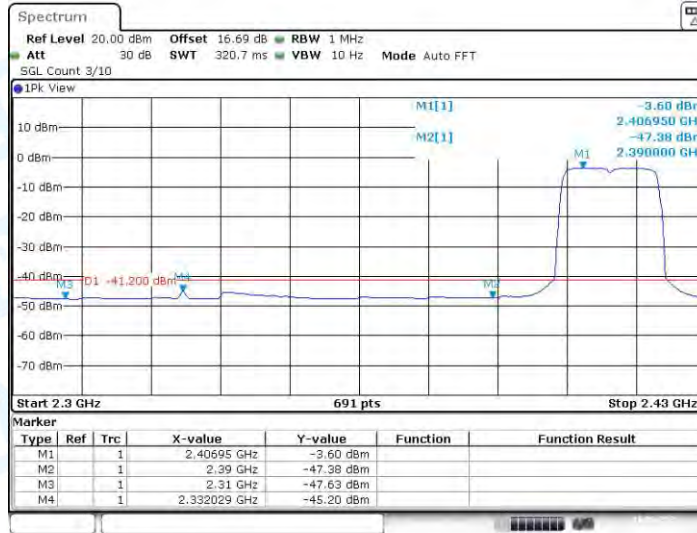
Date: 16.SEP.2021 15:06:38

11N20MIMO_Ant1_Low_2412_Peak



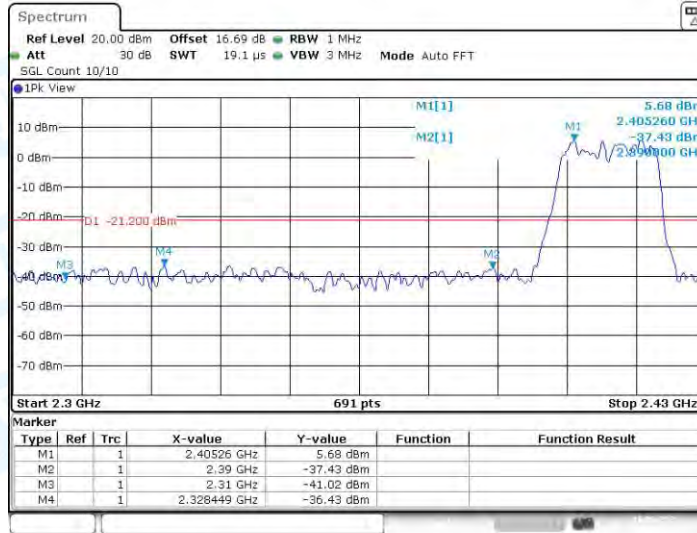
Date: 16.SEP.2021 15:06:27

11N20MIMO_Ant2_Low_2412_AV



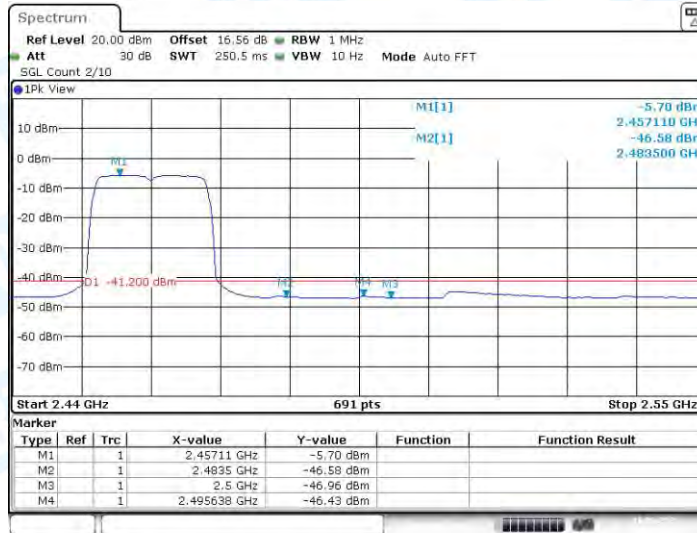
Date: 16.SEP.2021 15:09:32

11N20MIMO_Ant2_Low_2412_Peak



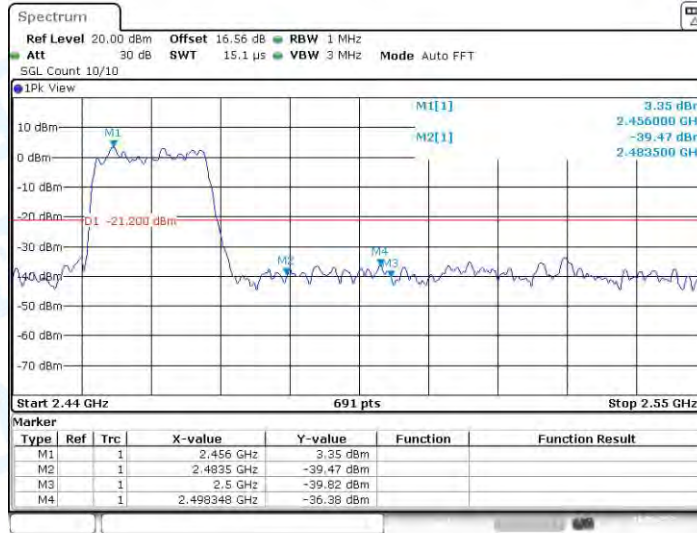
Date: 16.SEP.2021 15:09:19

11N20MIMO_Ant1_High_2462_AV



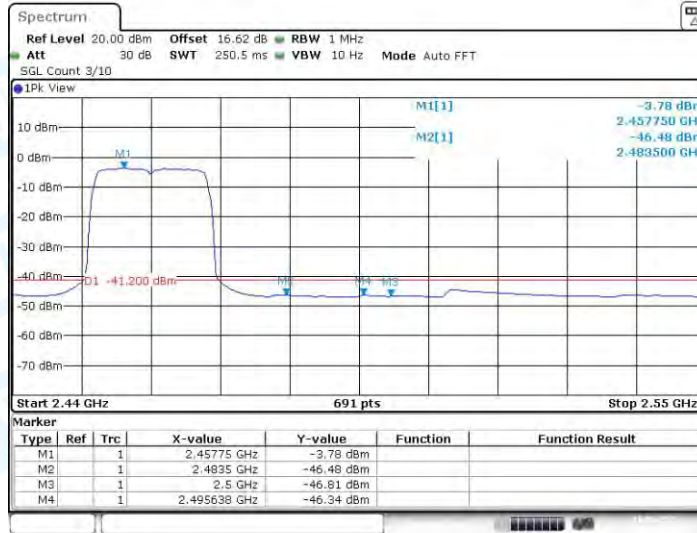
Date: 16.SEP.2021 15:18:13

11N20MIMO_Ant1_High_2462_Peak



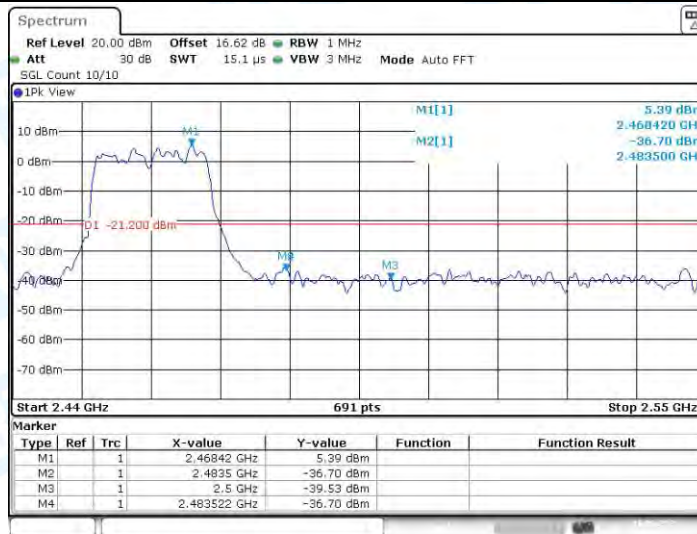
Date: 16.SEP.2021 15:18:02

11N20MIMO_Ant2_High_2462_AV



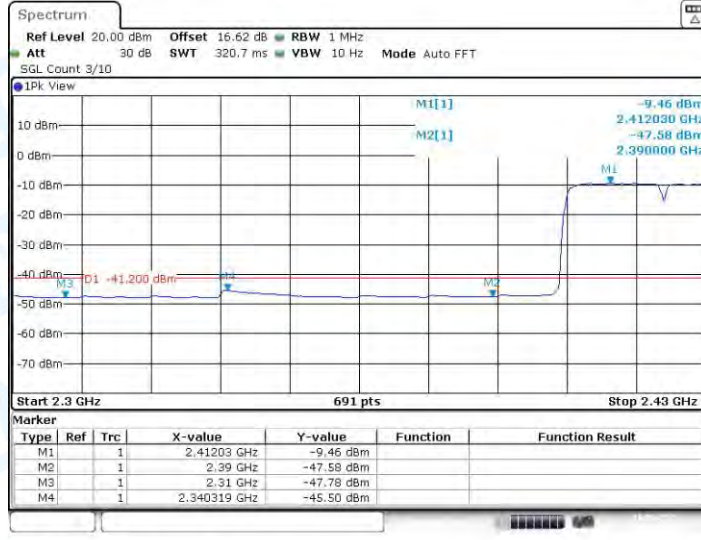
Date: 16.SEP.2021 15:21:24

11N20MIMO_Ant2_High_2462_Peak



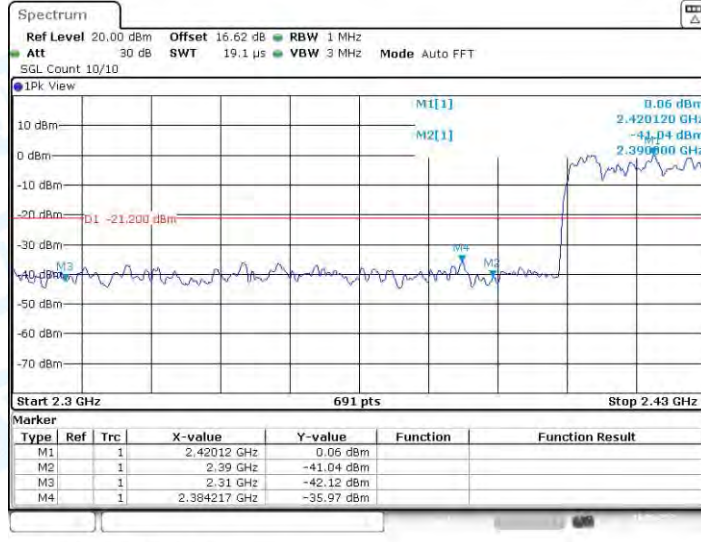
Date: 16.SEP.2021 15:21:10

11N40MIMO_Ant1_Low_2422_AV



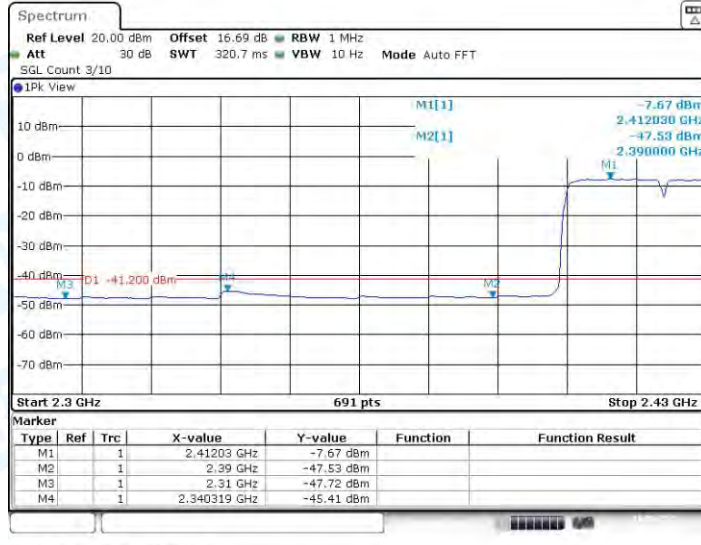
Date: 16.SEP.2021 16:19:47

11N40MIMO_Ant1_Low_2422_Peak



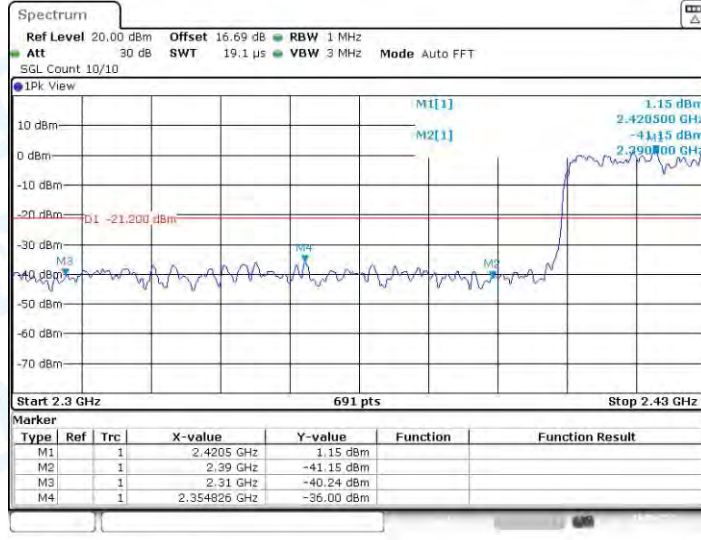
Date: 16.SEP.2021 16:19:35

11N40MIMO_Ant2_Low_2422_AV



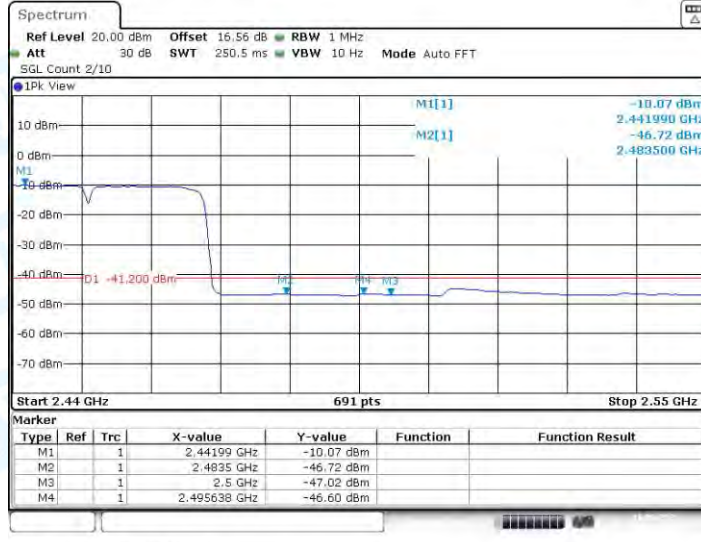
Date: 16.SEP.2021 16:26:30

11N40MIMO_Ant2_Low_2422_Peak



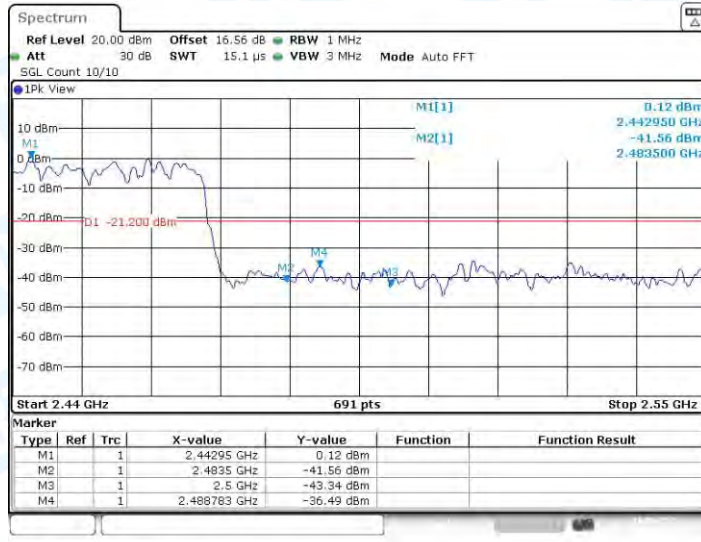
Date: 16.SEP.2021 16:26:16

11N40MIMO_Ant1_High_2452_AV



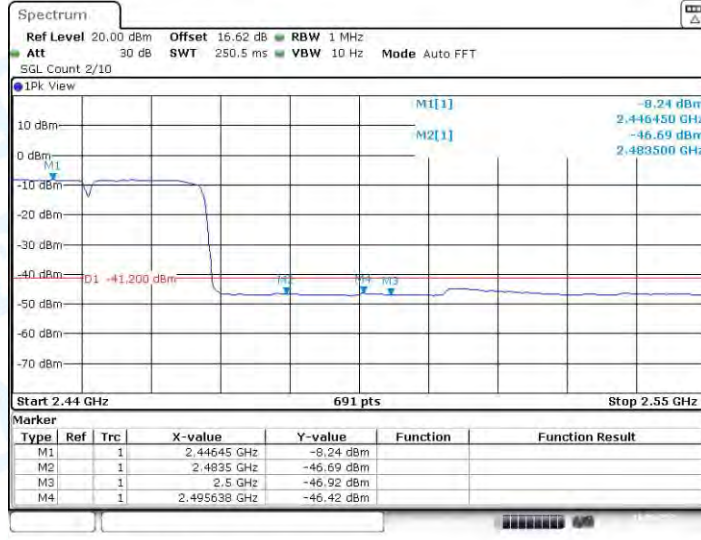
Date: 16.SEP.2021 16:34:33

11N40MIMO_Ant1_High_2452_Peak



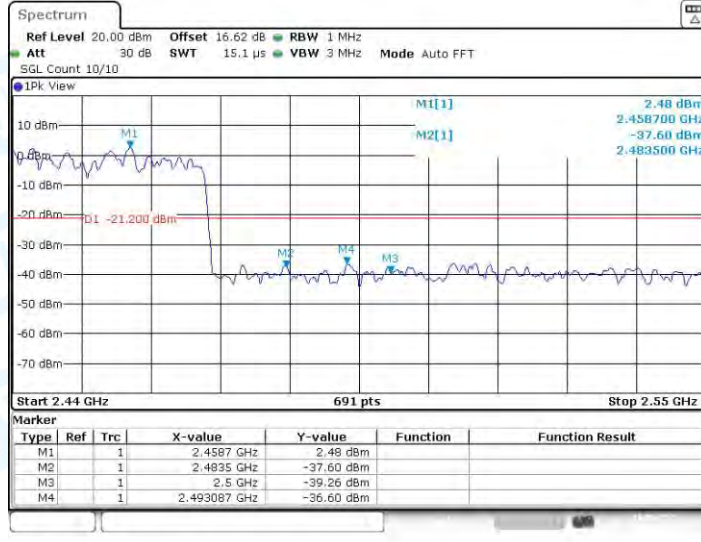
Date: 16.SEP.2021 16:34:22

11N40MIMO_Ant2_High_2452_AV



Date: 16.SEP.2021 16:37:57

11N40MIMO_Ant2_High_2452_Peak



Date: 16.SEP.2021 16:37:41

-----End of the report-----