

RF Test Data for 2.4G Wi-Fi (Conducted Measurements)

General Description of EUT	
Product Name:	Wireless Network Video Recorder
Test Model:	WNVR-BTWN8-1-V2
Sample ID:	20210910-03_01-2#
Environmental Conditions	
Temperature:	23.8°C
Relative Humidity:	48%
Test Voltage:	DC 5V
Test Engineer:	HeJingchang
Note: For a more detailed features description, please refer to the report TB-FCC183777	

Contents

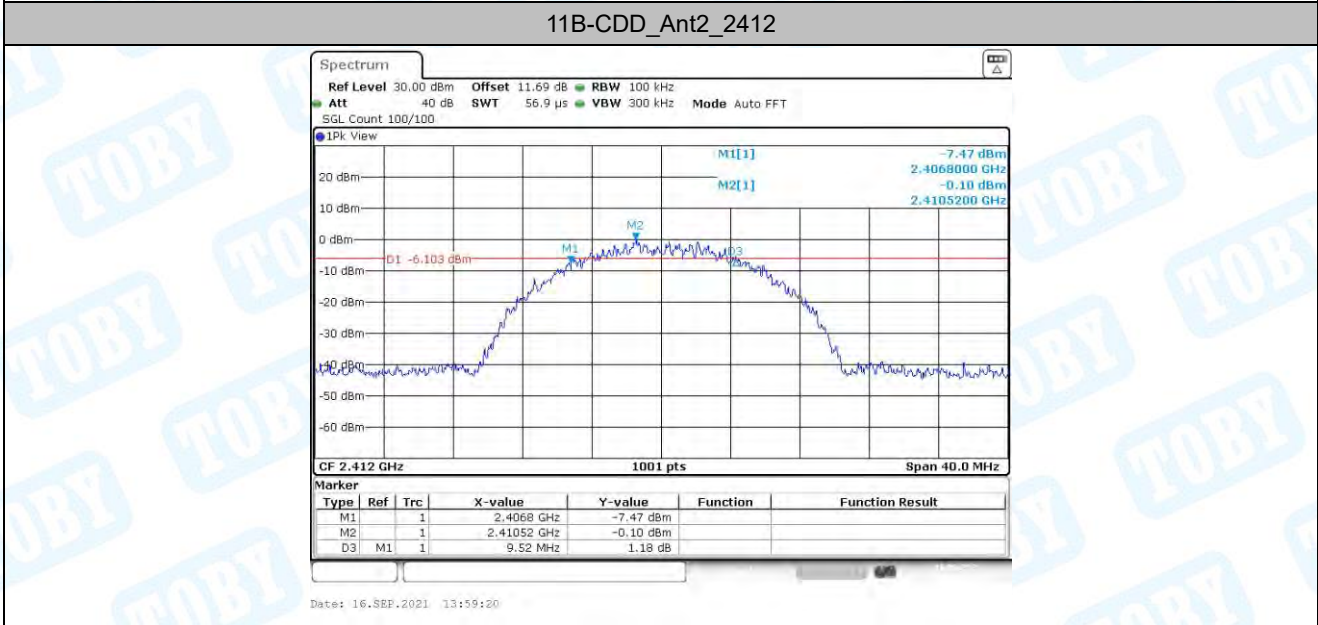
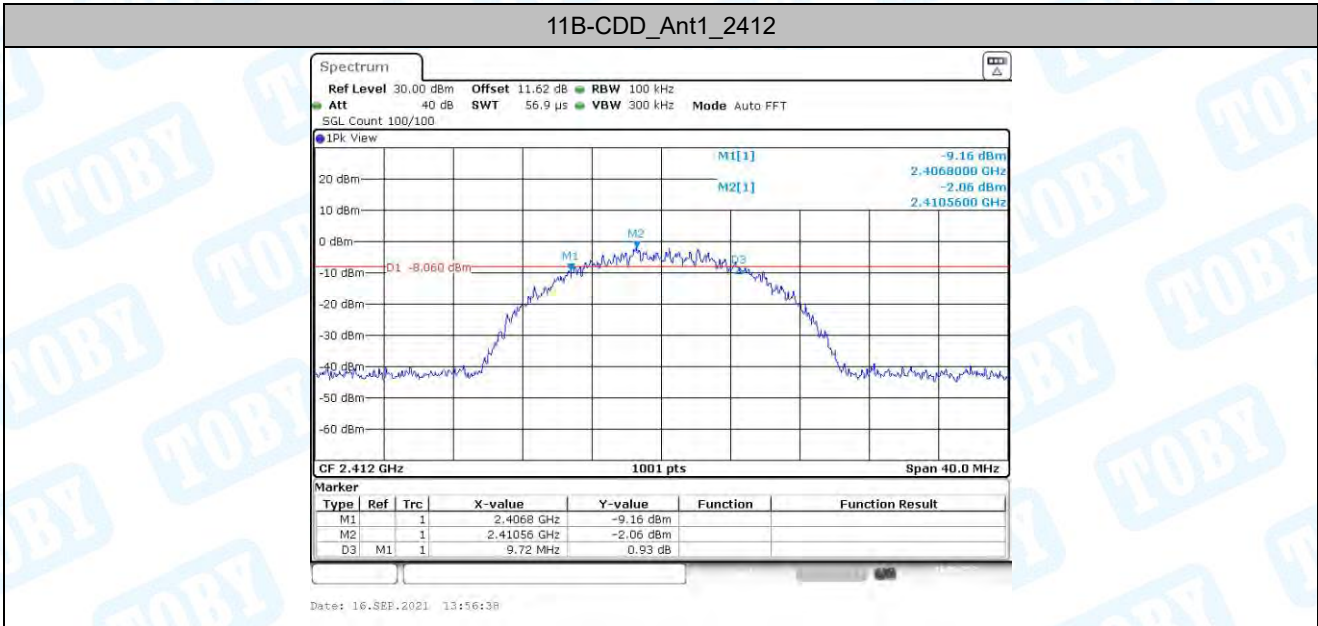
1. DTS Bandwidth.....	3
1.1. Test Result.....	3
1.2. Test Graphs.....	4
2. Occupied Channel Bandwidth.....	12
2.1. Test Result.....	12
2.2. Test Graphs.....	13
3. Maximum conducted output power.....	21
3.1. Test Result.....	21
4. Maximum power spectral density.....	22
4.1. Test Result.....	22
4.2. Test Graphs.....	23
5. Band edge measurements.....	31
5.1. Test Result.....	31
5.2. Test Graphs.....	32
6. Conducted Spurious Emission.....	38
6.1. Test Result.....	38
6.2. Test Graphs.....	40
7. Duty Cycle.....	64
7.1. Test Result.....	64
7.2. Test Graphs.....	65
8. Emissions in Restricted Bands.....	73
8.1. Test Result.....	73
8.2. Test Graphs.....	77

1. DTS Bandwidth

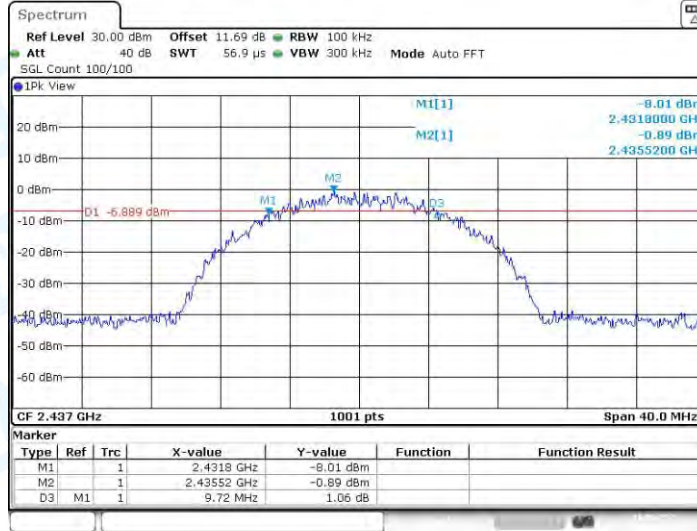
1.1. Test Result

TestMode	Antenna	Channel	DTS BW [MHz]	FL[MHz]	FH[MHz]	Limit[MHz]	Verdict
11B-CDD	Ant1	2412	9.720	2406.800	2416.520	0.5	PASS
	Ant2	2412	9.520	2406.800	2416.320	0.5	PASS
	Ant1	2437	9.560	2431.800	2441.360	0.5	PASS
	Ant2	2437	9.720	2431.800	2441.520	0.5	PASS
	Ant1	2462	10.080	2456.800	2466.880	0.5	PASS
	Ant2	2462	9.440	2456.800	2466.240	0.5	PASS
11G-CDD	Ant1	2412	16.560	2403.720	2420.280	0.5	PASS
	Ant2	2412	16.520	2403.720	2420.240	0.5	PASS
	Ant1	2437	16.560	2428.720	2445.280	0.5	PASS
	Ant2	2437	16.560	2428.720	2445.280	0.5	PASS
	Ant1	2462	16.560	2453.720	2470.280	0.5	PASS
	Ant2	2462	16.560	2453.680	2470.240	0.5	PASS
11N20MIMO	Ant1	2412	17.840	2403.080	2420.920	0.5	PASS
	Ant2	2412	17.840	2403.080	2420.920	0.5	PASS
	Ant1	2437	17.840	2428.080	2445.920	0.5	PASS
	Ant2	2437	17.840	2428.080	2445.920	0.5	PASS
	Ant1	2462	17.760	2453.120	2470.880	0.5	PASS
	Ant2	2462	17.840	2453.080	2470.920	0.5	PASS
11N40MIMO	Ant1	2422	36.560	2403.760	2440.320	0.5	PASS
	Ant2	2422	36.560	2403.760	2440.320	0.5	PASS
	Ant1	2437	36.560	2418.680	2455.240	0.5	PASS
	Ant2	2437	36.560	2418.760	2455.320	0.5	PASS
	Ant1	2452	36.640	2433.680	2470.320	0.5	PASS
	Ant2	2452	36.560	2433.760	2470.320	0.5	PASS

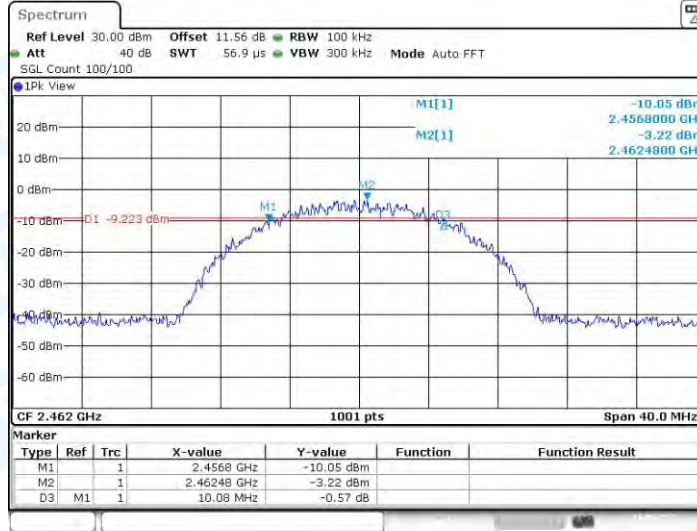
1.2. Test Graphs



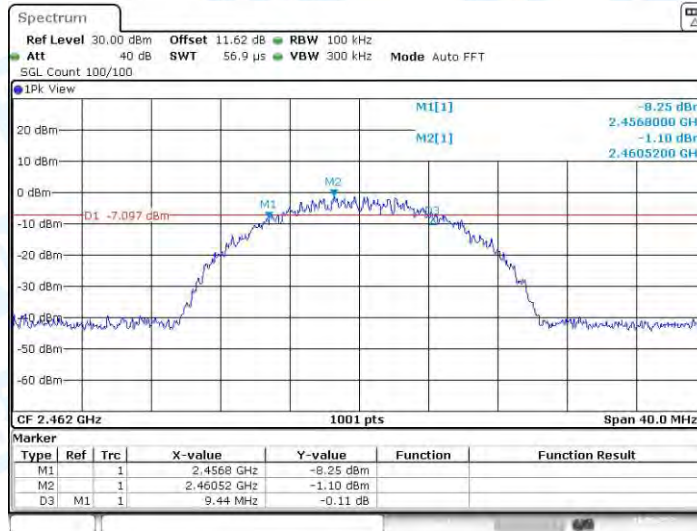
11B-CDD_Ant2_2437



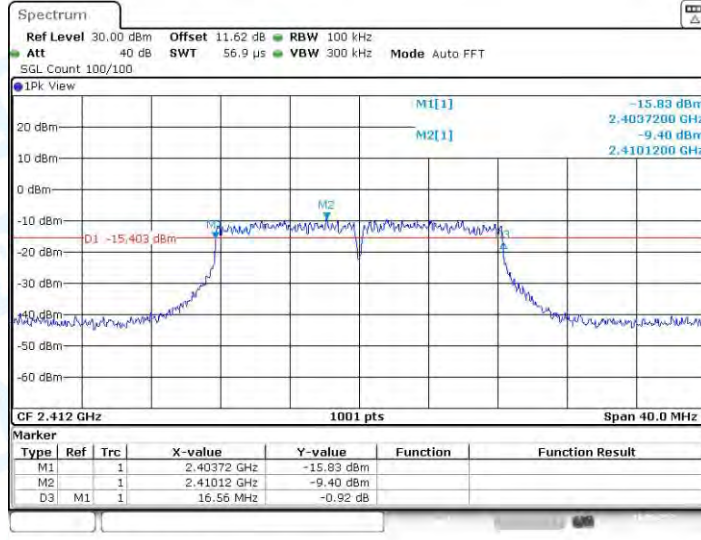
11B-CDD_Ant1_2462



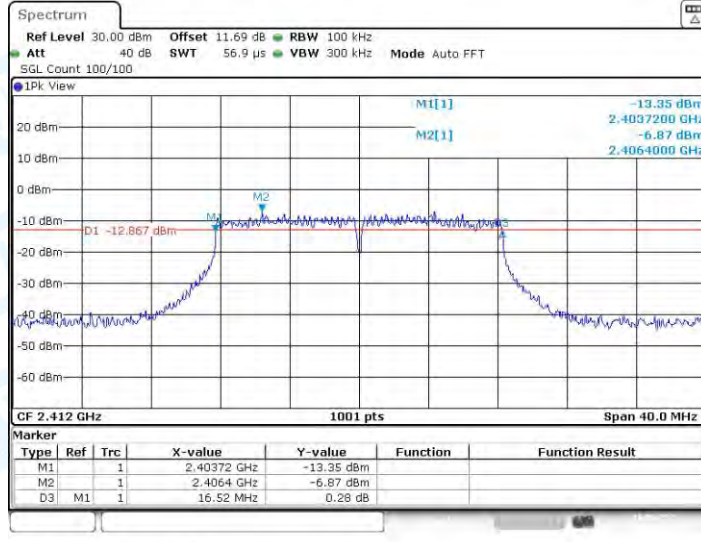
11B-CDD_Ant2_2462



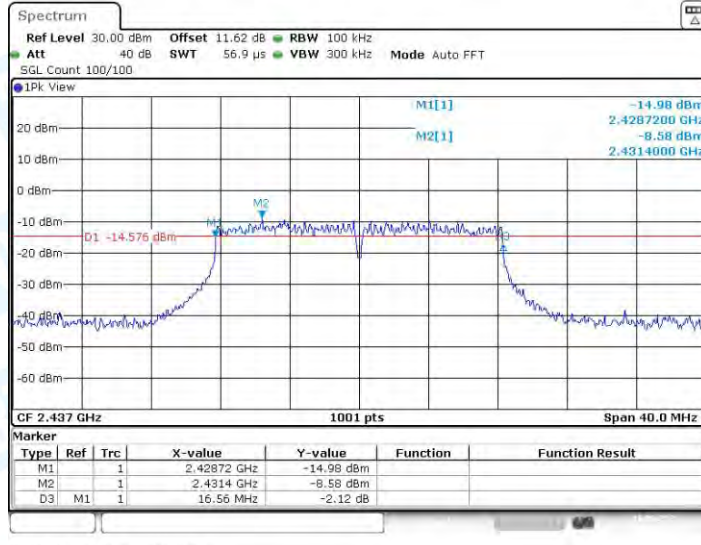
11G-CDD_Ant1_2412



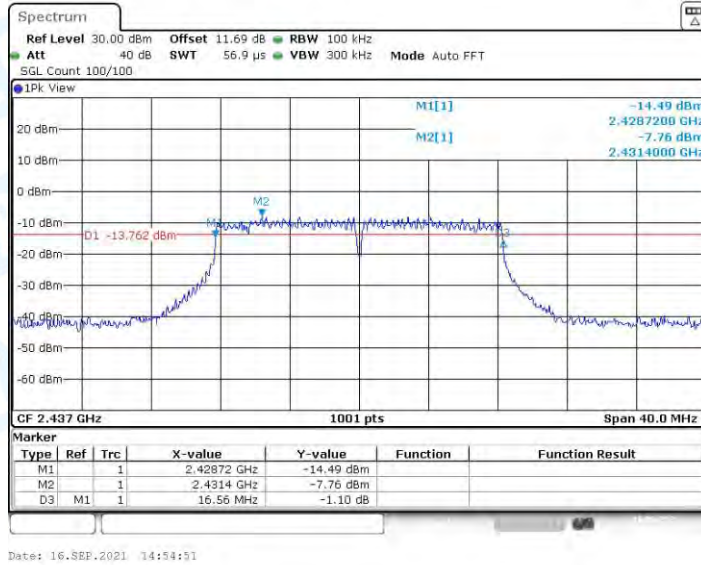
11G-CDD_Ant2_2412



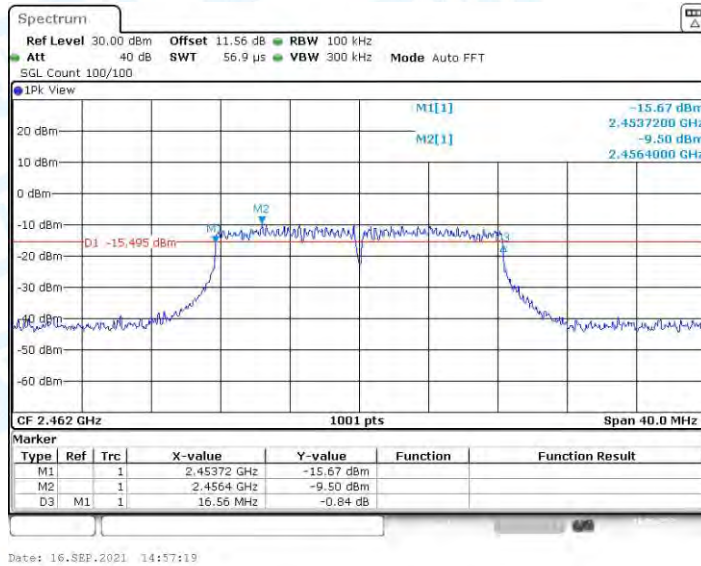
11G-CDD_Ant1_2437



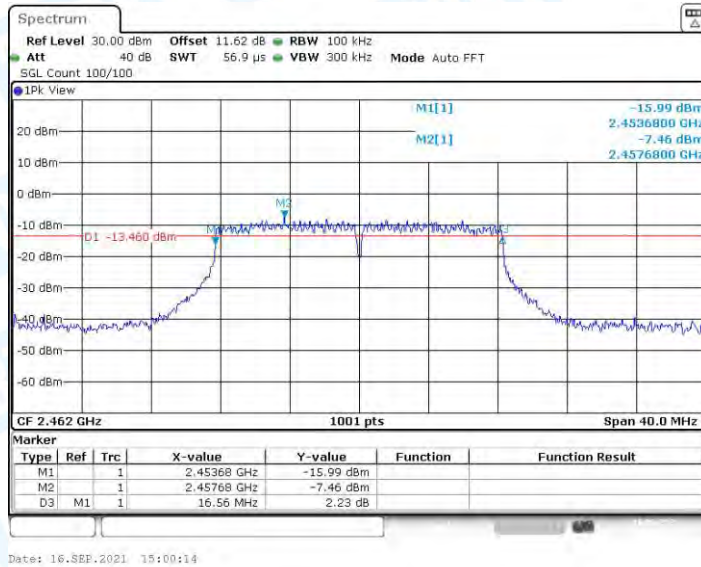
11G-CDD_Ant2_2437



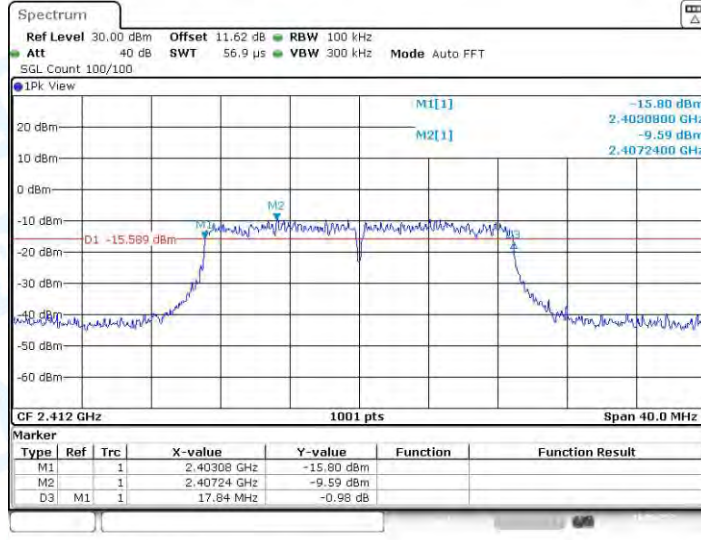
11G-CDD_Ant1_2462



11G-CDD_Ant2_2462

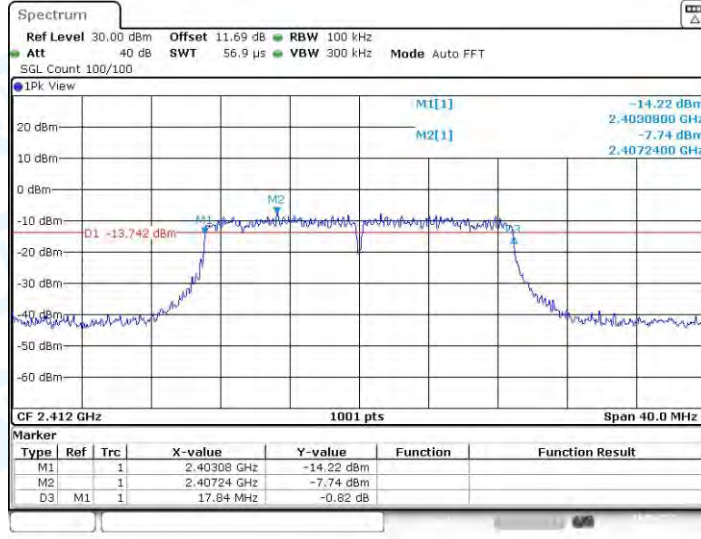


11N20MIMO_Ant1_2412



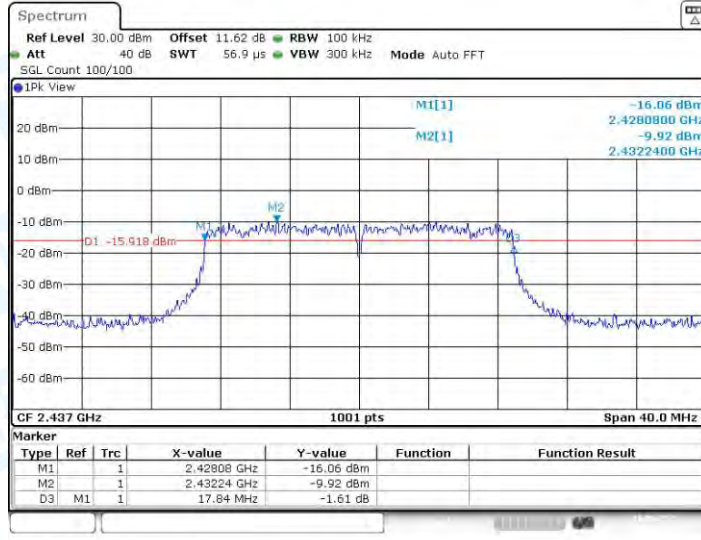
Date: 16.SEP.2021 15:05:06

11N20MIMO_Ant2_2412



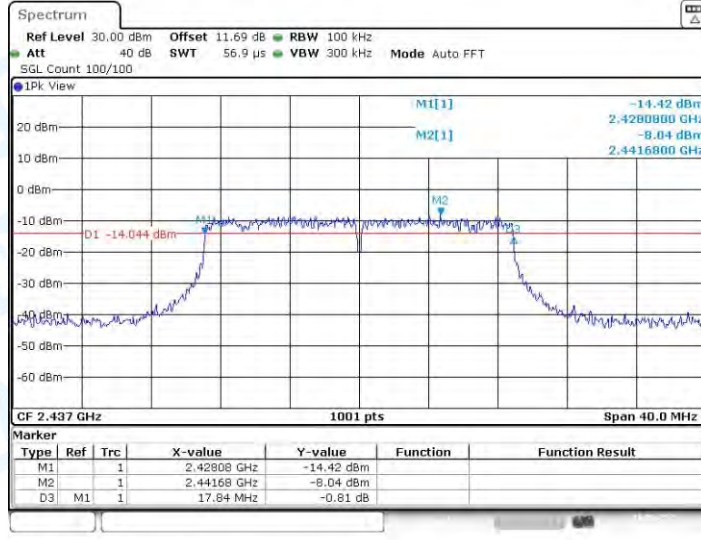
Date: 16.SEP.2021 15:07:58

11N20MIMO_Ant1_2437

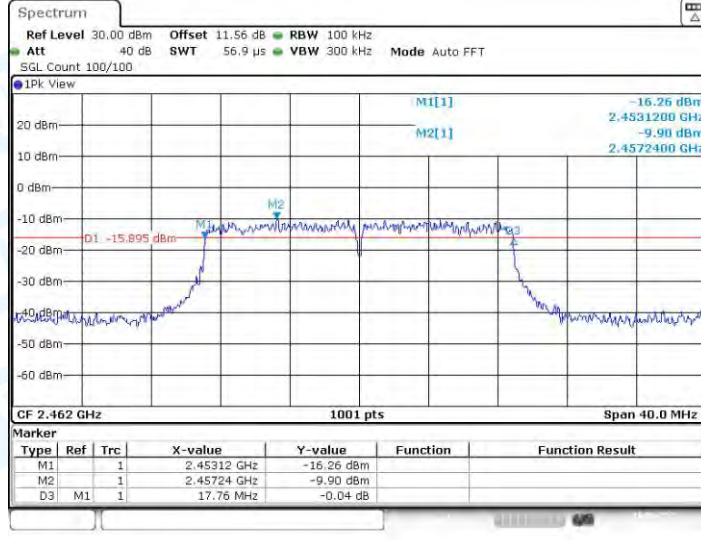


Date: 16.SEP.2021 15:11:44

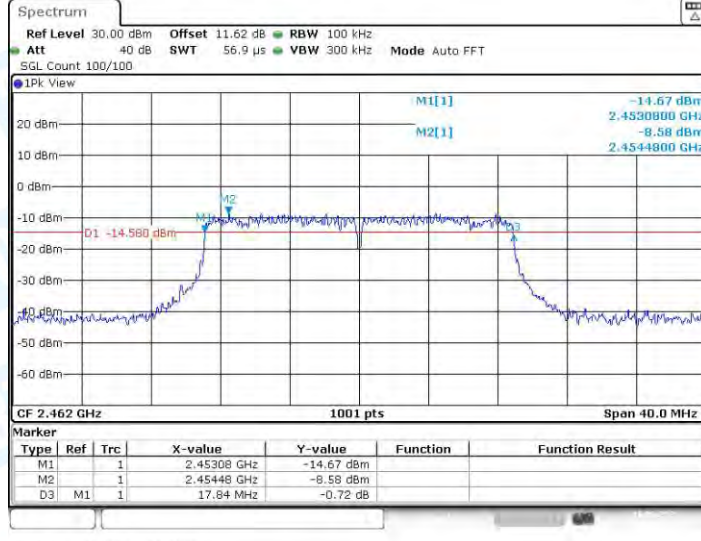
11N20MIMO_Ant2_2437



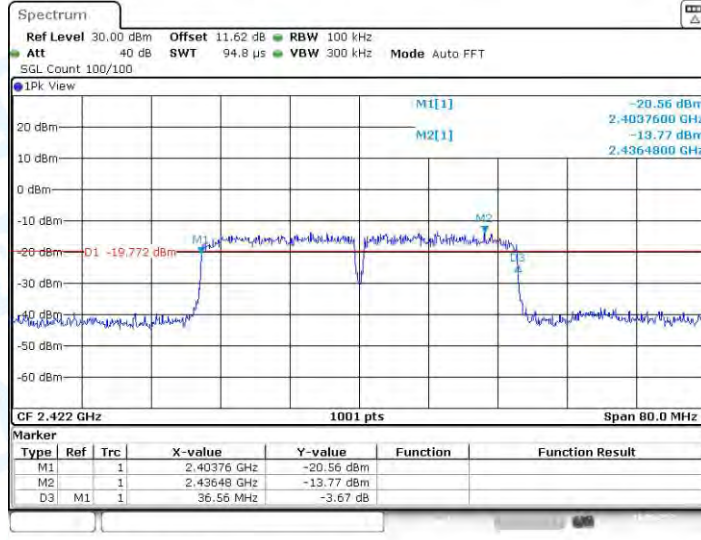
11N20MIMO_Ant1_2462



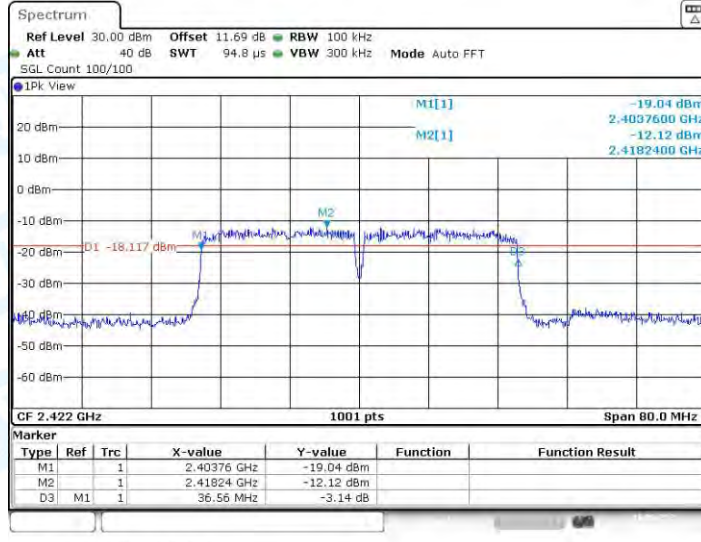
11N20MIMO_Ant2_2462



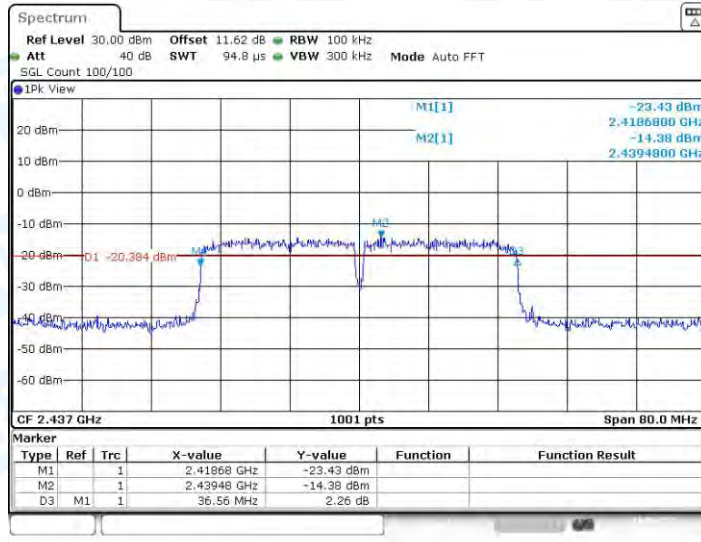
11N40MIMO_Ant1_2422



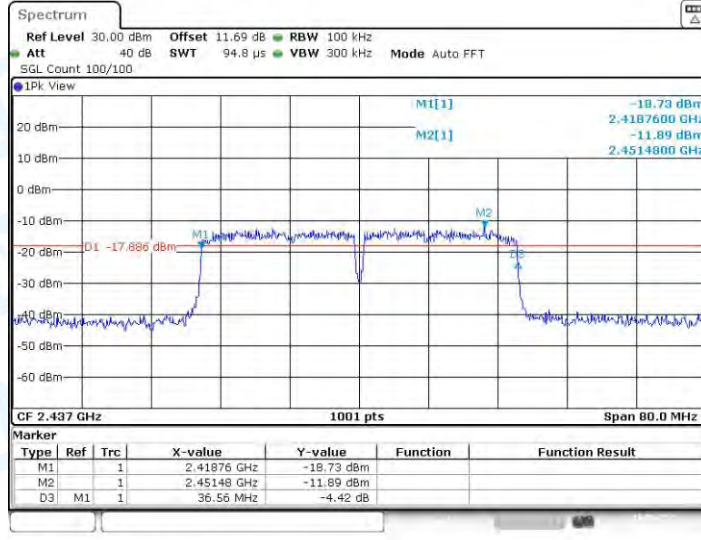
11N40MIMO_Ant2_2422



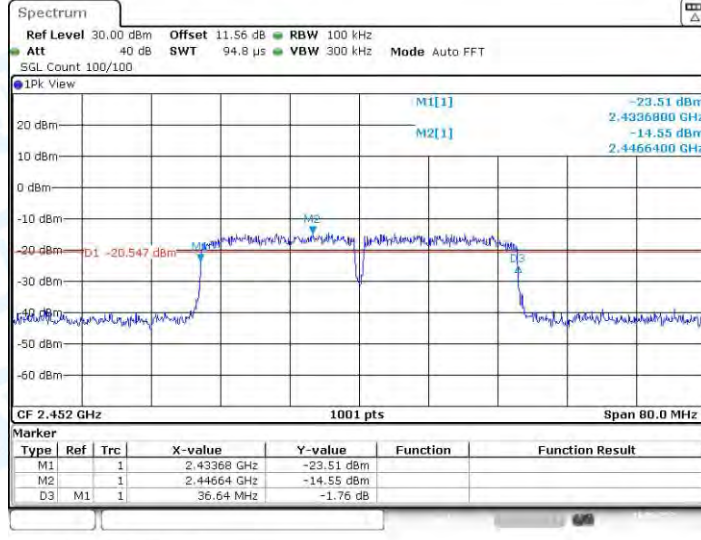
11N40MIMO_Ant1_2437



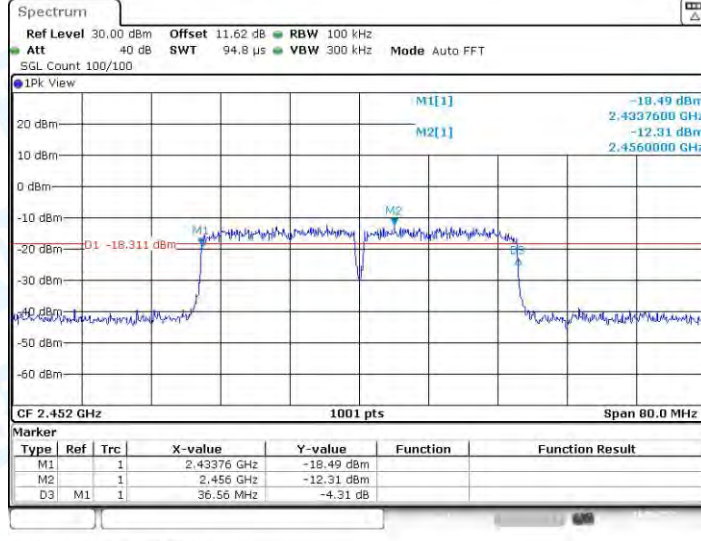
11N40MIMO_Ant2_2437



11N40MIMO_Ant1_2452



11N40MIMO_Ant2_2452

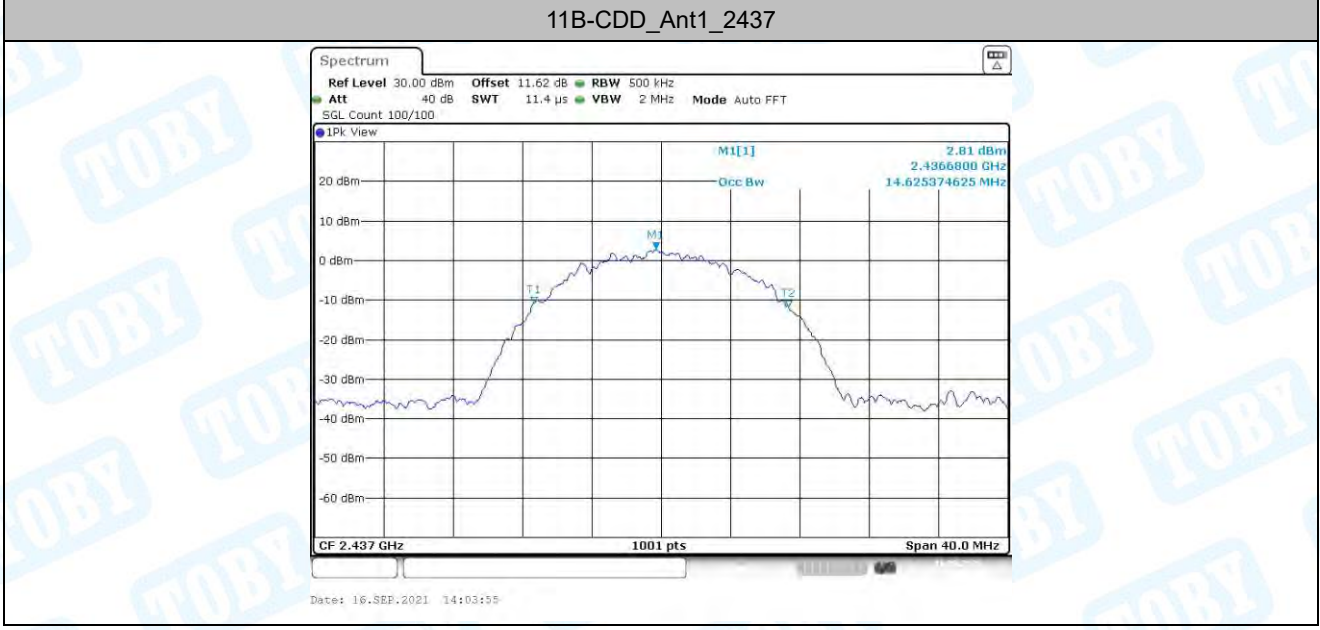
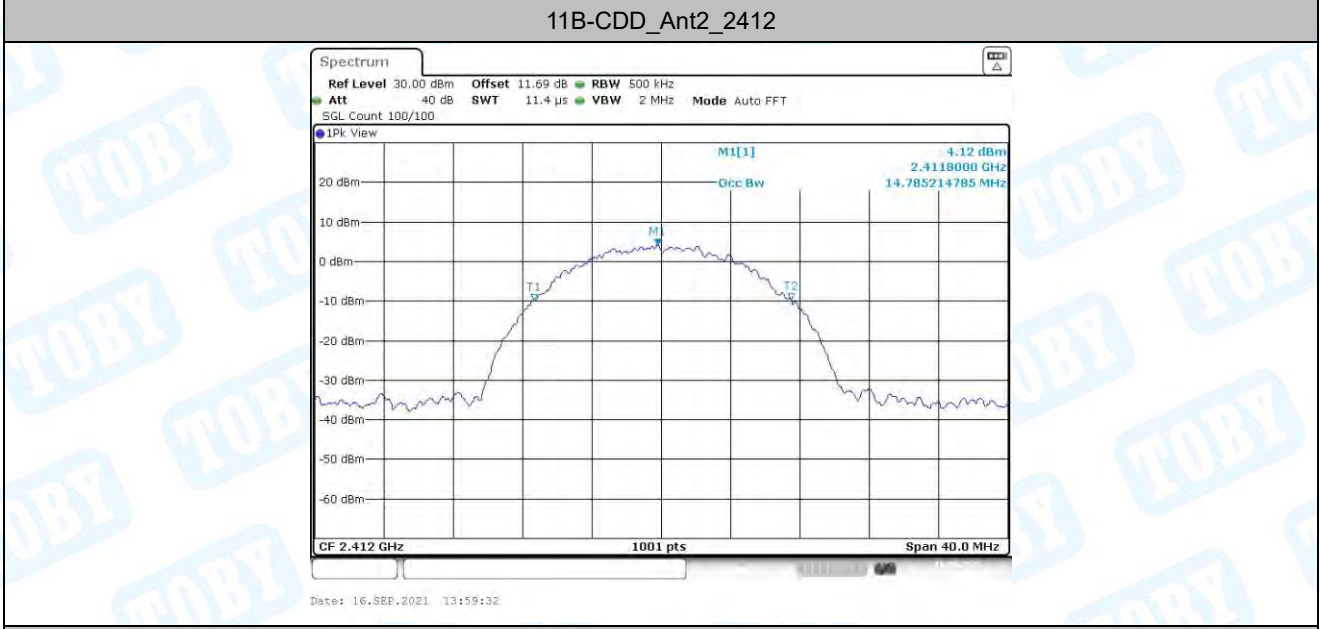
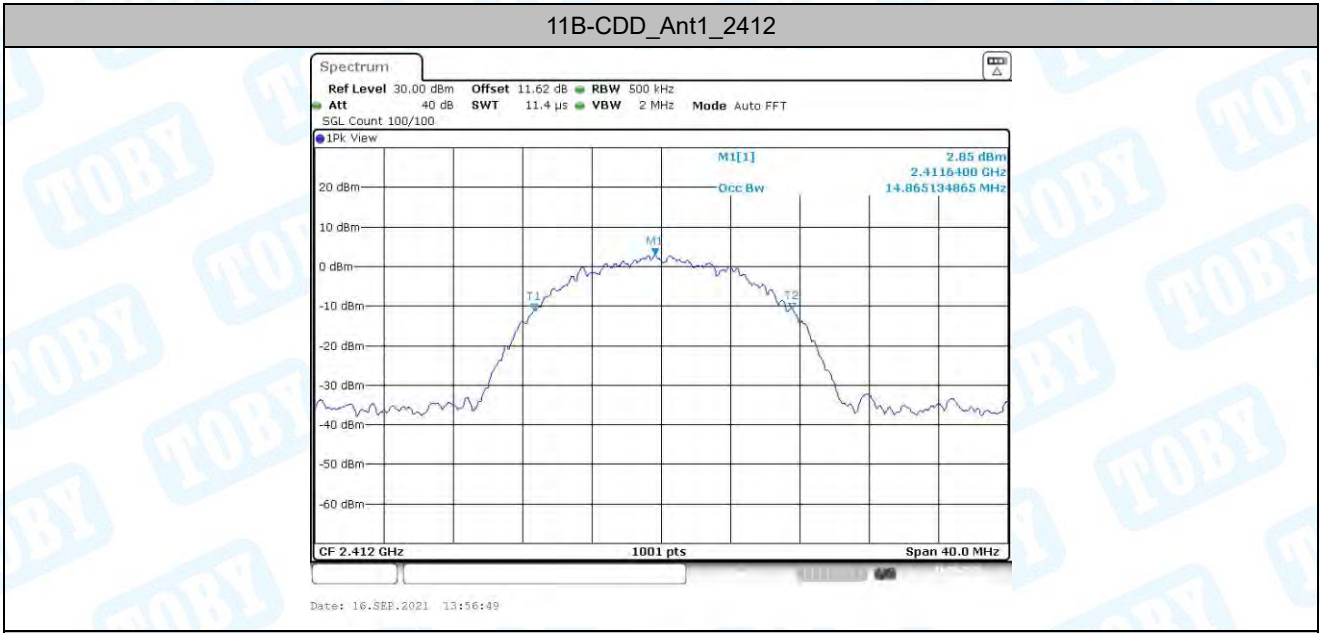


2. Occupied Channel Bandwidth

2.1. Test Result

TestMode	Antenna	Channel	OCB [MHz]	FL[MHz]	FH[MHz]	Limit[MHz]	Verdict
11B-CDD	Ant1	2412	14.865	2404.647	2419.512	---	PASS
	Ant2	2412	14.785	2404.687	2419.473	---	PASS
	Ant1	2437	14.625	2429.687	2444.313	---	PASS
	Ant2	2437	14.785	2429.607	2444.393	---	PASS
	Ant1	2462	14.945	2454.607	2469.552	---	PASS
	Ant2	2462	14.625	2454.687	2469.313	---	PASS
11G-CDD	Ant1	2412	16.743	2403.688	2420.432	---	PASS
	Ant2	2412	17.063	2403.409	2420.472	---	PASS
	Ant1	2437	17.063	2428.528	2445.591	---	PASS
	Ant2	2437	16.983	2428.449	2445.432	---	PASS
	Ant1	2462	16.943	2453.528	2470.472	---	PASS
	Ant2	2462	17.023	2453.329	2470.352	---	PASS
11N20MIMO	Ant1	2412	17.982	2403.049	2421.031	---	PASS
	Ant2	2412	17.862	2403.049	2420.911	---	PASS
	Ant1	2437	17.902	2428.089	2445.991	---	PASS
	Ant2	2437	18.062	2427.969	2446.031	---	PASS
	Ant1	2462	17.982	2453.049	2471.031	---	PASS
	Ant2	2462	17.982	2452.889	2470.871	---	PASS
11N40MIMO	Ant1	2422	36.284	2403.858	2440.142	---	PASS
	Ant2	2422	36.284	2403.858	2440.142	---	PASS
	Ant1	2437	36.364	2418.778	2455.142	---	PASS
	Ant2	2437	36.364	2418.778	2455.142	---	PASS
	Ant1	2452	36.364	2433.858	2470.222	---	PASS
	Ant2	2452	36.284	2433.858	2470.142	---	PASS

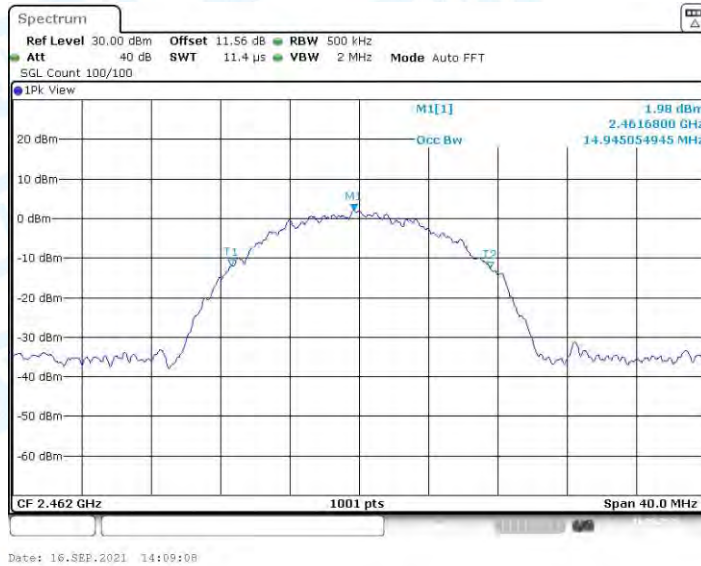
2.2. Test Graphs



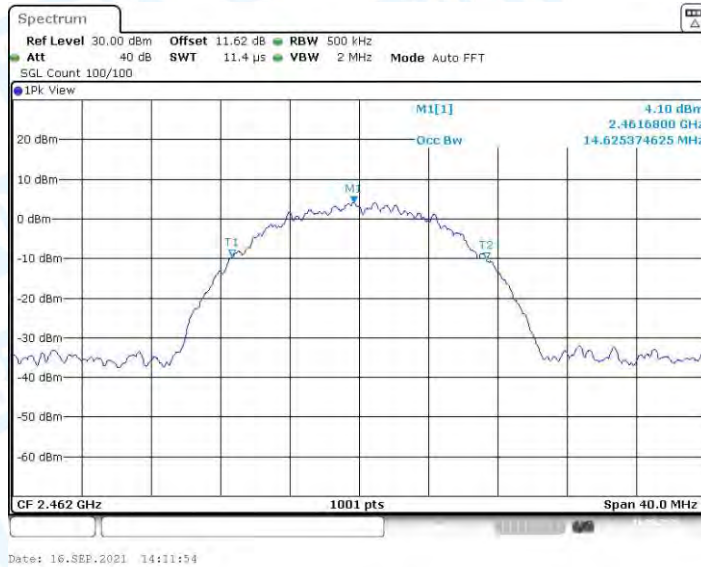
11B-CDD_Ant2_2437



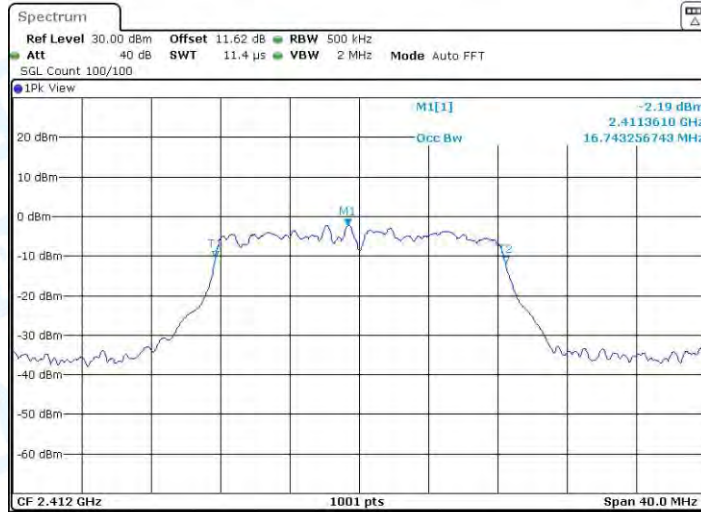
11B-CDD_Ant1_2462



11B-CDD_Ant2_2462

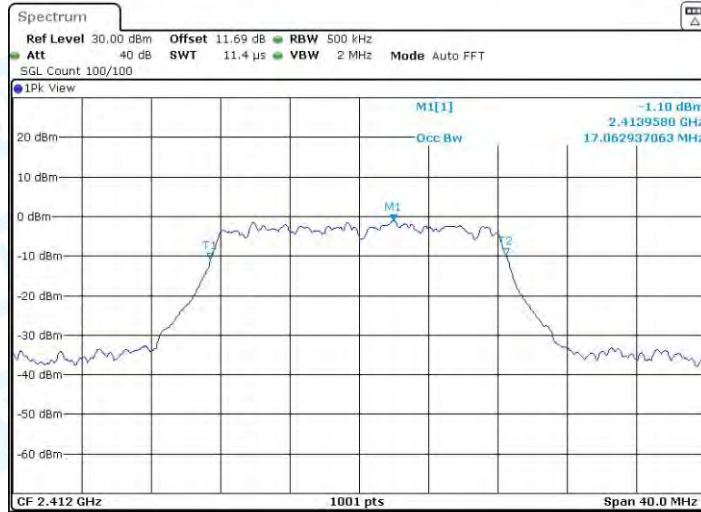


11G-CDD_Ant1_2412



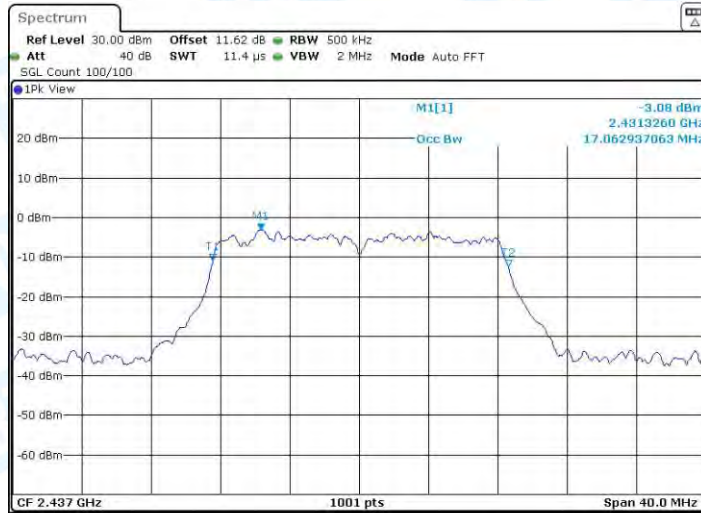
Date: 16.SEP.2021 14:40:41

11G-CDD_Ant2_2412



Date: 16.SEP.2021 14:43:50

11G-CDD_Ant1_2437



Date: 16.SEP.2021 14:53:07

11G-CDD_Ant2_2437



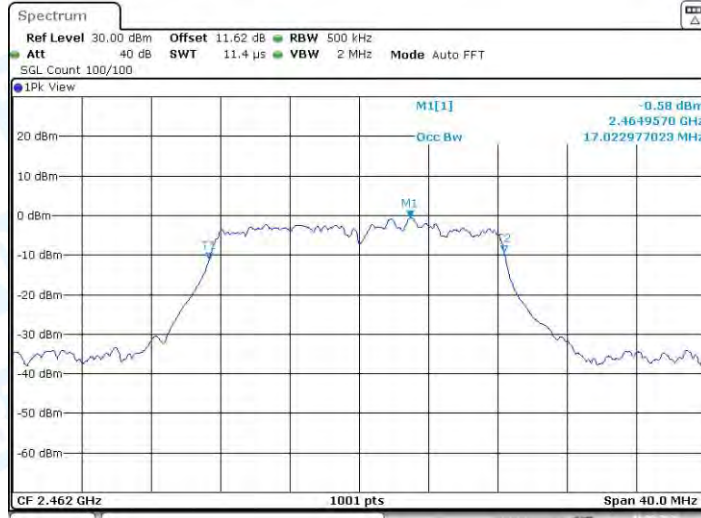
Date: 16.SEP.2021 14:55:03

11G-CDD_Ant1_2462



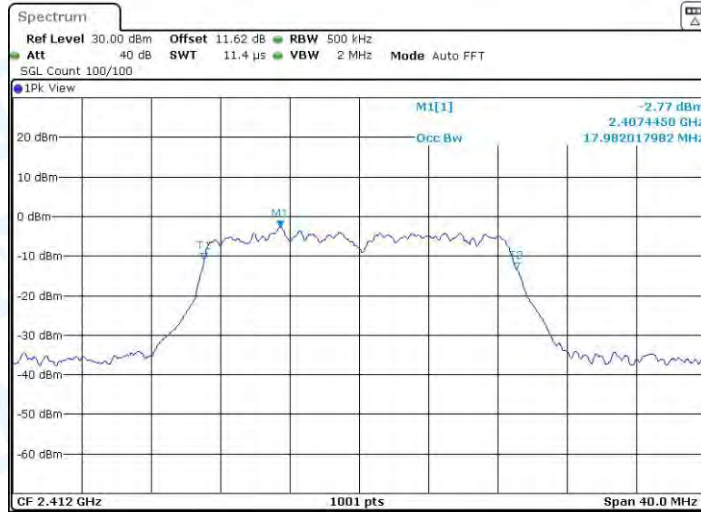
Date: 16.SEP.2021 14:57:31

11G-CDD_Ant2_2462



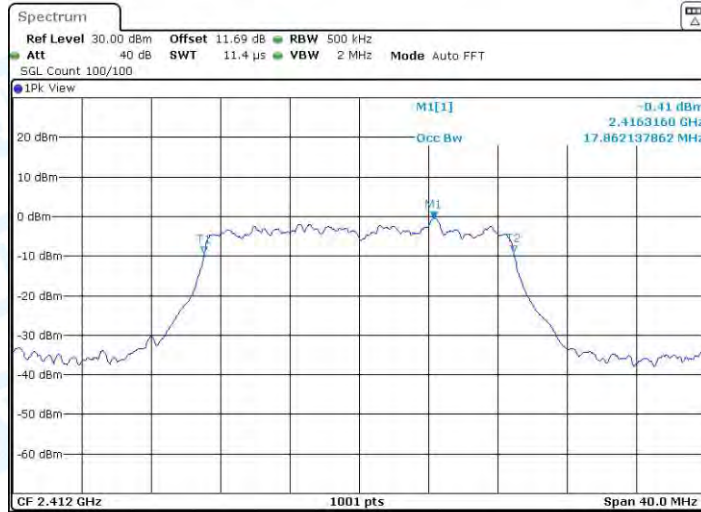
Date: 16.SEP.2021 15:00:25

11N20MIMO_Ant1_2412



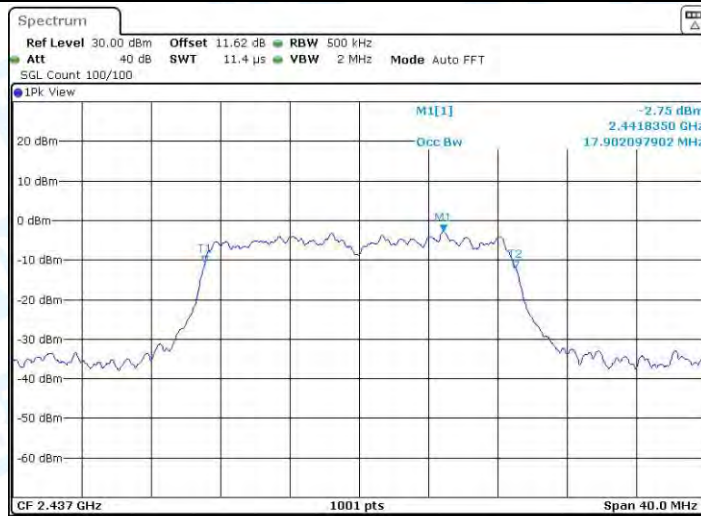
Date: 16.SEP.2021 15:09:18

11N20MIMO_Ant2_2412



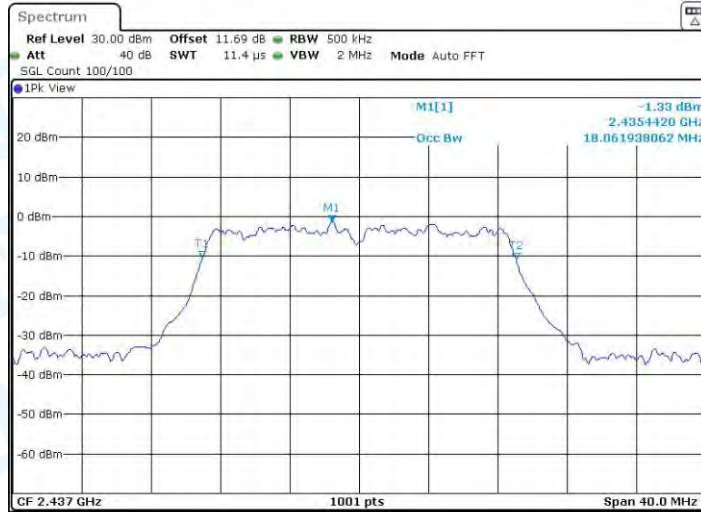
Date: 16.SEP.2021 15:08:10

11N20MIMO_Ant1_2437



Date: 16.SEP.2021 15:11:56

11N20MIMO_Ant2_2437



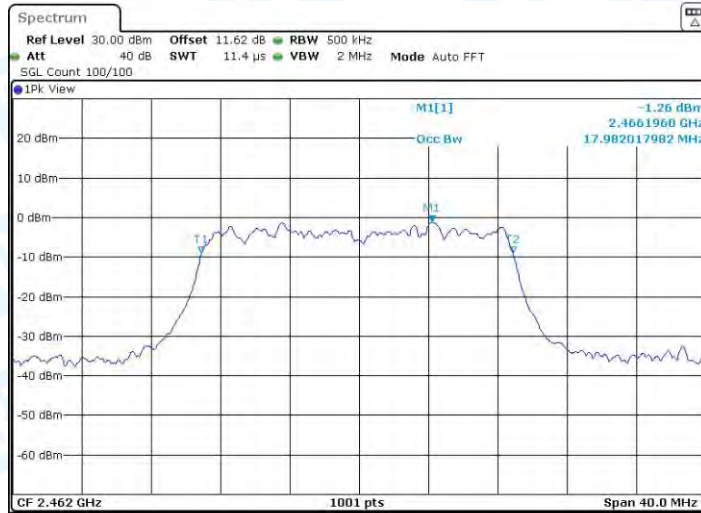
Date: 16.SEP.2021 15:13:40

11N20MIMO_Ant1_2462



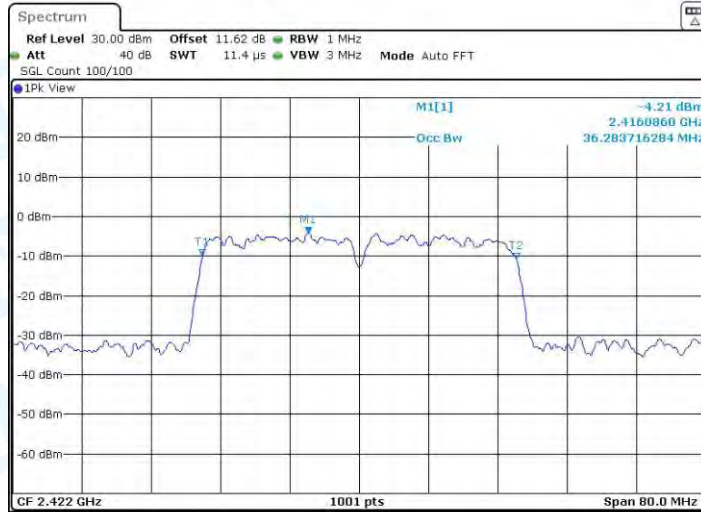
Date: 16.SEP.2021 15:16:53

11N20MIMO_Ant2_2462



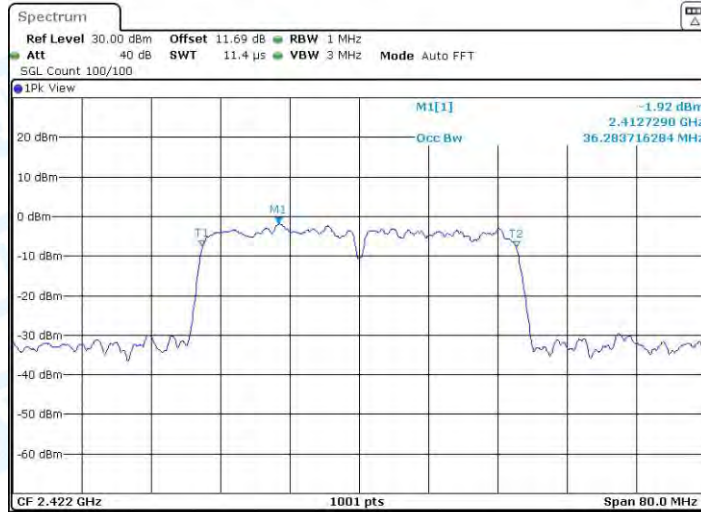
Date: 16.SEP.2021 15:20:01

11N40MIMO_Ant1_2422



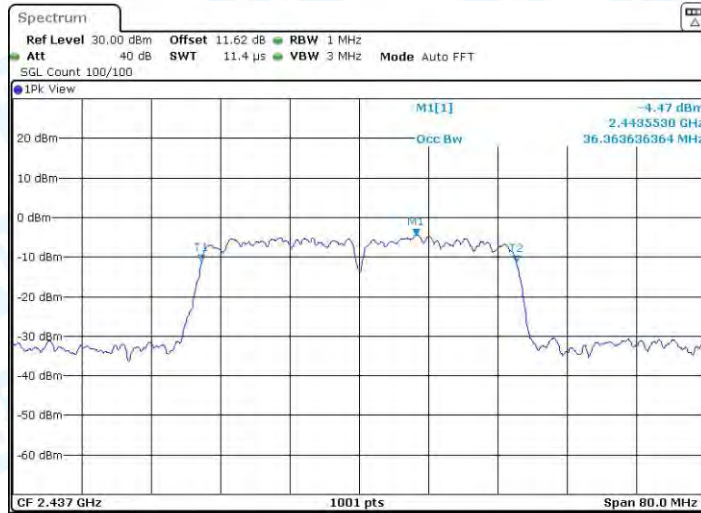
Date: 16.SEP.2021 16:18:26

11N40MIMO_Ant2_2422



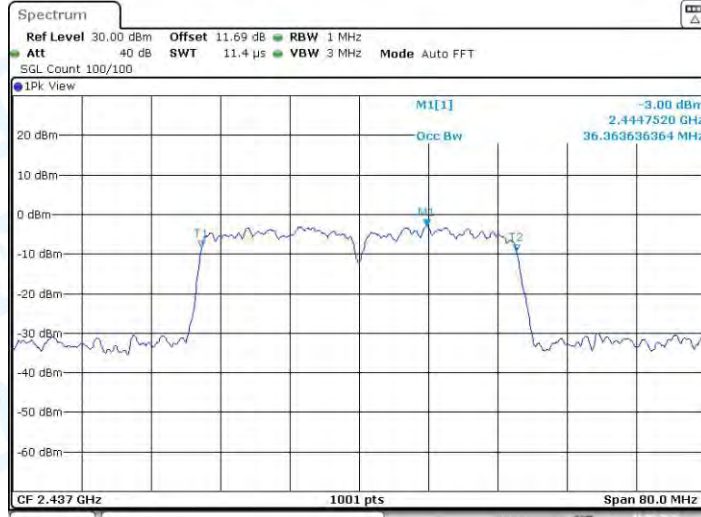
Date: 16.SEP.2021 16:25:07

11N40MIMO_Ant1_2437

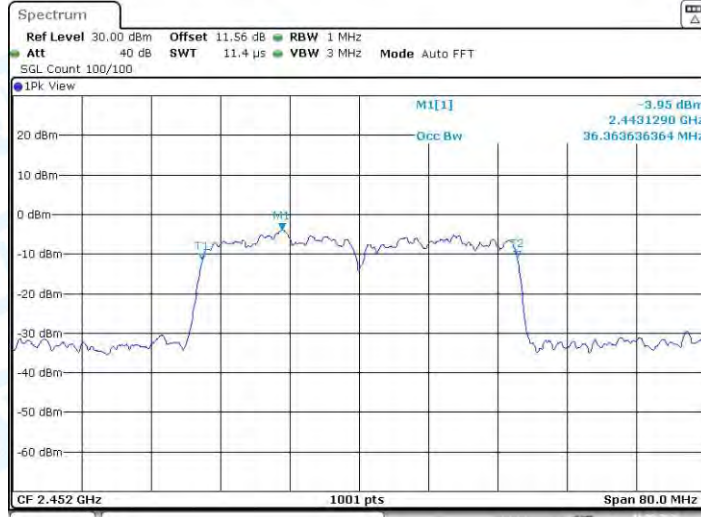


Date: 16.SEP.2021 16:28:54

11N40MIMO_Ant2_2437



11N40MIMO_Ant1_2452



11N40MIMO_Ant2_2452



3. Maximum conducted output power

3.1. Test Result

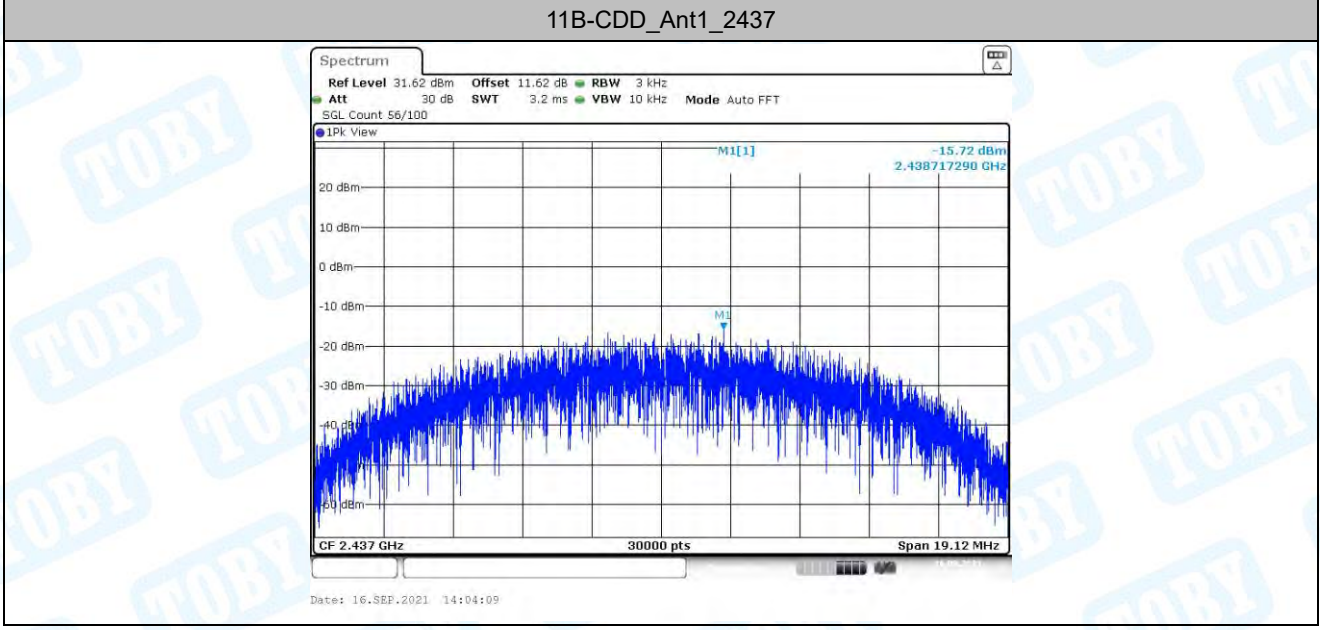
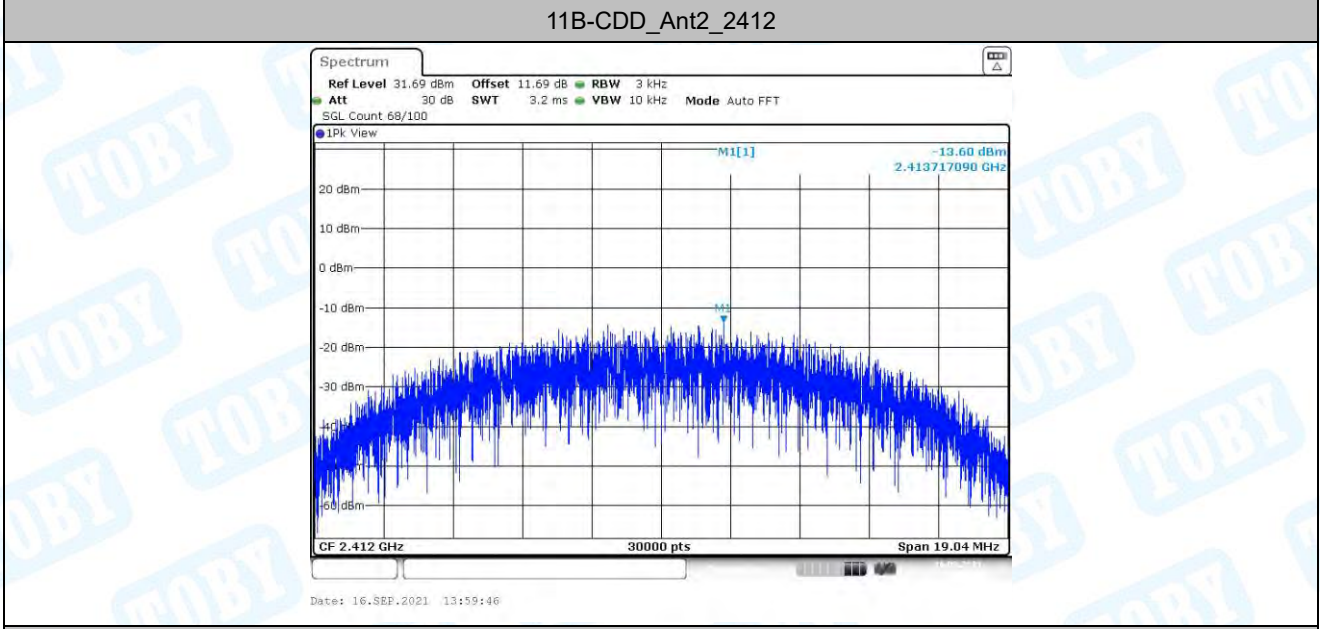
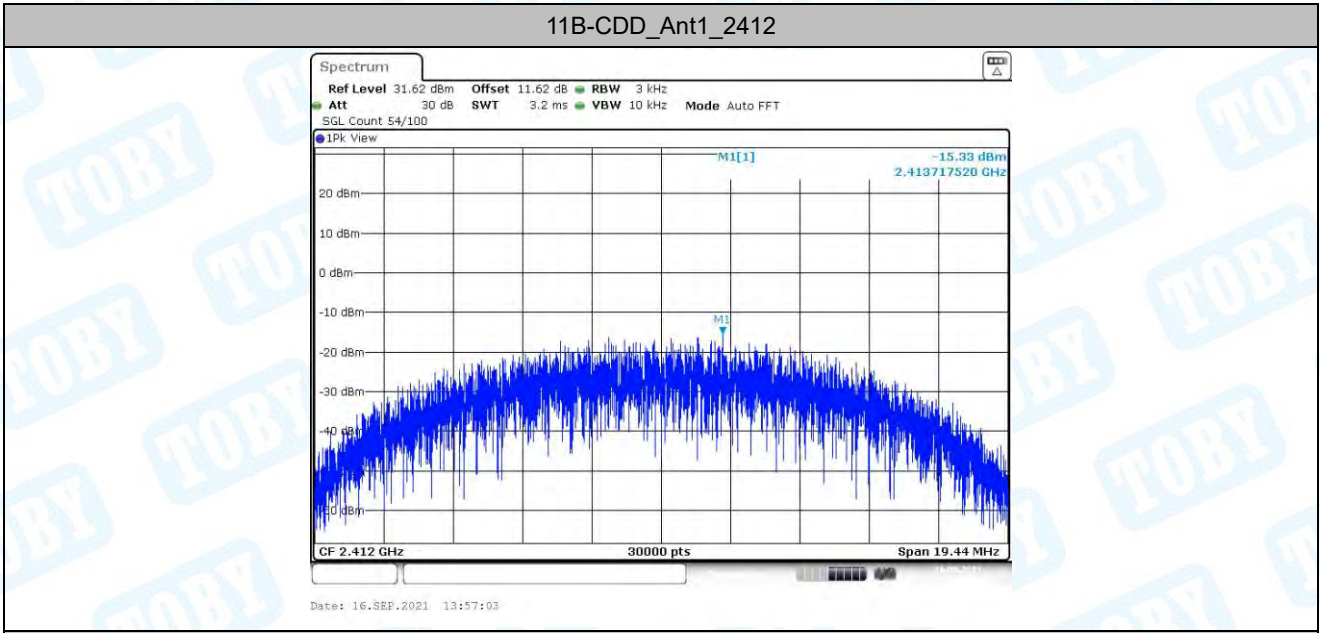
TestMode	Antenna	Channel	Result[dBm]	Limit[dBm]	Verdict
11B-CDD	Ant1	2412	13.83	≤21.99	PASS
	Ant2	2412	15.55	≤21.99	PASS
	Ant1	2437	13.38	≤21.99	PASS
	Ant2	2437	15.16	≤21.99	PASS
	Ant1	2462	12.95	≤21.99	PASS
	Ant2	2462	14.97	≤21.99	PASS
11G-CDD	Ant1	2412	11.47	≤21.99	PASS
	Ant2	2412	13.32	≤21.99	PASS
	Ant1	2437	11.19	≤21.99	PASS
	Ant2	2437	13.00	≤21.99	PASS
	Ant1	2462	10.82	≤21.99	PASS
	Ant2	2462	12.81	≤21.99	PASS
11N20MIMO	Ant1	2412	11.05	≤21.99	PASS
	Ant2	2412	12.82	≤21.99	PASS
	total	2412	15.00	≤21.99	PASS
	Ant1	2437	10.91	≤21.99	PASS
	Ant2	2437	12.71	≤21.99	PASS
	total	2437	14.9	≤21.99	PASS
	Ant1	2462	10.68	≤21.99	PASS
	Ant2	2462	12.50	≤21.99	PASS
	total	2462	14.7	≤21.99	PASS
11N40MIMO	Ant1	2422	10.05	≤21.99	PASS
	Ant2	2422	11.86	≤21.99	PASS
	total	2422	14.1	≤21.99	PASS
	Ant1	2437	9.67	≤21.99	PASS
	Ant2	2437	11.51	≤21.99	PASS
	total	2437	13.7	≤21.99	PASS
	Ant1	2452	9.32	≤21.99	PASS
	Ant2	2452	11.20	≤21.99	PASS
	total	2452	13.4	≤21.99	PASS

4. Maximum power spectral density

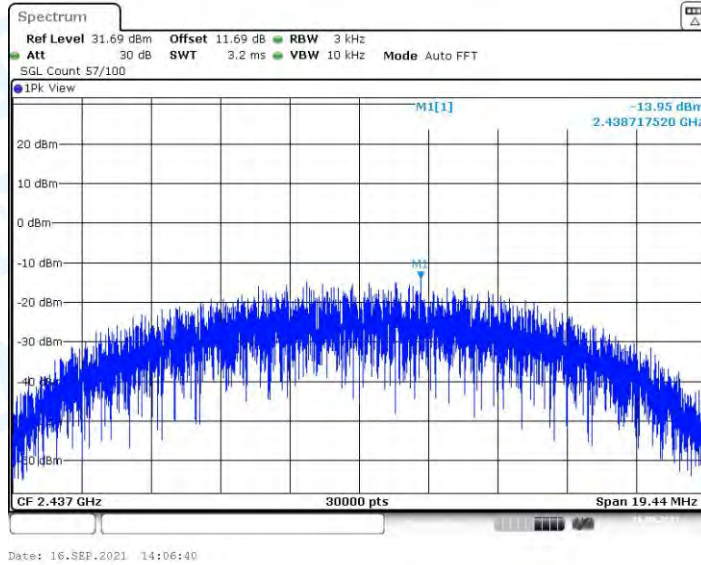
4.1. Test Result

TestMode	Antenna	Channel	Result[dBm/3-100kHz]	Limit[dBm/3kHz]	Verdict
11B-CDD	Ant1	2412	-15.33	≤8	PASS
	Ant2	2412	-13.6	≤8	PASS
	total	2412	-11.37	≤8	PASS
	Ant1	2437	-15.72	≤8	PASS
	Ant2	2437	-13.95	≤8	PASS
	total	2437	-11.74	≤8	PASS
	Ant1	2462	-16.22	≤8	PASS
	Ant2	2462	-14.21	≤8	PASS
	total	2462	-12.09	≤8	PASS
11G-CDD	Ant1	2412	-22.33	≤8	PASS
	Ant2	2412	-21.04	≤8	PASS
	total	2412	-18.63	≤8	PASS
	Ant1	2437	-22.71	≤8	PASS
	Ant2	2437	-21.34	≤8	PASS
	total	2437	-18.96	≤8	PASS
	Ant1	2462	-23.13	≤8	PASS
	Ant2	2462	-21.65	≤8	PASS
	total	2462	-19.32	≤8	PASS
11N20MIMO	Ant1	2412	-23.5	≤8	PASS
	Ant2	2412	-21.82	≤8	PASS
	total	2412	-19.57	≤8	PASS
	Ant1	2437	-23.72	≤8	PASS
	Ant2	2437	-21.99	≤8	PASS
	total	2437	-19.76	≤8	PASS
	Ant1	2462	-24.2	≤8	PASS
	Ant2	2462	-22.06	≤8	PASS
	total	2462	-19.99	≤8	PASS
11N40MIMO	Ant1	2422	-26.22	≤8	PASS
	Ant2	2422	-24.45	≤8	PASS
	total	2422	-22.24	≤8	PASS
	Ant1	2437	-26.71	≤8	PASS
	Ant2	2437	-24.92	≤8	PASS
	total	2437	-22.71	≤8	PASS
	Ant1	2452	-27.01	≤8	PASS
	Ant2	2452	-25.13	≤8	PASS
	total	2452	-22.96	≤8	PASS

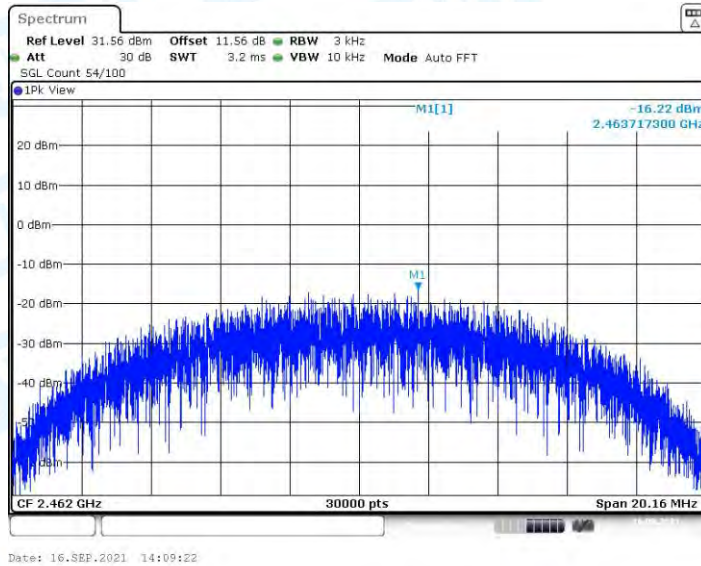
4.2. Test Graphs



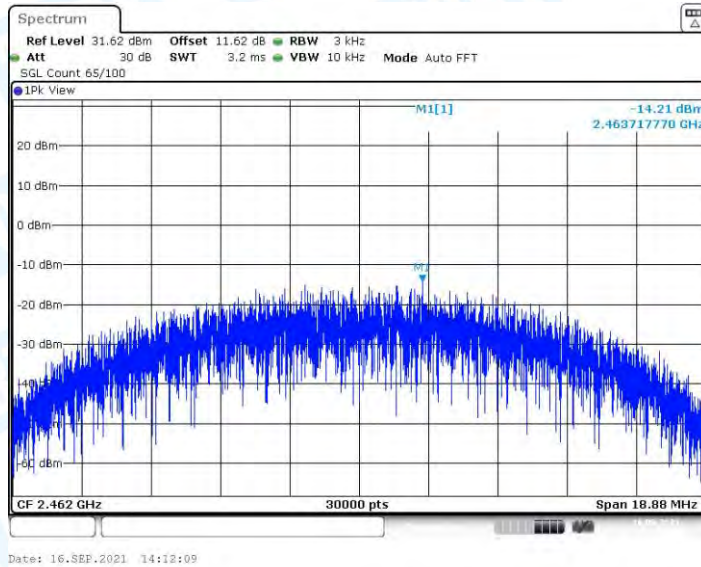
11B-CDD_Ant2_2437



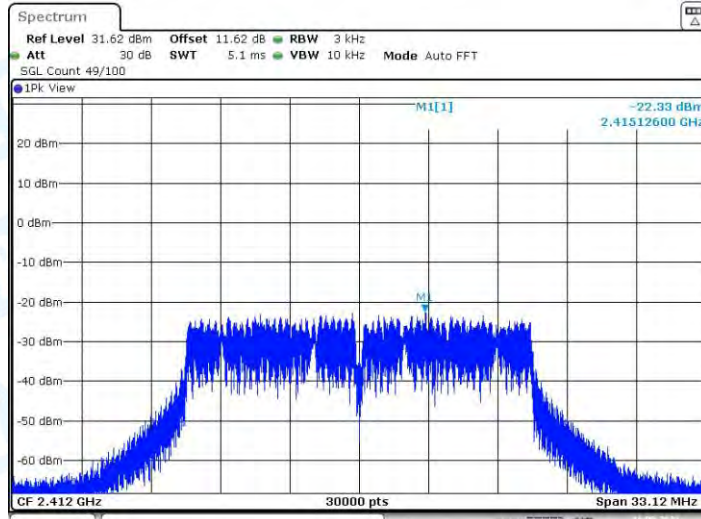
11B-CDD_Ant1_2462



11B-CDD_Ant2_2462

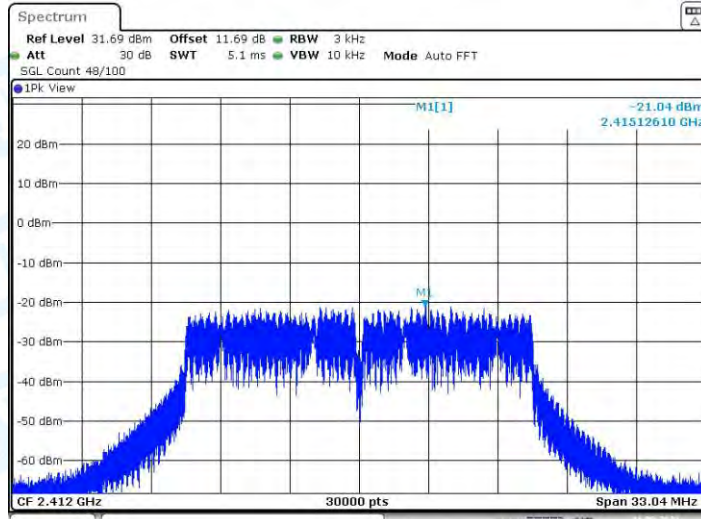


11G-CDD_Ant1_2412



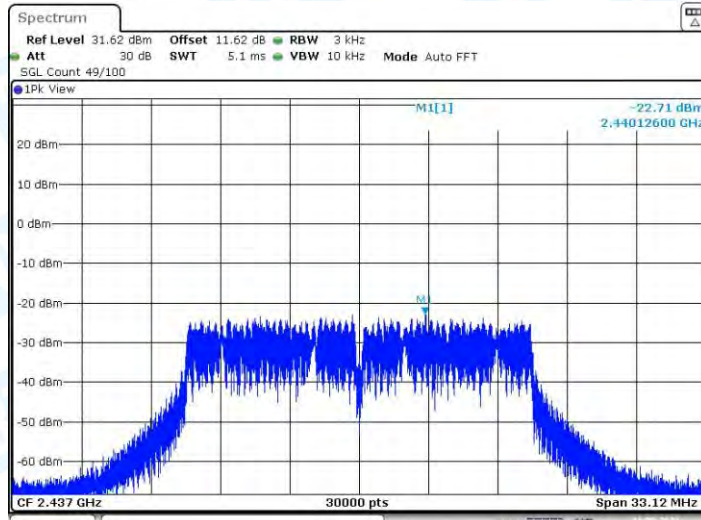
Date: 16.SEP.2021 14:40:54

11G-CDD_Ant2_2412



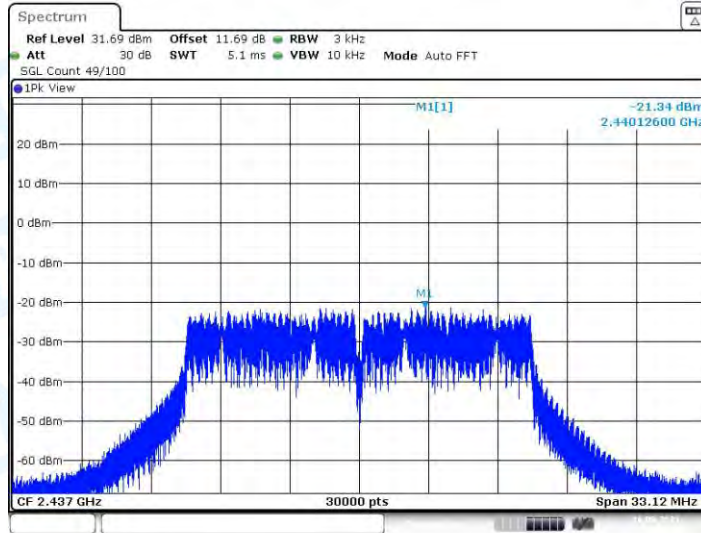
Date: 16.SEP.2021 14:44:05

11G-CDD_Ant1_2437



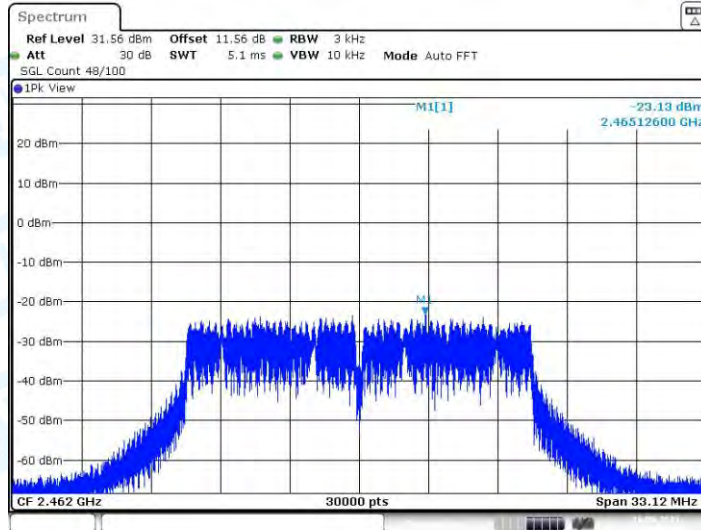
Date: 16.SEP.2021 14:53:21

11G-CDD_Ant2_2437



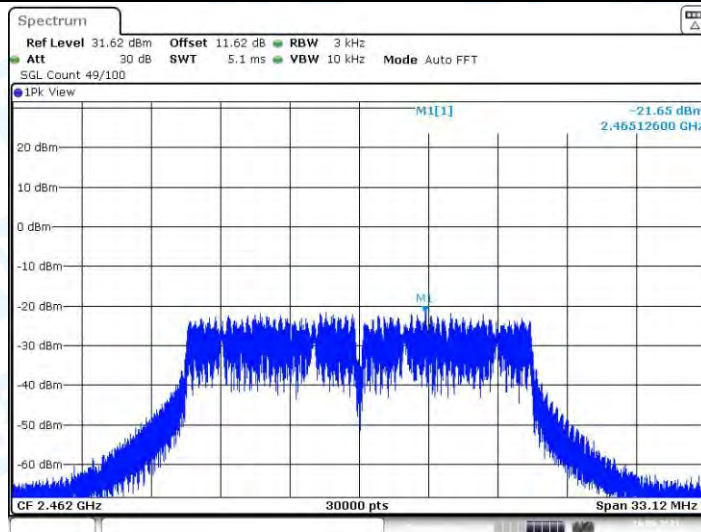
Date: 16.SEP.2021 14:55:17

11G-CDD_Ant1_2462



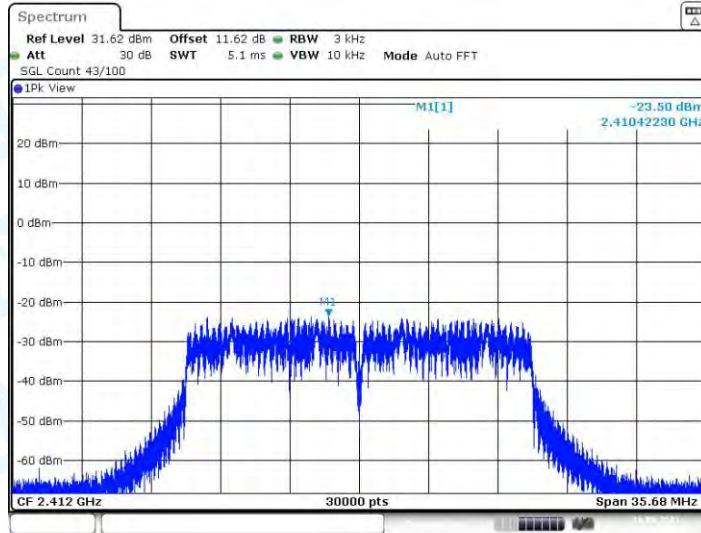
Date: 16.SEP.2021 14:57:45

11G-CDD_Ant2_2462

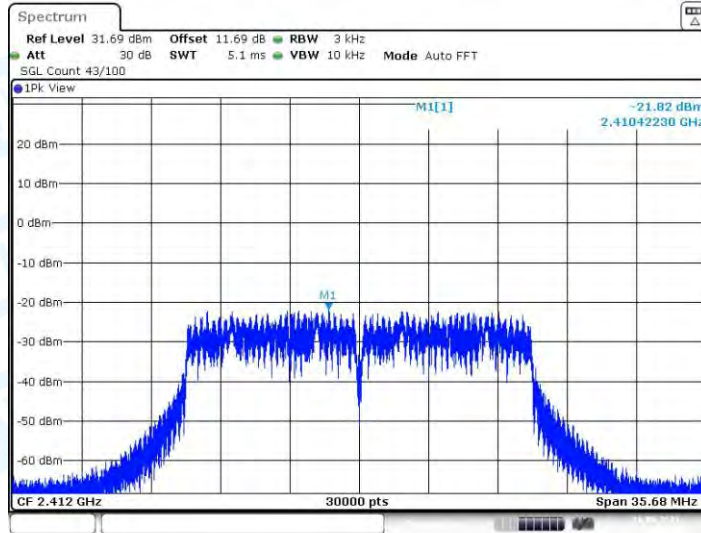


Date: 16.SEP.2021 15:00:40

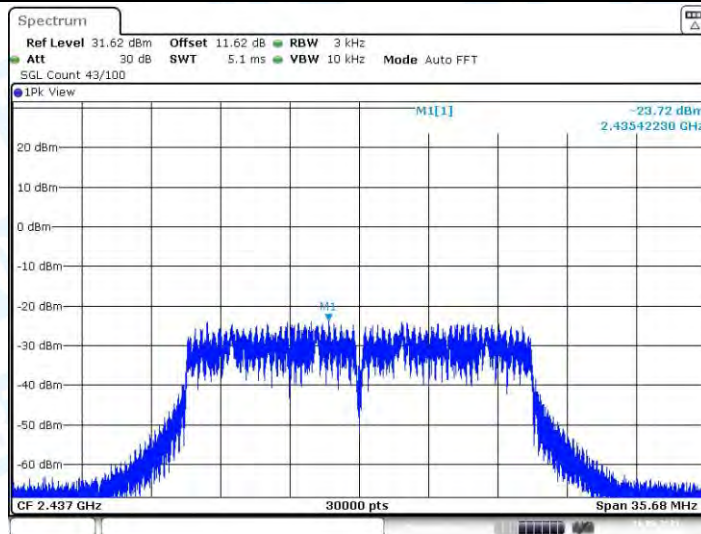
11N20MIMO_Ant1_2412



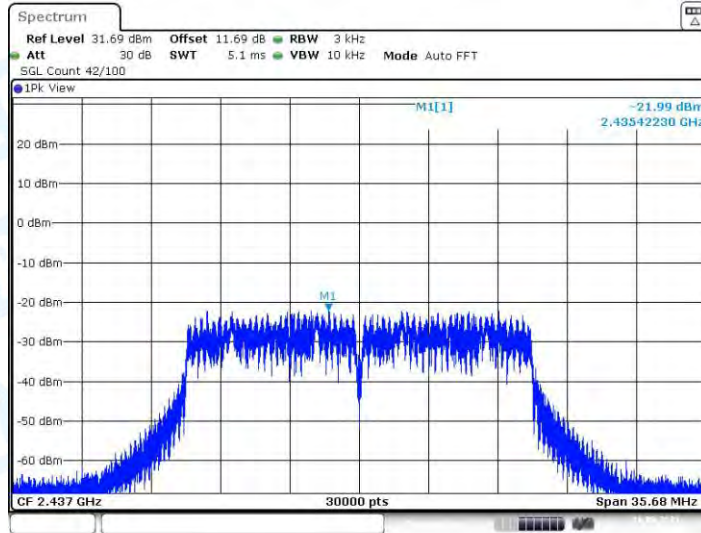
11N20MIMO_Ant2_2412



11N20MIMO_Ant1_2437

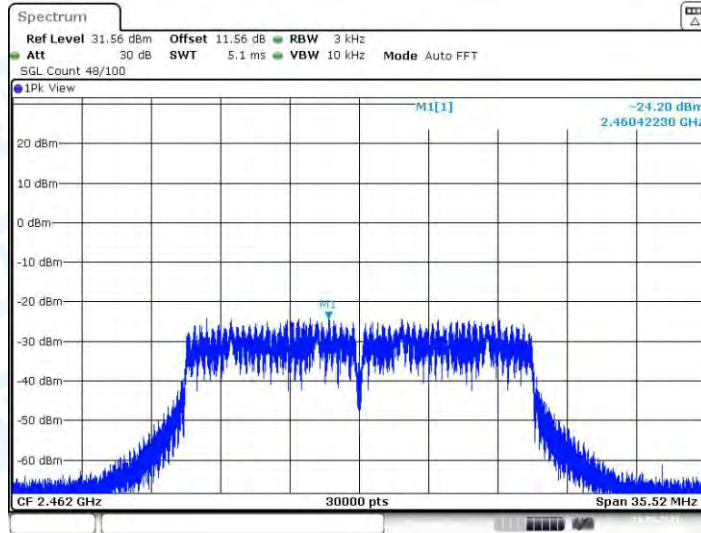


11N20MIMO_Ant2_2437



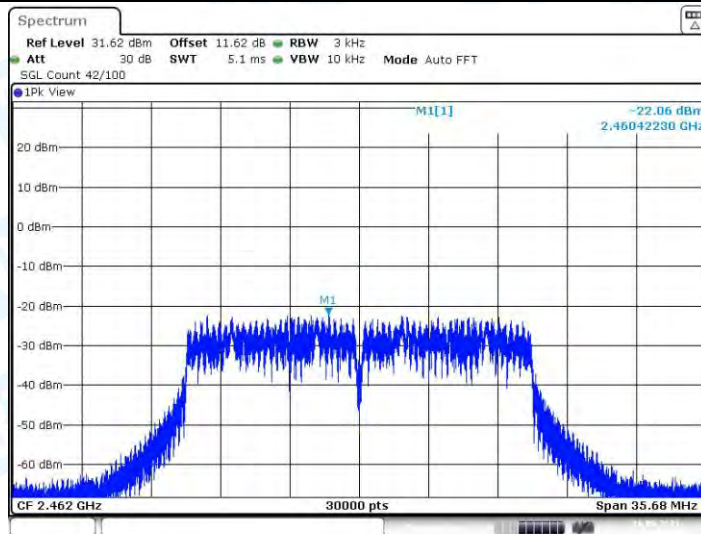
Date: 16.SEP.2021 15:13:55

11N20MIMO_Ant1_2462



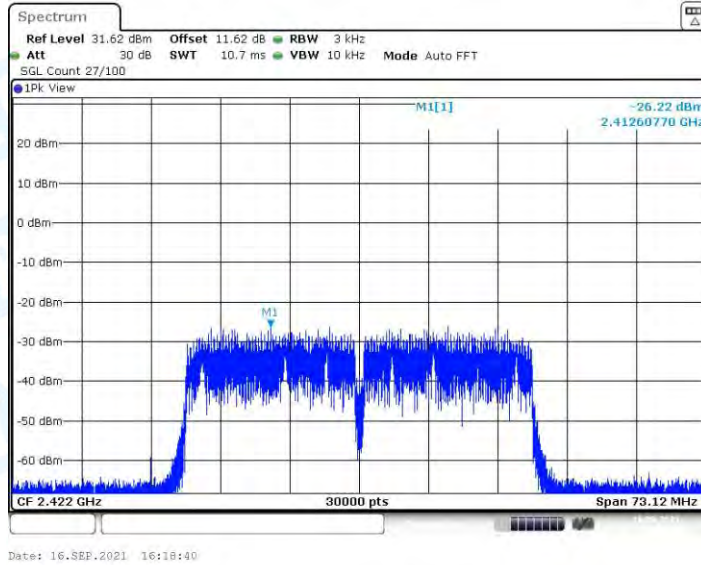
Date: 16.SEP.2021 15:17:06

11N20MIMO_Ant2_2462

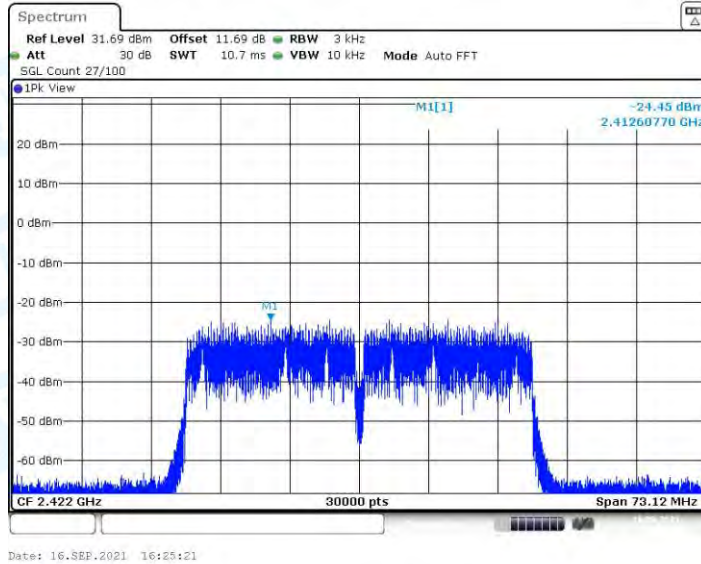


Date: 16.SEP.2021 15:20:15

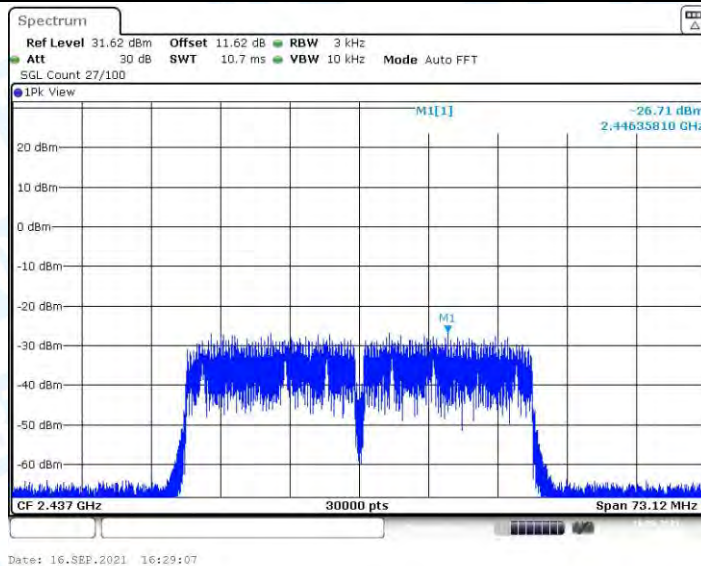
11N40MIMO_Ant1_2422



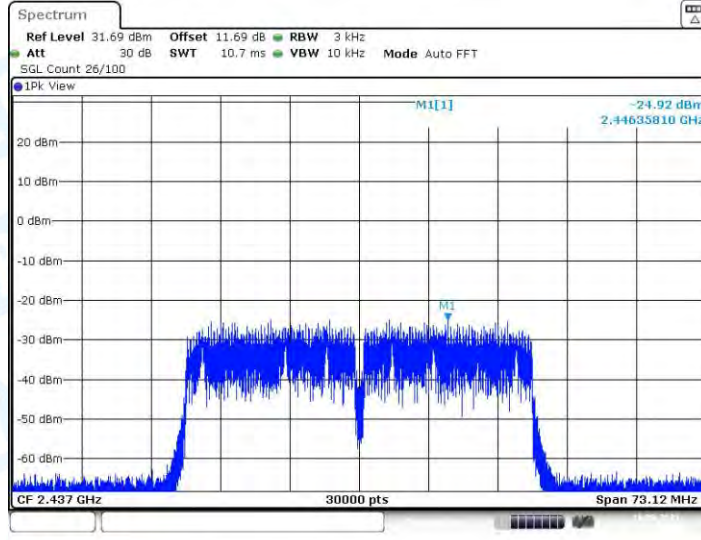
11N40MIMO_Ant2_2422



11N40MIMO_Ant1_2437

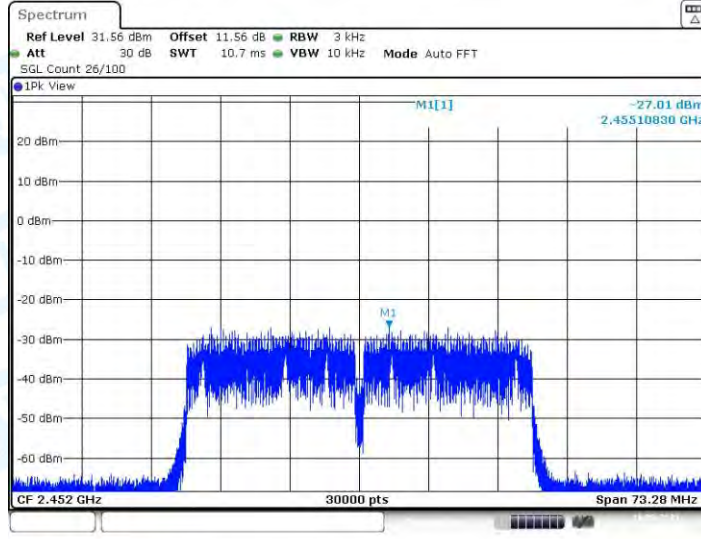


11N40MIMO_Ant2_2437



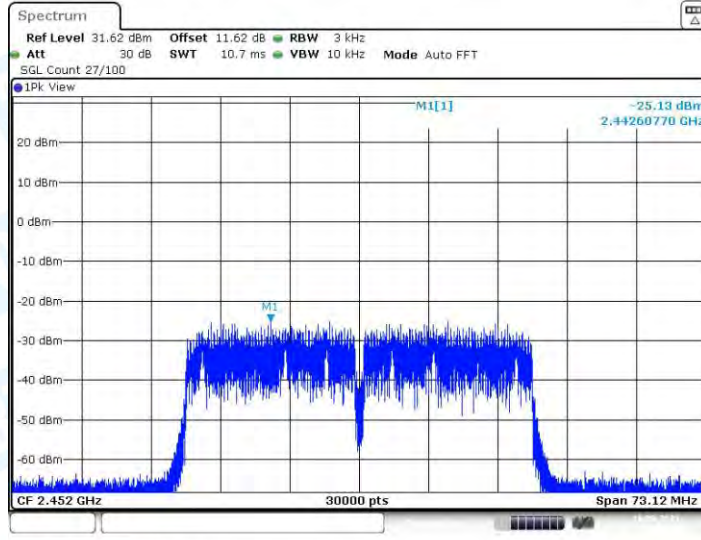
Date: 16.SEP.2021 16:31:07

11N40MIMO_Ant1_2452



Date: 16.SEP.2021 16:33:27

11N40MIMO_Ant2_2452



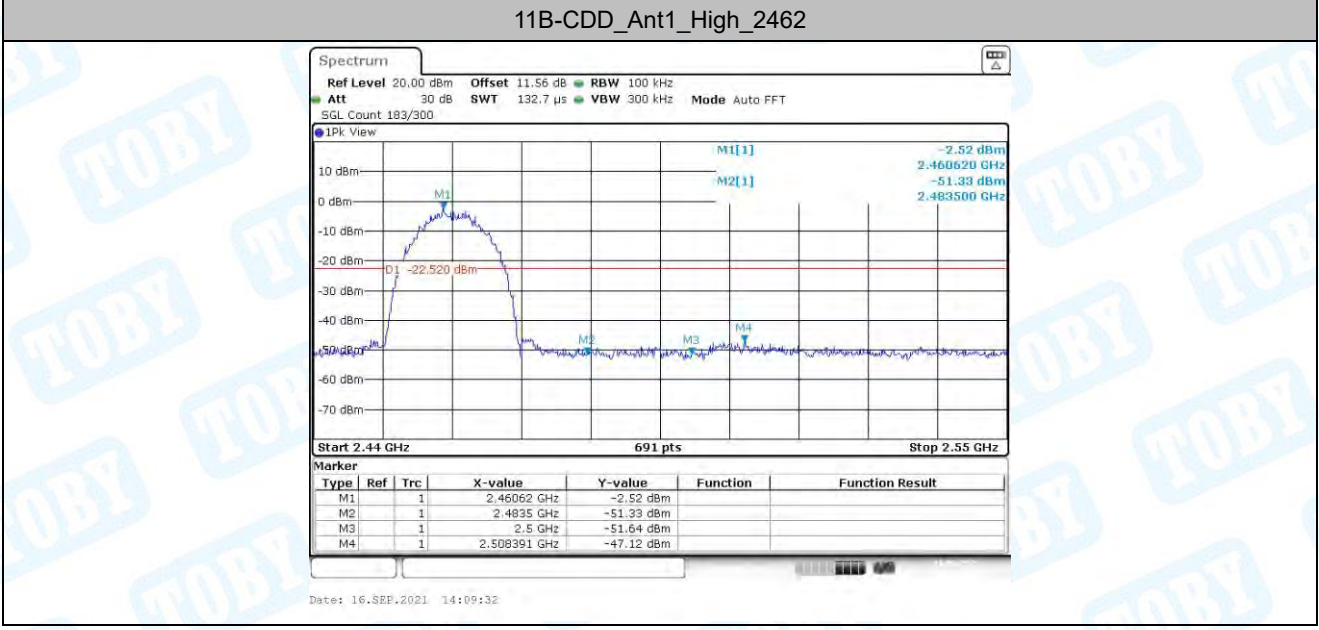
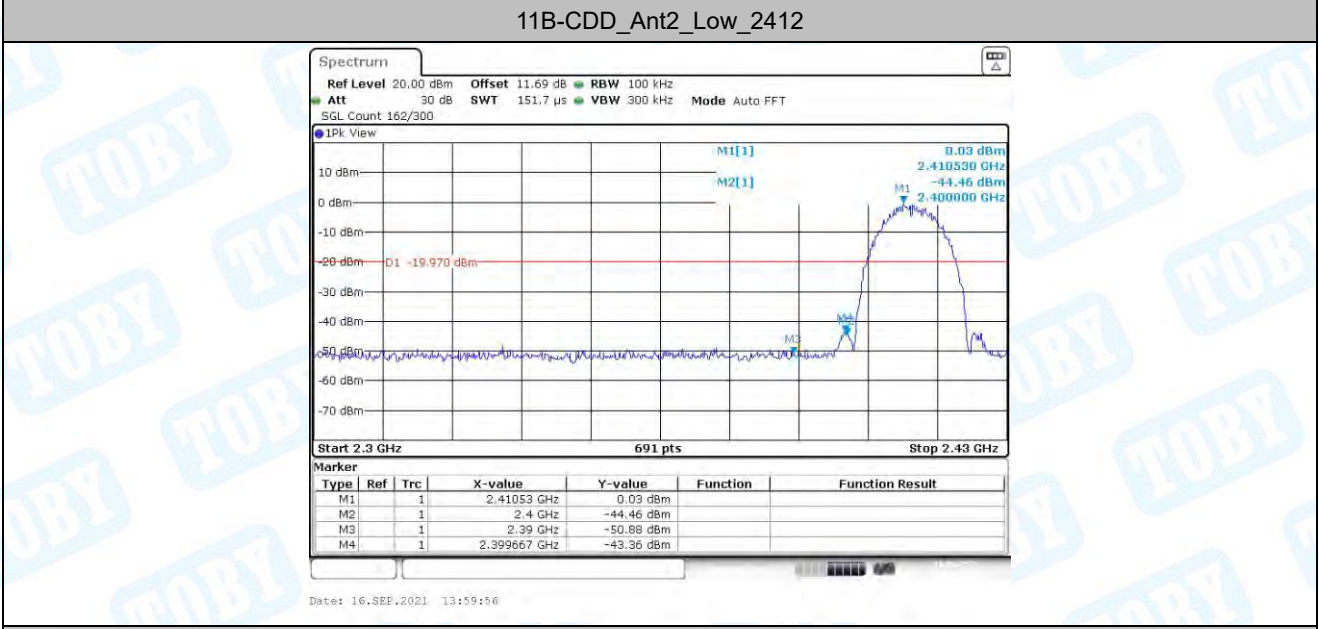
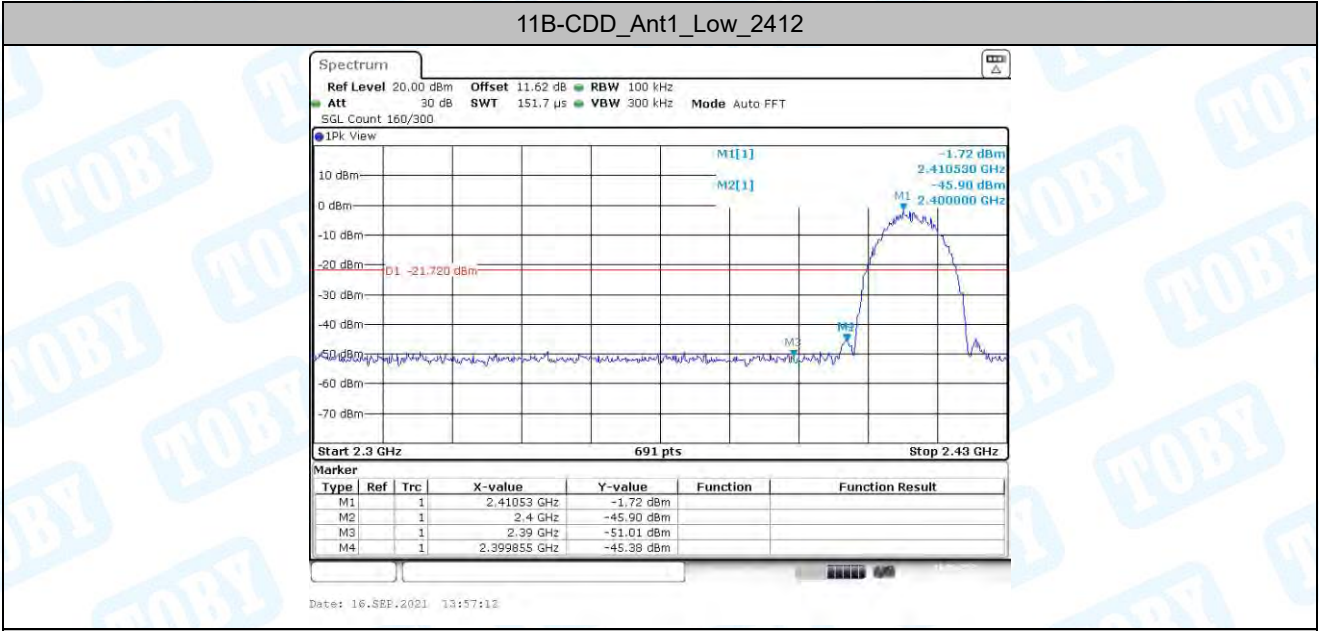
Date: 16.SEP.2021 16:36:48

5. Band edge measurements

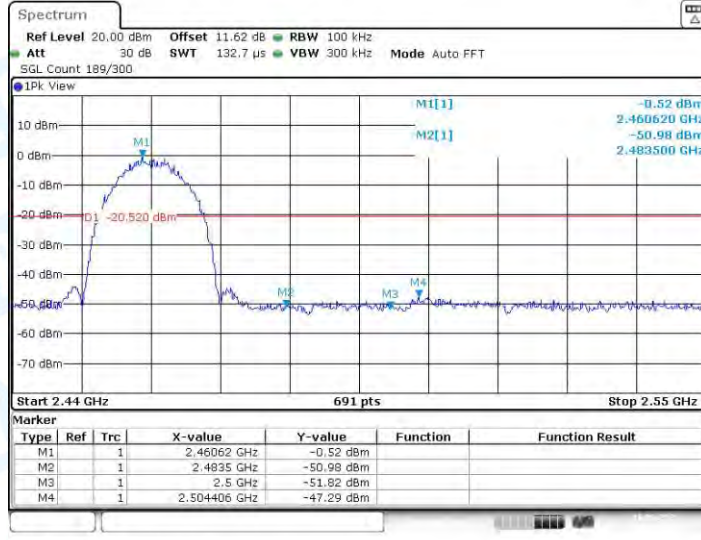
5.1. Test Result

TestMode	Antenna	ChName	Channel	RefLevel[dBm]	Result[dBm]	Limit[dBm]	Verdict
11B-CDD	Ant1	Low	2412	-1.72	-45.38	≤-21.72	PASS
	Ant2	Low	2412	0.03	-43.36	≤-19.97	PASS
	Ant1	High	2462	-2.52	-47.12	≤-22.52	PASS
	Ant2	High	2462	-0.52	-47.29	≤-20.52	PASS
11G-CDD	Ant1	Low	2412	-8.74	-46.48	≤-28.74	PASS
	Ant2	Low	2412	-6.85	-43.31	≤-26.85	PASS
	Ant1	High	2462	-9.35	-47.31	≤-29.35	PASS
	Ant2	High	2462	-7.30	-47.12	≤-27.3	PASS
11N20MIMO	Ant1	Low	2412	-9.42	-46.59	≤-29.42	PASS
	Ant2	Low	2412	-8.14	-44.01	≤-28.14	PASS
	Ant1	High	2462	-9.89	-46.83	≤-29.89	PASS
	Ant2	High	2462	-8.15	-46.49	≤-28.15	PASS
11N40MIMO	Ant1	Low	2422	-13.74	-48.79	≤-33.74	PASS
	Ant2	Low	2422	-12.14	-48.78	≤-32.14	PASS
	Ant1	High	2452	-14.32	-47.49	≤-34.32	PASS
	Ant2	High	2452	-12.59	-47.91	≤-32.59	PASS

5.2. Test Graphs

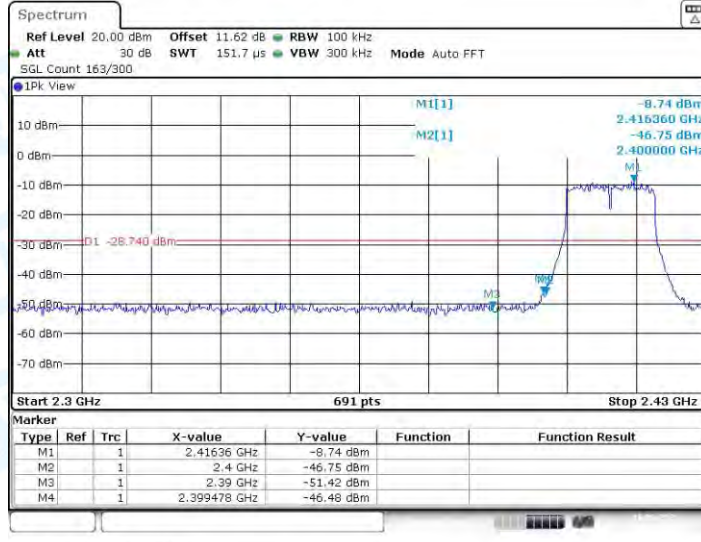


11B-CDD_Ant2_High_2462



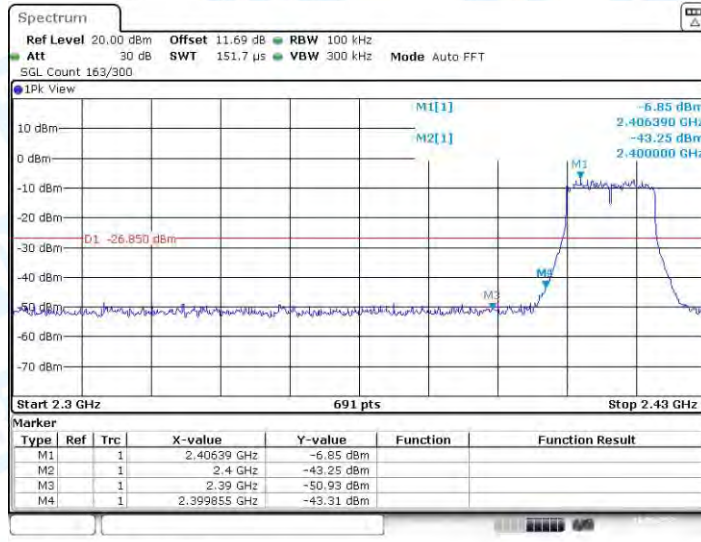
Date: 16.SEP.2021 14:12:19

11G-CDD_Ant1_Low_2412



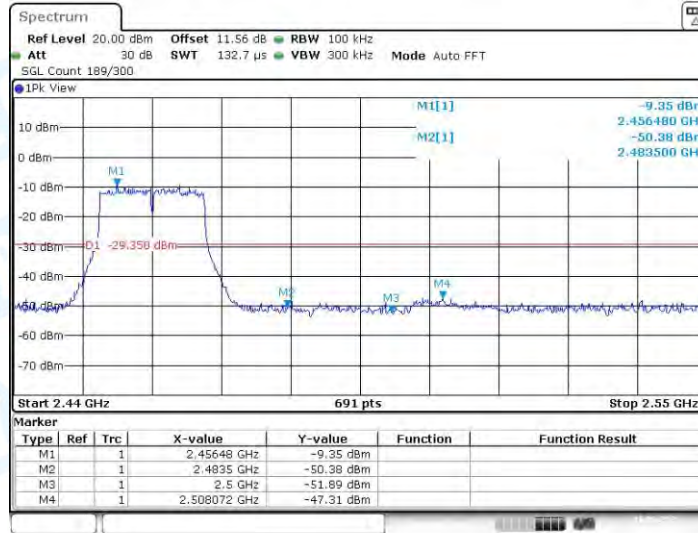
Date: 16.SEP.2021 14:41:04

11G-CDD_Ant2_Low_2412



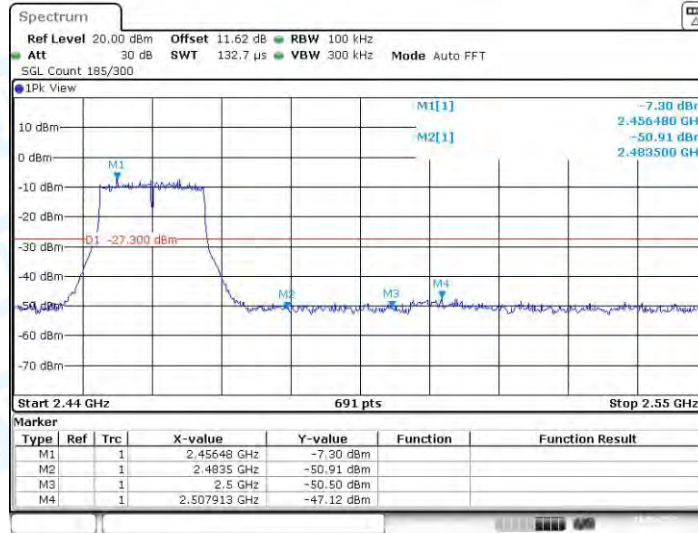
Date: 16.SEP.2021 14:44:15

11G-CDD_Ant1_High_2462



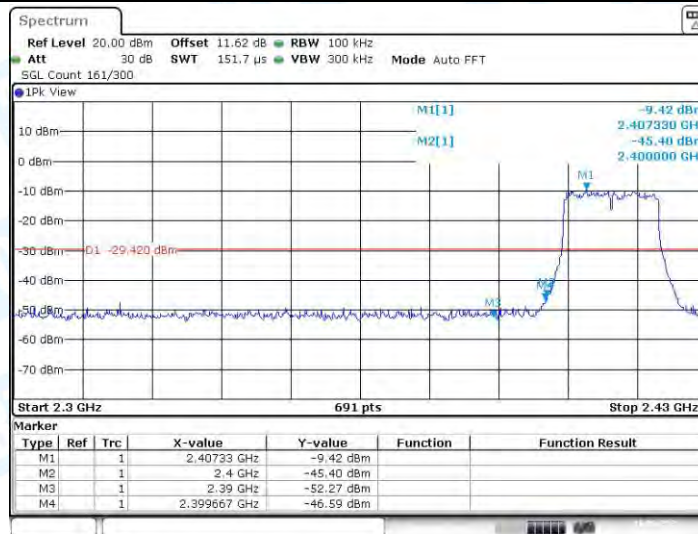
Date: 16.SEP.2021 14:57:55

11G-CDD_Ant2_High_2462



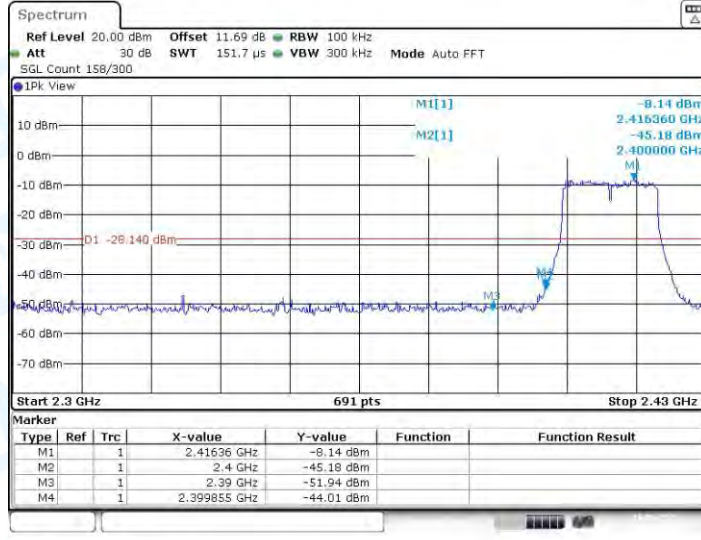
Date: 16.SEP.2021 15:00:50

11N20MIMO_Ant1_Low_2412

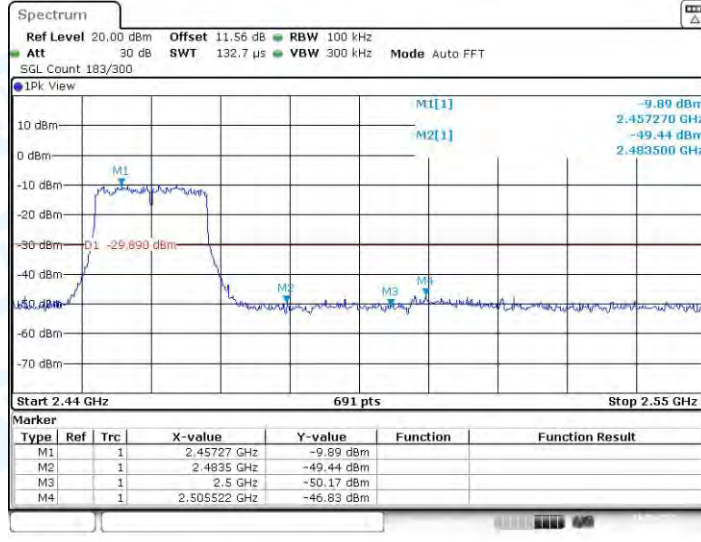


Date: 16.SEP.2021 15:05:41

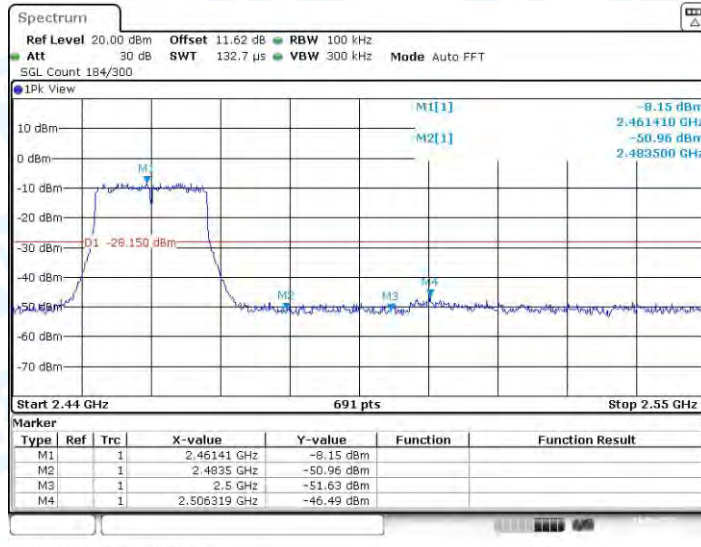
11N20MIMO_Ant2_Low_2412



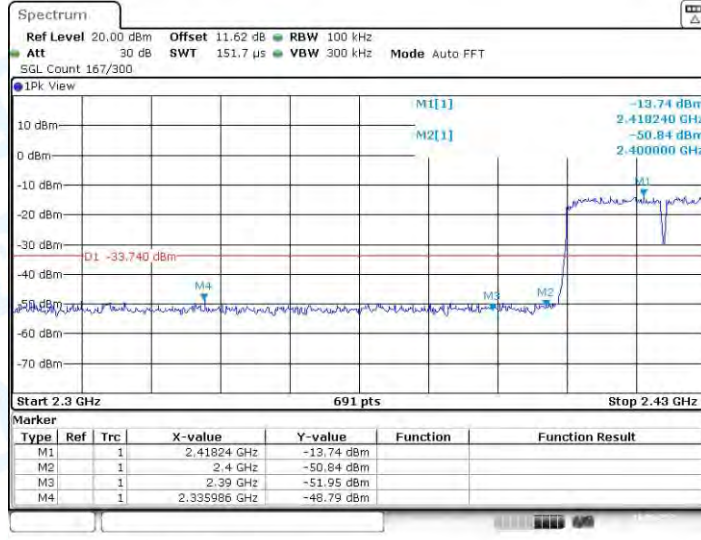
11N20MIMO_Ant1_High_2462



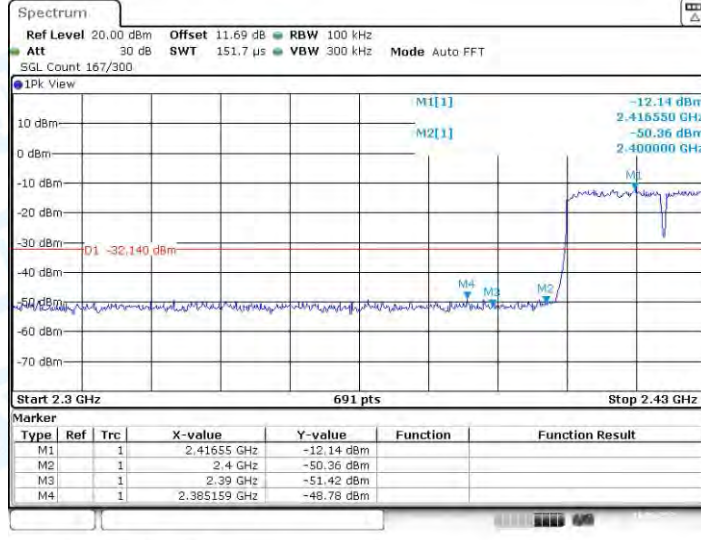
11N20MIMO_Ant2_High_2462



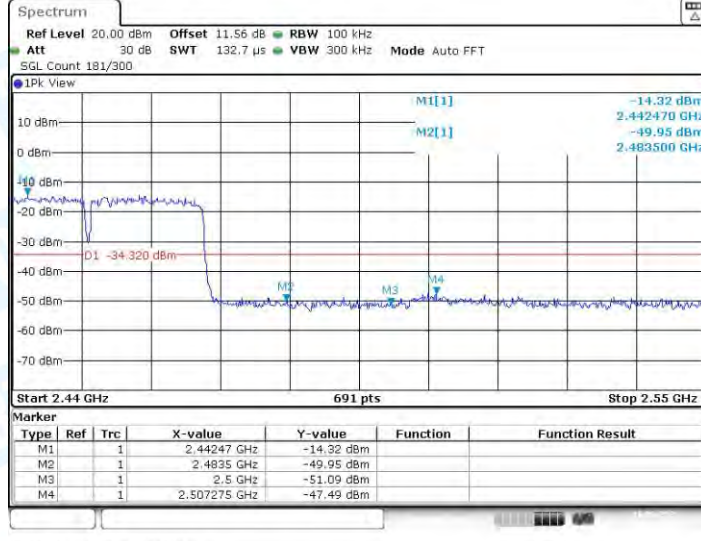
11N40MIMO_Ant1_Low_2422



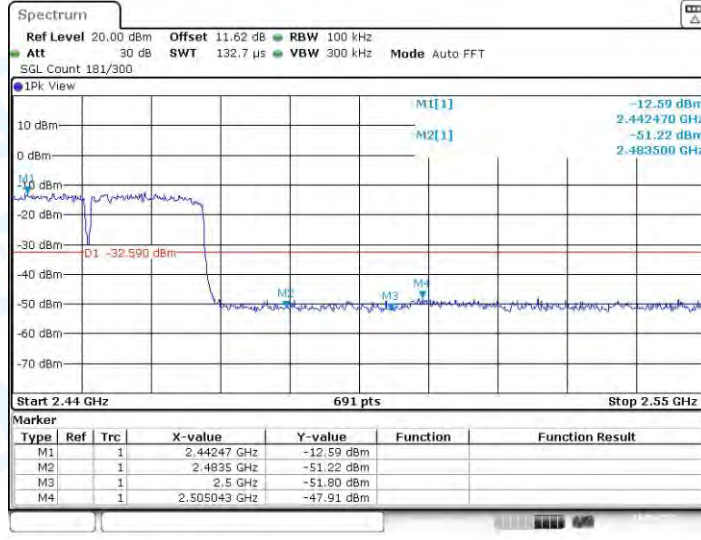
11N40MIMO_Ant2_Low_2422



11N40MIMO_Ant1_High_2452



11N40MIMO_Ant2_High_2452



Date: 16.SEP.2021 16:36:58

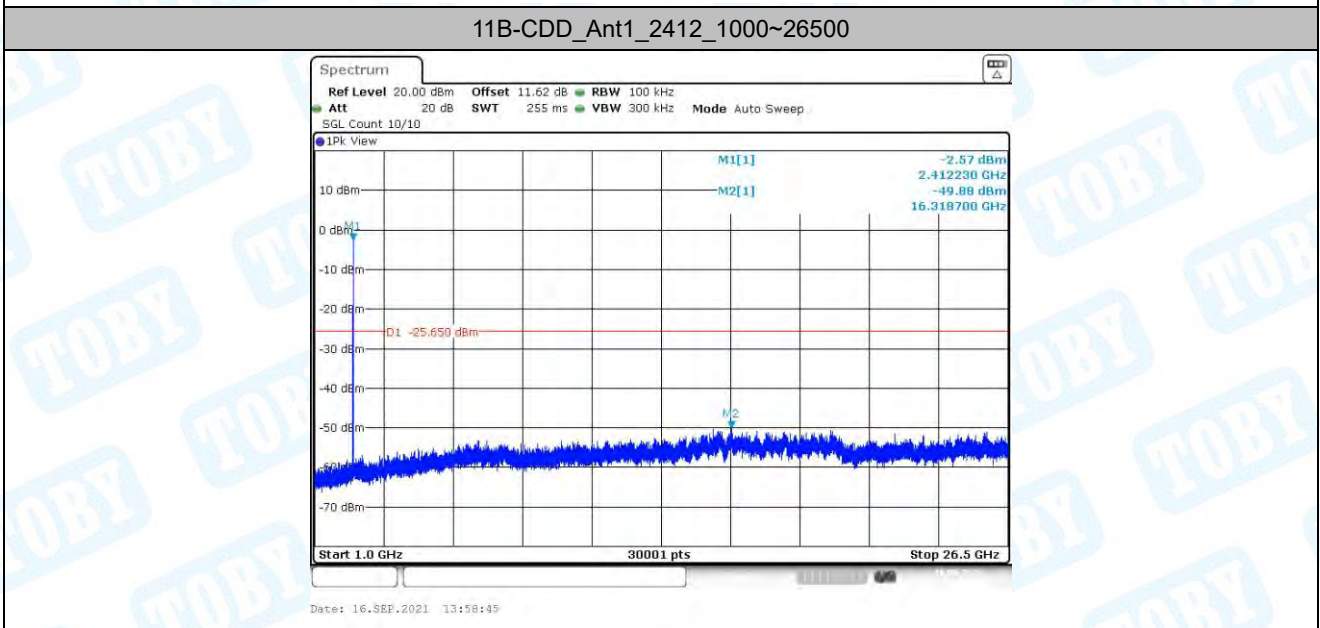
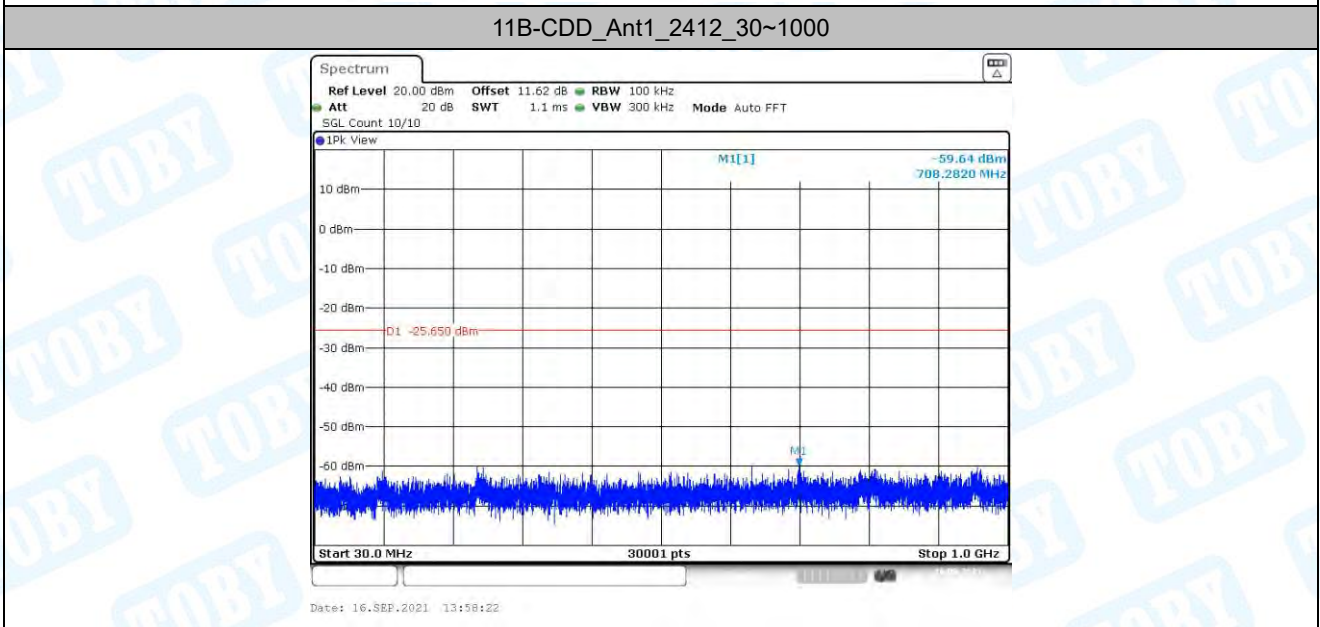
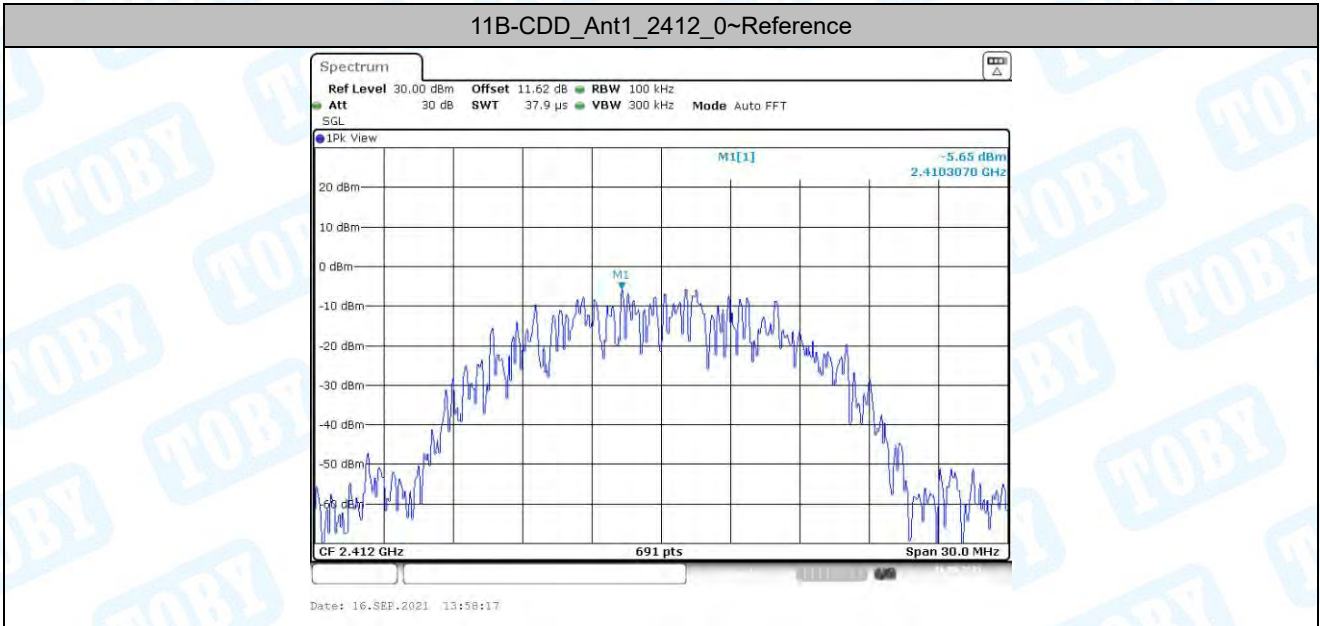
6. Conducted Spurious Emission

6.1. Test Result

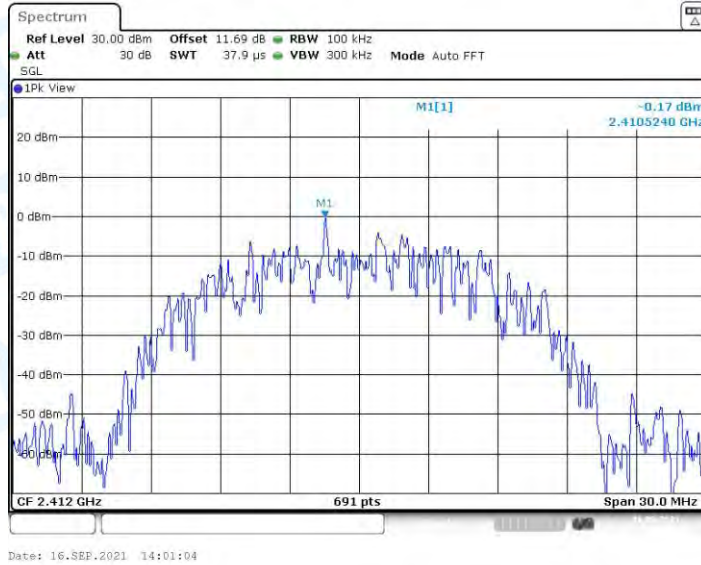
TestMode	Antenna	Channel	FreqRange [Mhz]	RefLevel [dBm]	Result [dBm]	Limit [dBm]	Verdict	
11B-CDD	Ant1	2412	Reference	-5.65	-5.65	---	PASS	
			30~1000	-5.65	-59.64	≤-25.65	PASS	
			1000~26500	-5.65	-49.88	≤-25.65	PASS	
	Ant2	2412	Reference	-0.17	-0.17	---	PASS	
			30~1000	-0.17	-58.81	≤-20.17	PASS	
			1000~26500	-0.17	-49.52	≤-20.17	PASS	
	Ant1	2437	Reference	-3.98	-3.98	---	PASS	
			30~1000	-3.98	-58.5	≤-23.98	PASS	
			1000~26500	-3.98	-50.11	≤-23.98	PASS	
	Ant2	2437	Reference	-2.95	-2.95	---	PASS	
			30~1000	-2.95	-58.52	≤-22.95	PASS	
			1000~26500	-2.95	-49.91	≤-22.95	PASS	
	Ant1	2462	Reference	-5.76	-5.76	---	PASS	
			30~1000	-5.76	-60.26	≤-25.76	PASS	
			1000~26500	-5.76	-49.08	≤-25.76	PASS	
	Ant2	2462	Reference	-2.14	-2.14	---	PASS	
			30~1000	-2.14	-59.32	≤-22.14	PASS	
			1000~26500	-2.14	-48.27	≤-22.14	PASS	
	11G-CDD	Ant1	2412	Reference	-10.40	-10.40	---	PASS
				30~1000	-10.40	-57.97	≤-30.4	PASS
				1000~26500	-10.40	-50.42	≤-30.4	PASS
		Ant2	2412	Reference	-9.45	-9.45	---	PASS
				30~1000	-9.45	-58.98	≤-29.45	PASS
				1000~26500	-9.45	-49.97	≤-29.45	PASS
Ant1		2437	Reference	-11.28	-11.28	---	PASS	
			30~1000	-11.28	-58.2	≤-31.28	PASS	
			1000~26500	-11.28	-50.17	≤-31.28	PASS	
Ant2		2437	Reference	-7.69	-7.69	---	PASS	
			30~1000	-7.69	-59.7	≤-27.69	PASS	
			1000~26500	-7.69	-47.35	≤-27.69	PASS	
Ant1		2462	Reference	-11.22	-11.22	---	PASS	
			30~1000	-11.22	-57.65	≤-31.22	PASS	
			1000~26500	-11.22	-49.52	≤-31.22	PASS	
Ant2		2462	Reference	-10.12	-10.12	---	PASS	
			30~1000	-10.12	-59.55	≤-30.12	PASS	
			1000~26500	-10.12	-49.63	≤-30.12	PASS	
11N20MIMO		Ant1	2412	Reference	-12.43	-12.43	---	PASS
				30~1000	-12.43	-57.46	≤-32.43	PASS
				1000~26500	-12.43	-49.95	≤-32.43	PASS
		Ant2	2412	Reference	-8.72	-8.72	---	PASS
				30~1000	-8.72	-59.53	≤-28.72	PASS

	Ant1	2437	1000~26500	-8.72	-49.3	≤-28.72	PASS
			Reference	-10.72	-10.72	---	PASS
			30~1000	-10.72	-58.79	≤-30.72	PASS
	Ant2	2437	1000~26500	-10.72	-50.14	≤-30.72	PASS
			Reference	-10.03	-10.03	---	PASS
			30~1000	-10.03	-59.36	≤-30.03	PASS
	Ant1	2462	1000~26500	-10.03	-49.21	≤-30.03	PASS
			Reference	-10.99	-10.99	---	PASS
			30~1000	-10.99	-58.57	≤-30.99	PASS
	Ant2	2462	1000~26500	-10.99	-50.31	≤-30.99	PASS
			Reference	-10.05	-10.05	---	PASS
			30~1000	-10.05	-59.44	≤-30.05	PASS
11N40MIMO	Ant1	2422	1000~26500	-10.05	-49.8	≤-30.05	PASS
			Reference	-14.79	-14.79	---	PASS
			30~1000	-14.79	-58.76	≤-34.79	PASS
	Ant2	2422	1000~26500	-14.79	-50.27	≤-34.79	PASS
			Reference	-13.56	-13.56	---	PASS
			30~1000	-13.56	-59.31	≤-33.56	PASS
	Ant1	2437	1000~26500	-13.56	-49.89	≤-33.56	PASS
			Reference	-15.90	-15.90	---	PASS
			30~1000	-15.90	-58.21	≤-35.9	PASS
	Ant2	2437	1000~26500	-15.90	-49.5	≤-35.9	PASS
			Reference	-12.88	-12.88	---	PASS
			30~1000	-12.88	-59	≤-32.88	PASS
Ant1	2452	1000~26500	-12.88	-49.85	≤-32.88	PASS	
		Reference	-16.41	-16.41	---	PASS	
		30~1000	-16.41	-58.57	≤-36.41	PASS	
Ant2	2452	1000~26500	-16.41	-50.3	≤-36.41	PASS	
		Reference	-14.45	-14.45	---	PASS	
		30~1000	-14.45	-58.92	≤-34.45	PASS	
			1000~26500	-14.45	-49.92	≤-34.45	PASS

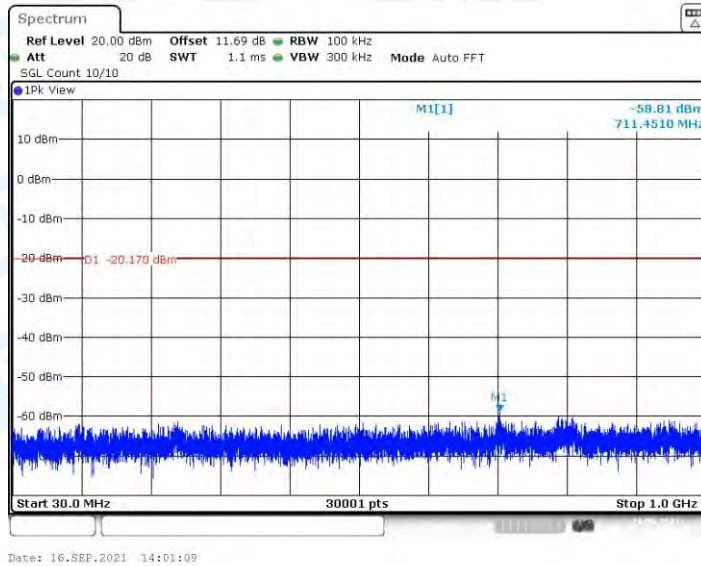
6.2. Test Graphs



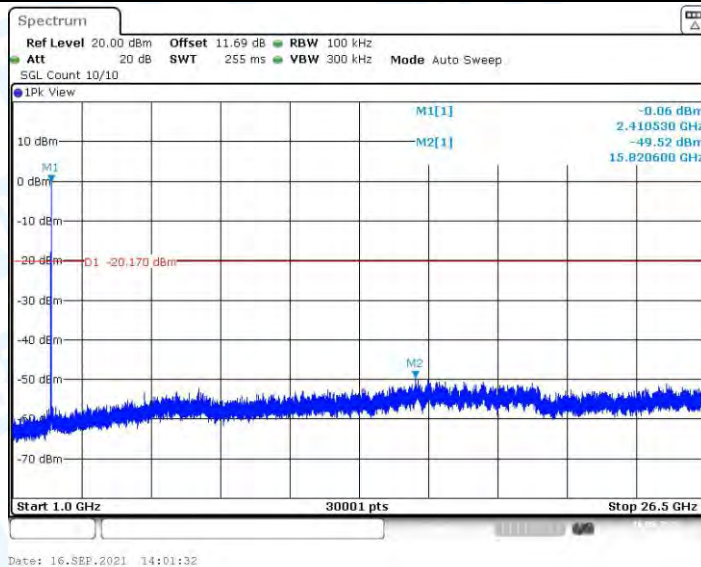
11B-CDD_Ant2_2412_0~Reference



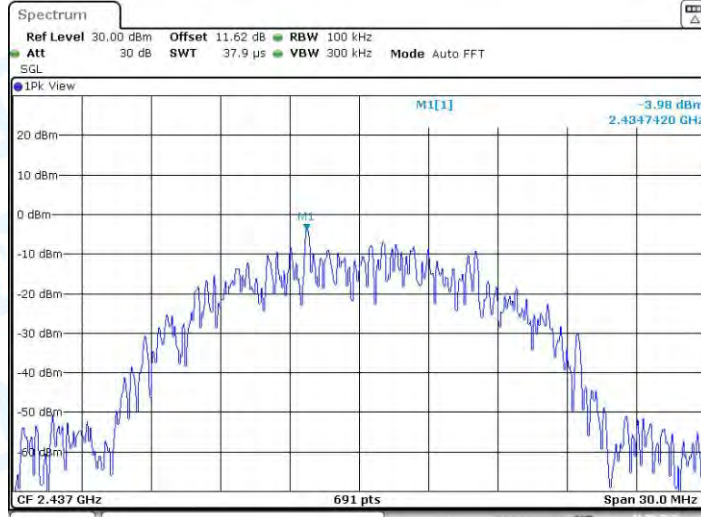
11B-CDD_Ant2_2412_30~1000



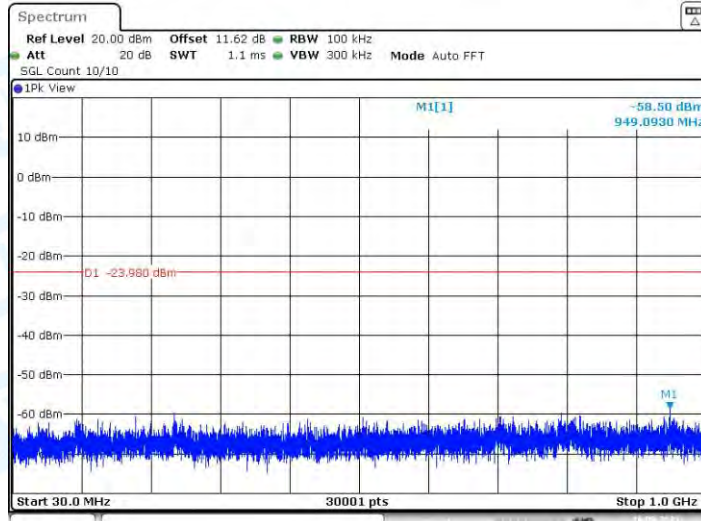
11B-CDD_Ant2_2412_1000~26500



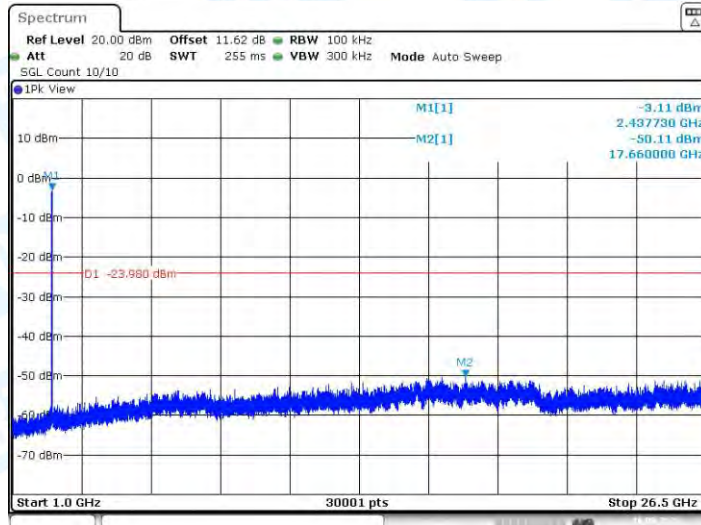
11B-CDD_Ant1_2437_0~Reference



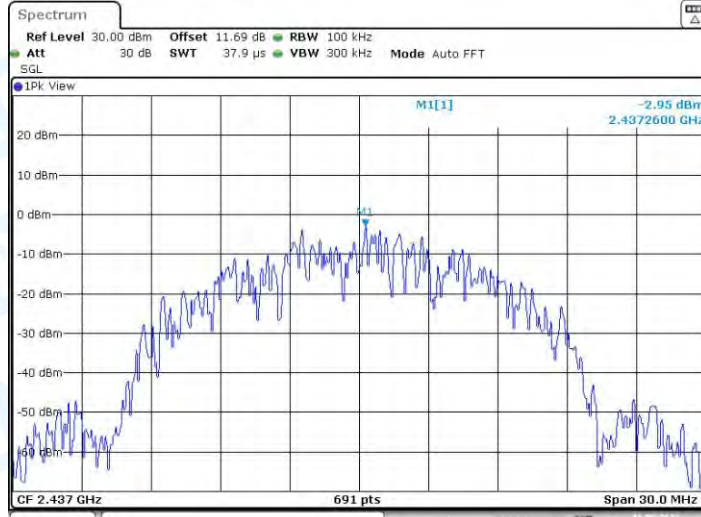
11B-CDD_Ant1_2437_30~1000



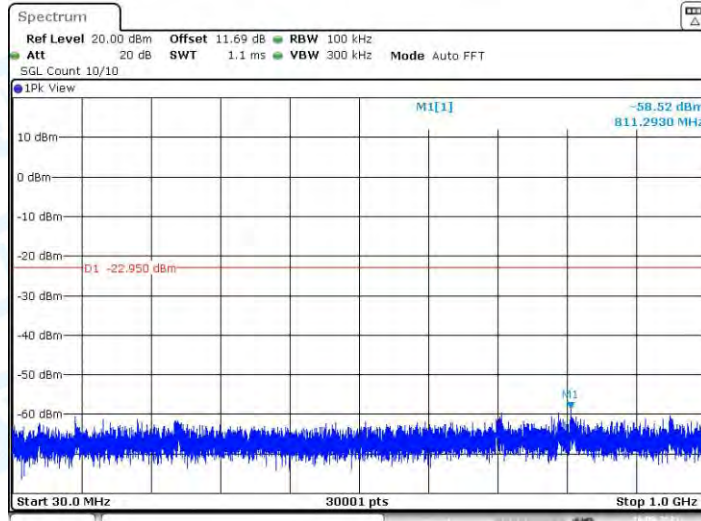
11B-CDD_Ant1_2437_1000~26500



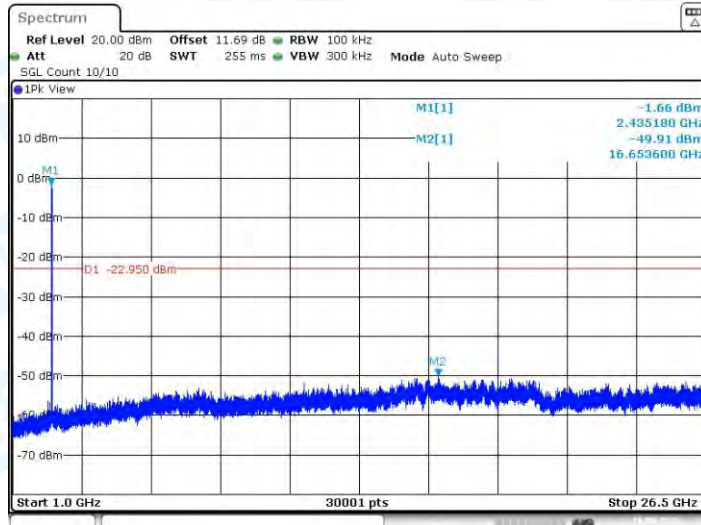
11B-CDD_Ant2_2437_0~Reference



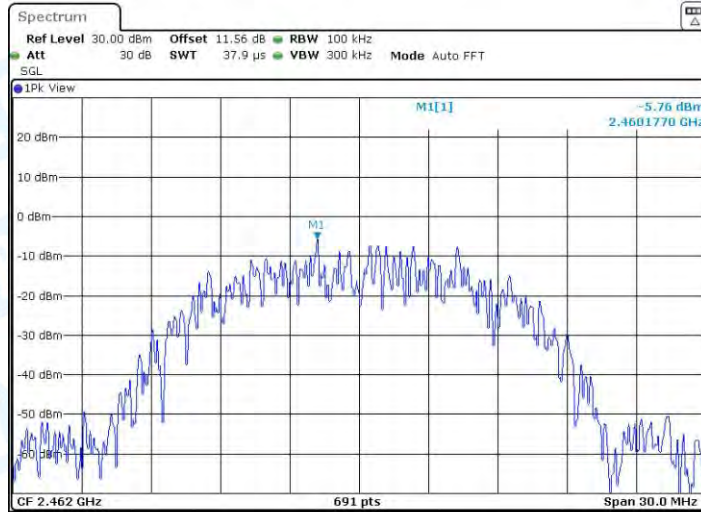
11B-CDD_Ant2_2437_30~1000



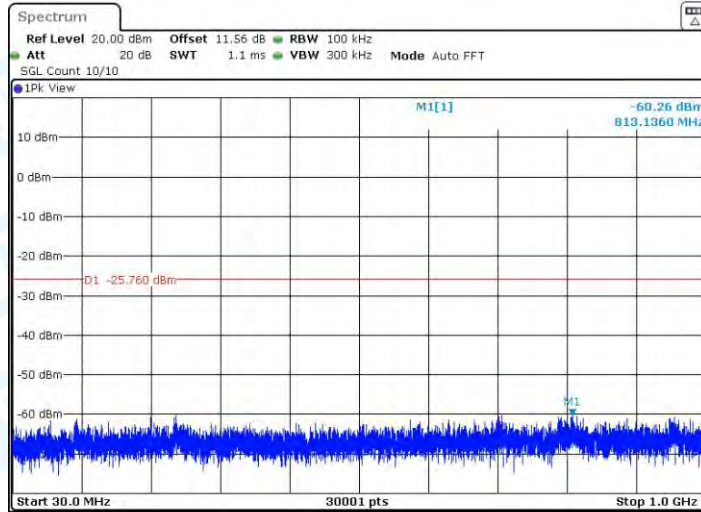
11B-CDD_Ant2_2437_1000~26500



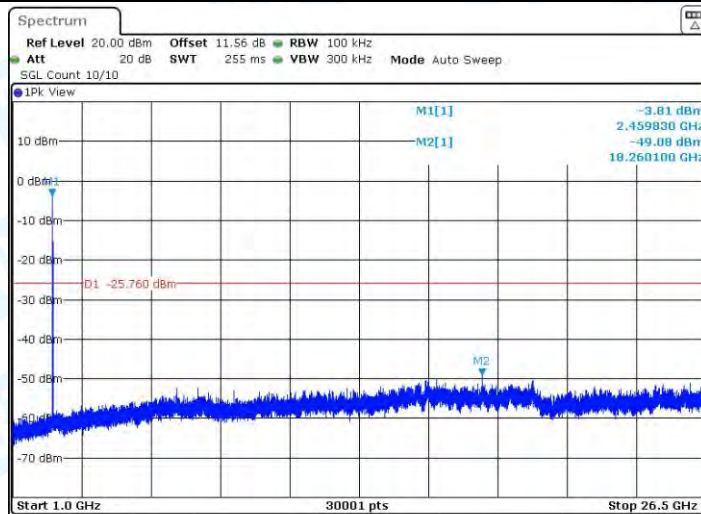
11B-CDD_Ant1_2462_0~Reference



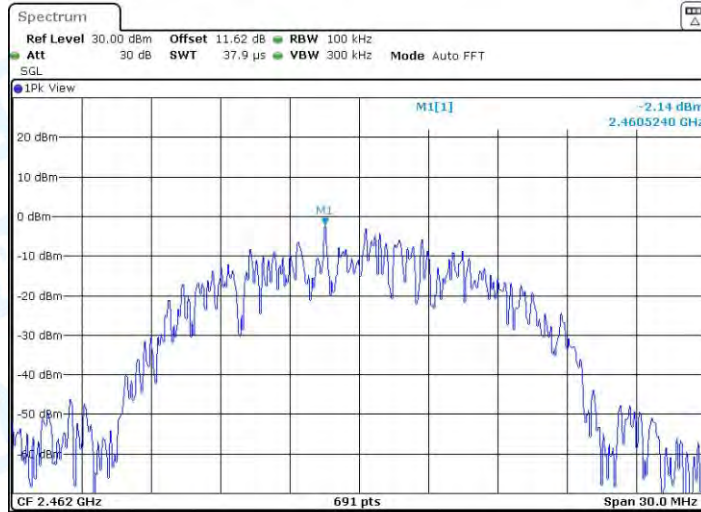
11B-CDD_Ant1_2462_30~1000



11B-CDD_Ant1_2462_1000~26500

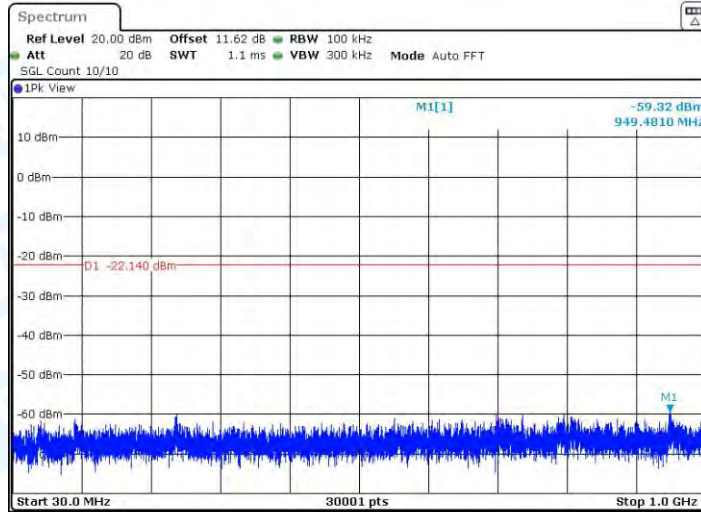


11B-CDD_Ant2_2462_0~Reference



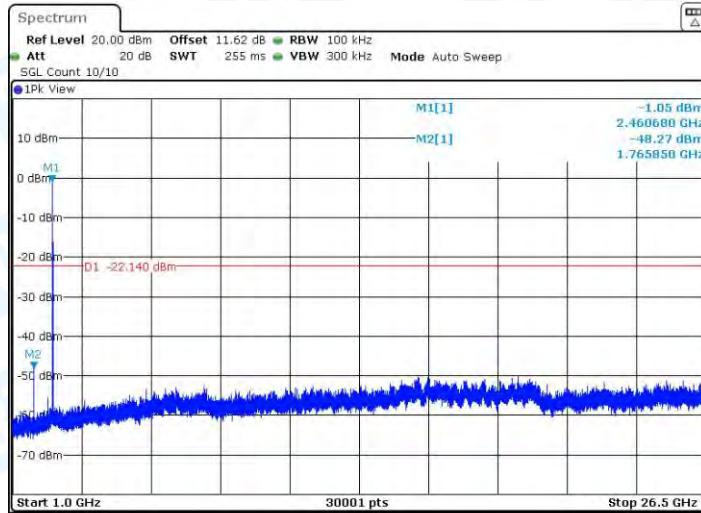
Date: 16.SEP.2021 14:13:27

11B-CDD_Ant2_2462_30~1000



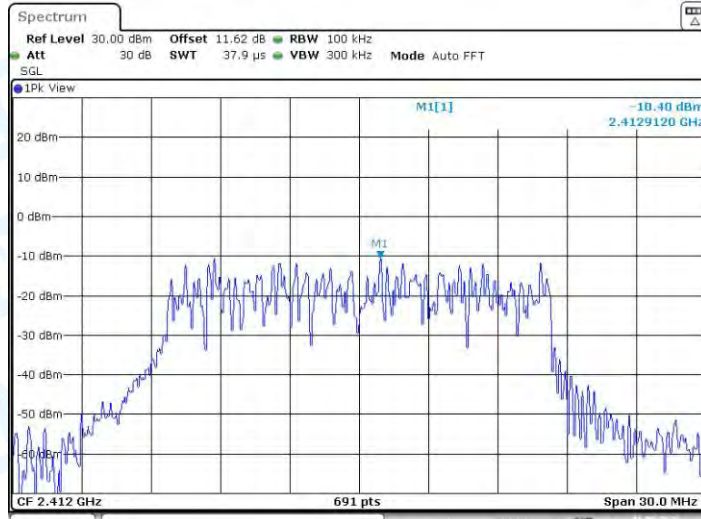
Date: 16.SEP.2021 14:13:32

11B-CDD_Ant2_2462_1000~26500



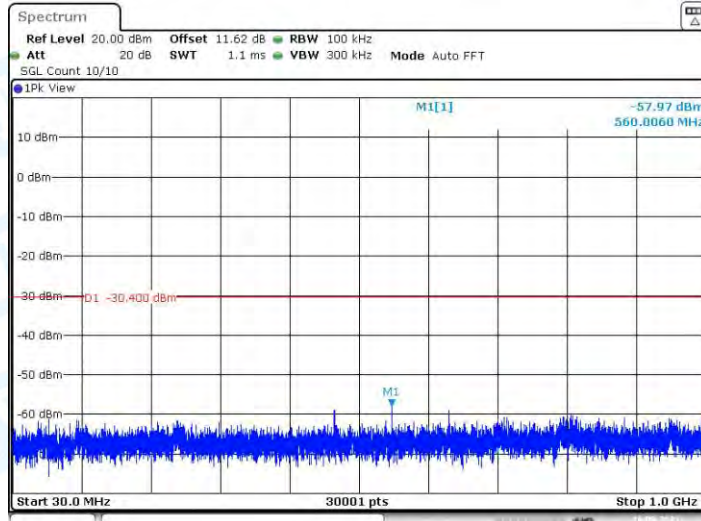
Date: 16.SEP.2021 14:13:54

11G-CDD_Ant1_2412_0~Reference



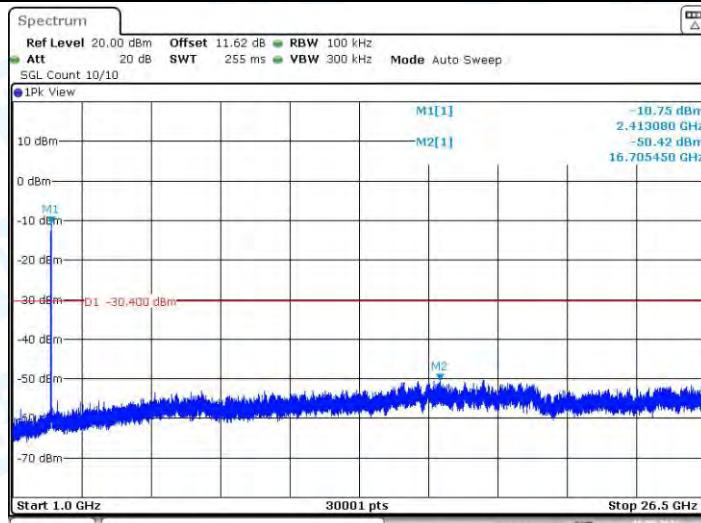
Date: 16.SEP.2021 14:42:08

11G-CDD_Ant1_2412_30~1000



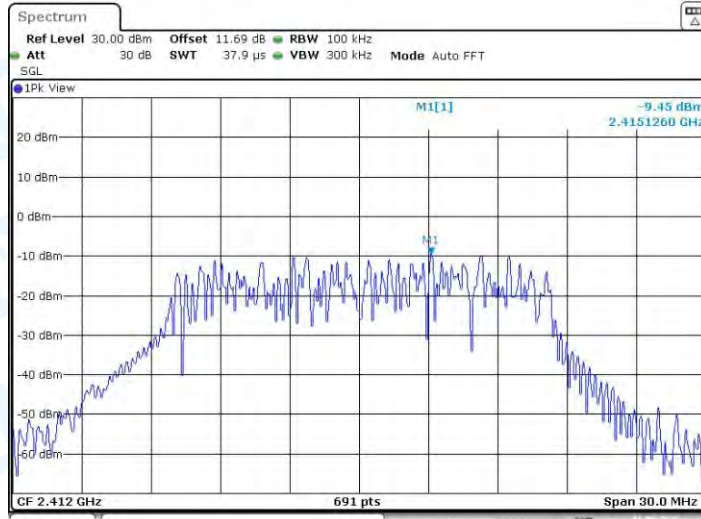
Date: 16.SEP.2021 14:42:13

11G-CDD_Ant1_2412_1000~26500

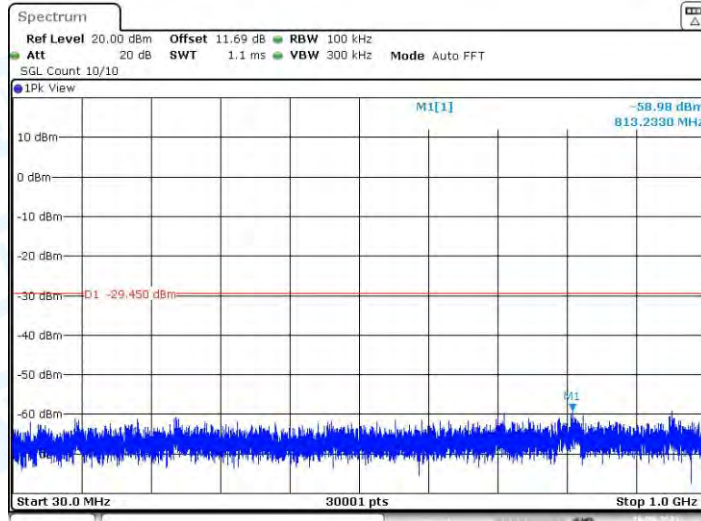


Date: 16.SEP.2021 14:42:36

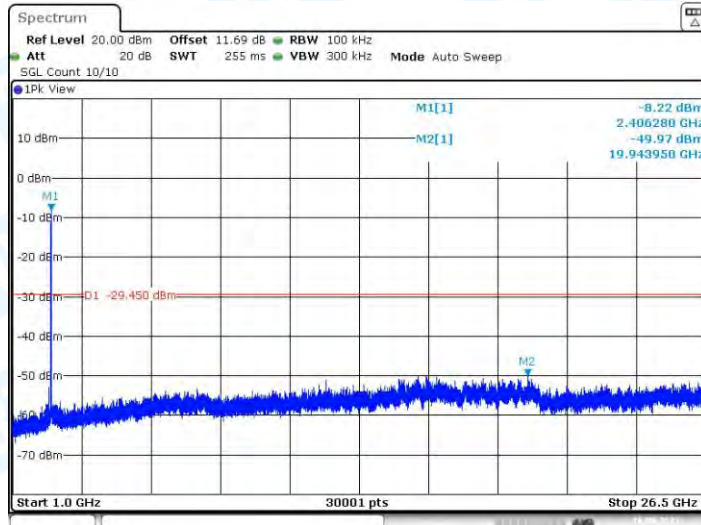
11G-CDD_Ant2_2412_0~Reference



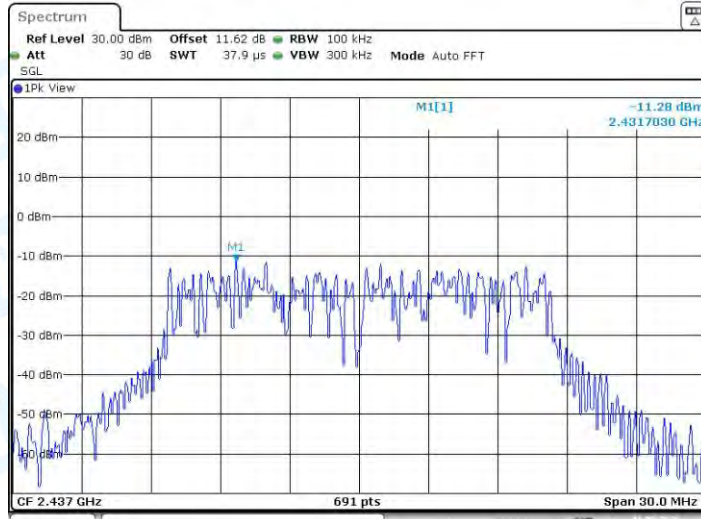
11G-CDD_Ant2_2412_30~1000



11G-CDD_Ant2_2412_1000~26500

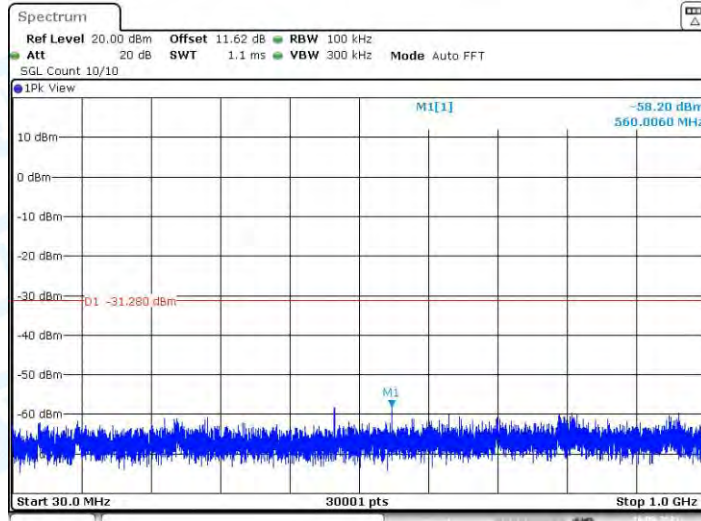


11G-CDD_Ant1_2437_0~Reference



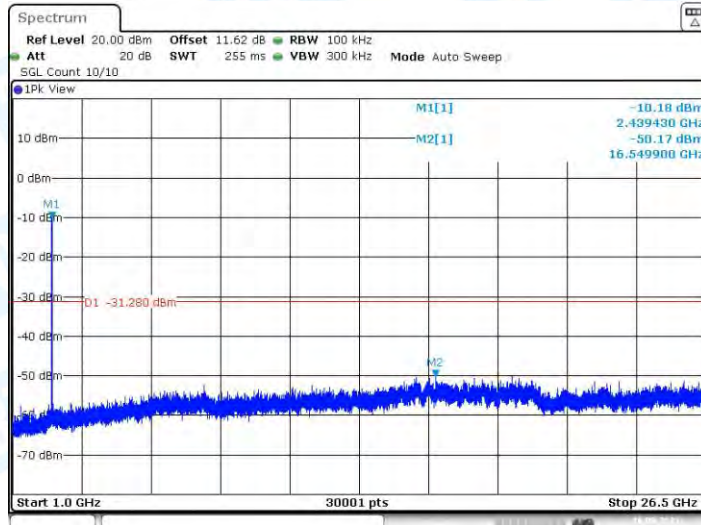
Date: 16.SEP.2021 14:53:28

11G-CDD_Ant1_2437_30~1000



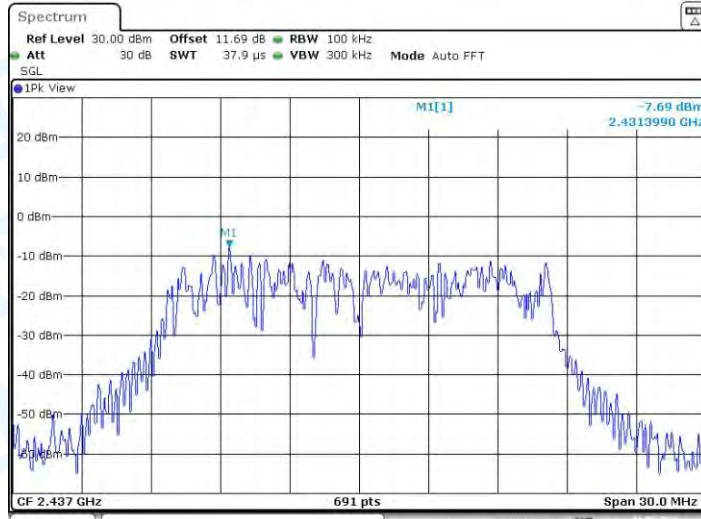
Date: 16.SEP.2021 14:53:33

11G-CDD_Ant1_2437_1000~26500



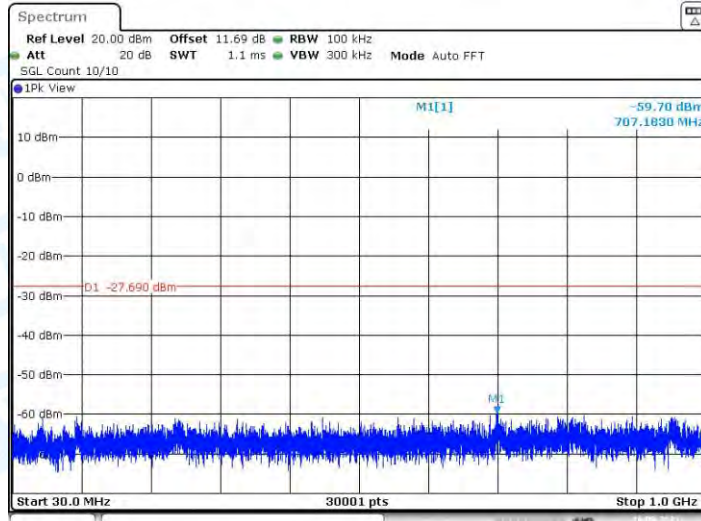
Date: 16.SEP.2021 14:53:56

11G-CDD_Ant2_2437_0~Reference



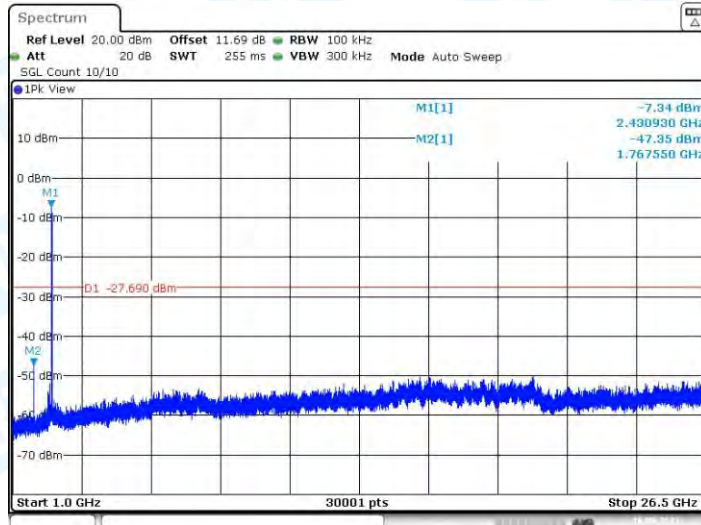
Date: 16.SEP.2021 14:55:23

11G-CDD_Ant2_2437_30~1000



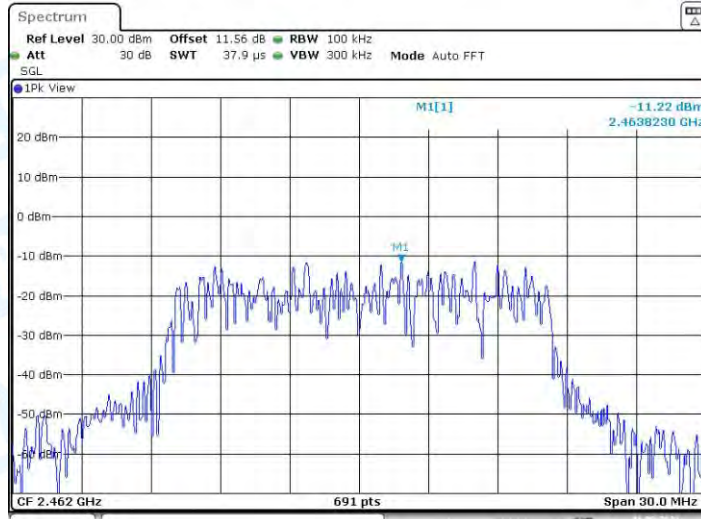
Date: 16.SEP.2021 14:55:28

11G-CDD_Ant2_2437_1000~26500

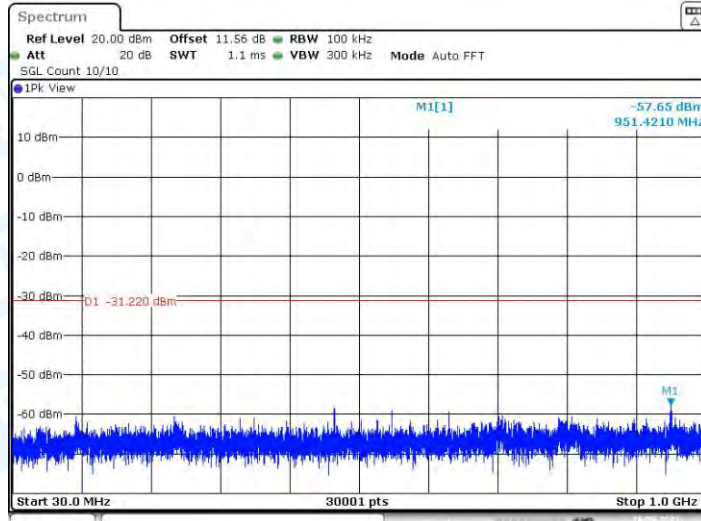


Date: 16.SEP.2021 14:55:51

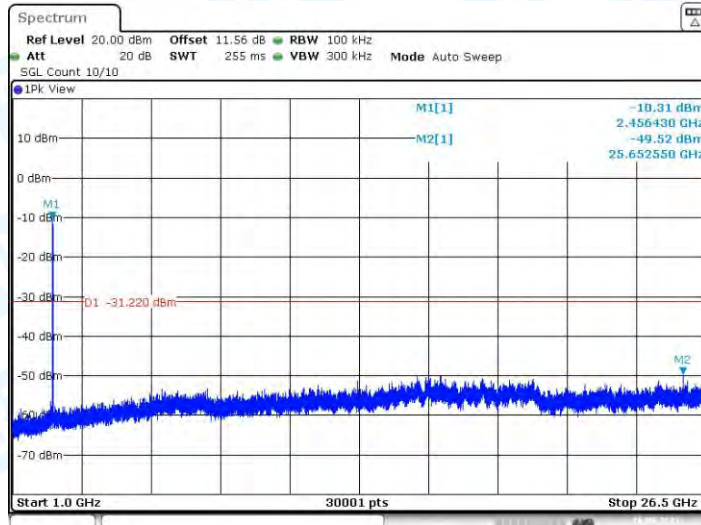
11G-CDD_Ant1_2462_0~Reference



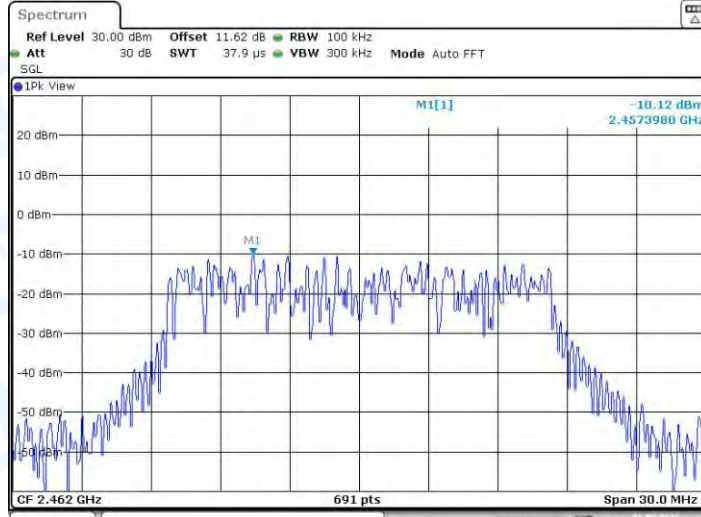
11G-CDD_Ant1_2462_30~1000



11G-CDD_Ant1_2462_1000~26500

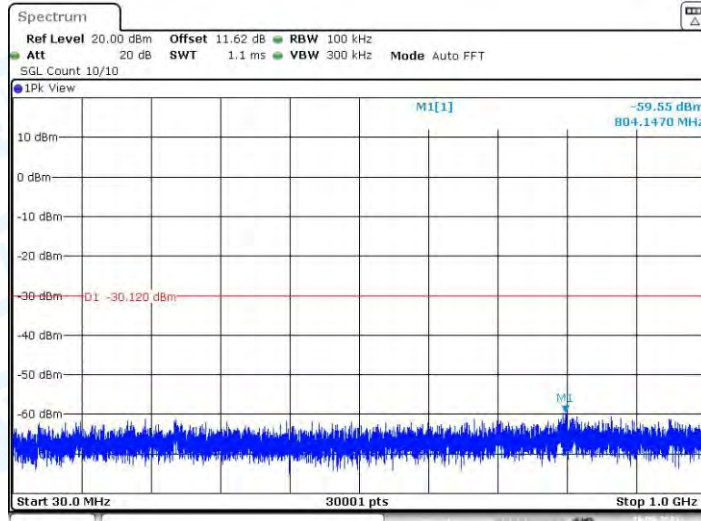


11G-CDD_Ant2_2462_0~Reference



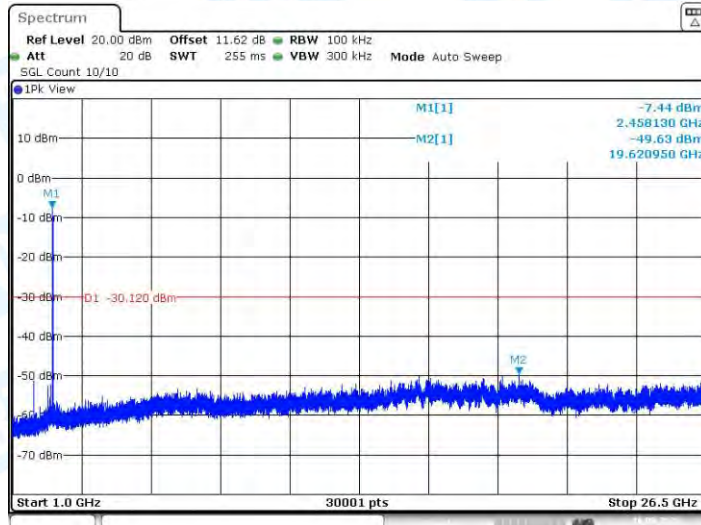
Date: 16.SEP.2021 15:01:58

11G-CDD_Ant2_2462_30~1000



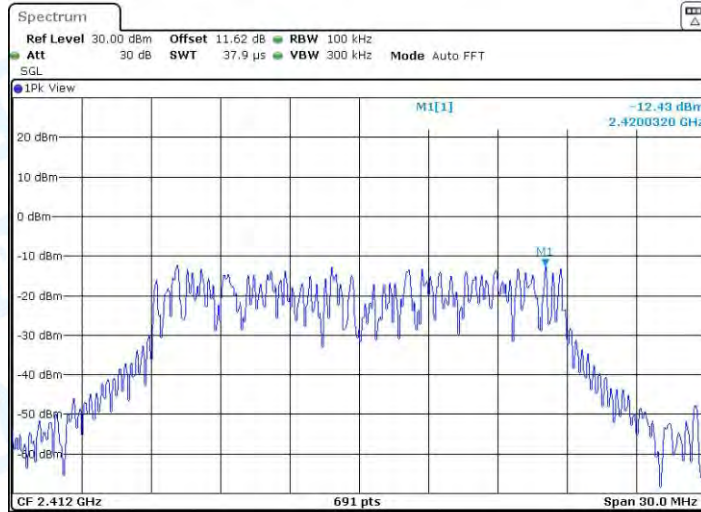
Date: 16.SEP.2021 15:02:03

11G-CDD_Ant2_2462_1000~26500



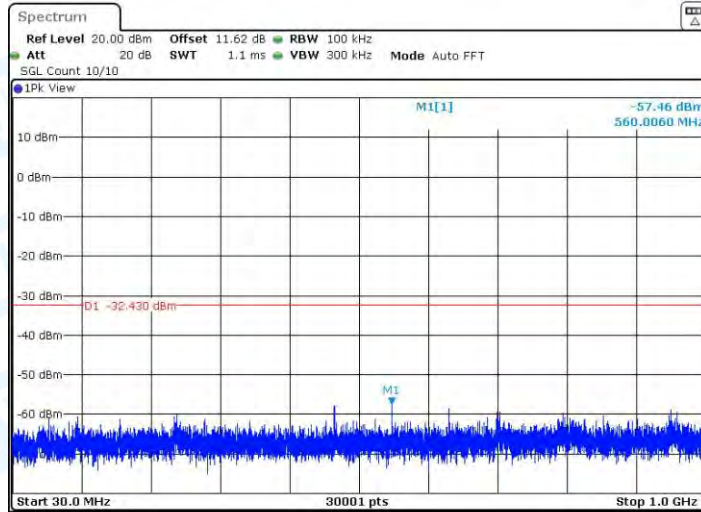
Date: 16.SEP.2021 15:02:26

11N20MIMO_Ant1_2412_0~Reference



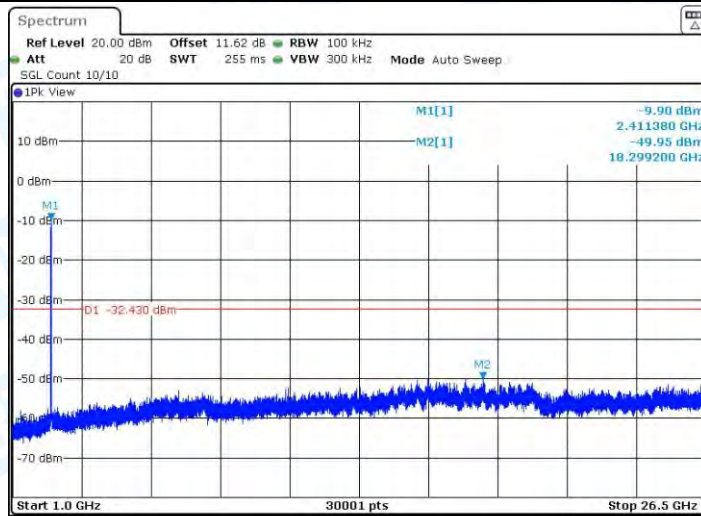
Date: 16.SEP.2021 15:06:45

11N20MIMO_Ant1_2412_30~1000



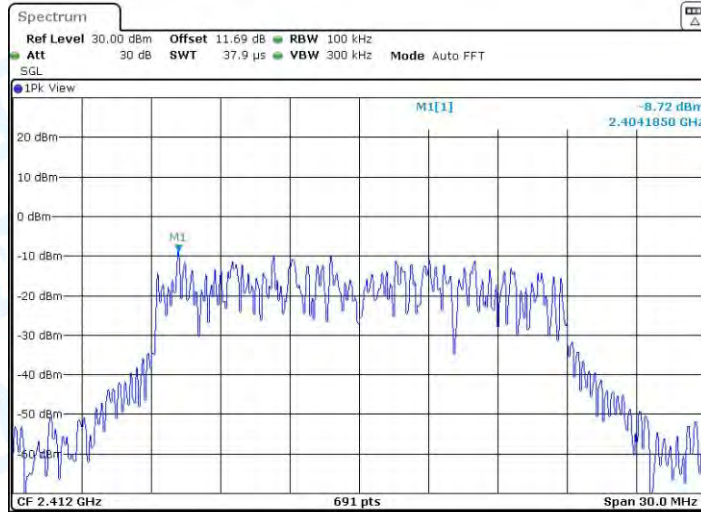
Date: 16.SEP.2021 15:06:51

11N20MIMO_Ant1_2412_1000~26500



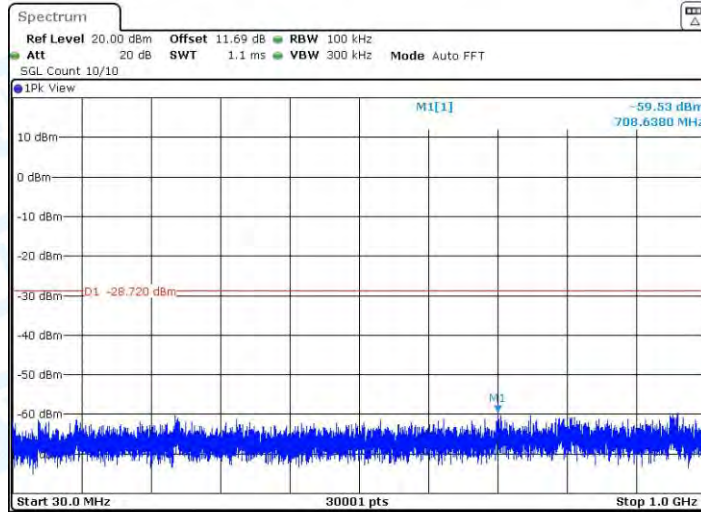
Date: 16.SEP.2021 15:07:13

11N20MIMO_Ant2_2412_0~Reference



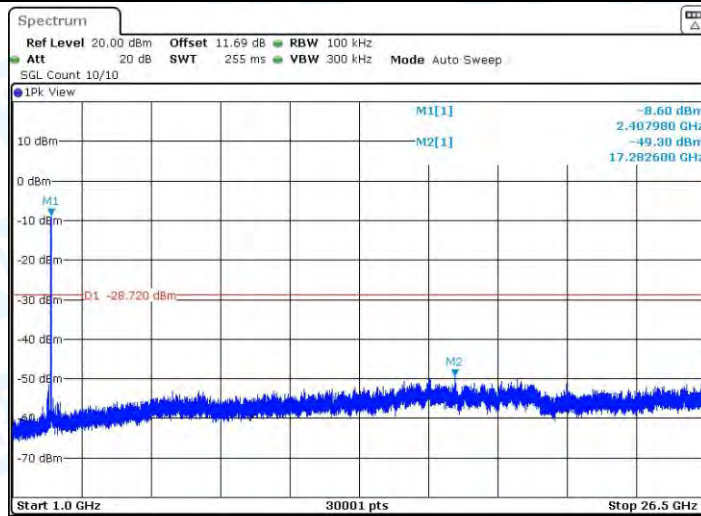
Date: 16.SEP.2021 15:09:42

11N20MIMO_Ant2_2412_30~1000



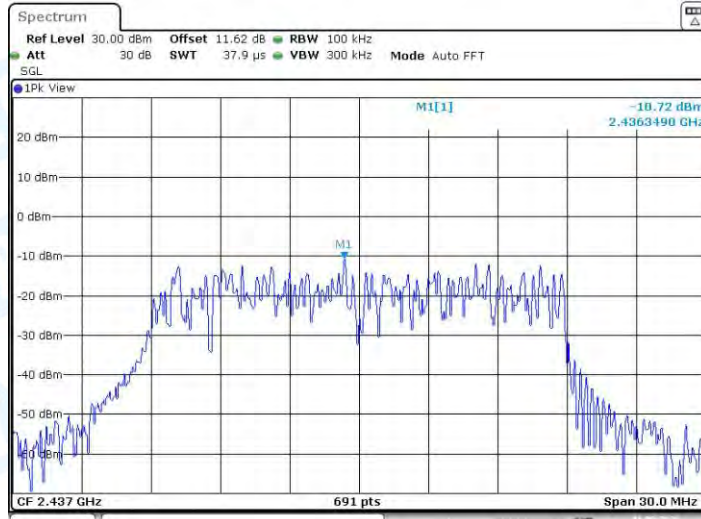
Date: 16.SEP.2021 15:09:47

11N20MIMO_Ant2_2412_1000~26500



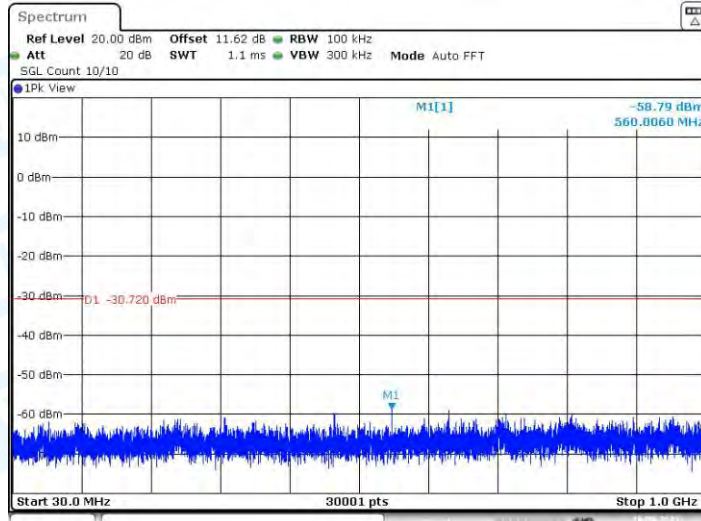
Date: 16.SEP.2021 15:10:10

11N20MIMO_Ant1_2437_0~Reference



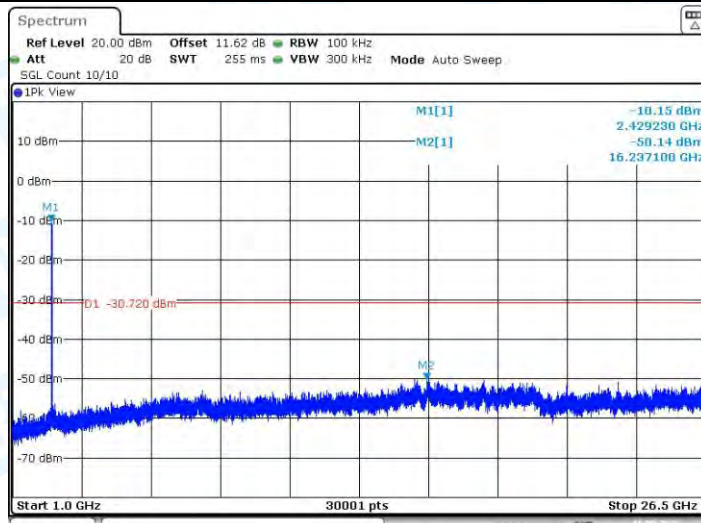
Date: 16.SEP.2021 15:12:15

11N20MIMO_Ant1_2437_30~1000



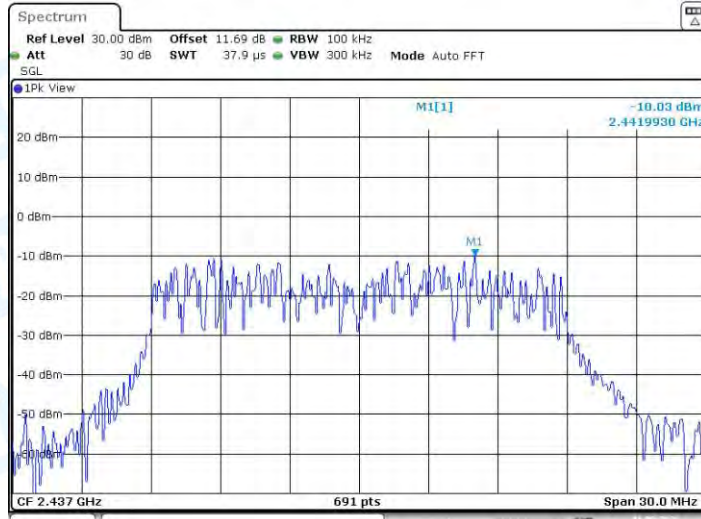
Date: 16.SEP.2021 15:12:20

11N20MIMO_Ant1_2437_1000~26500



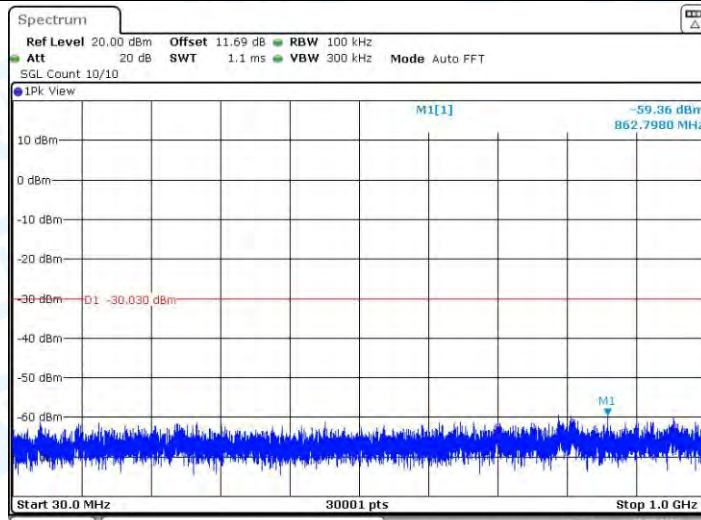
Date: 16.SEP.2021 15:12:43

11N20MIMO_Ant2_2437_0~Reference



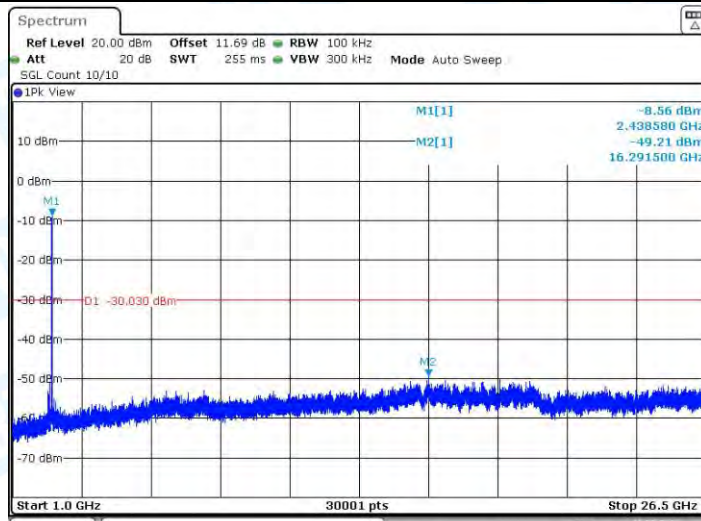
Date: 16.SEP.2021 15:14:01

11N20MIMO_Ant2_2437_30~1000



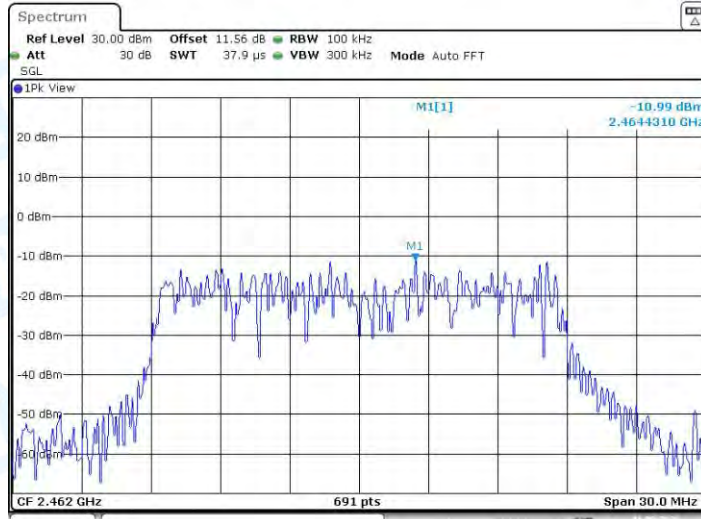
Date: 16.SEP.2021 15:14:06

11N20MIMO_Ant2_2437_1000~26500

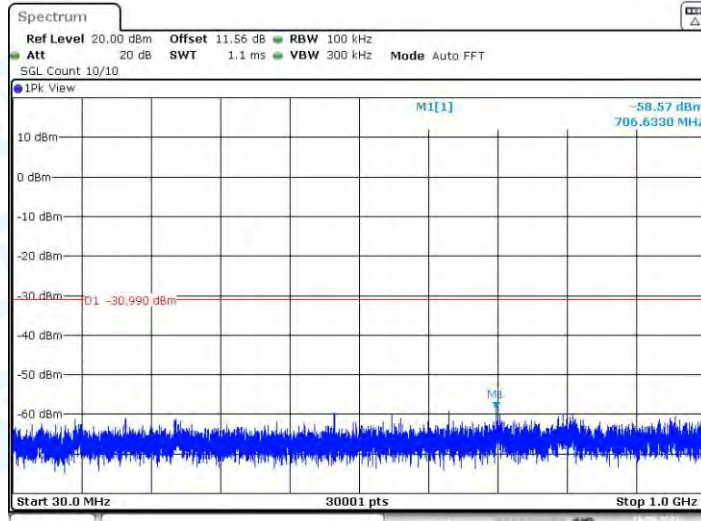


Date: 16.SEP.2021 15:14:29

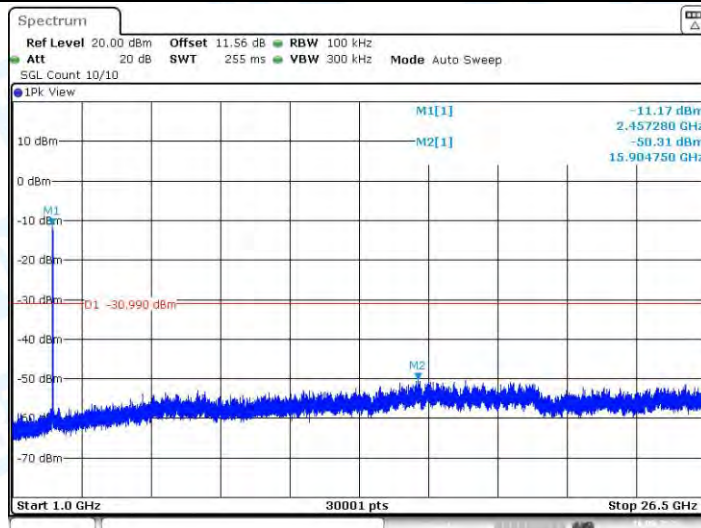
11N20MIMO_Ant1_2462_0~Reference



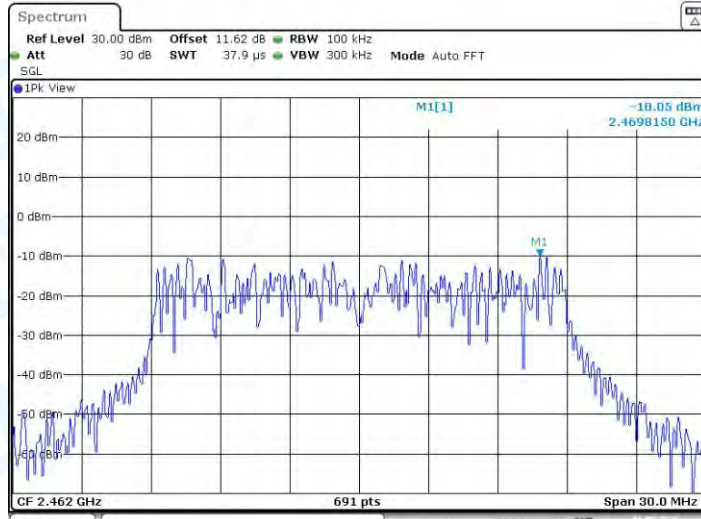
11N20MIMO_Ant1_2462_30~1000



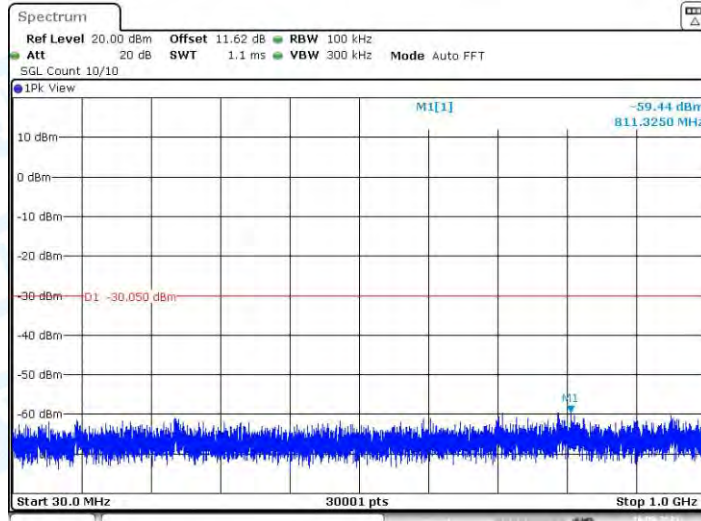
11N20MIMO_Ant1_2462_1000~26500



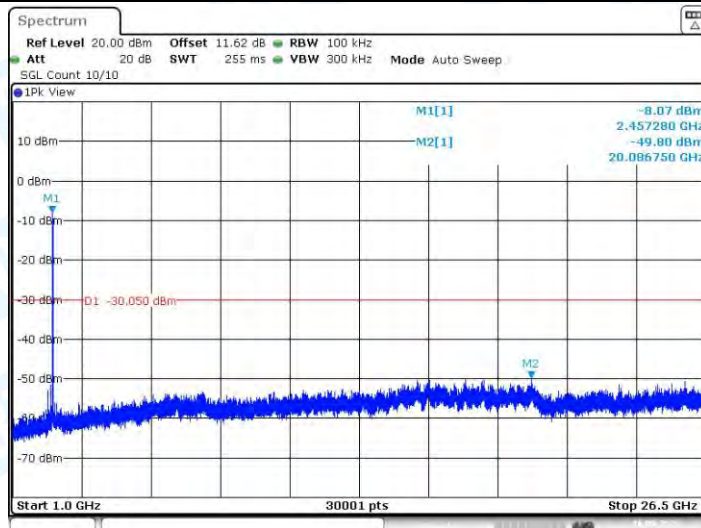
11N20MIMO_Ant2_2462_0~Reference



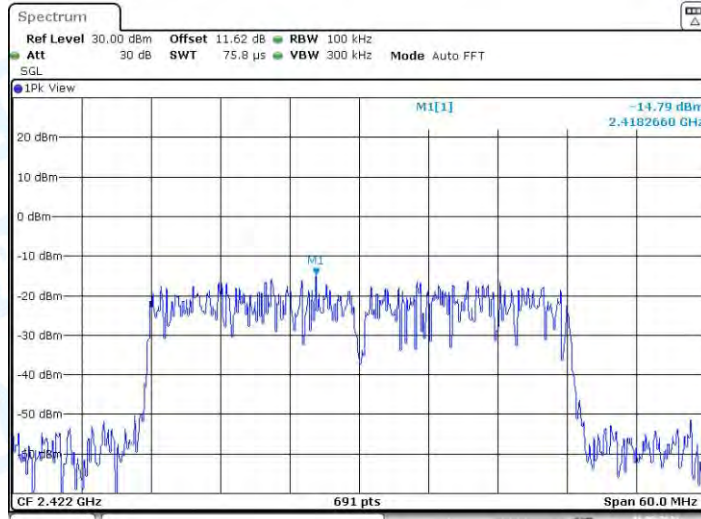
11N20MIMO_Ant2_2462_30~1000



11N20MIMO_Ant2_2462_1000~26500

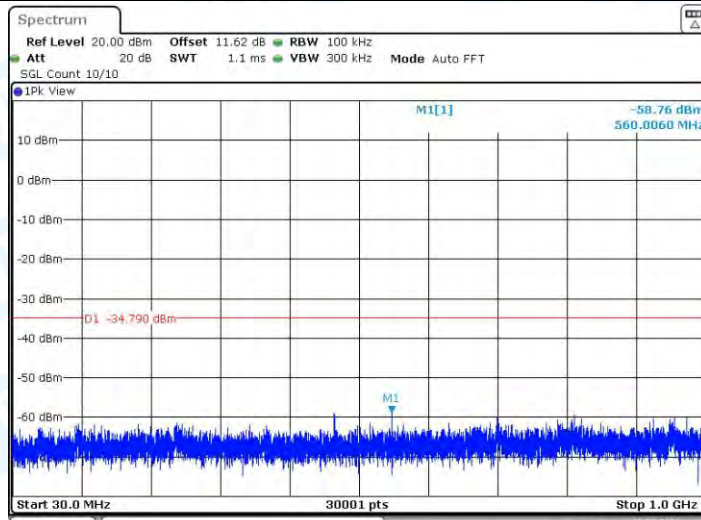


11N40MIMO_Ant1_2422_0~Reference



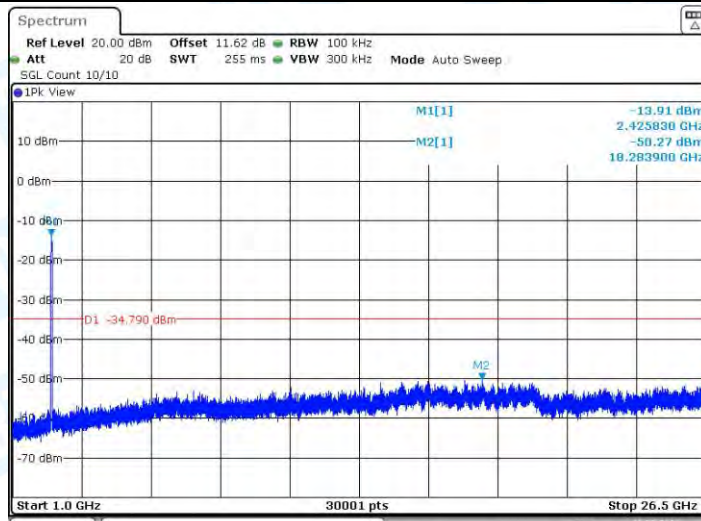
Date: 16.SEP.2021 16:19:54

11N40MIMO_Ant1_2422_30~1000



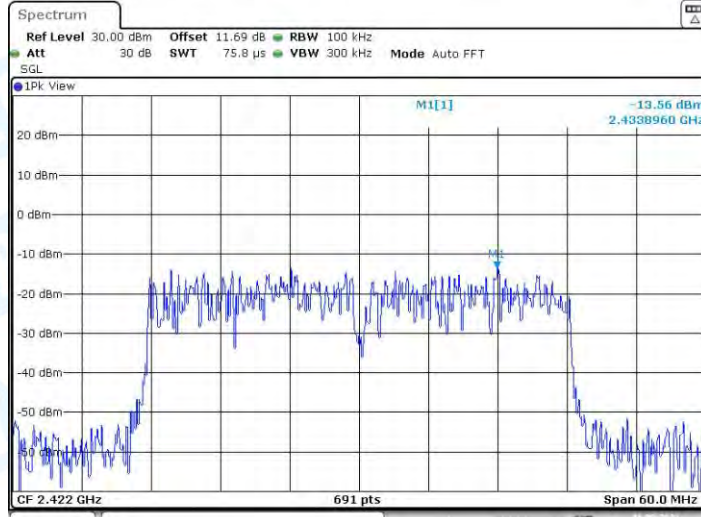
Date: 16.SEP.2021 16:19:59

11N40MIMO_Ant1_2422_1000~26500



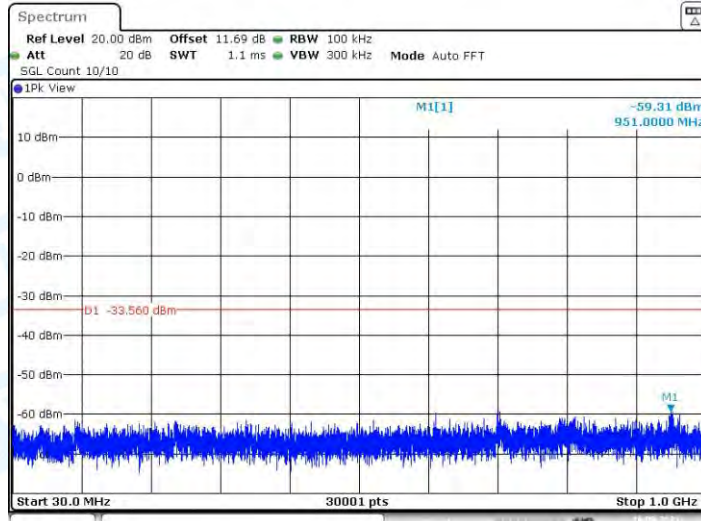
Date: 16.SEP.2021 16:20:22

11N40MIMO_Ant2_2422_0~Reference



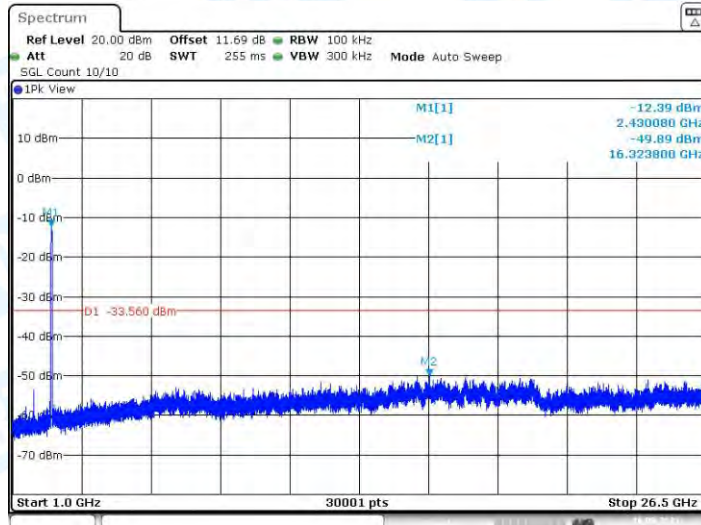
Date: 16.SEP.2021 16:26:39

11N40MIMO_Ant2_2422_30~1000



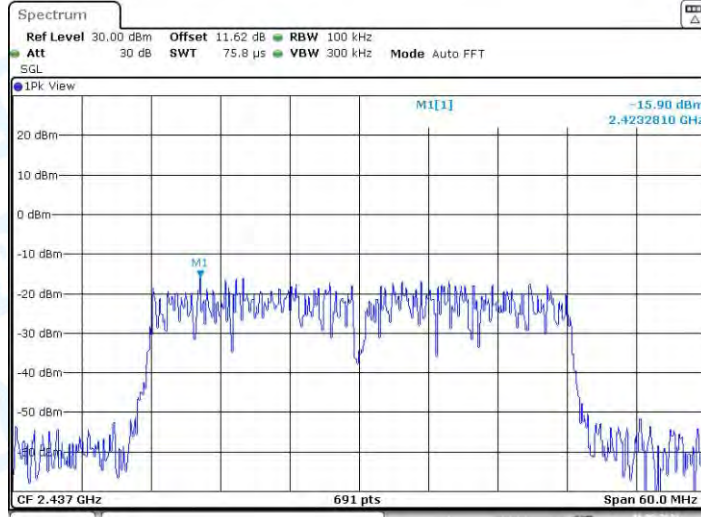
Date: 16.SEP.2021 16:26:44

11N40MIMO_Ant2_2422_1000~26500



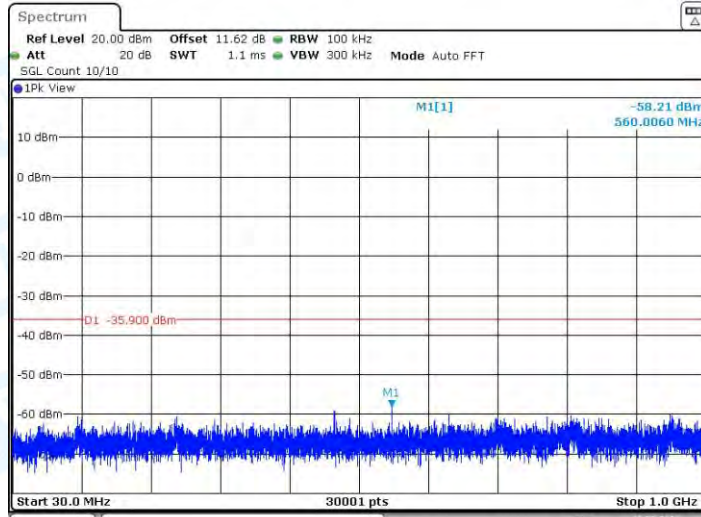
Date: 16.SEP.2021 16:27:07

11N40MIMO_Ant1_2437_0~Reference



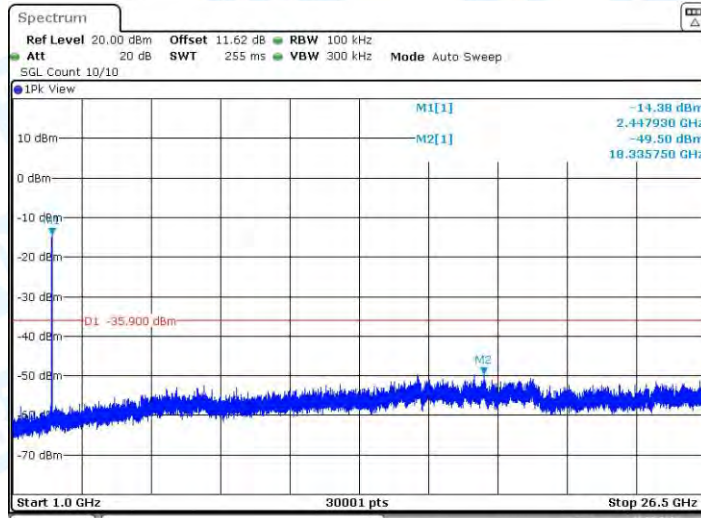
Date: 16.SEP.2021 16:29:13

11N40MIMO_Ant1_2437_30~1000



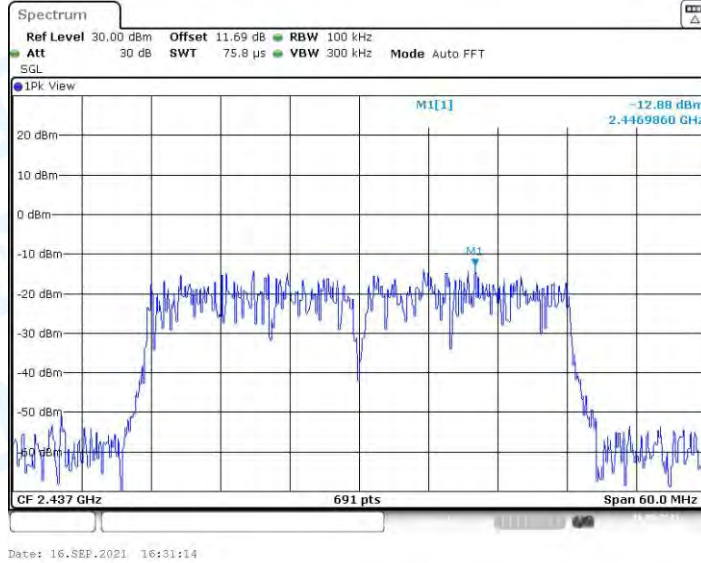
Date: 16.SEP.2021 16:29:19

11N40MIMO_Ant1_2437_1000~26500

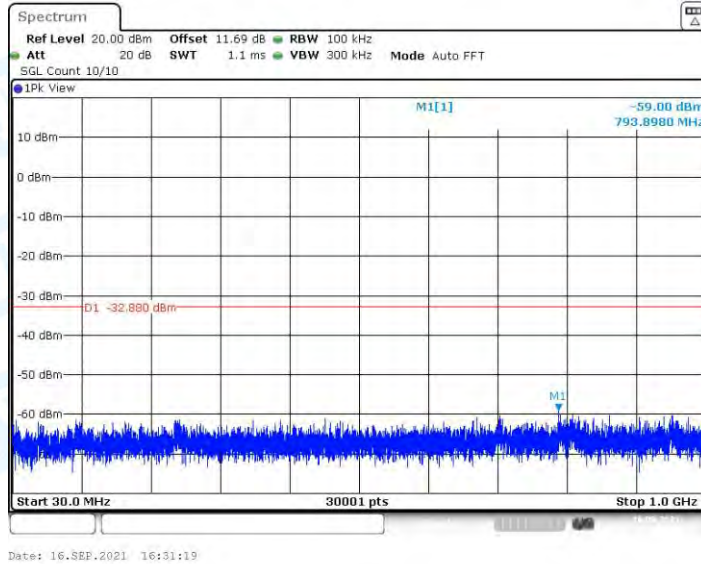


Date: 16.SEP.2021 16:29:41

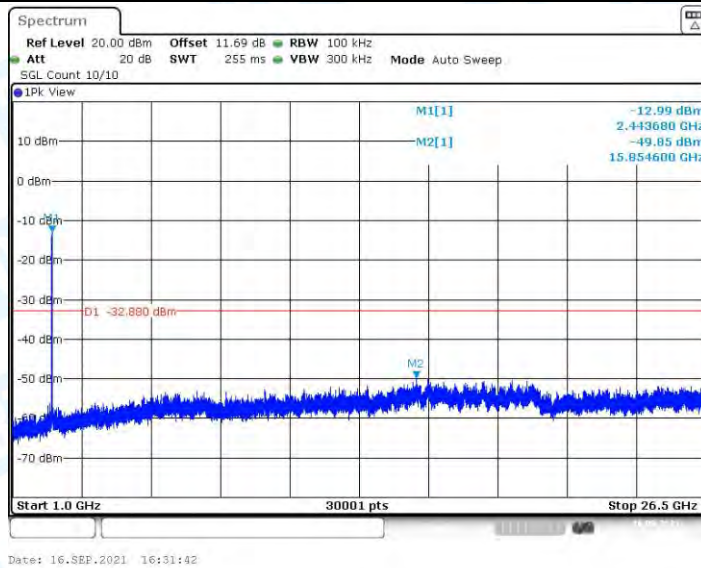
11N40MIMO_Ant2_2437_0~Reference



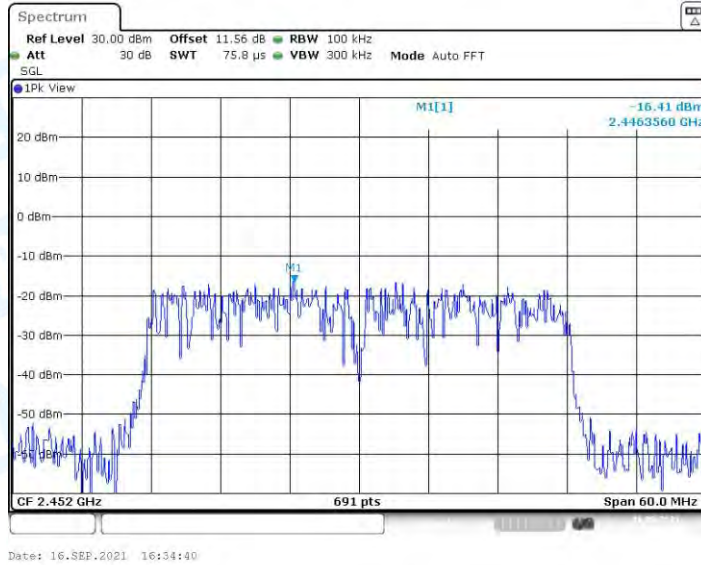
11N40MIMO_Ant2_2437_30~1000



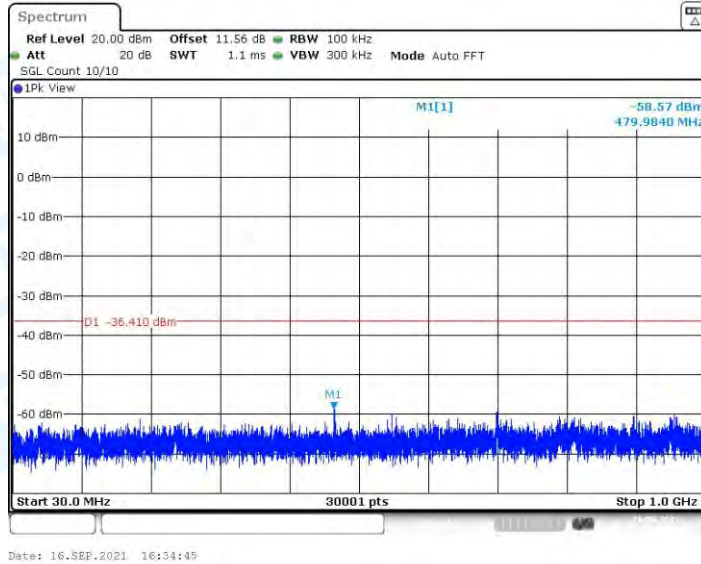
11N40MIMO_Ant2_2437_1000~26500



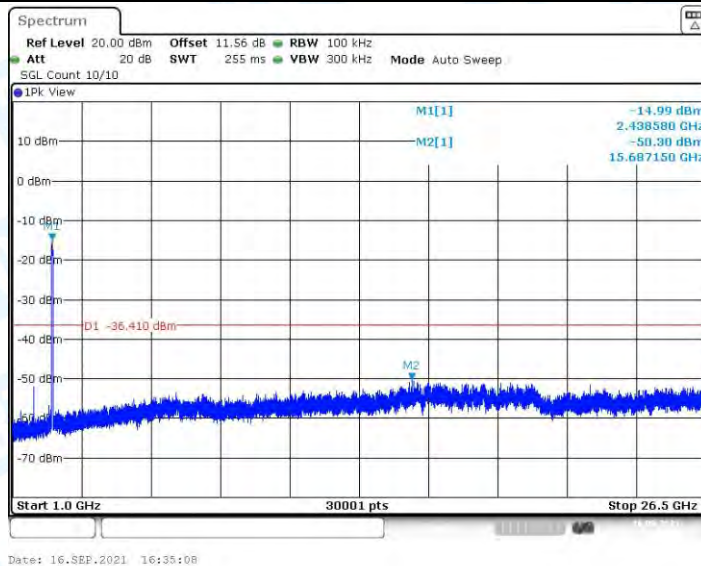
11N40MIMO_Ant1_2452_0~Reference



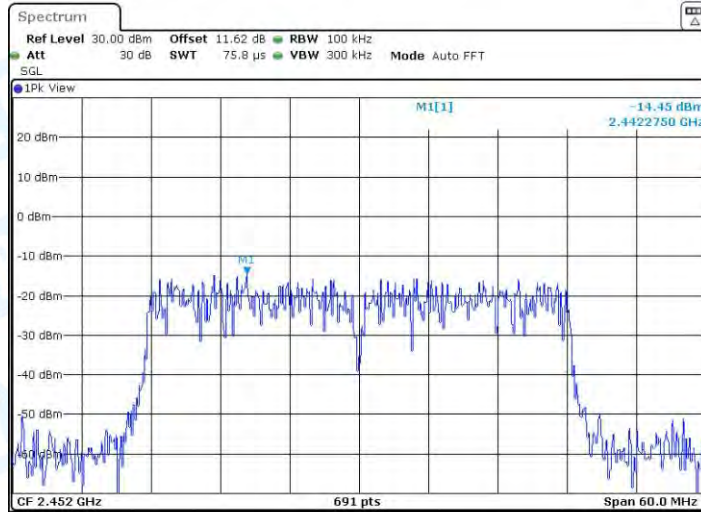
11N40MIMO_Ant1_2452_30~1000



11N40MIMO_Ant1_2452_1000~26500

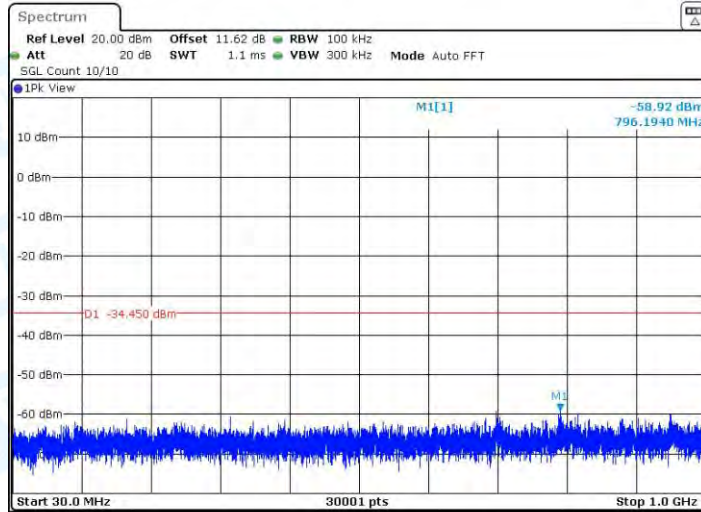


11N40MIMO_Ant2_2452_0~Reference



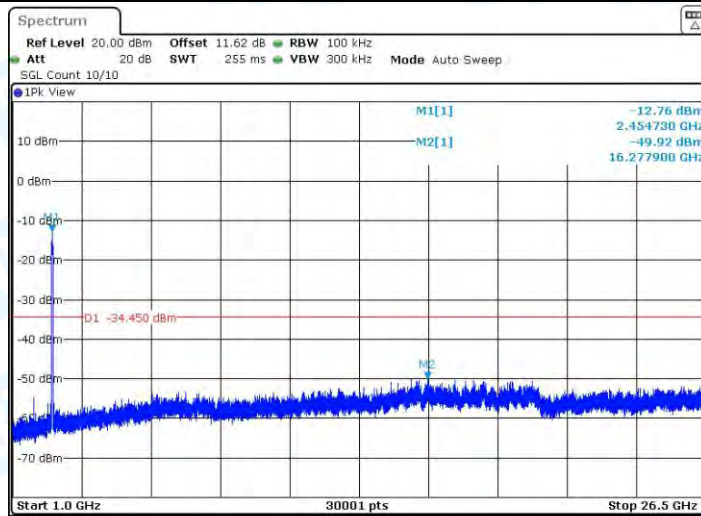
Date: 16.SEP.2021 16:38:06

11N40MIMO_Ant2_2452_30~1000



Date: 16.SEP.2021 16:38:11

11N40MIMO_Ant2_2452_1000~26500



Date: 16.SEP.2021 16:38:34