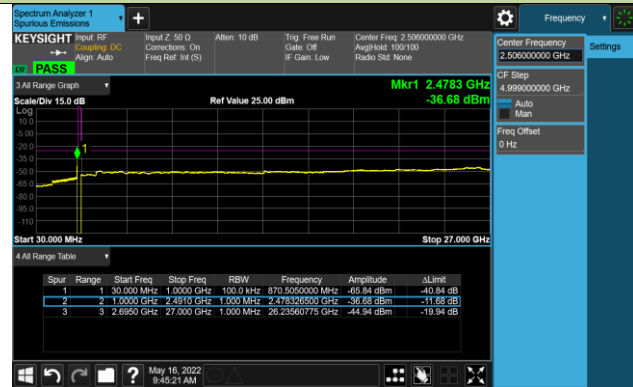
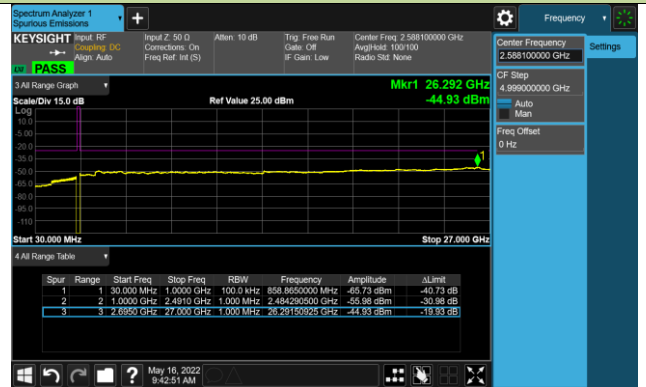


20+10MHz Channel Bandwidth

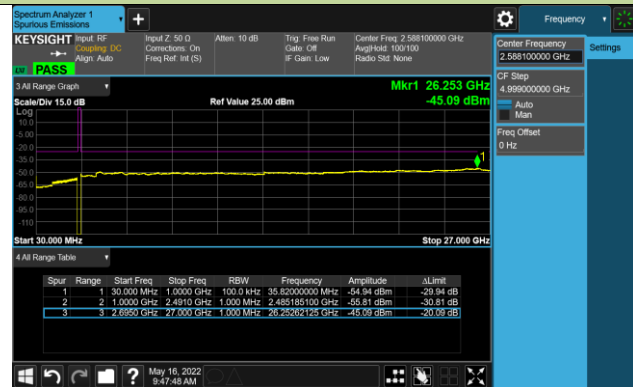
Lowest Channel



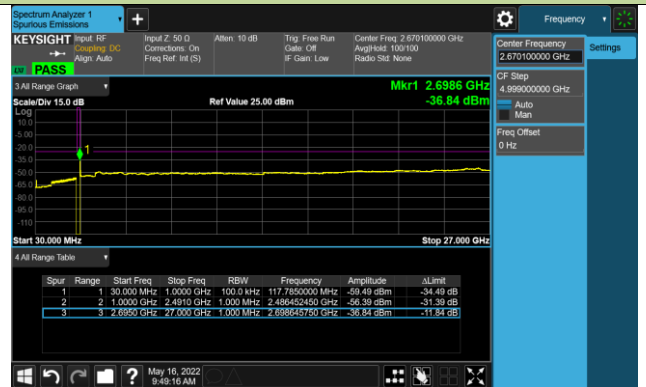
Middle Channel/1RB@0 and 1RB@49



Middle Channel/1RB@99 and 1RB@0

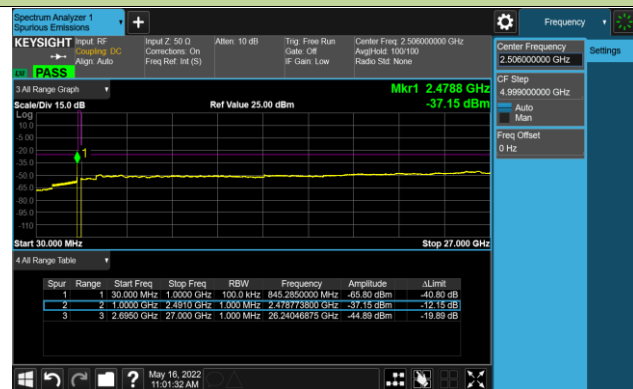


Highest Channel

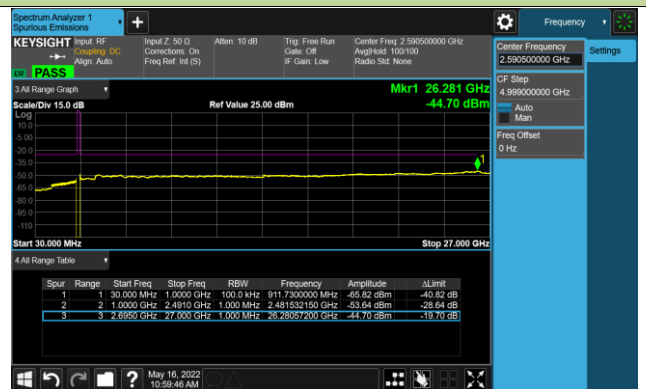


20+5MHz Channel Bandwidth

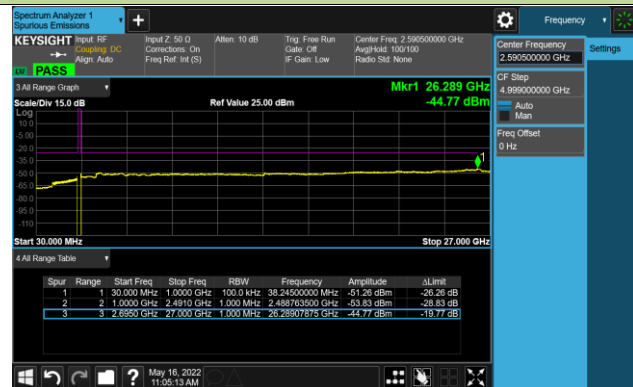
Lowest Channel



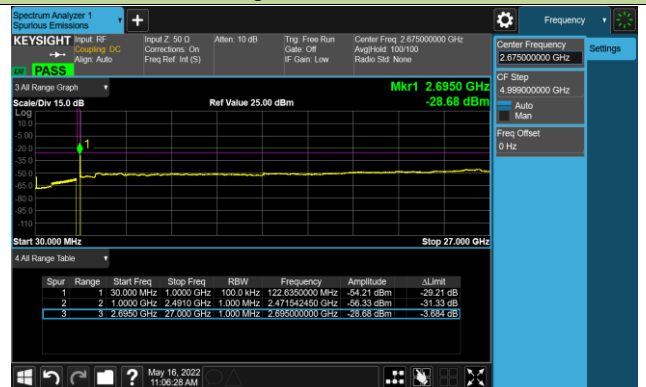
Middle Channel/1RB@0 and 1RB@24



Middle Channel/1RB@99 and 1RB@0

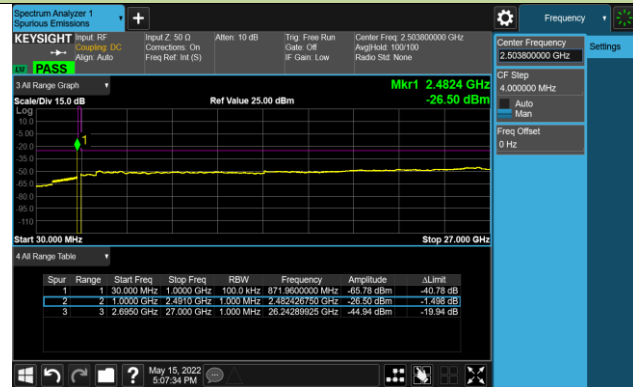


Highest Channel

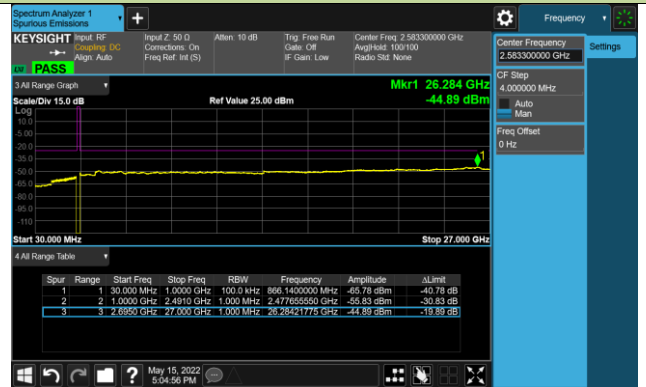


15+20MHz Channel Bandwidth

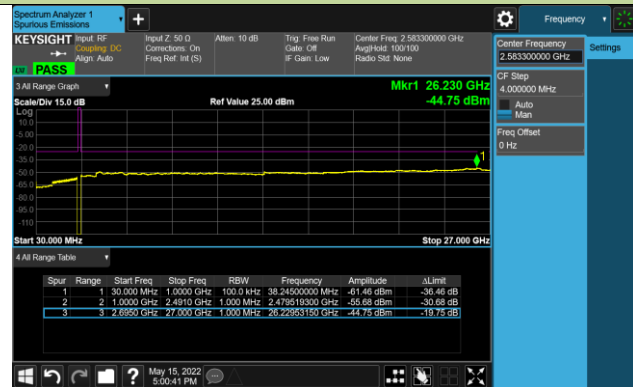
Lowest Channel



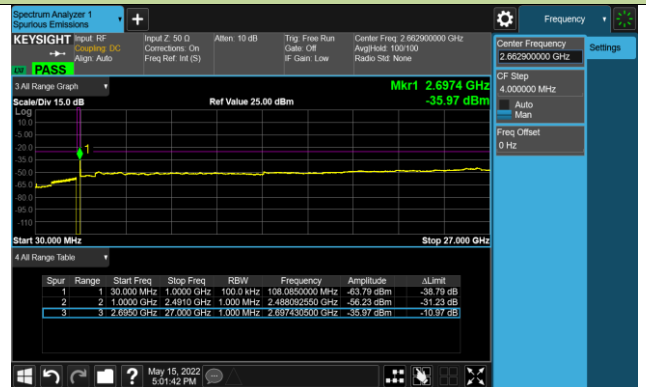
Middle Channel/1RB@0 and 1RB@99



Middle Channel/1RB@74 and 1RB@0

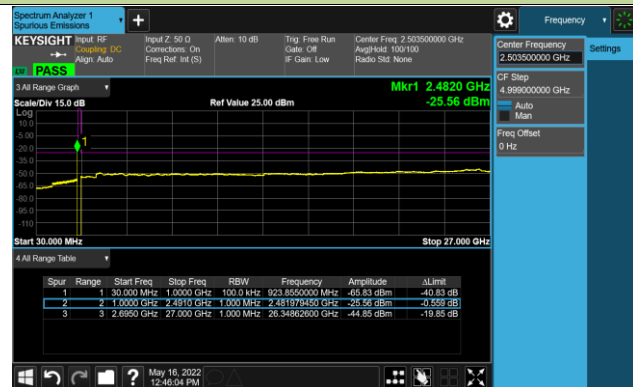


Highest Channel

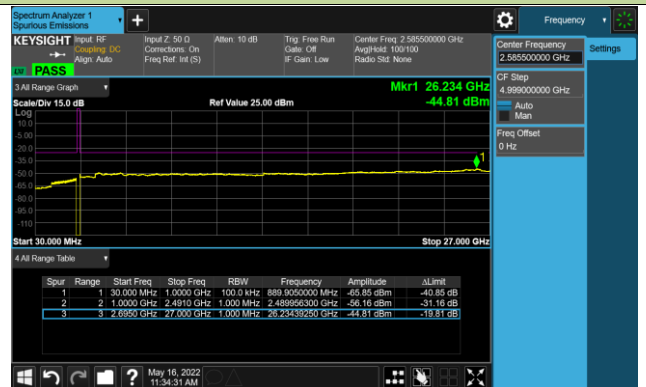


15+15MHz Channel Bandwidth

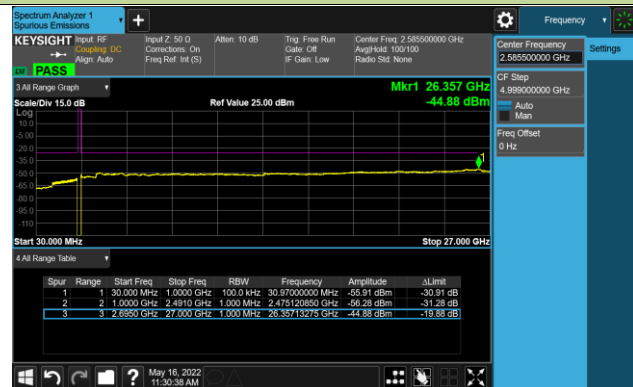
Lowest Channel



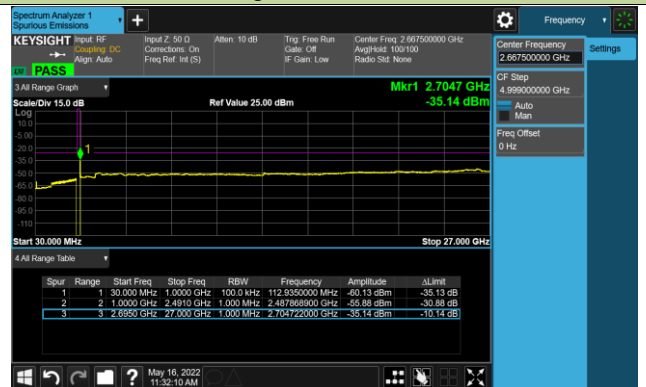
Middle Channel/1RB@0 and 1RB@74



Middle Channel/1RB@74 and 1RB@0

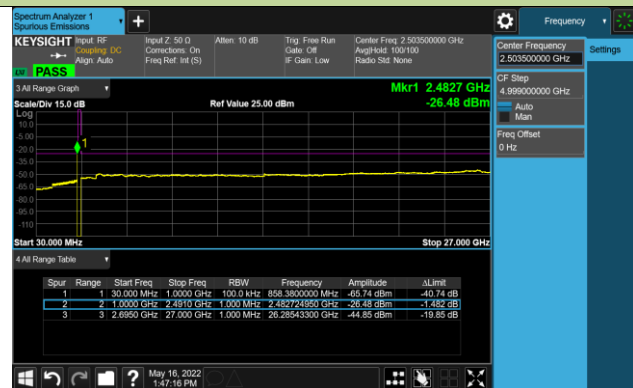


Highest Channel

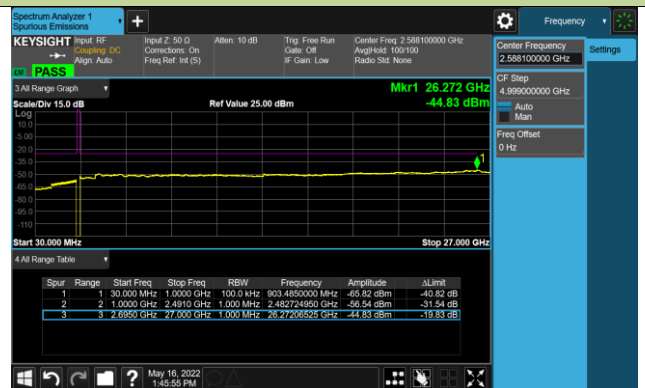


15+10MHz Channel Bandwidth

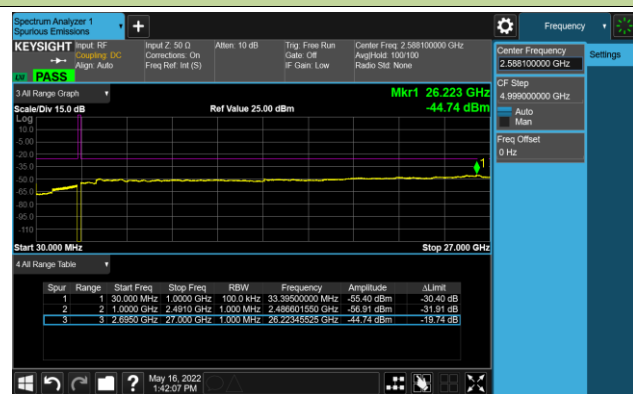
Lowest Channel



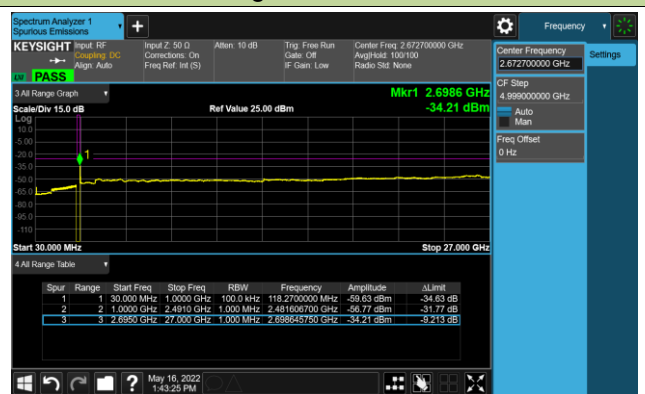
Middle Channel/1RB@0 and 1RB@49



Middle Channel/1RB@74 and 1RB@0

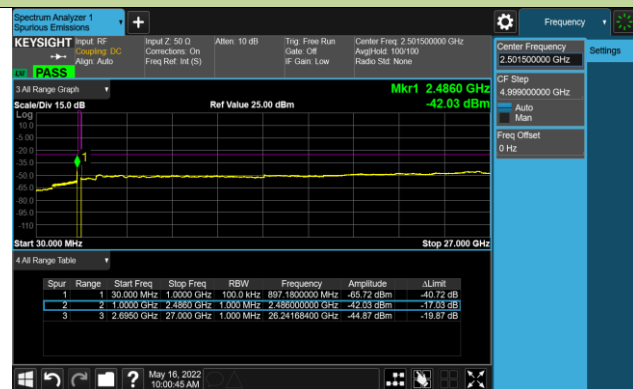


Highest Channel

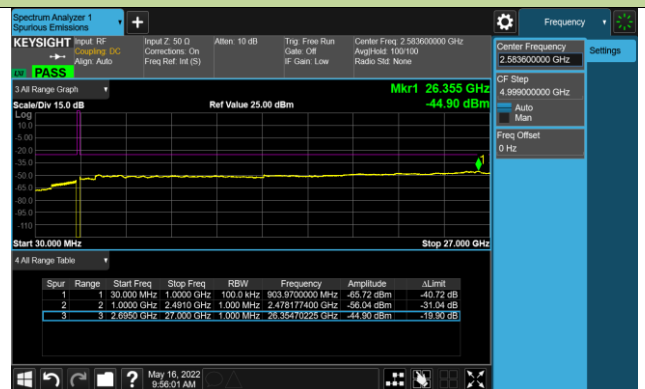


10+20MHz Channel Bandwidth

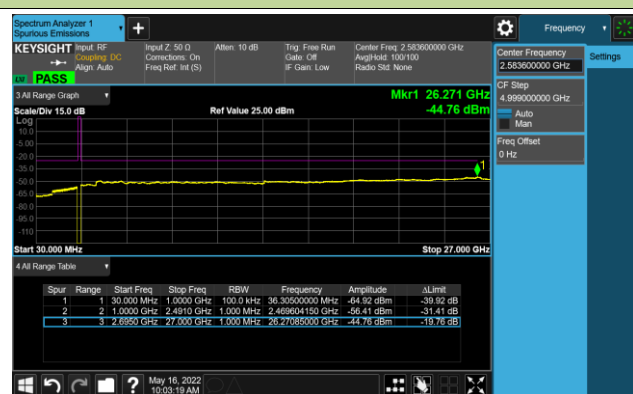
Lowest Channel



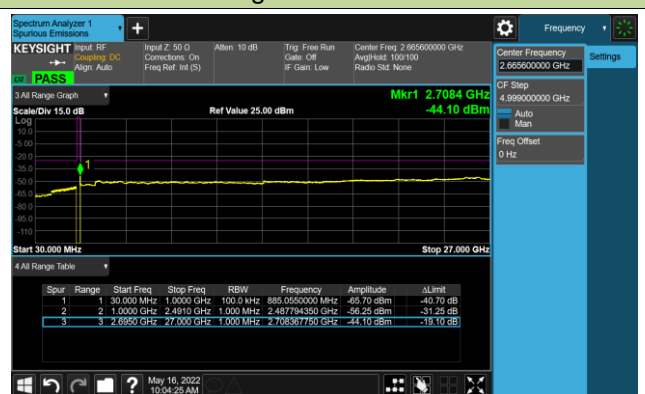
Middle Channel/1RB@49 and 1RB@99



Middle Channel/1RB@49 and 1RB@0

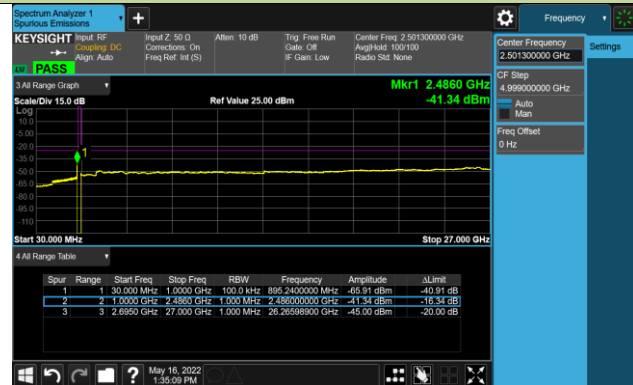


Highest Channel

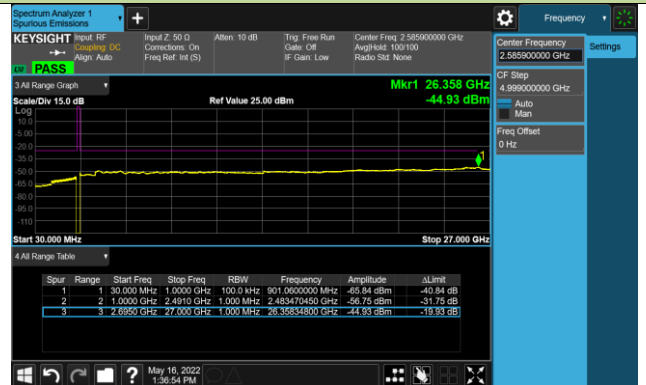


10+15MHz Channel Bandwidth

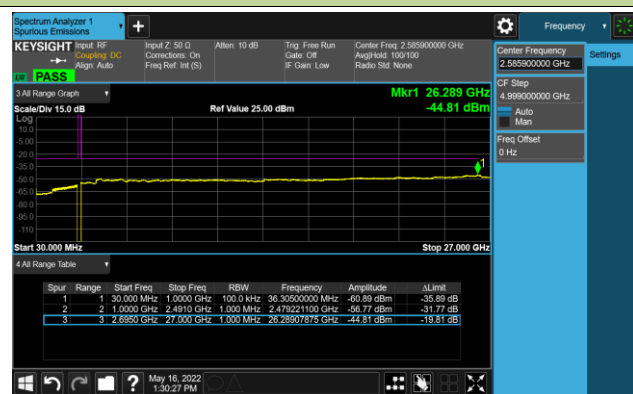
Lowest Channel



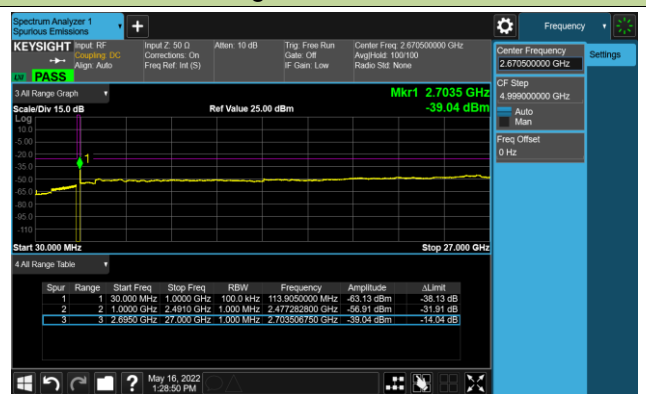
Middle Channel/1RB@0 and 1RB@74



Middle Channel/1RB@49 and 1RB@0

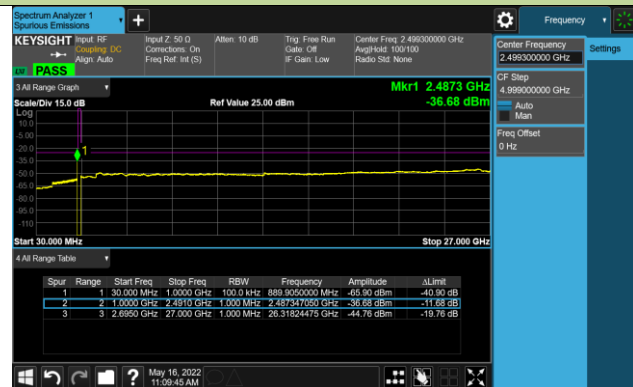


Highest Channel

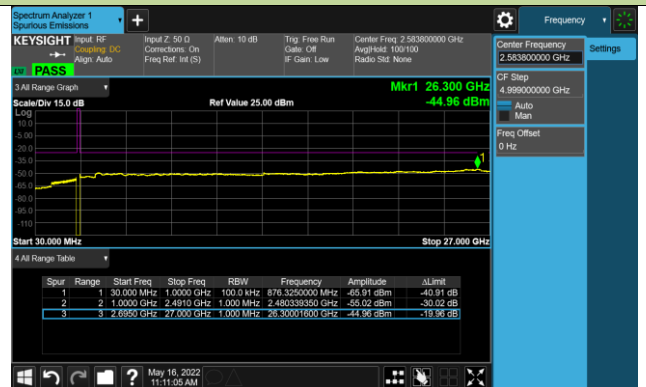


5+20MHz Channel Bandwidth

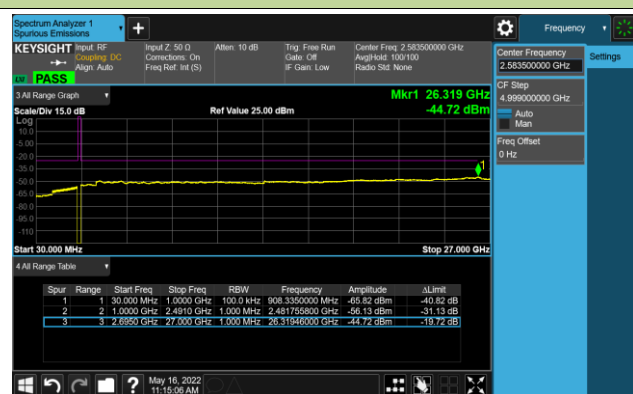
Lowest Channel



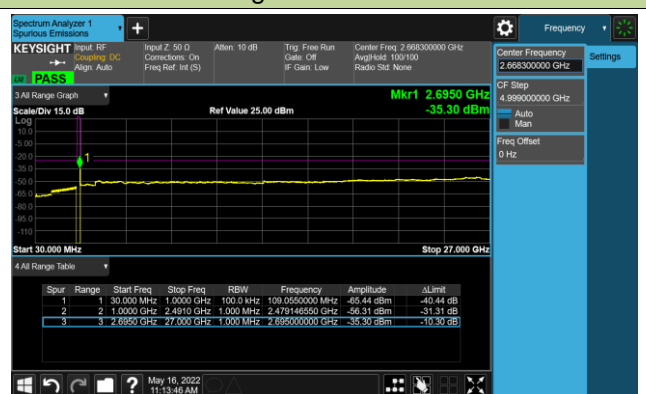
Middle Channel/1RB@0 and 1RB@99



Middle Channel/1RB@24 and 1RB@0



Highest Channel

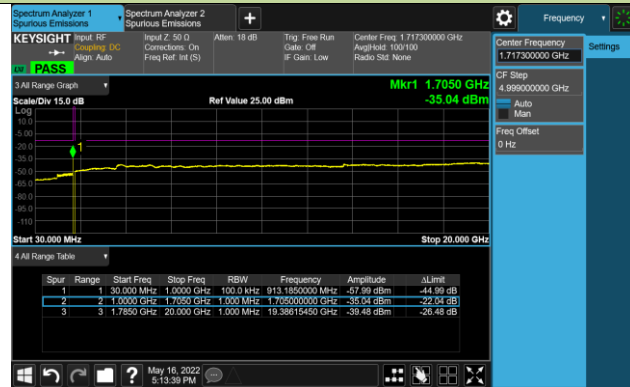


Test Site	SIP-SR1	Test Engineer	Allen Zou
Test Date	2022/05/16	Test Band	Intra-Band CA_66B, 1RB, QPSK

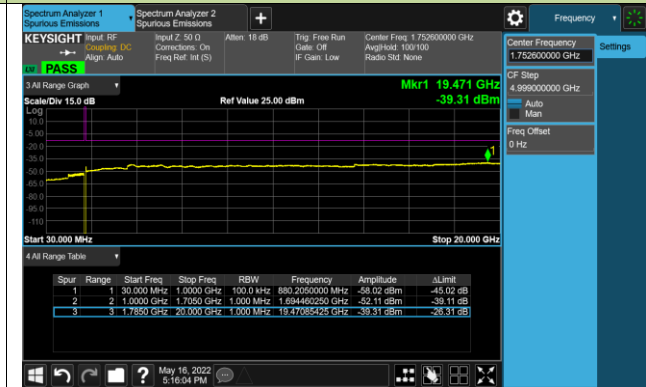
Frequency (MHz)		Channel Bandwidth (MHz)	Frequency Range (MHz)	Max Spurious Emissions (dBm)	Limit (dBm)	Result
PCC	SCC					
1712.5	1717.3	5+5	30 ~ 20000	-35.04	≤ -13.00	Pass
1752.6	1757.4	5+5	30 ~ 20000	-39.31	≤ -13.00	Pass
1772.7	1777.5	5+5	30 ~ 20000	-34.09	≤ -13.00	Pass
1712.8	1720.0	5+10	30 ~ 20000	-38.43	≤ -13.00	Pass
1750.3	1757.5	5+10	30 ~ 20000	-39.47	≤ -13.00	Pass
1767.8	1775.0	5+10	30 ~ 20000	-39.55	≤ -13.00	Pass
1713.0	1722.3	5+15	30 ~ 20000	-29.21	≤ -13.00	Pass
1750.3	1757.5	5+15	30 ~ 20000	-30.72	≤ -13.00	Pass
1763.2	1772.5	5+15	30 ~ 20000	-35.13	≤ -13.00	Pass
1715.0	1722.2	10+5	30 ~ 20000	-31.78	≤ -13.00	Pass
1752.5	1759.7	10+5	30 ~ 20000	-39.53	≤ -13.00	Pass
1770.0	1777.2	10+5	30 ~ 20000	-39.50	≤ -13.00	Pass
1715.0	1724.9	10+10	30 ~ 20000	-32.53	≤ -13.00	Pass
1750.1	1760.0	10+10	30 ~ 20000	-39.60	≤ -13.00	Pass
1765.1	1775.0	10+10	30 ~ 20000	-39.73	≤ -13.00	Pass
1717.5	1726.8	15+5	30 ~ 20000	-26.49	≤ -13.00	Pass
1752.5	1757.4	15+5	30 ~ 20000	-39.48	≤ -13.00	Pass
1767.7	1777.0	15+5	30 ~ 20000	-35.45	≤ -13.00	Pass

5+5MHz Channel Bandwidth

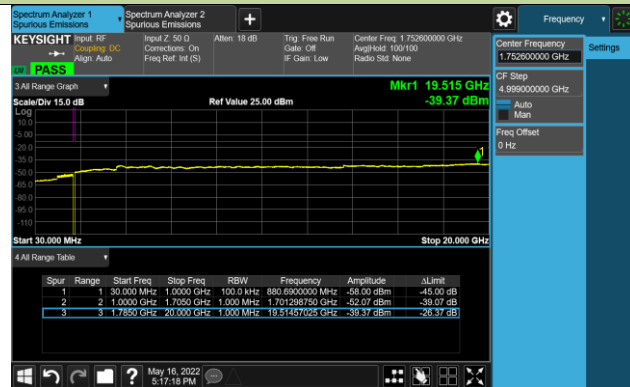
Lowest Channel



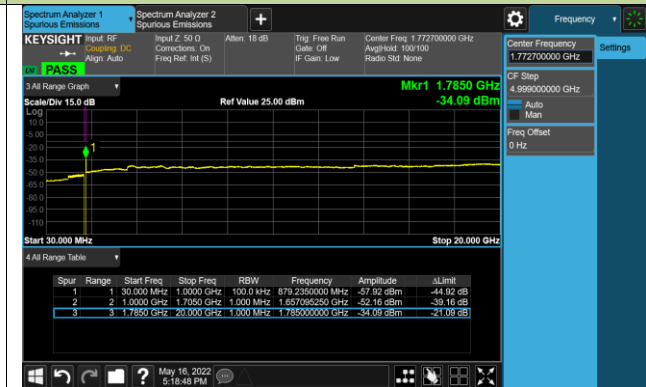
Middle Channel/1RB@0 and 1RB@24



Middle Channel/1RB@24 and 1RB@0

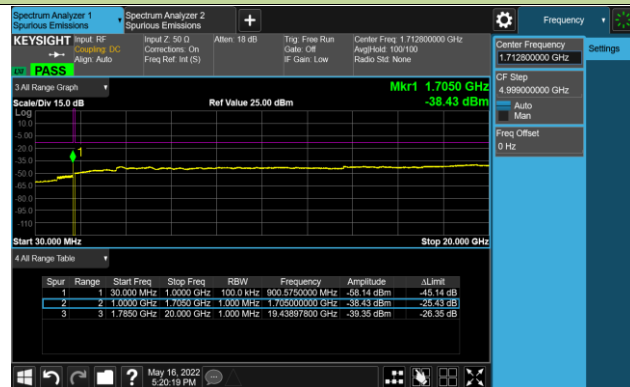


Highest Channel

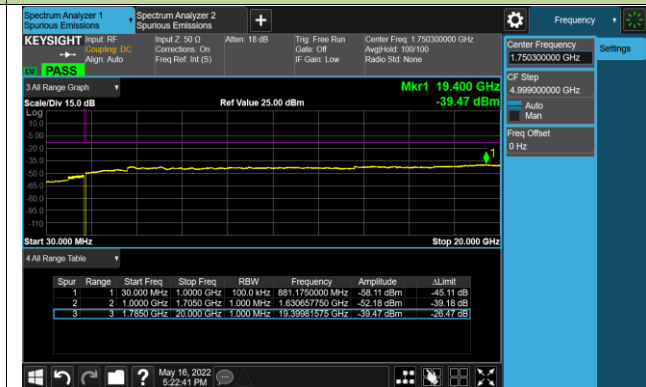


5+10MHz Channel Bandwidth

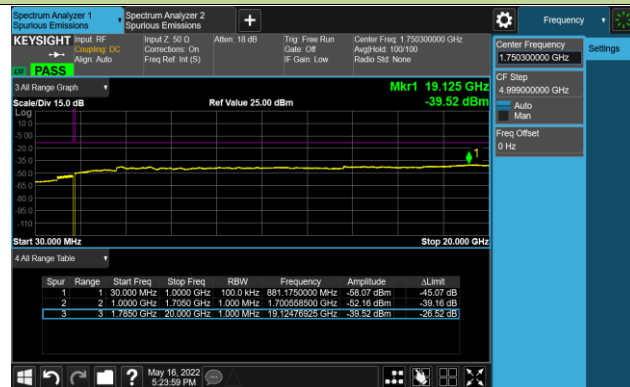
Lowest Channel



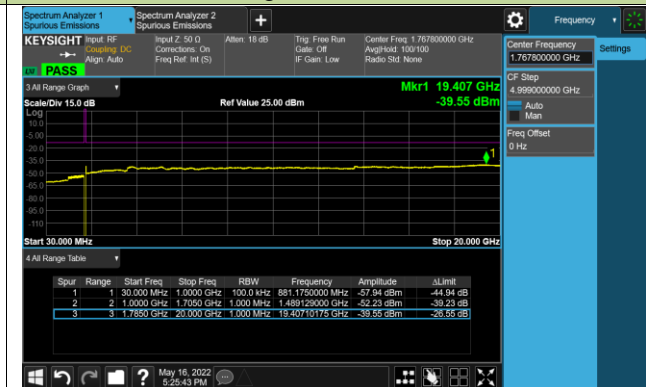
Middle Channel/1RB@0 and 1RB@49



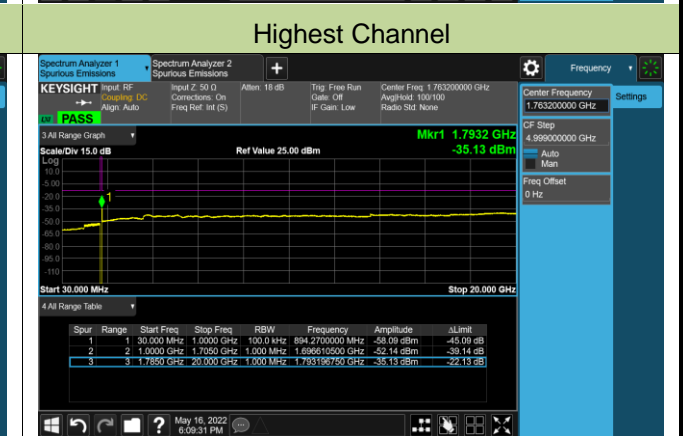
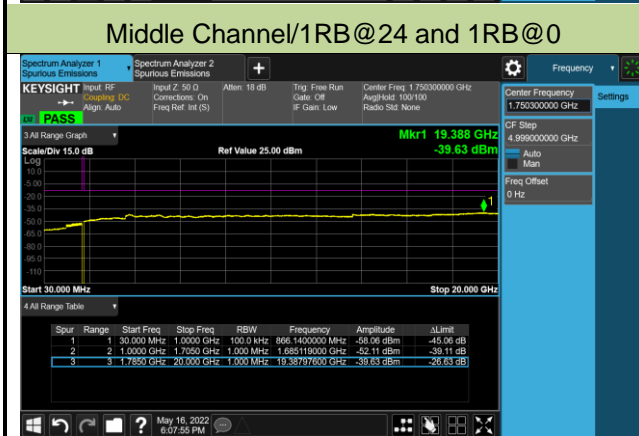
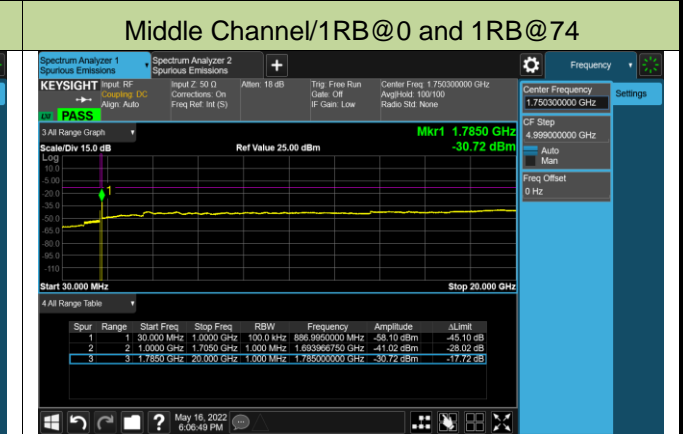
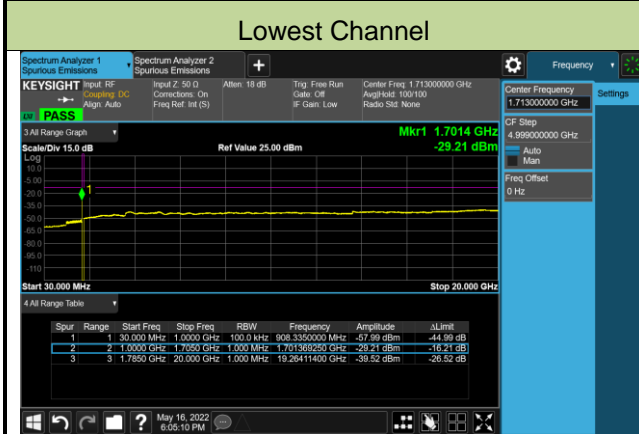
Middle Channel/ 1RB@24 and 1RB@0



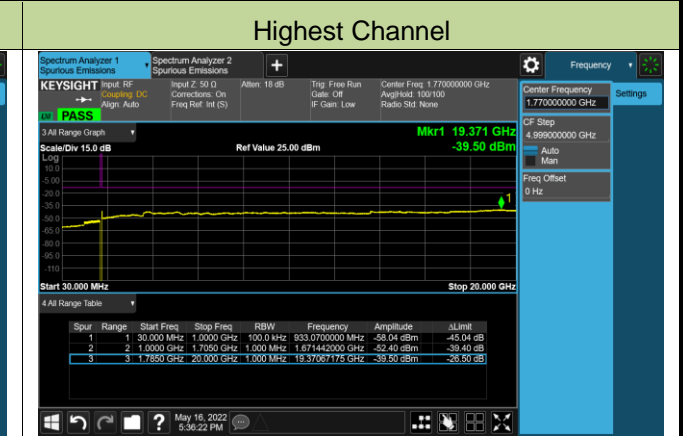
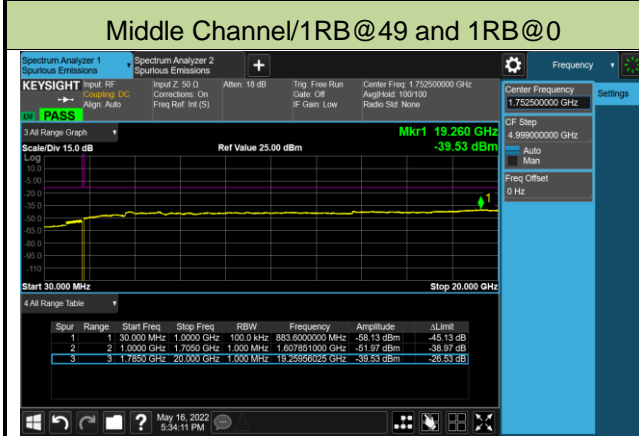
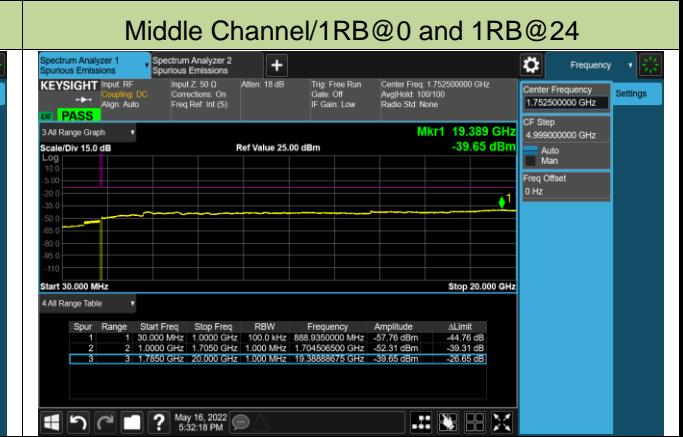
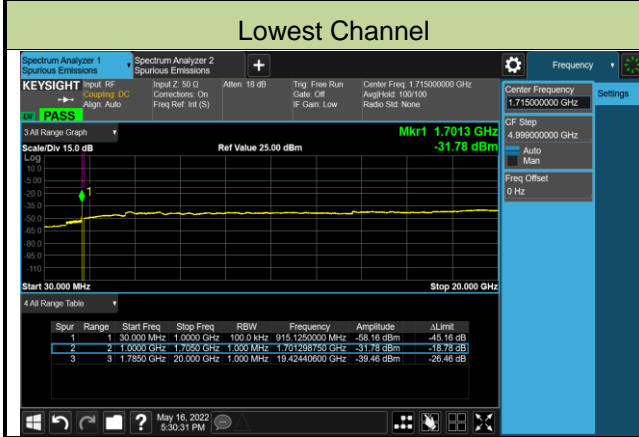
Highest Channel



5+15MHz Channel Bandwidth

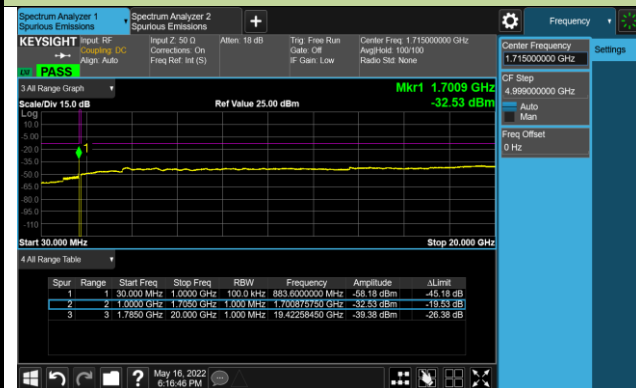


10+5MHz Channel Bandwidth

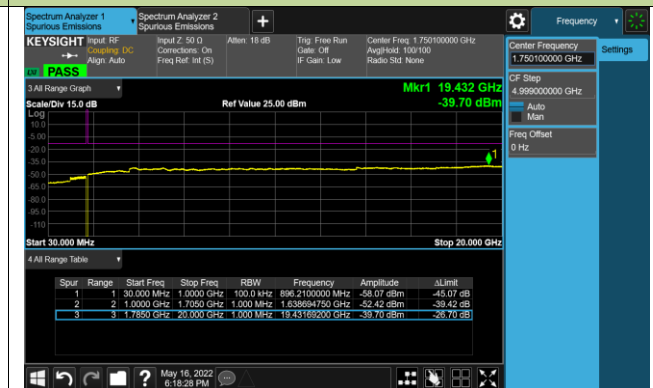


10+10MHz Channel Bandwidth

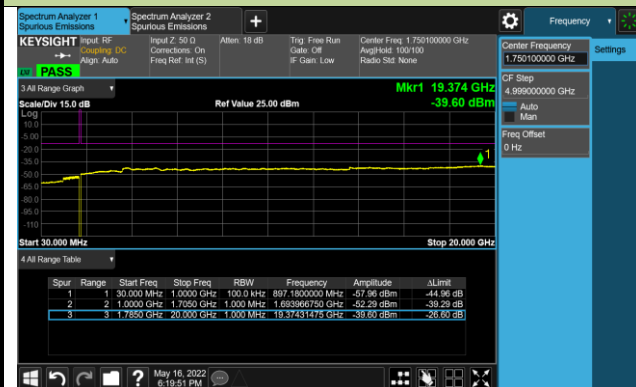
Lowest Channel



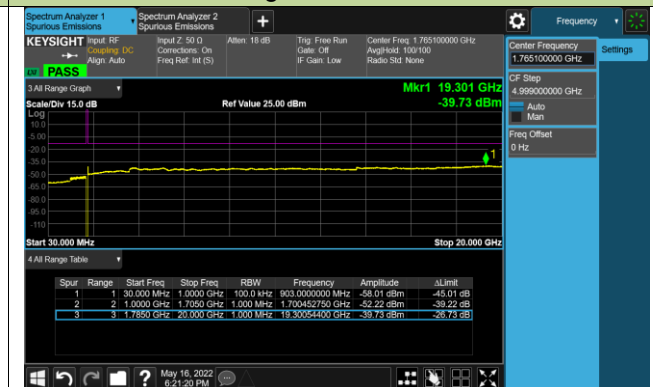
Middle Channel/1RB@0 and 1RB@49



Middle Channel/1RB@49 and 1RB@0

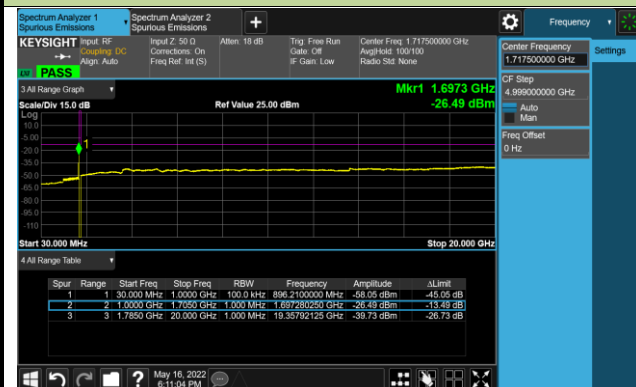


Highest Channel

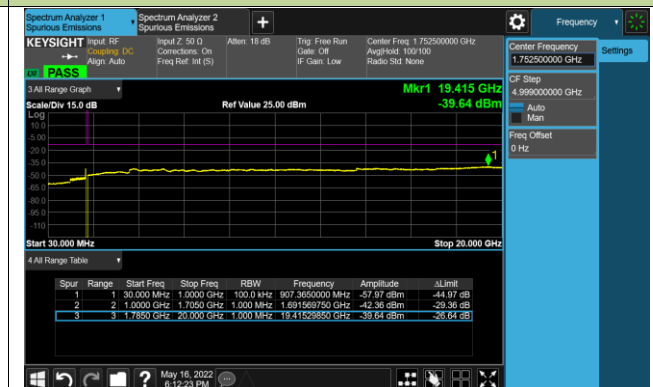


15+5MHz Channel Bandwidth

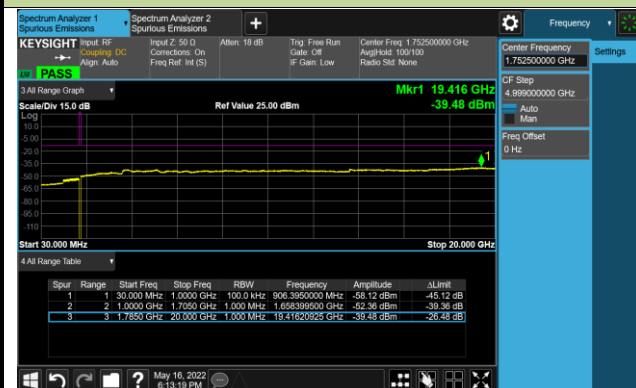
Lowest Channel



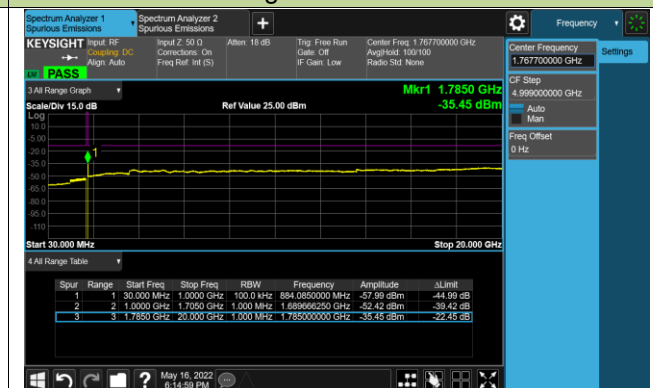
Middle Channel/1RB@0 and 1RB@24



Middle Channel/1RB@74 and 1RB@0



Highest Channel

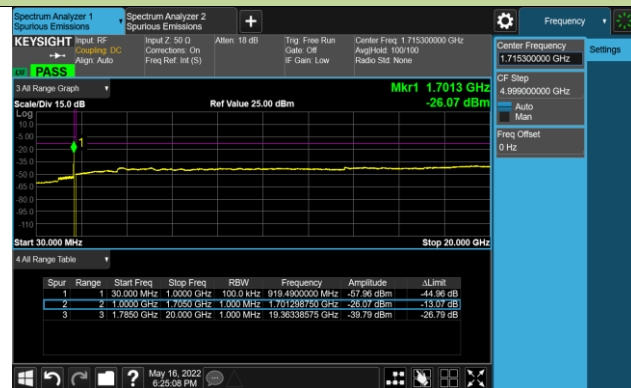


Test Site	SIP-SR1	Test Engineer	Allen Zou
Test Date	2022/05/16	Test Band	Intra-Band CA_66C, 1RB, QPSK

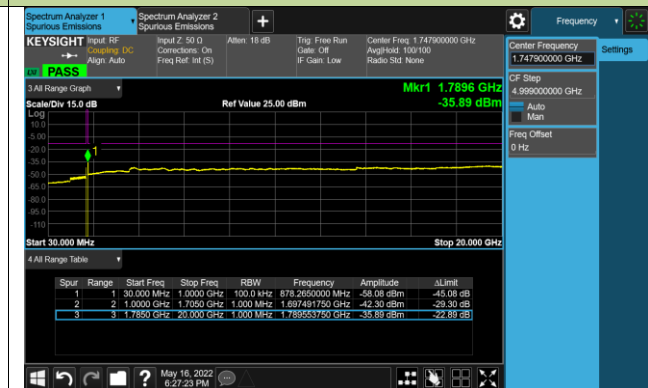
Frequency (MHz)		Channel Bandwidth (MHz)	Frequency Range (MHz)	Max Spurious Emissions (dBm)	Limit (dBm)	Result
PCC	SCC					
1715.3	1727.3	10+15	30 ~ 20000	-26.07	≤ -13.00	Pass
1747.9	1759.9	10+15	30 ~ 20000	-35.89	≤ -13.00	Pass
1760.5	1772.5	10+15	30 ~ 20000	-39.68	≤ -13.00	Pass
1717.5	1729.5	15+10	30 ~ 20000	-27.80	≤ -13.00	Pass
1750.1	1762.1	15+10	30 ~ 20000	-36.86	≤ -13.00	Pass
1762.7	1774.7	15+10	30 ~ 20000	-36.02	≤ -13.00	Pass
1715.5	1729.9	10+20	30 ~ 20000	-25.22	≤ -13.00	Pass
1745.6	1760.0	10+20	30 ~ 20000	-39.64	≤ -13.00	Pass
1755.6	1770.0	10+20	30 ~ 20000	-39.71	≤ -13.00	Pass
1720.0	1734.4	20+10	30 ~ 20000	-29.17	≤ -13.00	Pass
1750.1	1764.5	20+10	30 ~ 20000	-39.60	≤ -13.00	Pass
1760.1	1774.5	20+10	30 ~ 20000	-35.18	≤ -13.00	Pass
1717.5	1732.5	15+15	30 ~ 20000	-26.47	≤ -13.00	Pass
1747.5	1762.5	15+15	30 ~ 20000	-39.69	≤ -13.00	Pass
1757.5	1772.5	15+15	30 ~ 20000	-39.69	≤ -13.00	Pass
1717.8	1734.9	15+20	30 ~ 20000	-26.66	≤ -13.00	Pass
1745.3	1762.4	15+20	30 ~ 20000	-39.55	≤ -13.00	Pass
1752.9	1770.0	15+20	30 ~ 20000	-39.41	≤ -13.00	Pass
1720.0	1737.1	20+15	30 ~ 20000	-28.22	≤ -13.00	Pass
1747.6	1764.7	20+15	30 ~ 20000	-39.48	≤ -13.00	Pass
1755.1	1772.2	20+15	30 ~ 20000	-39.85	≤ -13.00	Pass
1720.0	1731.7	20+5	30 ~ 20000	-29.19	≤ -13.00	Pass
1752.5	1764.2	20+5	30 ~ 20000	-36.10	≤ -13.00	Pass
1765.0	1776.7	20+5	30 ~ 20000	-36.48	≤ -13.00	Pass
1713.3	1725.0	5+20	30 ~ 20000	-36.71	≤ -13.00	Pass
1745.8	1757.5	5+20	30 ~ 20000	-36.22	≤ -13.00	Pass
1758.3	1770.0	5+20	30 ~ 20000	-39.69	≤ -13.00	Pass
1720.0	1739.8	20+20	30 ~ 20000	-27.15	≤ -13.00	Pass
1745.1	1764.9	20+20	30 ~ 20000	-29.03	≤ -13.00	Pass
1750.2	1770.0	20+20	30 ~ 20000	-39.62	≤ -13.00	Pass

10+15MHz Channel Bandwidth

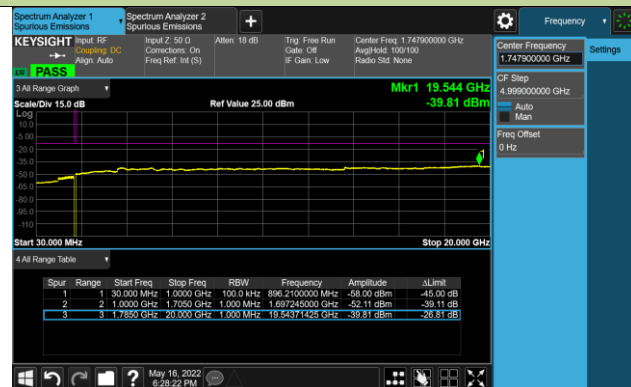
Lowest Channel



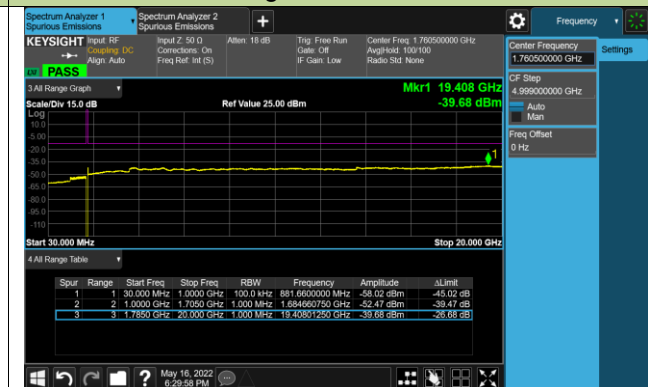
Middle Channel/1RB@0 and 1RB@99



Middle Channel/1RB@49 and 1RB@0

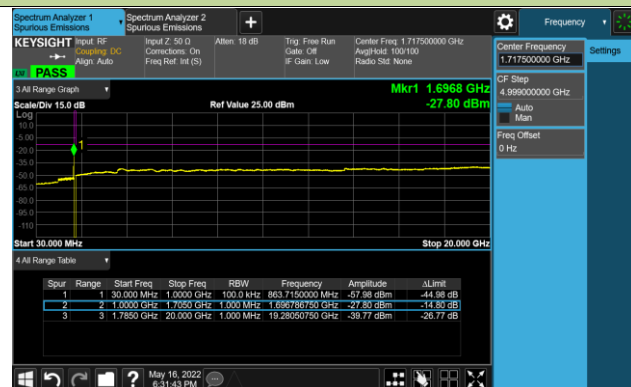


Highest Channel

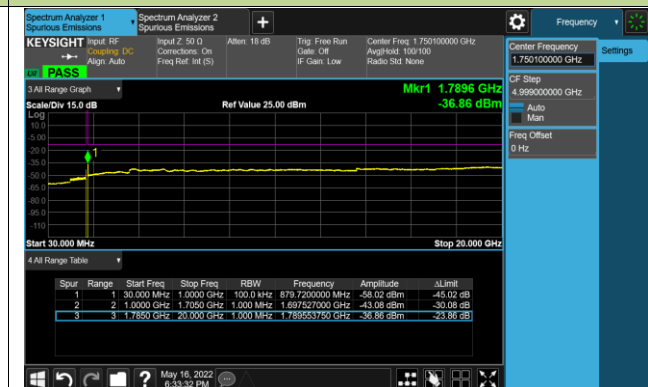


15+10MHz Channel Bandwidth

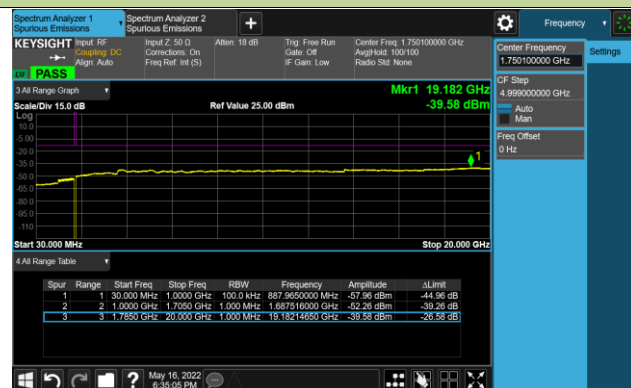
Lowest Channel



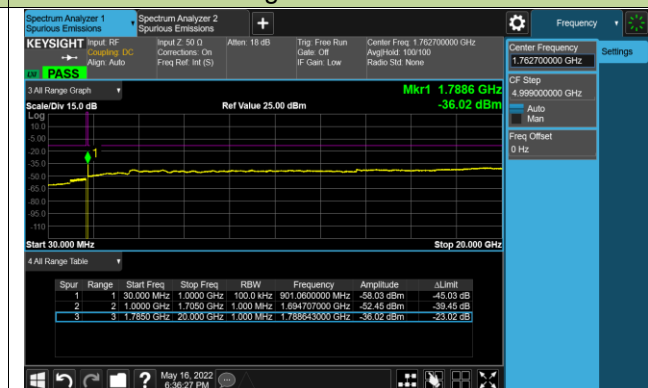
Middle Channel/1RB@0 and 1RB@49



Middle Channel/ 1RB@74 and 1RB@0

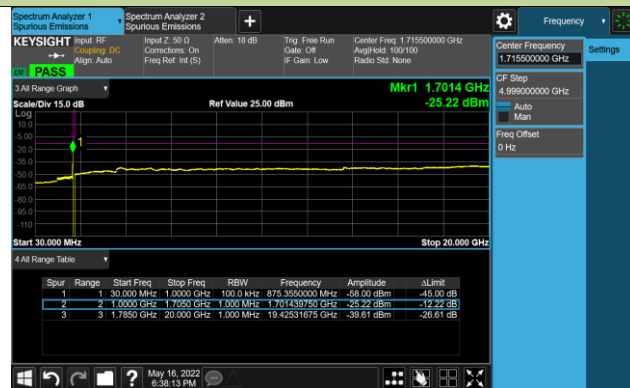


Highest Channel

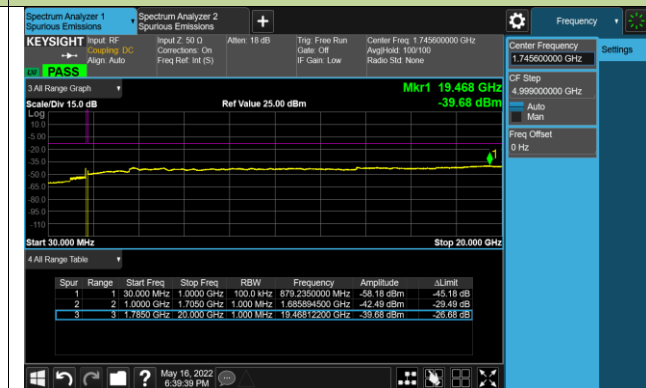


10+20MHz Channel Bandwidth

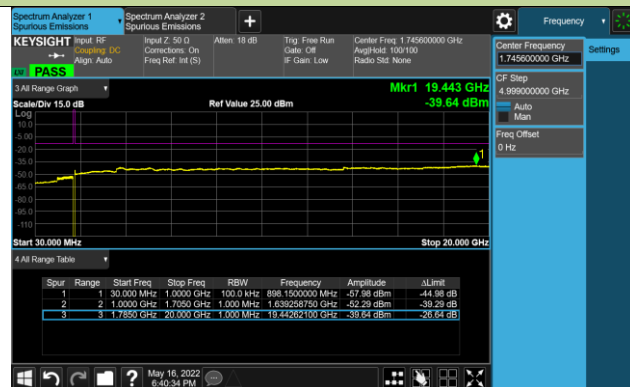
Lowest Channel



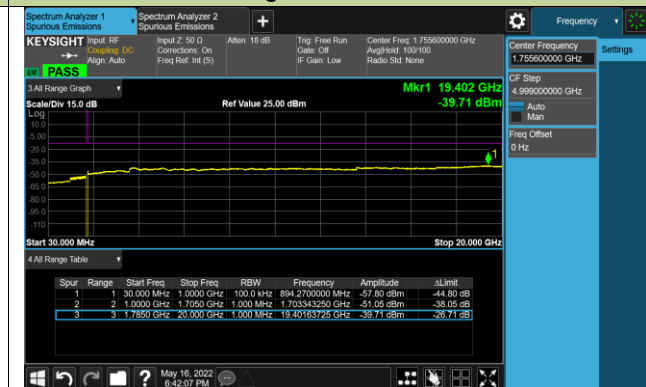
Middle Channel/1RB@0 and 1RB@99



Middle Channel/1RB@49 and 1RB@0

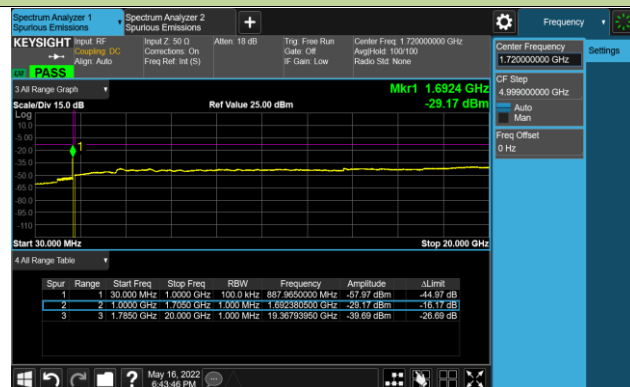


Highest Channel

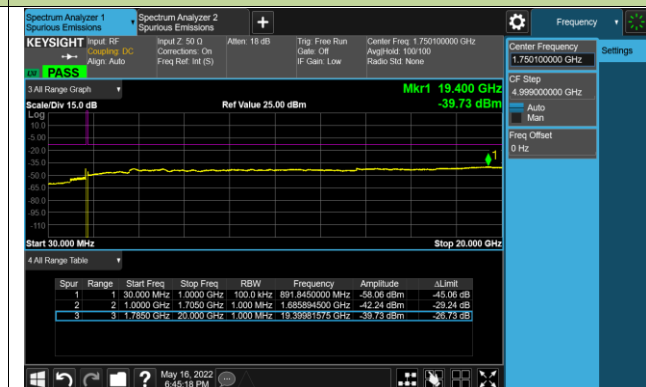


20+10MHz Channel Bandwidth

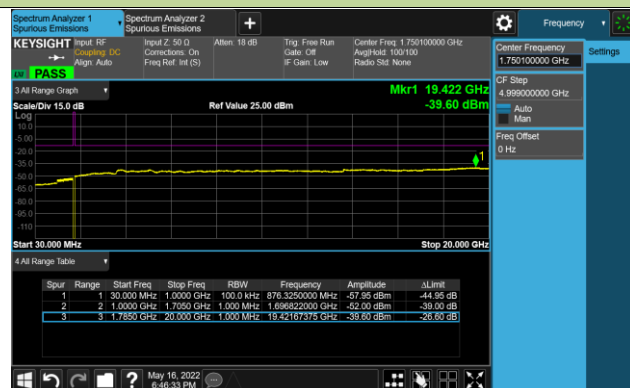
Lowest Channel



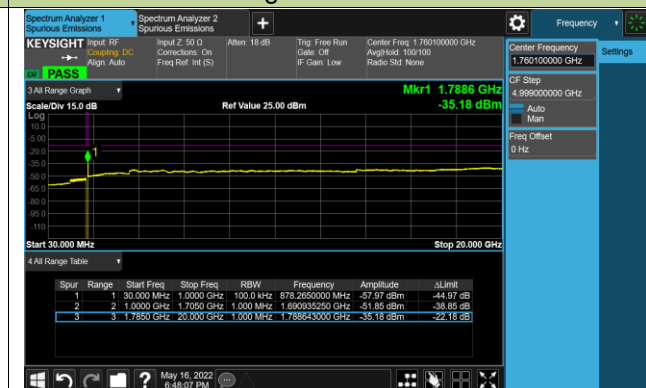
Middle Channel/1RB@0 and 1RB@49



Middle Channel/1RB@99 and 1RB@0

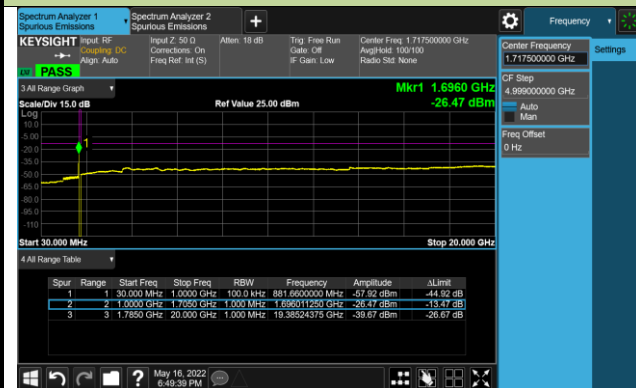


Highest Channel

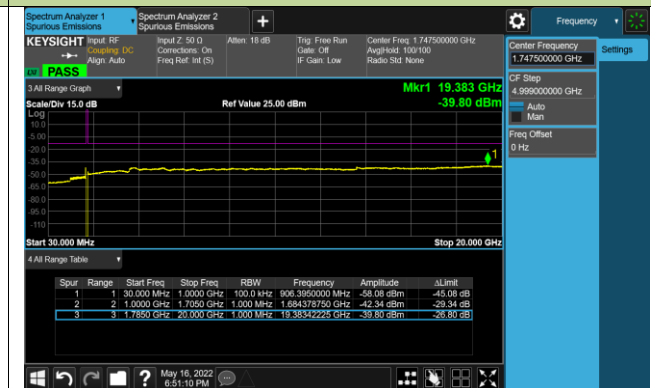


15+15MHz Channel Bandwidth

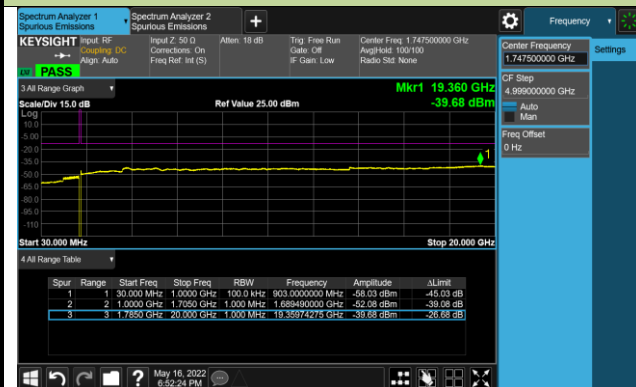
Lowest Channel



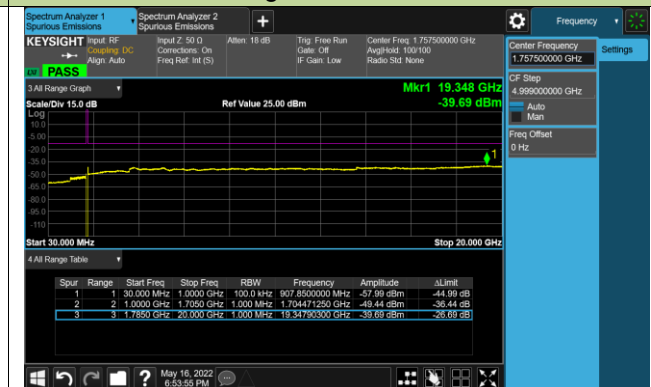
Middle Channel/1RB@0 and 1RB@74



Middle Channel/1RB@74 and 1RB@0

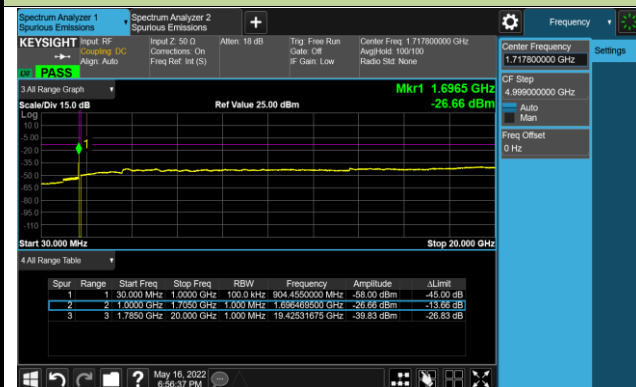


Highest Channel

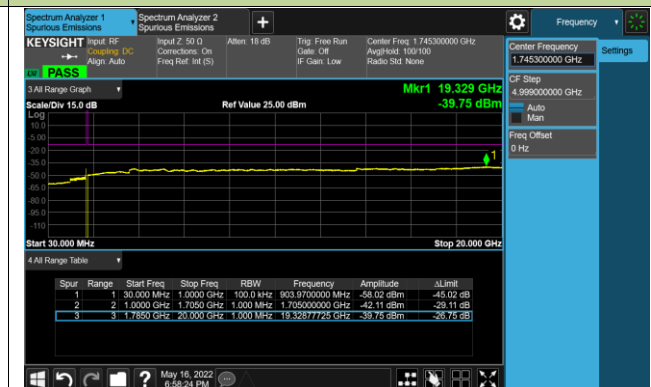


15+20MHz Channel Bandwidth

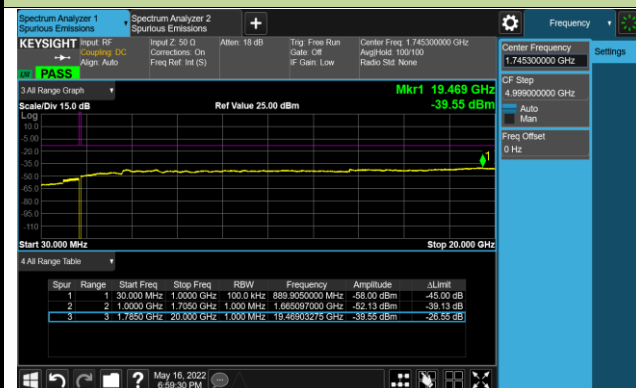
Lowest Channel



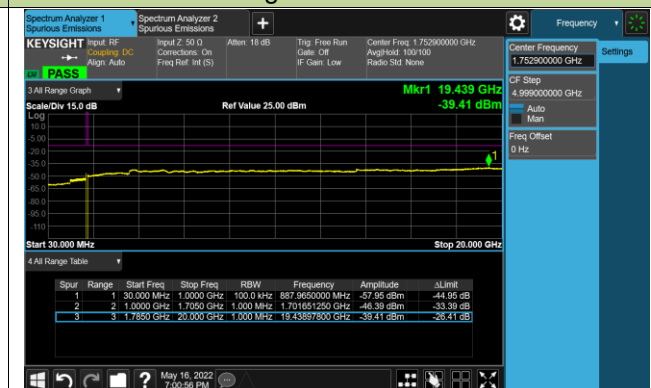
Middle Channel/1RB@0 and 1RB@99



Middle Channel/1RB@74 and 1RB@0

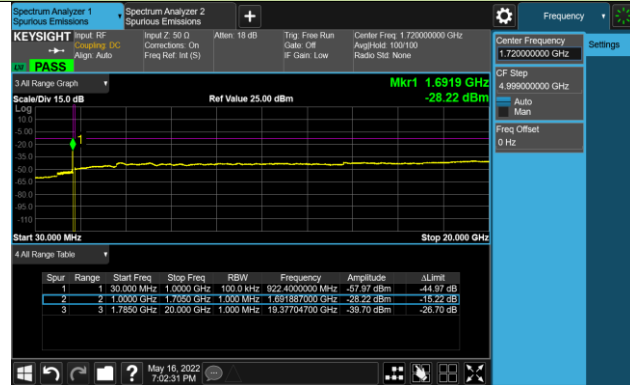


Highest Channel

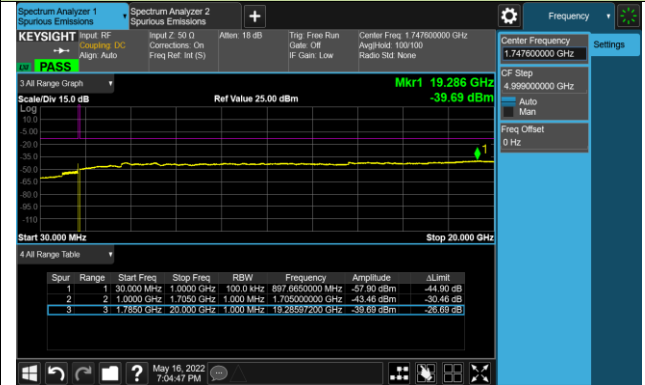


20+15MHz Channel Bandwidth

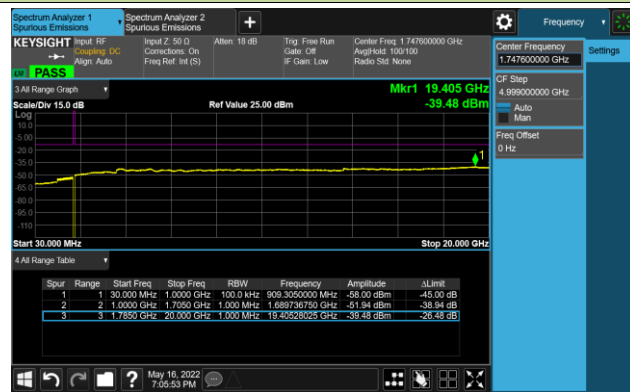
Lowest Channel



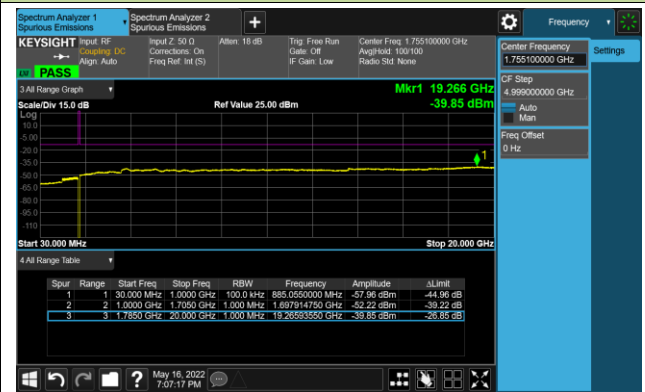
Middle Channel/1RB@0 and 1RB@74



Middle Channel/1RB@99 and 1RB@0

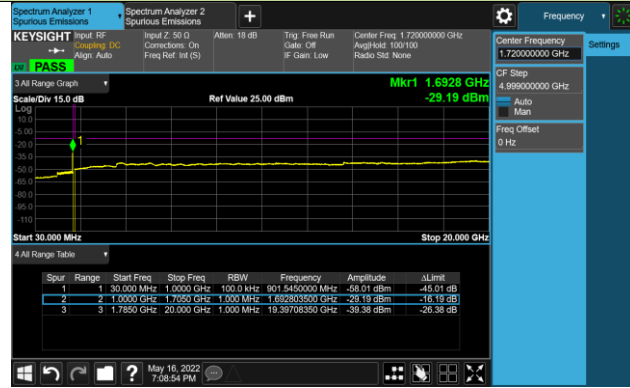


Highest Channel

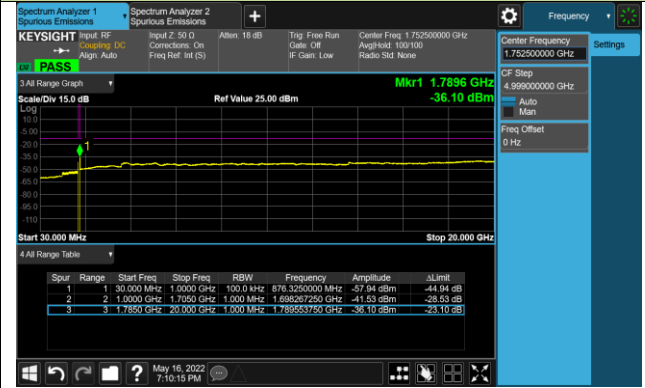


20+5MHz Channel Bandwidth

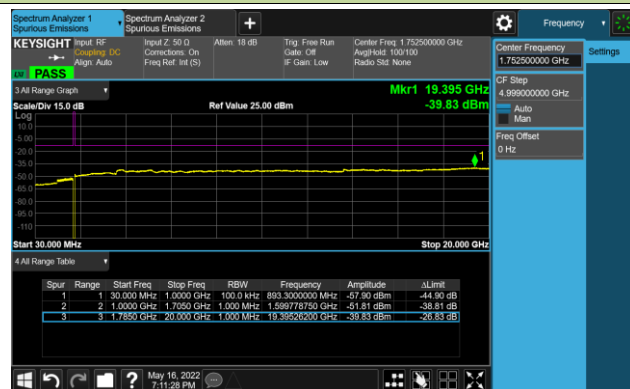
Lowest Channel



Middle Channel/1RB@0 and 1RB@24



Middle Channel/1RB@99 and 1RB@0



Highest Channel

