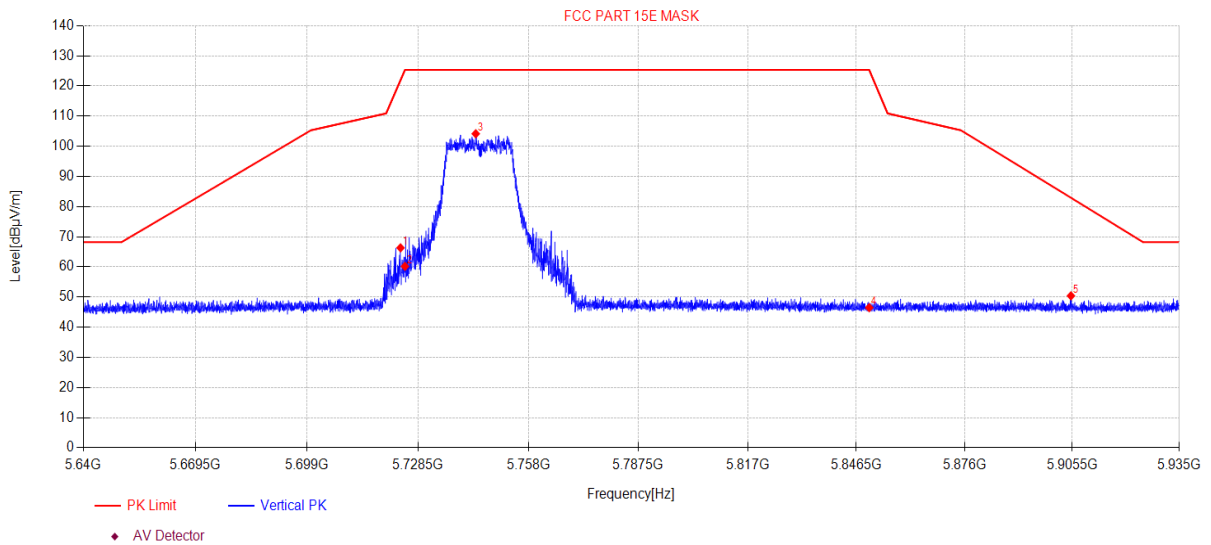


TR-4-E-009 Radiated Emission Test Result

Test Date: 2023-12-01 **Tested By:** Bairong
EUT: M6s Mesh Wi-Fi Router **Model Number:** MAAA1
Test Mode: 11AC20MIMO TX 5745MHz **Power Supply:** AC 120V/60Hz
Condition: Temp:25.6°C;Humi:56.5% **Test Site:** DDT 3# Chamber
File Path: d:\ts\2023 report data\Q23111603-2E MAAA1\FCC ABOVE 1G 5.8GWIFI\14
Memo: Sample Number:S23111603-02 Power Setting:10

Test Graph



Data List										
NO.	Freq. [MHz]	Reading [dBµV/m]	Antenna Factor [dB]	Cable loss [dB]	AMP [dB]	Level [dBµV/m]	Limit [dBµV/m]	Margin [dB]	Detector	Polarity
1	5723.84	66.70	33.74	5.87	-39.99	66.32	121.96	55.64	PK	Vertical
2	5725.00	60.54	33.75	5.87	-39.99	60.17	125.30	65.13	PK	Vertical
3	5743.90	104.39	33.86	5.88	-39.98	104.15	125.30	21.15	PK	Vertical
4	5850.00	46.50	34.00	5.94	-39.97	46.47	125.27	78.80	PK	Vertical
5	5905.15	50.29	34.11	5.96	-39.96	50.40	82.93	32.53	PK	Vertical

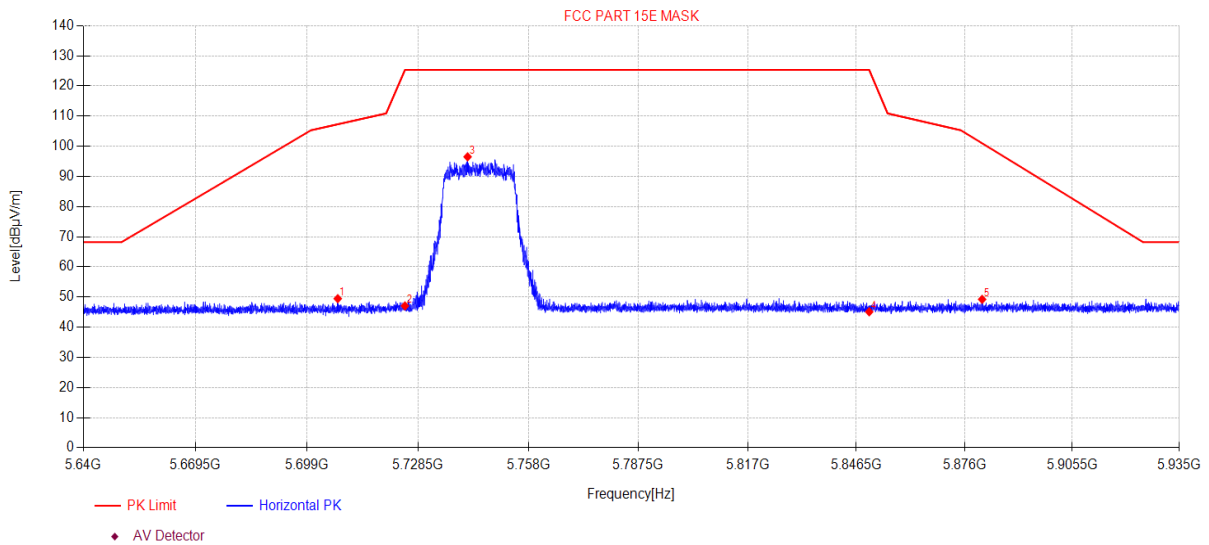
Note:

1. Level = Reading + Cable loss + Antenna Factor + AMP
2. If Peak Result complies with AV limit, AV Result is deemed to comply with AV limit.
3. Test setup: RBW: 1 MHz, VBW: 3 MHz, Sweep time: auto.

TR-4-E-009 Radiated Emission Test Result

Test Date: 2023-12-01 **Tested By:** Bairong
EUT: M6s Mesh Wi-Fi Router **Model Number:** MAAA1
Test Mode: 11AX20MIMO TX 5745MHz **Power Supply:** AC 120V/60Hz
Condition: Temp:25.6°C;Humi:56.5% **Test Site:** DDT 3# Chamber
File Path: d:\ts\2023 report data\Q23111603-2E MAAA1\FCC ABOVE 1G 5.8GWIFI\15
Memo: Sample Number:S23111603-02 Power Setting:10

Test Graph



Data List										
NO.	Freq. [MHz]	Reading [dBµV/m]	Antenna Factor [dB]	Cable loss [dB]	AMP [dB]	Level [dBµV/m]	Limit [dBµV/m]	Margin [dB]	Detector	Polarity
1	5707.14	49.95	33.64	5.86	-39.99	49.46	107.30	57.84	PK	Horizontal
2	5725.00	47.43	33.75	5.87	-39.99	47.06	125.30	78.24	PK	Horizontal
3	5741.72	96.75	33.85	5.88	-39.98	96.50	125.30	28.80	PK	Horizontal
4	5850.00	45.13	34.00	5.94	-39.97	45.10	125.27	80.17	PK	Horizontal
5	5880.81	49.19	34.06	5.95	-39.97	49.23	100.99	51.76	PK	Horizontal

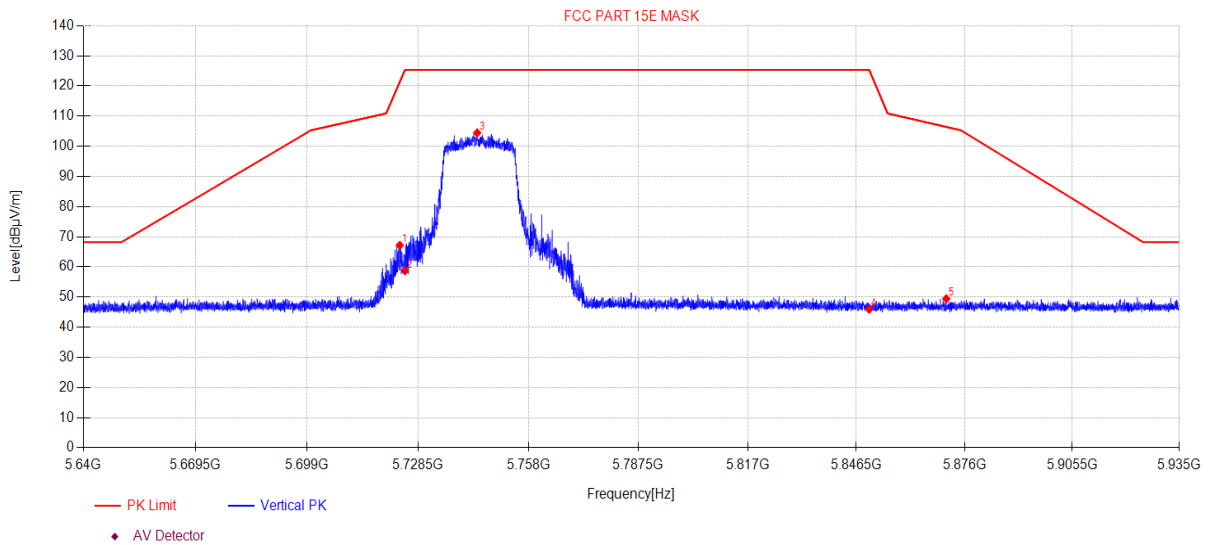
Note:

1. Level = Reading + Cable loss + Antenna Factor + AMP
2. If Peak Result complies with AV limit, AV Result is deemed to comply with AV limit.
3. Test setup: RBW: 1 MHz, VBW: 3 MHz, Sweep time: auto.

TR-4-E-009 Radiated Emission Test Result

Test Date: 2023-12-01 **Tested By:** Bairong
EUT: M6s Mesh Wi-Fi Router **Model Number:** MAAA1
Test Mode: 11AX20MIMO TX 5745MHz **Power Supply:** AC 120V/60Hz
Condition: Temp:25.6°C;Humi:56.5% **Test Site:** DDT 3# Chamber
File Path: d:\ts\2023 report data\Q23111603-2E MAAA1\FCC ABOVE 1G 5.8GWIFI\16
Memo: Sample Number:S23111603-02 Power Setting:10

Test Graph



Data List										
NO.	Freq. [MHz]	Reading [dBµV/m]	Antenna Factor [dB]	Cable loss [dB]	AMP [dB]	Level [dBµV/m]	Limit [dBµV/m]	Margin [dB]	Detector	Polarity
1	5723.63	67.55	33.74	5.87	-39.99	67.17	121.36	54.19	PK	Vertical
2	5725.00	59.06	33.75	5.87	-39.99	58.69	125.30	66.61	PK	Vertical
3	5744.28	104.69	33.87	5.88	-39.98	104.46	125.30	20.84	PK	Vertical
4	5850.00	45.98	34.00	5.94	-39.97	45.95	125.27	79.32	PK	Vertical
5	5871.01	49.41	34.04	5.95	-39.97	49.43	106.42	56.99	PK	Vertical

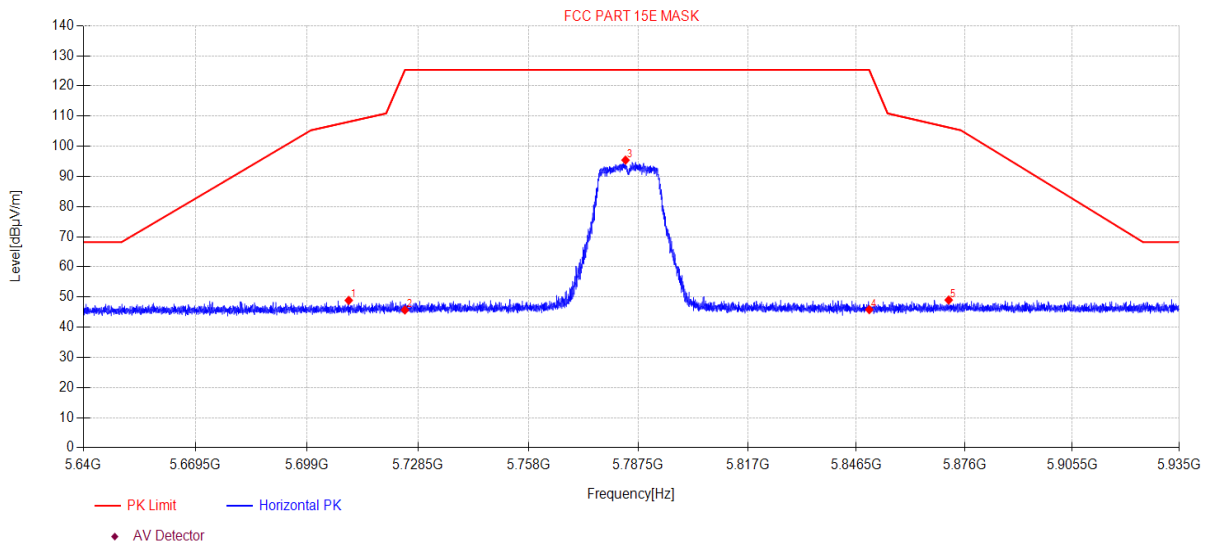
Note:

1. Level = Reading + Cable loss + Antenna Factor + AMP
2. If Peak Result complies with AV limit, AV Result is deemed to comply with AV limit.
3. Test setup: RBW: 1 MHz, VBW: 3 MHz, Sweep time: auto.

TR-4-E-009 Radiated Emission Test Result

Test Date: 2023-12-01 **Tested By:** Bairong
EUT: M6s Mesh Wi-Fi Router **Model Number:** MAAA1
Test Mode: 11A ANT1 TX 5785MHz **Power Supply:** AC 120V/60Hz
Condition: Temp:25.6°C;Humi:56.5% **Test Site:** DDT 3# Chamber
File Path: d:\ts\2023 report data\Q23111603-2E MAAA1\FCC ABOVE 1G 5.8GWIFI\17
Memo: Sample Number:S23111603-02 Power Setting:10

Test Graph



Data List										
NO.	Freq. [MHz]	Reading [dBµV/m]	Antenna Factor [dB]	Cable loss [dB]	AMP [dB]	Level [dBµV/m]	Limit [dBµV/m]	Margin [dB]	Detector	Polarity
1	5710.06	49.34	33.66	5.87	-39.99	48.88	108.12	59.24	PK	Horizontal
2	5725.00	46.08	33.75	5.87	-39.99	45.71	125.30	79.59	PK	Horizontal
3	5784.05	95.38	34.10	5.90	-39.98	95.40	125.30	29.90	PK	Horizontal
4	5850.00	45.84	34.00	5.94	-39.97	45.81	125.27	79.46	PK	Horizontal
5	5871.66	48.98	34.04	5.95	-39.97	49.00	106.23	57.23	PK	Horizontal

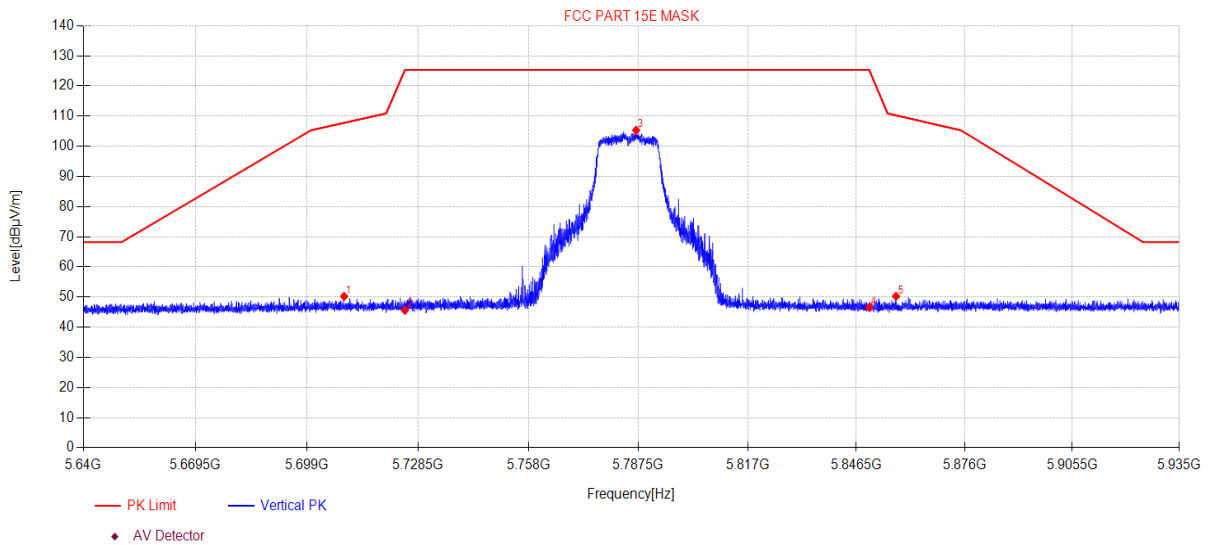
Note:

1. Level = Reading + Cable loss + Antenna Factor + AMP
2. If Peak Result complies with AV limit, AV Result is deemed to comply with AV limit.
3. Test setup: RBW: 1 MHz, VBW: 3 MHz, Sweep time: auto.

TR-4-E-009 Radiated Emission Test Result

Test Date: 2023-12-01 **Tested By:** Bairong
EUT: M6s Mesh Wi-Fi Router **Model Number:** MAAA1
Test Mode: 11A ANT1 TX 5785MHz **Power Supply:** AC 120V/60Hz
Condition: Temp:25.6°C;Humi:56.5% **Test Site:** DDT 3# Chamber
File Path: d:\ts\2023 report data\Q23111603-2E MAAA1\FCC ABOVE 1G 5.8GWIFI\18
Memo: Sample Number:S23111603-02 Power Setting:10

Test Graph



Data List										
NO.	Freq. [MHz]	Reading [dBμV/m]	Antenna Factor [dB]	Cable loss [dB]	AMP [dB]	Level [dBμV/m]	Limit [dBμV/m]	Margin [dB]	Detector	Polarity
1	5708.82	50.70	33.65	5.86	-39.99	50.22	107.77	57.55	PK	Vertical
2	5725.00	45.99	33.75	5.87	-39.99	45.62	125.30	79.68	PK	Vertical
3	5786.91	105.27	34.12	5.90	-39.98	105.31	125.30	19.99	PK	Vertical
4	5850.00	46.59	34.00	5.94	-39.97	46.56	125.27	78.71	PK	Vertical
5	5857.30	50.27	34.01	5.94	-39.97	50.25	110.26	60.01	PK	Vertical

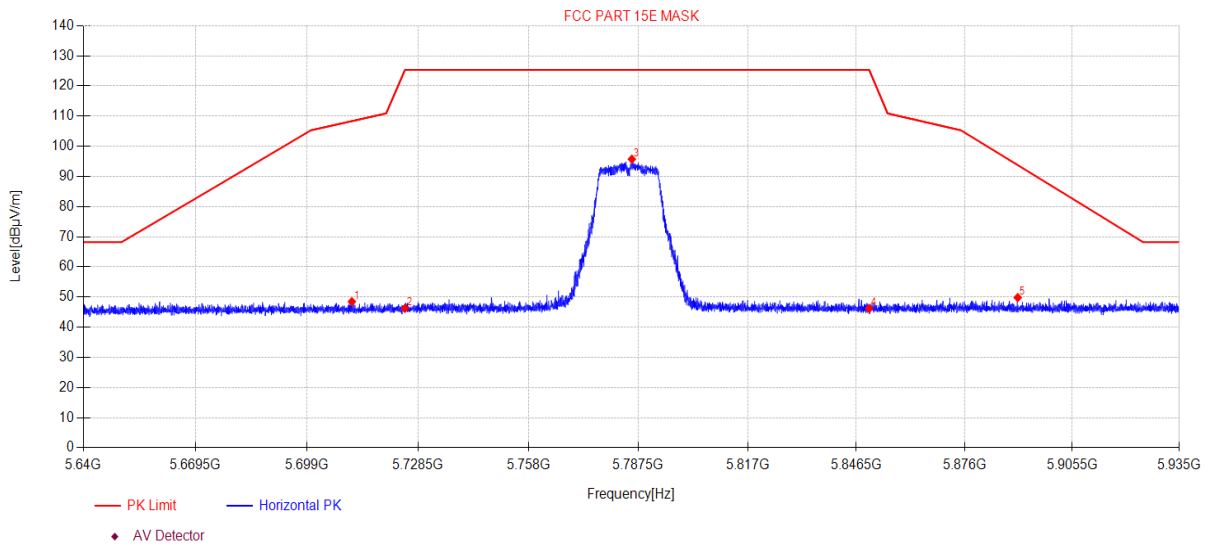
Note:

1. Level = Reading + Cable loss + Antenna Factor + AMP
2. If Peak Result complies with AV limit, AV Result is deemed to comply with AV limit.
3. Test setup: RBW: 1 MHz, VBW: 3 MHz, Sweep time: auto.

TR-4-E-009 Radiated Emission Test Result

Test Date: 2023-12-01 **Tested By:** Bairong
EUT: M6s Mesh Wi-Fi Router **Model Number:** MAAA1
Test Mode: 11A ANT2 TX 5785MHz **Power Supply:** AC 120V/60Hz
Condition: Temp:25.6°C;Humi:56.5% **Test Site:** DDT 3# Chamber
File Path: d:\ts\2023 report data\Q23111603-2E MAAA1\FCC ABOVE 1G 5.8GWIFI\19
Memo: Sample Number:S23111603-02 Power Setting:10

Test Graph



Data List										
NO.	Freq. [MHz]	Reading [dBµV/m]	Antenna Factor [dB]	Cable loss [dB]	AMP [dB]	Level [dBµV/m]	Limit [dBµV/m]	Margin [dB]	Detector	Polarity
1	5710.89	48.92	33.67	5.87	-39.99	48.47	108.35	59.88	PK	Horizontal
2	5725.00	46.59	33.75	5.87	-39.99	46.22	125.30	79.08	PK	Horizontal
3	5785.76	95.70	34.11	5.90	-39.98	95.73	125.30	29.57	PK	Horizontal
4	5850.00	46.25	34.00	5.94	-39.97	46.22	125.27	79.05	PK	Horizontal
5	5890.54	49.76	34.08	5.96	-39.96	49.84	93.77	43.93	PK	Horizontal

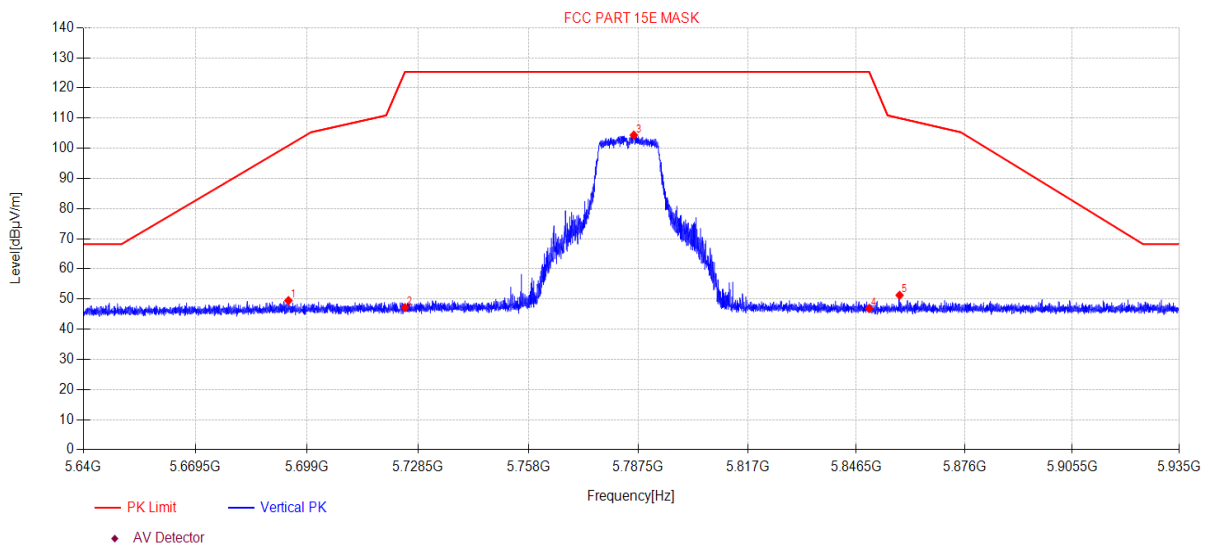
Note:

1. Level = Reading + Cable loss + Antenna Factor + AMP
2. If Peak Result complies with AV limit, AV Result is deemed to comply with AV limit.
3. Test setup: RBW: 1 MHz, VBW: 3 MHz, Sweep time: auto.

TR-4-E-009 Radiated Emission Test Result

Test Date: 2023-12-01 **Tested By:** Bairong
EUT: M6s Mesh Wi-Fi Router **Model Number:** MAAA1
Test Mode: 11A ANT2 TX 5785MHz **Power Supply:** AC 120V/60Hz
Condition: Temp:25.6°C;Humi:56.5% **Test Site:** DDT 3# Chamber
File Path: d:\ts\2023 report data\Q23111603-2E MAAA1\FCC ABOVE 1G 5.8GWIFI\20
Memo: Sample Number:S23111603-02 Power Setting:10

Test Graph



Data List										
NO.	Freq. [MHz]	Reading [dBµV/m]	Antenna Factor [dB]	Cable loss [dB]	AMP [dB]	Level [dBµV/m]	Limit [dBµV/m]	Margin [dB]	Detector	Polarity
1	5694.07	50.03	33.58	5.86	-39.99	49.48	100.90	51.42	PK	Vertical
2	5725.00	47.54	33.75	5.87	-39.99	47.17	125.30	78.13	PK	Vertical
3	5786.29	104.33	34.12	5.90	-39.98	104.37	125.30	20.93	PK	Vertical
4	5850.00	46.88	34.00	5.94	-39.97	46.85	125.27	78.42	PK	Vertical
5	5858.27	51.26	34.02	5.94	-39.97	51.25	109.98	58.73	PK	Vertical

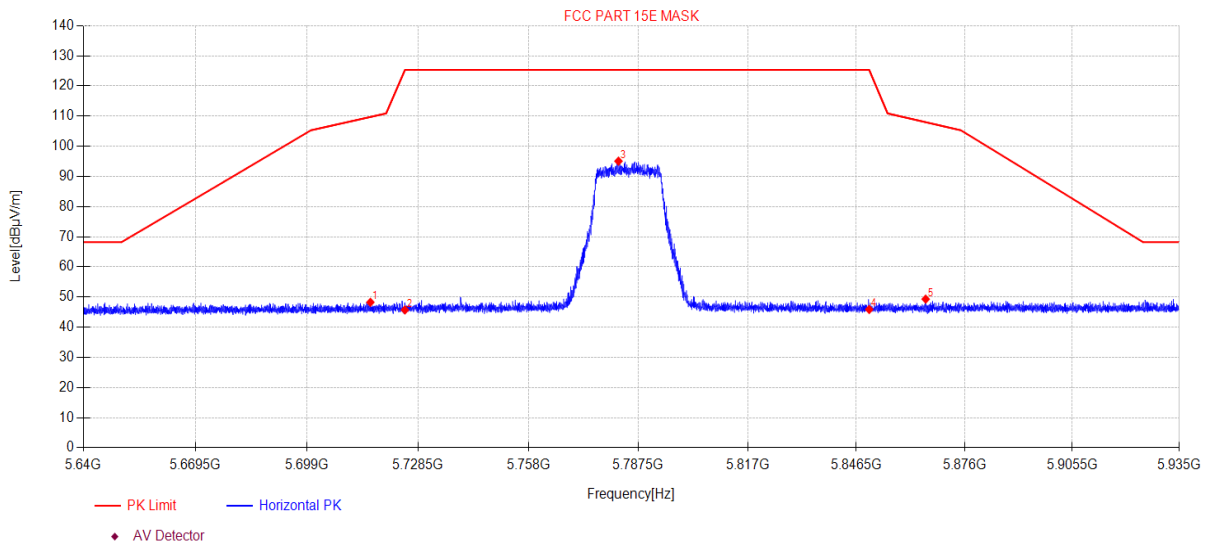
Note:

- Level = Reading + Cable loss + Antenna Factor + AMP
- If Peak Result complies with AV limit, AV Result is deemed to comply with AV limit.
- Test setup: RBW: 1 MHz, VBW: 3 MHz, Sweep time: auto.

TR-4-E-009 Radiated Emission Test Result

Test Date: 2023-12-01 **Tested By:** Bairong
EUT: M6s Mesh Wi-Fi Router **Model Number:** MAAA1
Test Mode: 11N20MIMO TX 5785MHz **Power Supply:** AC 120V/60Hz
Condition: Temp:25.6°C;Humi:56.5% **Test Site:** DDT 3# Chamber
File Path: d:\ts\2023 report data\Q23111603-2E MAAA1\FCC ABOVE 1G 5.8GWIFI\21
Memo: Sample Number:S23111603-02 Power Setting:10

Test Graph



Data List										
NO.	Freq. [MHz]	Reading [dBµV/m]	Antenna Factor [dB]	Cable loss [dB]	AMP [dB]	Level [dBµV/m]	Limit [dBµV/m]	Margin [dB]	Detector	Polarity
1	5715.82	48.68	33.69	5.87	-39.99	48.25	109.73	61.48	PK	Horizontal
2	5725.00	46.09	33.75	5.87	-39.99	45.72	125.30	79.58	PK	Horizontal
3	5782.16	95.05	34.09	5.90	-39.98	95.06	125.30	30.24	PK	Horizontal
4	5850.00	45.91	34.00	5.94	-39.97	45.88	125.27	79.39	PK	Horizontal
5	5865.38	49.30	34.03	5.94	-39.97	49.30	107.99	58.69	PK	Horizontal

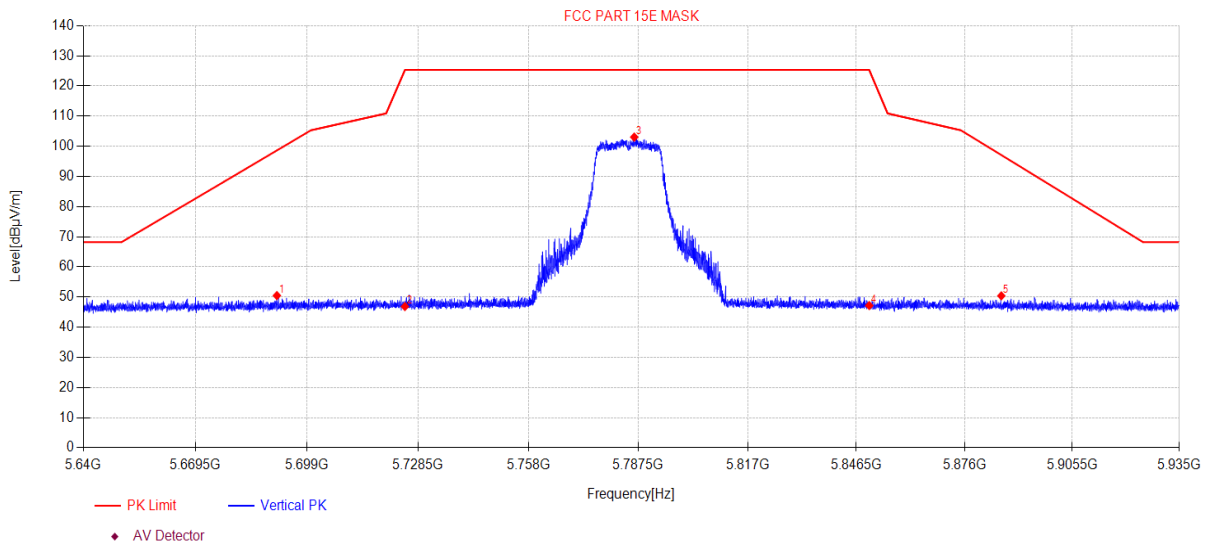
Note:

1. Level = Reading + Cable loss + Antenna Factor + AMP
2. If Peak Result complies with AV limit, AV Result is deemed to comply with AV limit.
3. Test setup: RBW: 1 MHz, VBW: 3 MHz, Sweep time: auto.

TR-4-E-009 Radiated Emission Test Result

Test Date: 2023-12-01 **Tested By:** Bairong
EUT: M6s Mesh Wi-Fi Router **Model Number:** MAAA1
Test Mode: 11N20MIMO TX 5785MHz **Power Supply:** AC 120V/60Hz
Condition: Temp:25.6°C;Humi:56.5% **Test Site:** DDT 3# Chamber
File Path: d:\ts\2023 report data\Q23111603-2E MAAA1\FCC ABOVE 1G 5.8GWIFI\22
Memo: Sample Number:S23111603-02 Power Setting:10

Test Graph



Data List										
NO.	Freq. [MHz]	Reading [dBμV/m]	Antenna Factor [dB]	Cable loss [dB]	AMP [dB]	Level [dBμV/m]	Limit [dBμV/m]	Margin [dB]	Detector	Polarity
1	5691.01	51.05	33.56	5.86	-39.99	50.48	98.63	48.15	PK	Vertical
2	5725.00	47.22	33.75	5.87	-39.99	46.85	125.30	78.45	PK	Vertical
3	5786.41	103.00	34.12	5.90	-39.98	103.04	125.30	22.26	PK	Vertical
4	5850.00	47.21	34.00	5.94	-39.97	47.18	125.27	78.09	PK	Vertical
5	5886.06	50.35	34.07	5.95	-39.96	50.41	97.09	46.68	PK	Vertical

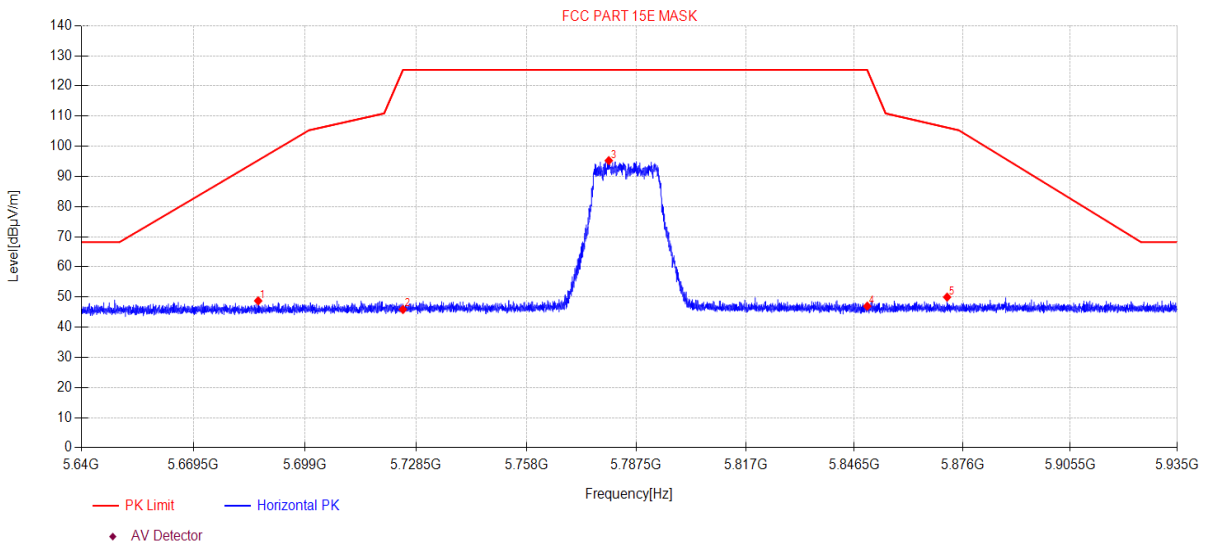
Note:

- Level = Reading + Cable loss + Antenna Factor + AMP
- If Peak Result complies with AV limit, AV Result is deemed to comply with AV limit.
- Test setup: RBW: 1 MHz, VBW: 3 MHz, Sweep time: auto.

TR-4-E-009 Radiated Emission Test Result

Test Date: 2023-12-01 **Tested By:** Bairong
EUT: M6s Mesh Wi-Fi Router **Model Number:** MAAA1
Test Mode: 11AC20MIMO TX 5785MHz **Power Supply:** AC 120V/60Hz
Condition: Temp:25.6°C;Humi:56.5% **Test Site:** DDT 3# Chamber
File Path: d:\ts\2023 report data\Q23111603-2E MAAA1\FCC ABOVE 1G 5.8GWIFI\23
Memo: Sample Number:S23111603-02 Power Setting:10

Test Graph



Data List										
NO.	Freq. [MHz]	Reading [dBμV/m]	Antenna Factor [dB]	Cable loss [dB]	AMP [dB]	Level [dBμV/m]	Limit [dBμV/m]	Margin [dB]	Detector	Polarity
1	5686.58	49.32	33.55	5.85	-39.99	48.73	95.34	46.61	PK	Horizontal
2	5725.00	46.25	33.75	5.87	-39.99	45.88	125.30	79.42	PK	Horizontal
3	5780.10	95.24	34.08	5.90	-39.98	95.24	125.30	30.06	PK	Horizontal
4	5850.00	47.01	34.00	5.94	-39.97	46.98	125.27	78.29	PK	Horizontal
5	5871.78	49.96	34.04	5.95	-39.97	49.98	106.20	56.22	PK	Horizontal

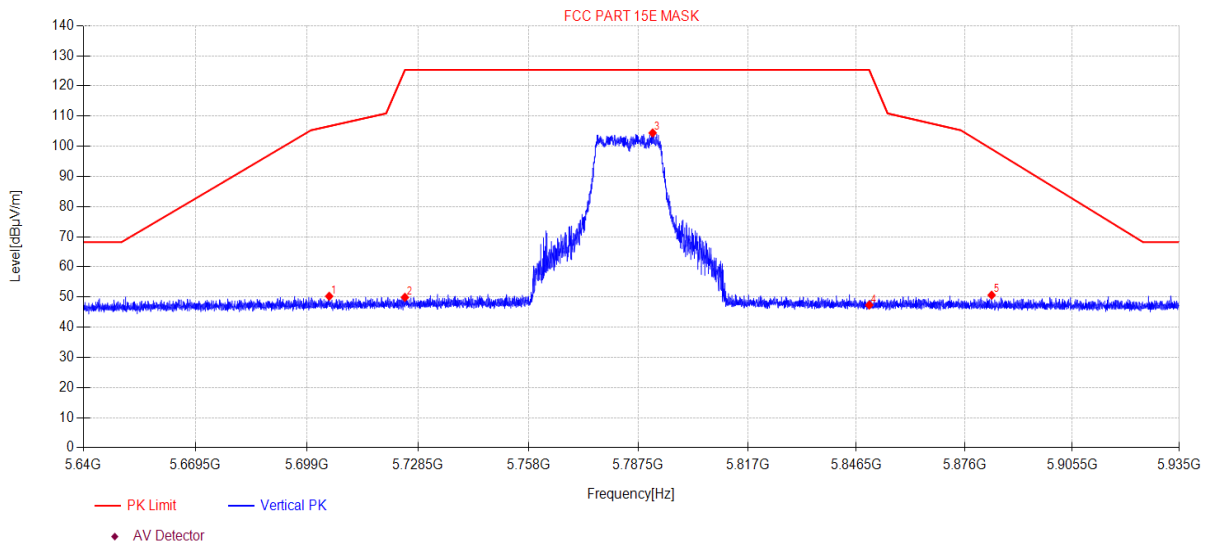
Note:

1. Level = Reading + Cable loss + Antenna Factor + AMP
2. If Peak Result complies with AV limit, AV Result is deemed to comply with AV limit.
3. Test setup: RBW: 1 MHz, VBW: 3 MHz, Sweep time: auto.

TR-4-E-009 Radiated Emission Test Result

Test Date: 2023-12-01 **Tested By:** Bairong
EUT: M6s Mesh Wi-Fi Router **Model Number:** MAAA1
Test Mode: 11AC20MIMO TX 5785MHz **Power Supply:** AC 120V/60Hz
Condition: Temp:25.6°C;Humi:56.5% **Test Site:** DDT 3# Chamber
File Path: d:\ts\2023 report data\Q23111603-2E MAAA1\FCC ABOVE 1G 5.8GWIFI\24
Memo: Sample Number:S23111603-02 Power Setting:10

Test Graph



Data List										
NO.	Freq. [MHz]	Reading [dBμV/m]	Antenna Factor [dB]	Cable loss [dB]	AMP [dB]	Level [dBμV/m]	Limit [dBμV/m]	Margin [dB]	Detector	Polarity
1	5704.87	50.75	33.63	5.86	-39.99	50.25	106.66	56.41	PK	Vertical
2	5725.00	50.27	33.75	5.87	-39.99	49.90	125.30	75.40	PK	Vertical
3	5791.36	104.34	34.15	5.91	-39.98	104.42	125.30	20.88	PK	Vertical
4	5850.00	47.38	34.00	5.94	-39.97	47.35	125.27	77.92	PK	Vertical
5	5883.40	50.57	34.07	5.95	-39.97	50.62	99.06	48.44	PK	Vertical

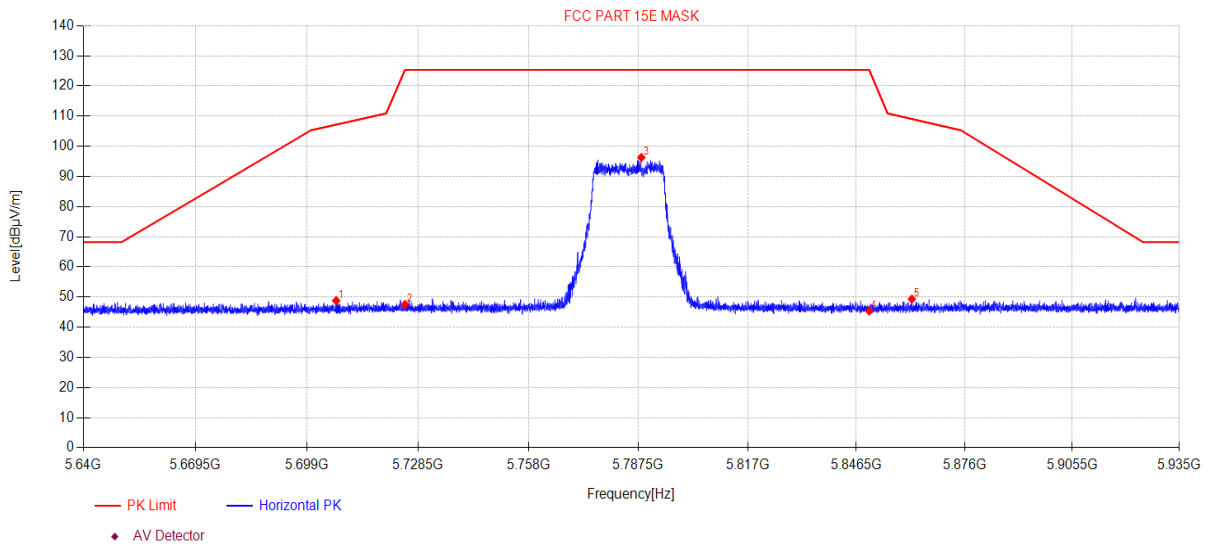
Note:

- Level = Reading + Cable loss + Antenna Factor + AMP
- If Peak Result complies with AV limit, AV Result is deemed to comply with AV limit.
- Test setup: RBW: 1 MHz, VBW: 3 MHz, Sweep time: auto.

TR-4-E-009 Radiated Emission Test Result

Test Date: 2023-12-01 **Tested By:** Bairong
EUT: M6s Mesh Wi-Fi Router **Model Number:** MAAA1
Test Mode: 11AX20MIMO TX 5785MHz **Power Supply:** AC 120V/60Hz
Condition: Temp:25.6°C;Humi:56.5% **Test Site:** DDT 3# Chamber
File Path: d:\ts\2023 report data\Q23111603-2E MAAA1\FCC ABOVE 1G 5.8GWIFI\25
Memo: Sample Number:S23111603-02 Power Setting:10

Test Graph



Data List										
NO.	Freq. [MHz]	Reading [dBµV/m]	Antenna Factor [dB]	Cable loss [dB]	AMP [dB]	Level [dBµV/m]	Limit [dBµV/m]	Margin [dB]	Detector	Polarity
1	5706.73	49.29	33.64	5.86	-39.99	48.80	107.18	58.38	PK	Horizontal
2	5725.00	47.92	33.75	5.87	-39.99	47.55	125.30	77.75	PK	Horizontal
3	5788.33	96.23	34.13	5.90	-39.98	96.28	125.30	29.02	PK	Horizontal
4	5850.00	45.38	34.00	5.94	-39.97	45.35	125.27	79.92	PK	Horizontal
5	5861.60	49.33	34.02	5.94	-39.97	49.32	109.05	59.73	PK	Horizontal

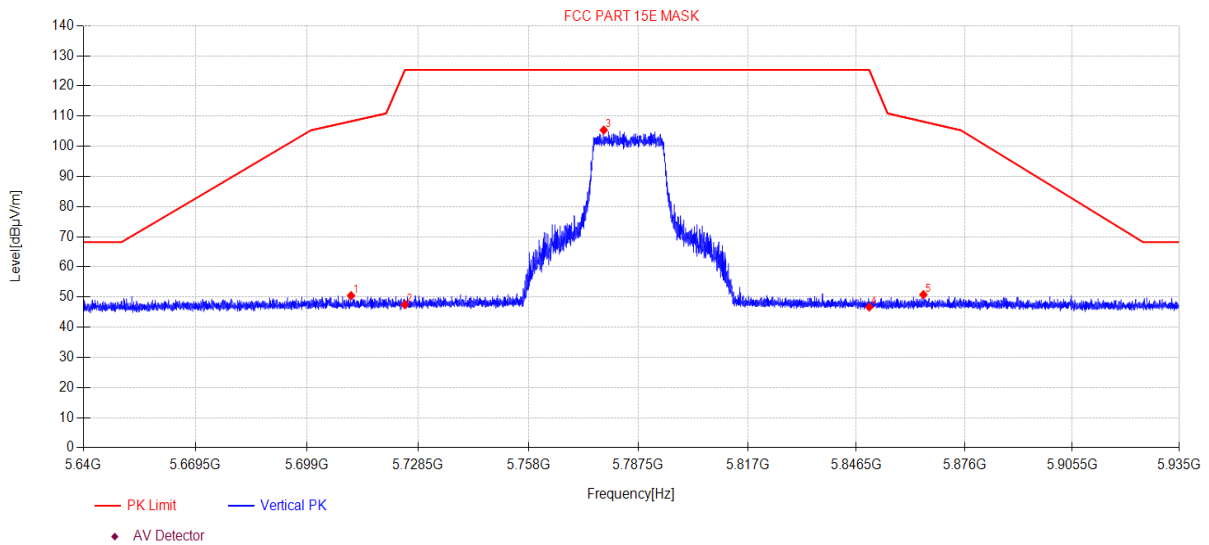
Note:

1. Level = Reading + Cable loss + Antenna Factor + AMP
2. If Peak Result complies with AV limit, AV Result is deemed to comply with AV limit.
3. Test setup: RBW: 1 MHz, VBW: 3 MHz, Sweep time: auto.

TR-4-E-009 Radiated Emission Test Result

Test Date: 2023-12-01 **Tested By:** Bairong
EUT: M6s Mesh Wi-Fi Router **Model Number:** MAAA1
Test Mode: 11AX20MIMO TX 5785MHz **Power Supply:** AC 120V/60Hz
Condition: Temp:25.6°C;Humi:56.5% **Test Site:** DDT 3# Chamber
File Path: d:\ts\2023 report data\Q23111603-2E MAAA1\FCC ABOVE 1G 5.8GWIFI\26
Memo: Sample Number:S23111603-02 Power Setting:10

Test Graph



Data List										
NO.	Freq. [MHz]	Reading [dBµV/m]	Antenna Factor [dB]	Cable loss [dB]	AMP [dB]	Level [dBµV/m]	Limit [dBµV/m]	Margin [dB]	Detector	Polarity
1	5710.68	50.92	33.66	5.87	-39.99	50.46	108.29	57.83	PK	Vertical
2	5725.00	47.82	33.75	5.87	-39.99	47.45	125.30	77.85	PK	Vertical
3	5778.21	105.38	34.07	5.90	-39.98	105.37	125.30	19.93	PK	Vertical
4	5850.00	46.71	34.00	5.94	-39.97	46.68	125.27	78.59	PK	Vertical
5	5864.76	50.79	34.03	5.94	-39.97	50.79	108.17	57.38	PK	Vertical

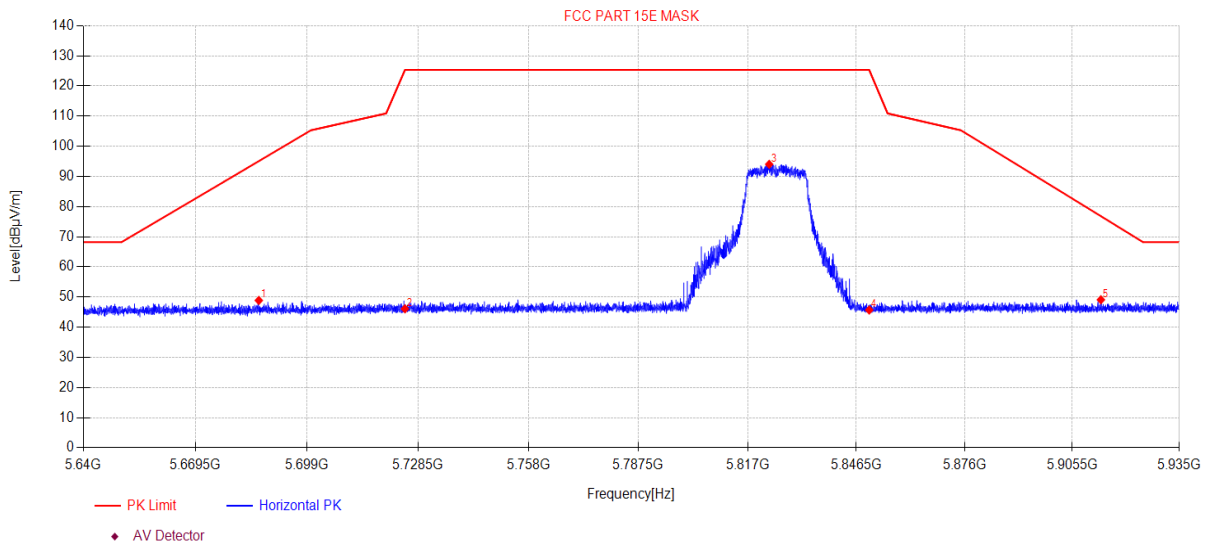
Note:

1. Level = Reading + Cable loss + Antenna Factor + AMP
2. If Peak Result complies with AV limit, AV Result is deemed to comply with AV limit.
3. Test setup: RBW: 1 MHz, VBW: 3 MHz, Sweep time: auto.

TR-4-E-009 Radiated Emission Test Result

Test Date: 2023-12-01 **Tested By:** Bairong
EUT: M6s Mesh Wi-Fi Router **Model Number:** MAAA1
Test Mode: 11A ANT1 TX 5825MHz **Power Supply:** AC 120V/60Hz
Condition: Temp:25.6°C;Humi:56.5% **Test Site:** DDT 3# Chamber
File Path: d:\ts\2023 report data\Q23111603-2E MAAA1\FCC ABOVE 1G 5.8GWIFI\27
Memo: Sample Number:S23111603-02 Power Setting:10

Test Graph



Data List										
NO.	Freq. [MHz]	Reading [dBµV/m]	Antenna Factor [dB]	Cable loss [dB]	AMP [dB]	Level [dBµV/m]	Limit [dBµV/m]	Margin [dB]	Detector	Polarity
1	5686.23	49.47	33.54	5.85	-39.99	48.87	95.08	46.21	PK	Horizontal
2	5725.00	46.47	33.75	5.87	-39.99	46.10	125.30	79.20	PK	Horizontal
3	5822.84	93.97	34.11	5.92	-39.97	94.03	125.30	31.27	PK	Horizontal
4	5850.00	45.71	34.00	5.94	-39.97	45.68	125.27	79.59	PK	Horizontal
5	5913.38	48.96	34.13	5.97	-39.96	49.10	76.82	27.72	PK	Horizontal

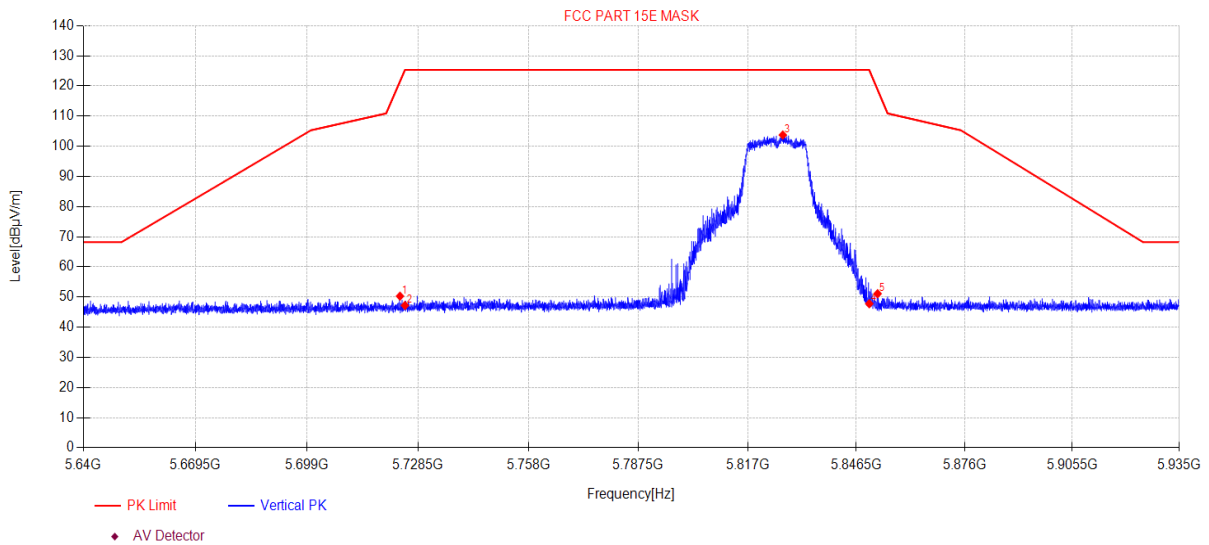
Note:

1. Level = Reading + Cable loss + Antenna Factor + AMP
2. If Peak Result complies with AV limit, AV Result is deemed to comply with AV limit.
3. Test setup: RBW: 1 MHz, VBW: 3 MHz, Sweep time: auto.

TR-4-E-009 Radiated Emission Test Result

Test Date: 2023-12-01 **Tested By:** Bairong
EUT: M6s Mesh Wi-Fi Router **Model Number:** MAAA1
Test Mode: 11A ANT1 TX 5825MHz **Power Supply:** AC 120V/60Hz
Condition: Temp:25.6°C;Humi:56.5% **Test Site:** DDT 3# Chamber
File Path: d:\ts\2023 report data\Q23111603-2E MAAA1\FCC ABOVE 1G 5.8GWIFI\28
Memo: Sample Number:S23111603-02 Power Setting:10

Test Graph



Data List										
NO.	Freq. [MHz]	Reading [dBµV/m]	Antenna Factor [dB]	Cable loss [dB]	AMP [dB]	Level [dBµV/m]	Limit [dBµV/m]	Margin [dB]	Detector	Polarity
1	5723.69	50.67	33.74	5.87	-39.99	50.29	121.53	71.24	PK	Vertical
2	5725.00	47.58	33.75	5.87	-39.99	47.21	125.30	78.09	PK	Vertical
3	5826.53	103.69	34.09	5.92	-39.97	103.73	125.30	21.57	PK	Vertical
4	5850.00	47.81	34.00	5.94	-39.97	47.78	125.27	77.49	PK	Vertical
5	5852.28	51.13	34.00	5.94	-39.97	51.10	118.73	67.63	PK	Vertical

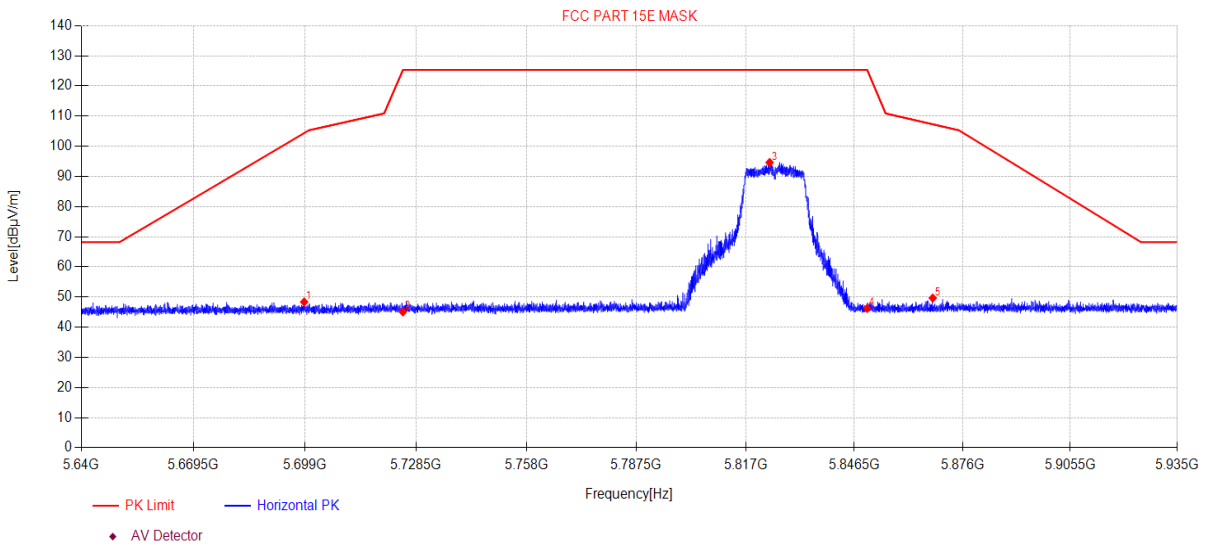
Note:

1. Level = Reading + Cable loss + Antenna Factor + AMP
2. If Peak Result complies with AV limit, AV Result is deemed to comply with AV limit.
3. Test setup: RBW: 1 MHz, VBW: 3 MHz, Sweep time: auto.

TR-4-E-009 Radiated Emission Test Result

Test Date: 2023-12-01 **Tested By:** Bairong
EUT: M6s Mesh Wi-Fi Router **Model Number:** MAAA1
Test Mode: 11A ANT2 TX 5825MHz **Power Supply:** AC 120V/60Hz
Condition: Temp:25.6°C;Humi:56.5% **Test Site:** DDT 3# Chamber
File Path: d:\ts\2023 report data\Q23111603-2E MAAA1\FCC ABOVE 1G 5.8GWIFI\29
Memo: Sample Number:S23111603-02 Power Setting:10

Test Graph



Data List										
NO.	Freq. [MHz]	Reading [dBµV/m]	Antenna Factor [dB]	Cable loss [dB]	AMP [dB]	Level [dBµV/m]	Limit [dBµV/m]	Margin [dB]	Detector	Polarity
1	5698.76	48.88	33.60	5.86	-39.99	48.35	104.38	56.03	PK	Horizontal
2	5725.00	45.44	33.75	5.87	-39.99	45.07	125.30	80.23	PK	Horizontal
3	5823.49	94.55	34.11	5.92	-39.97	94.61	125.30	30.69	PK	Horizontal
4	5850.00	46.27	34.00	5.94	-39.97	46.24	125.27	79.03	PK	Horizontal
5	5867.86	49.65	34.04	5.94	-39.97	49.66	107.30	57.64	PK	Horizontal

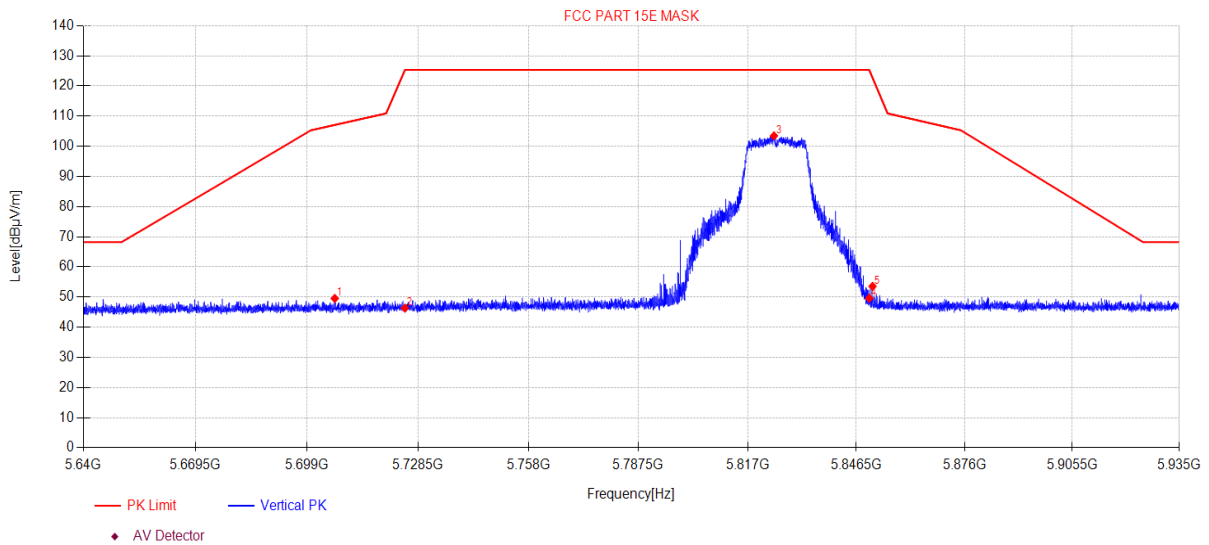
Note:

1. Level = Reading + Cable loss + Antenna Factor + AMP
2. If Peak Result complies with AV limit, AV Result is deemed to comply with AV limit.
3. Test setup: RBW: 1 MHz, VBW: 3 MHz, Sweep time: auto.

TR-4-E-009 Radiated Emission Test Result

Test Date: 2023-12-01 **Tested By:** Bairong
EUT: M6s Mesh Wi-Fi Router **Model Number:** MAAA1
Test Mode: 11A ANT2 TX 5825MHz **Power Supply:** AC 120V/60Hz
Condition: Temp:25.6°C;Humi:56.5% **Test Site:** DDT 3# Chamber
File Path: d:\ts\2023 report data\Q23111603-2E MAAA1\FCC ABOVE 1G 5.8GWIFI\30
Memo: Sample Number:S23111603-02 Power Setting:10

Test Graph



Data List										
NO.	Freq. [MHz]	Reading [dBµV/m]	Antenna Factor [dB]	Cable loss [dB]	AMP [dB]	Level [dBµV/m]	Limit [dBµV/m]	Margin [dB]	Detector	Polarity
1	5706.35	50.03	33.64	5.86	-39.99	49.54	107.08	57.54	PK	Vertical
2	5725.00	46.68	33.75	5.87	-39.99	46.31	125.30	78.99	PK	Vertical
3	5824.14	103.41	34.10	5.92	-39.97	103.46	125.30	21.84	PK	Vertical
4	5850.00	49.65	34.00	5.94	-39.97	49.62	125.27	75.65	PK	Vertical
5	5850.90	53.58	34.00	5.94	-39.97	53.55	122.72	69.17	PK	Vertical

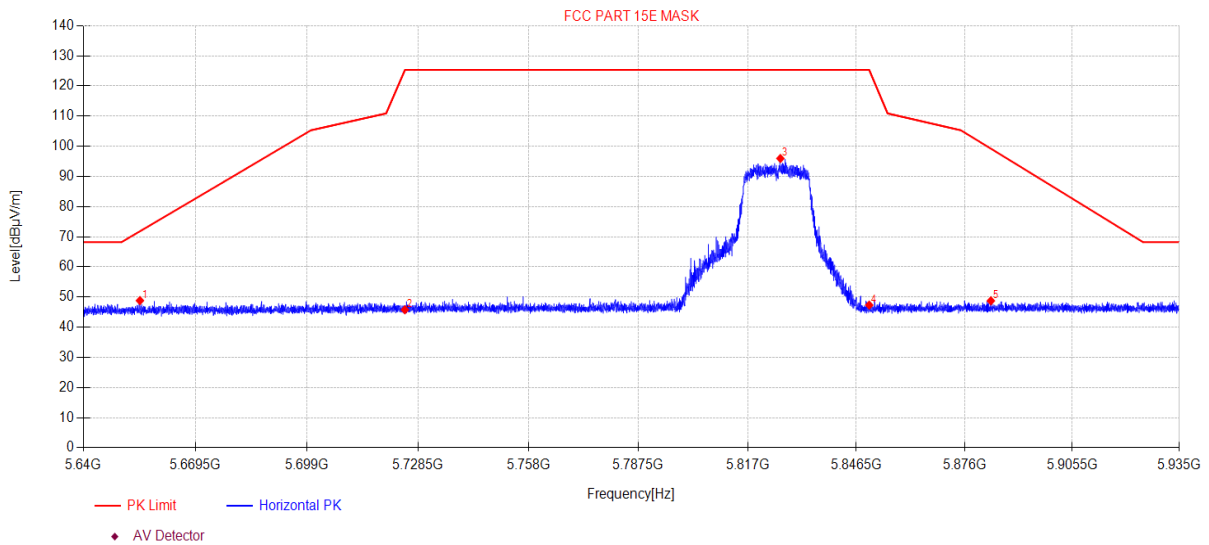
Note:

1. Level = Reading + Cable loss + Antenna Factor + AMP
2. If Peak Result complies with AV limit, AV Result is deemed to comply with AV limit.
3. Test setup: RBW: 1 MHz, VBW: 3 MHz, Sweep time: auto.

TR-4-E-009 Radiated Emission Test Result

Test Date: 2023-12-01 **Tested By:** Bairong
EUT: M6s Mesh Wi-Fi Router **Model Number:** MAAA1
Test Mode: 11N20MIMO TX 5825MHz **Power Supply:** AC 120V/60Hz
Condition: Temp:25.6°C;Humi:56.5% **Test Site:** DDT 3# Chamber
File Path: d:\ts\2023 report data\Q23111603-2E MAAA1\FCC ABOVE 1G 5.8GWIFI\31
Memo: Sample Number:S23111603-02 Power Setting:10

Test Graph



Data List										
NO.	Freq. [MHz]	Reading [dBμV/m]	Antenna Factor [dB]	Cable loss [dB]	AMP [dB]	Level [dBμV/m]	Limit [dBμV/m]	Margin [dB]	Detector	Polarity
1	5654.87	49.55	33.42	5.84	-39.99	48.82	71.81	22.99	PK	Horizontal
2	5725.00	46.15	33.75	5.87	-39.99	45.78	125.30	79.52	PK	Horizontal
3	5825.88	95.90	34.10	5.92	-39.97	95.95	125.30	29.35	PK	Horizontal
4	5850.00	47.36	34.00	5.94	-39.97	47.33	125.27	77.94	PK	Horizontal
5	5883.20	48.69	34.07	5.95	-39.97	48.74	99.22	50.48	PK	Horizontal

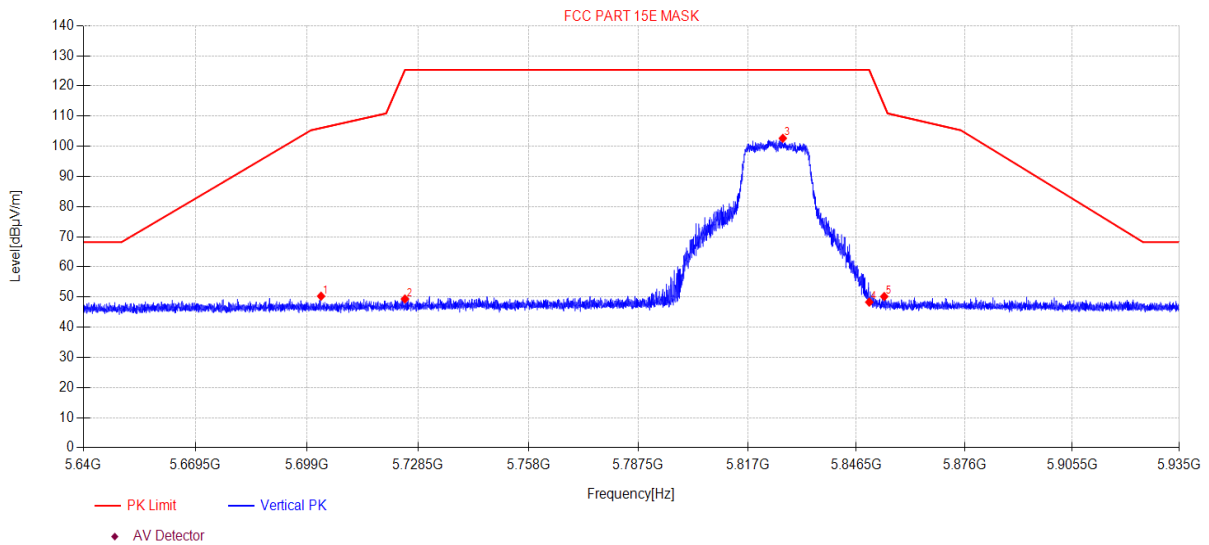
Note:

1. Level = Reading + Cable loss + Antenna Factor + AMP
2. If Peak Result complies with AV limit, AV Result is deemed to comply with AV limit.
3. Test setup: RBW: 1 MHz, VBW: 3 MHz, Sweep time: auto.

TR-4-E-009 Radiated Emission Test Result

Test Date: 2023-12-01 **Tested By:** Bairong
EUT: M6s Mesh Wi-Fi Router **Model Number:** MAAA1
Test Mode: 11N20MIMO TX 5825MHz **Power Supply:** AC 120V/60Hz
Condition: Temp:25.6°C;Humi:56.5% **Test Site:** DDT 3# Chamber
File Path: d:\ts\2023 report data\Q23111603-2E MAAA1\FCC ABOVE 1G 5.8GWIFI\32
Memo: Sample Number:S23111603-02 Power Setting:10

Test Graph



Data List										
NO.	Freq. [MHz]	Reading [dBµV/m]	Antenna Factor [dB]	Cable loss [dB]	AMP [dB]	Level [dBµV/m]	Limit [dBµV/m]	Margin [dB]	Detector	Polarity
1	5702.72	50.80	33.62	5.86	-39.99	50.29	106.06	55.77	PK	Vertical
2	5725.00	49.72	33.75	5.87	-39.99	49.35	125.30	75.95	PK	Vertical
3	5826.53	102.61	34.09	5.92	-39.97	102.65	125.30	22.65	PK	Vertical
4	5850.00	48.33	34.00	5.94	-39.97	48.30	125.27	76.97	PK	Vertical
5	5854.08	50.20	34.01	5.94	-39.97	50.18	113.55	63.37	PK	Vertical

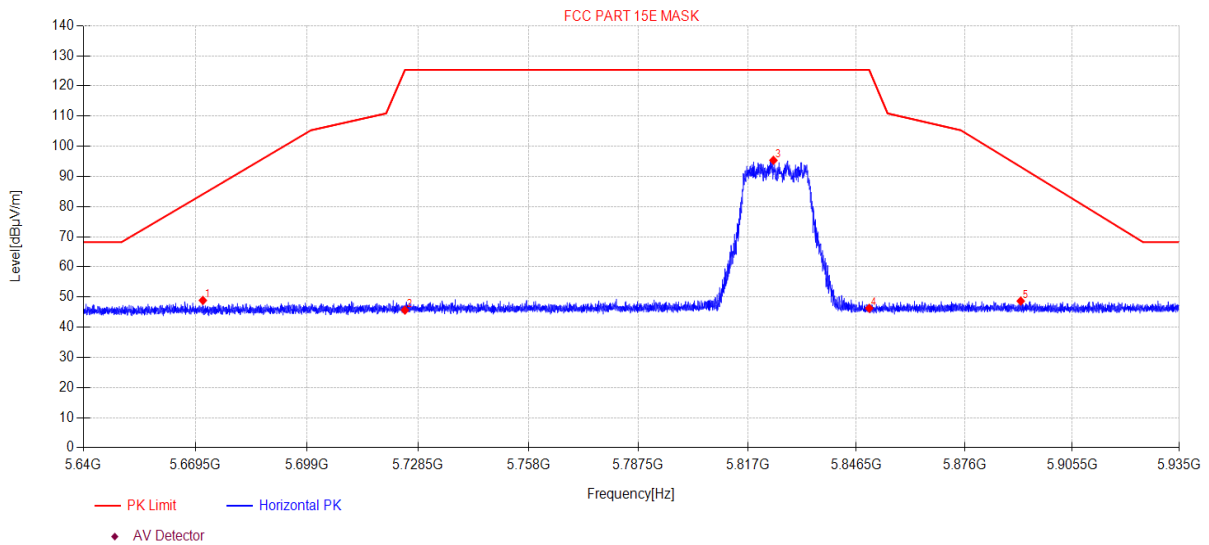
Note:

1. Level = Reading + Cable loss + Antenna Factor + AMP
2. If Peak Result complies with AV limit, AV Result is deemed to comply with AV limit.
3. Test setup: RBW: 1 MHz, VBW: 3 MHz, Sweep time: auto.

TR-4-E-009 Radiated Emission Test Result

Test Date: 2023-12-01 **Tested By:** Bairong
EUT: M6s Mesh Wi-Fi Router **Model Number:** MAAA1
Test Mode: 11AC20MIMO TX 5825MHz **Power Supply:** AC 120V/60Hz
Condition: Temp:25.6°C;Humi:56.5% **Test Site:** DDT 3# Chamber
File Path: d:\ts\2023 report data\Q23111603-2E MAAA1\FCC ABOVE 1G 5.8GWIFI\33
Memo: Sample Number:S23111603-02 Power Setting:10

Test Graph



Data List										
NO.	Freq. [MHz]	Reading [dBµV/m]	Antenna Factor [dB]	Cable loss [dB]	AMP [dB]	Level [dBµV/m]	Limit [dBµV/m]	Margin [dB]	Detector	Polarity
1	5671.45	49.53	33.49	5.85	-39.99	48.88	84.11	35.23	PK	Horizontal
2	5725.00	46.02	33.75	5.87	-39.99	45.65	125.30	79.65	PK	Horizontal
3	5823.99	95.30	34.10	5.92	-39.97	95.35	125.30	29.95	PK	Horizontal
4	5850.00	46.30	34.00	5.94	-39.97	46.27	125.27	79.00	PK	Horizontal
5	5891.37	48.58	34.08	5.96	-39.96	48.66	93.15	44.49	PK	Horizontal

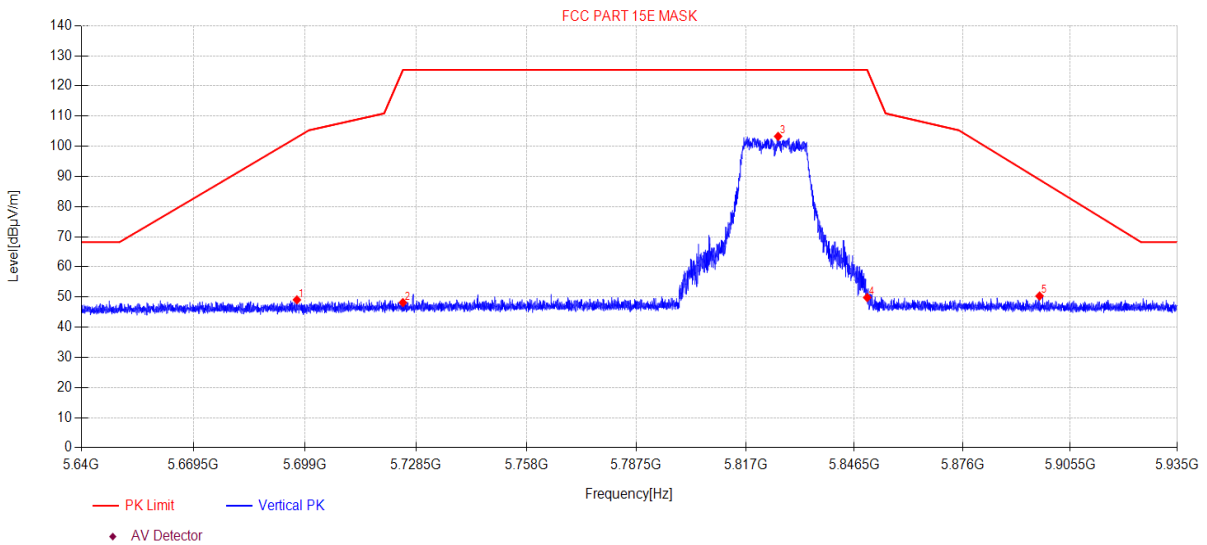
Note:

1. Level = Reading + Cable loss + Antenna Factor + AMP
2. If Peak Result complies with AV limit, AV Result is deemed to comply with AV limit.
3. Test setup: RBW: 1 MHz, VBW: 3 MHz, Sweep time: auto.

TR-4-E-009 Radiated Emission Test Result

Test Date: 2023-12-01 **Tested By:** Bairong
EUT: M6s Mesh Wi-Fi Router **Model Number:** MAAA1
Test Mode: 11AC20MIMO TX 5825MHz **Power Supply:** AC 120V/60Hz
Condition: Temp:25.6°C;Humi:56.5% **Test Site:** DDT 3# Chamber
File Path: d:\ts\2023 report data\Q23111603-2E MAAA1\FCC ABOVE 1G 5.8GWIFI\34
Memo: Sample Number:S23111603-02 Power Setting:10

Test Graph



Data List										
NO.	Freq. [MHz]	Reading [dBµV/m]	Antenna Factor [dB]	Cable loss [dB]	AMP [dB]	Level [dBµV/m]	Limit [dBµV/m]	Margin [dB]	Detector	Polarity
1	5696.85	49.60	33.59	5.86	-39.99	49.06	102.96	53.90	PK	Vertical
2	5725.00	48.53	33.75	5.87	-39.99	48.16	125.30	77.14	PK	Vertical
3	5825.79	103.23	34.10	5.92	-39.97	103.28	125.30	22.02	PK	Vertical
4	5850.00	49.86	34.00	5.94	-39.97	49.83	125.27	75.44	PK	Vertical
5	5897.09	50.24	34.09	5.96	-39.96	50.33	88.91	38.58	PK	Vertical

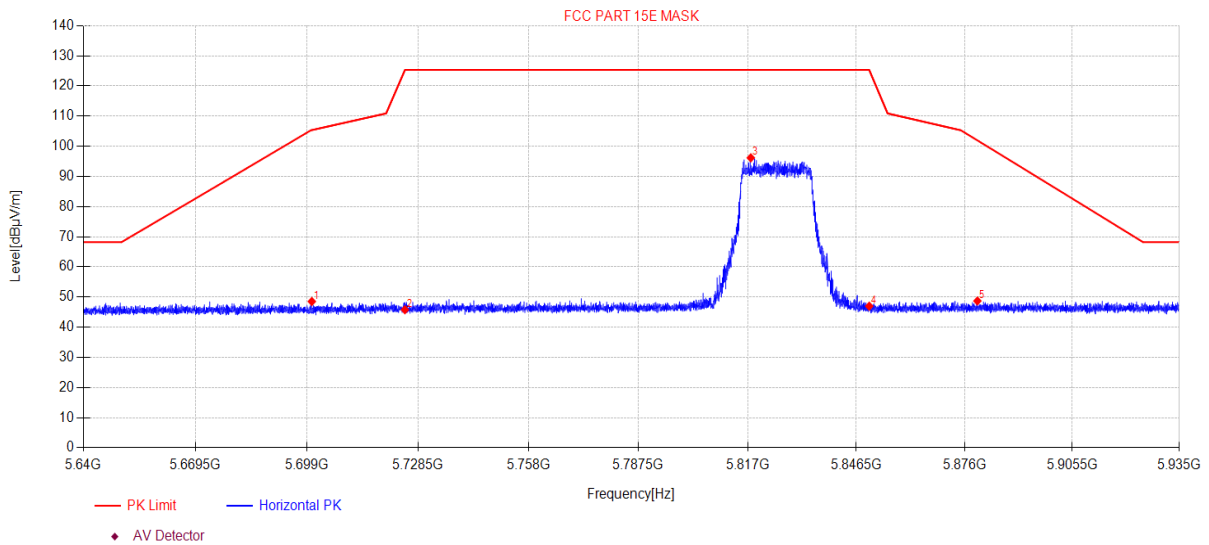
Note:

1. Level = Reading + Cable loss + Antenna Factor + AMP
2. If Peak Result complies with AV limit, AV Result is deemed to comply with AV limit.
3. Test setup: RBW: 1 MHz, VBW: 3 MHz, Sweep time: auto.

TR-4-E-009 Radiated Emission Test Result

Test Date: 2023-12-01 **Tested By:** Bairong
EUT: M6s Mesh Wi-Fi Router **Model Number:** MAAA1
Test Mode: 11AX20MIMO TX 5825MHz **Power Supply:** AC 120V/60Hz
Condition: Temp:25.6°C;Humi:56.5% **Test Site:** DDT 3# Chamber
File Path: d:\ts\2023 report data\Q23111603-2E MAAA1\FCC ABOVE 1G 5.8GWIFI\35
Memo: Sample Number:S23111603-02 Power Setting:10

Test Graph



Data List										
NO.	Freq. [MHz]	Reading [dBµV/m]	Antenna Factor [dB]	Cable loss [dB]	AMP [dB]	Level [dBµV/m]	Limit [dBµV/m]	Margin [dB]	Detector	Polarity
1	5700.27	49.05	33.60	5.86	-39.99	48.52	105.38	56.86	PK	Horizontal
2	5725.00	46.14	33.75	5.87	-39.99	45.77	125.30	79.53	PK	Horizontal
3	5817.86	96.09	34.13	5.92	-39.97	96.17	125.30	29.13	PK	Horizontal
4	5850.00	47.01	34.00	5.94	-39.97	46.98	125.27	78.29	PK	Horizontal
5	5879.51	48.66	34.06	5.95	-39.97	48.70	101.95	53.25	PK	Horizontal

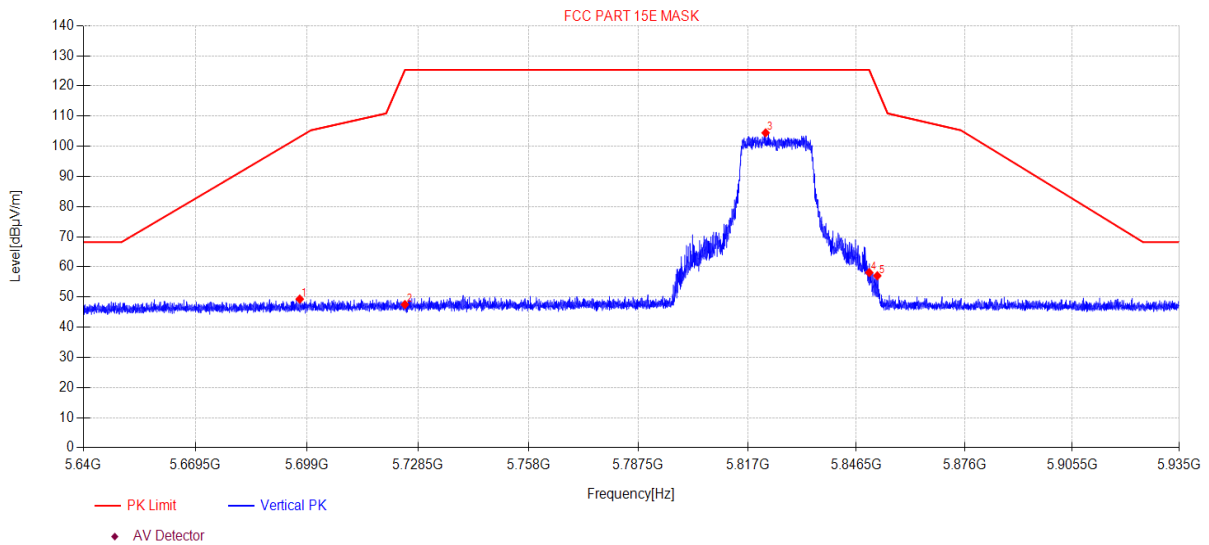
Note:

1. Level = Reading + Cable loss + Antenna Factor + AMP
2. If Peak Result complies with AV limit, AV Result is deemed to comply with AV limit.
3. Test setup: RBW: 1 MHz, VBW: 3 MHz, Sweep time: auto.

TR-4-E-009 Radiated Emission Test Result

Test Date: 2023-12-01 **Tested By:** Bairong
EUT: M6s Mesh Wi-Fi Router **Model Number:** MAAA1
Test Mode: 11AX20MIMO TX 5825MHz **Power Supply:** AC 120V/60Hz
Condition: Temp:25.6°C;Humi:56.5% **Test Site:** DDT 3# Chamber
File Path: d:\ts\2023 report data\Q23111603-2E MAAA1\FCC ABOVE 1G 5.8GWIFI\36
Memo: Sample Number:S23111603-02 Power Setting:10

Test Graph



Data List										
NO.	Freq. [MHz]	Reading [dBµV/m]	Antenna Factor [dB]	Cable loss [dB]	AMP [dB]	Level [dBµV/m]	Limit [dBµV/m]	Margin [dB]	Detector	Polarity
1	5697.05	49.85	33.59	5.86	-39.99	49.31	103.11	53.80	PK	Vertical
2	5725.00	47.88	33.75	5.87	-39.99	47.51	125.30	77.79	PK	Vertical
3	5821.87	104.40	34.11	5.92	-39.97	104.46	125.30	20.84	PK	Vertical
4	5850.00	58.15	34.00	5.94	-39.97	58.12	125.27	67.15	PK	Vertical
5	5852.19	57.08	34.00	5.94	-39.97	57.05	118.98	61.93	PK	Vertical

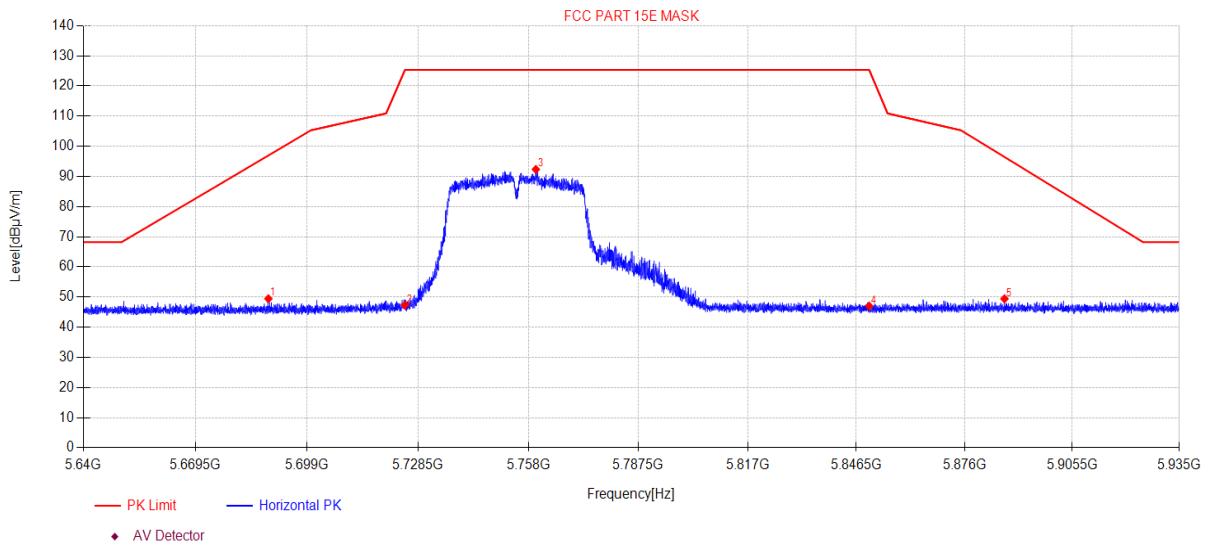
Note:

1. Level = Reading + Cable loss + Antenna Factor + AMP
2. If Peak Result complies with AV limit, AV Result is deemed to comply with AV limit.
3. Test setup: RBW: 1 MHz, VBW: 3 MHz, Sweep time: auto.

TR-4-E-009 Radiated Emission Test Result

Test Date: 2023-12-01 **Tested By:** Bairong
EUT: M6s Mesh Wi-Fi Router **Model Number:** MAAA1
Test Mode: 11N40MIMO TX 5755MHz **Power Supply:** AC 120V/60Hz
Condition: Temp:25.6°C;Humi:56.5% **Test Site:** DDT 3# Chamber
File Path: d:\ts\2023 report data\Q23111603-2E MAAA1\FCC ABOVE 1G 5.8GWIFI\37
Memo: Sample Number:S23111603-02 Power Setting:10

Test Graph



Data List										
NO.	Freq. [MHz]	Reading [dBµV/m]	Antenna Factor [dB]	Cable loss [dB]	AMP [dB]	Level [dBµV/m]	Limit [dBµV/m]	Margin [dB]	Detector	Polarity
1	5688.76	50.02	33.56	5.85	-39.99	49.44	96.96	47.52	PK	Horizontal
2	5725.00	47.69	33.75	5.87	-39.99	47.32	125.30	77.98	PK	Horizontal
3	5759.98	92.47	33.96	5.89	-39.98	92.34	125.30	32.96	PK	Horizontal
4	5850.00	47.02	34.00	5.94	-39.97	46.99	125.27	78.28	PK	Horizontal
5	5886.92	49.34	34.07	5.95	-39.96	49.40	96.46	47.06	PK	Horizontal

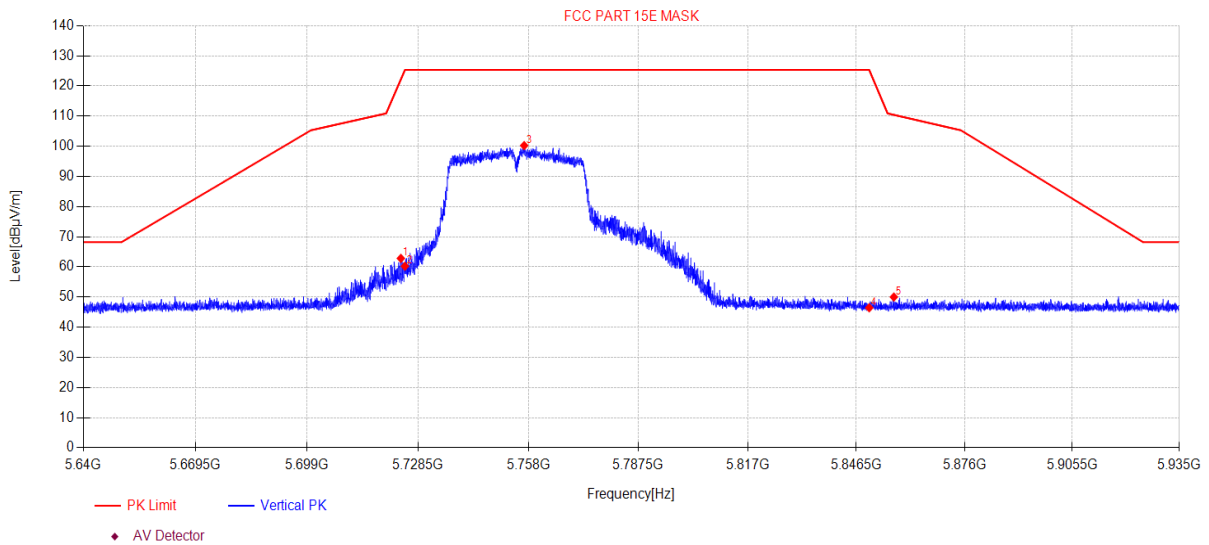
Note:

1. Level = Reading + Cable loss + Antenna Factor + AMP
2. If Peak Result complies with AV limit, AV Result is deemed to comply with AV limit.
3. Test setup: RBW: 1 MHz, VBW: 3 MHz, Sweep time: auto.

TR-4-E-009 Radiated Emission Test Result

Test Date: 2023-12-01 **Tested By:** Bairong
EUT: M6s Mesh Wi-Fi Router **Model Number:** MAAA1
Test Mode: 11N40MIMO TX 5755MHz **Power Supply:** AC 120V/60Hz
Condition: Temp:25.6°C;Humi:56.5% **Test Site:** DDT 3# Chamber
File Path: d:\ts\2023 report data\Q23111603-2E MAAA1\FCC ABOVE 1G 5.8GWIFI\38
Memo: Sample Number:S23111603-02 Power Setting:10

Test Graph



Data List										
NO.	Freq. [MHz]	Reading [dBµV/m]	Antenna Factor [dB]	Cable loss [dB]	AMP [dB]	Level [dBµV/m]	Limit [dBµV/m]	Margin [dB]	Detector	Polarity
1	5723.93	63.20	33.74	5.87	-39.99	62.82	122.21	59.39	PK	Vertical
2	5725.00	60.59	33.75	5.87	-39.99	60.22	125.30	65.08	PK	Vertical
3	5756.85	100.39	33.94	5.89	-39.98	100.24	125.30	25.06	PK	Vertical
4	5850.00	46.46	34.00	5.94	-39.97	46.43	125.27	78.84	PK	Vertical
5	5856.71	50.03	34.01	5.94	-39.97	50.01	110.42	60.41	PK	Vertical

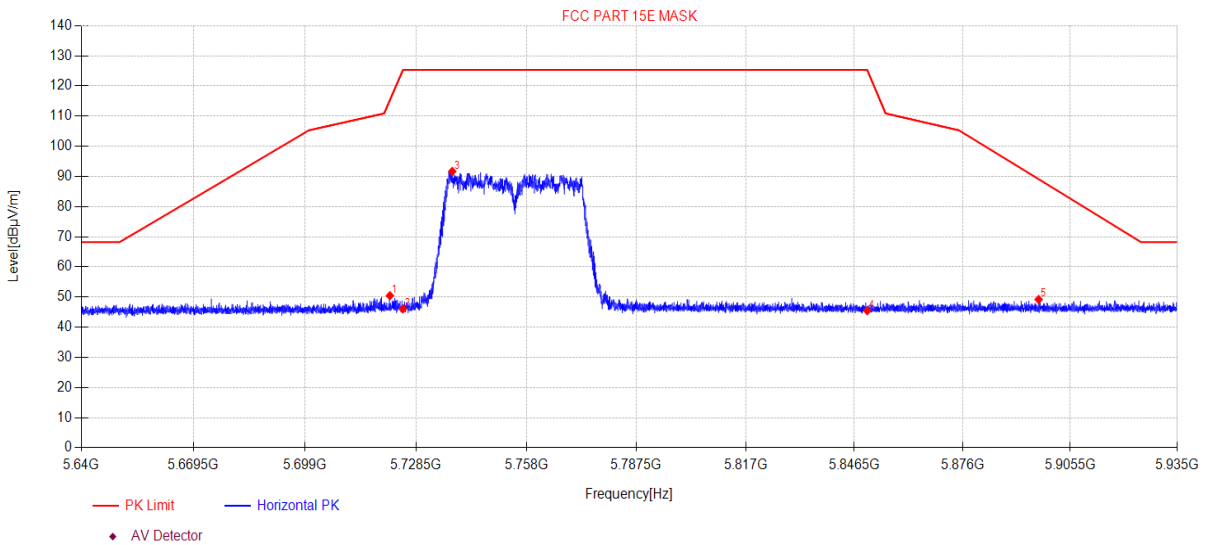
Note:

1. Level = Reading + Cable loss + Antenna Factor + AMP
2. If Peak Result complies with AV limit, AV Result is deemed to comply with AV limit.
3. Test setup: RBW: 1 MHz, VBW: 3 MHz, Sweep time: auto.

TR-4-E-009 Radiated Emission Test Result

Test Date: 2023-12-01 **Tested By:** Bairong
EUT: M6s Mesh Wi-Fi Router **Model Number:** MAAA1
Test Mode: 11AC40MIMO TX 5755MHz **Power Supply:** AC 120V/60Hz
Condition: Temp:25.6°C;Humi:56.5% **Test Site:** DDT 3# Chamber
File Path: d:\ts\2023 report data\Q23111603-2E MAAA1\FCC ABOVE 1G 5.8GWIFI\39
Memo: Sample Number:S23111603-02 Power Setting:10

Test Graph



Data List										
NO.	Freq. [MHz]	Reading [dBµV/m]	Antenna Factor [dB]	Cable loss [dB]	AMP [dB]	Level [dBµV/m]	Limit [dBµV/m]	Margin [dB]	Detector	Polarity
1	5721.54	50.84	33.73	5.87	-39.99	50.45	115.33	64.88	PK	Horizontal
2	5725.00	46.42	33.75	5.87	-39.99	46.05	125.30	79.25	PK	Horizontal
3	5738.15	91.95	33.83	5.88	-39.98	91.68	125.30	33.62	PK	Horizontal
4	5850.00	45.50	34.00	5.94	-39.97	45.47	125.27	79.80	PK	Horizontal
5	5896.83	49.09	34.09	5.96	-39.96	49.18	89.10	39.92	PK	Horizontal

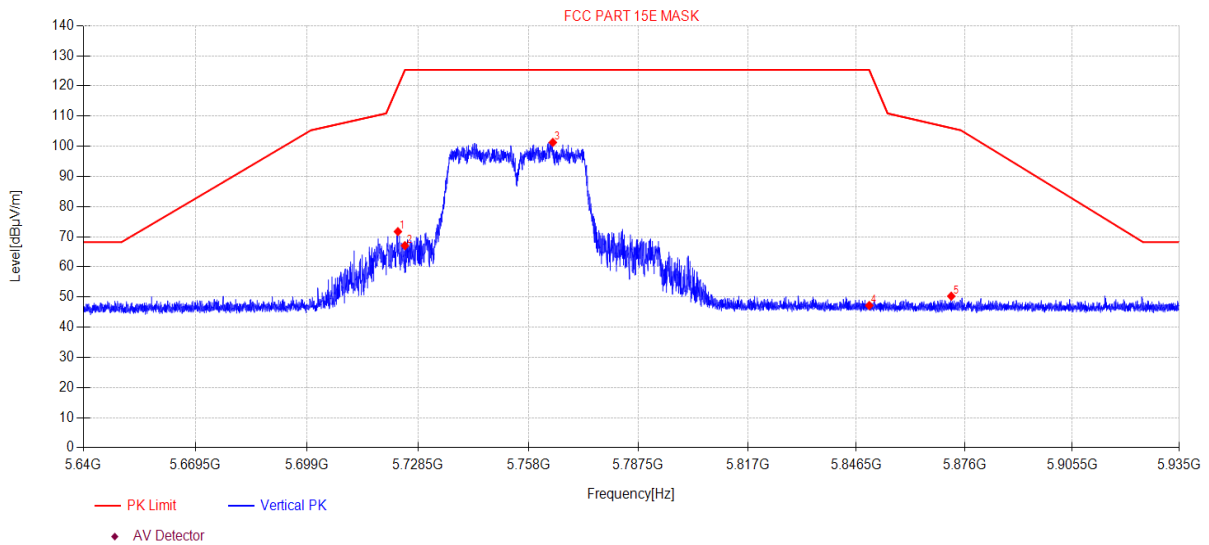
Note:

1. Level = Reading + Cable loss + Antenna Factor + AMP
2. If Peak Result complies with AV limit, AV Result is deemed to comply with AV limit.
3. Test setup: RBW: 1 MHz, VBW: 3 MHz, Sweep time: auto.

TR-4-E-009 Radiated Emission Test Result

Test Date: 2023-12-01 **Tested By:** Bairong
EUT: M6s Mesh Wi-Fi Router **Model Number:** MAAA1
Test Mode: 11AC40MIMO TX 5755MHz **Power Supply:** AC 120V/60Hz
Condition: Temp:25.6°C;Humi:56.5% **Test Site:** DDT 3# Chamber
File Path: d:\ts\2023 report data\Q23111603-2E MAAA1\FCC ABOVE 1G 5.8GWIFI\40
Memo: Sample Number:S23111603-02 Power Setting:10

Test Graph



Data List										
NO.	Freq. [MHz]	Reading [dBμV/m]	Antenna Factor [dB]	Cable loss [dB]	AMP [dB]	Level [dBμV/m]	Limit [dBμV/m]	Margin [dB]	Detector	Polarity
1	5723.13	72.08	33.74	5.87	-39.99	71.70	119.92	48.22	PK	Vertical
2	5725.00	67.41	33.75	5.87	-39.99	67.04	125.30	58.26	PK	Vertical
3	5764.52	101.37	33.99	5.89	-39.98	101.27	125.30	24.03	PK	Vertical
4	5850.00	47.23	34.00	5.94	-39.97	47.20	125.27	78.07	PK	Vertical
5	5872.37	50.26	34.04	5.95	-39.97	50.28	106.04	55.76	PK	Vertical

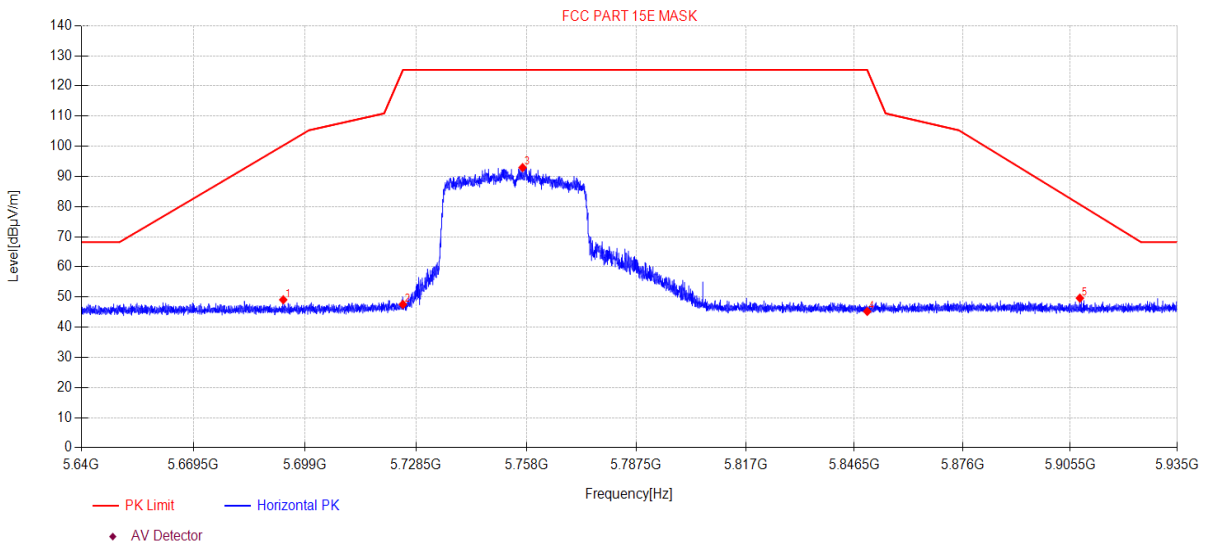
Note:

1. Level = Reading + Cable loss + Antenna Factor + AMP
2. If Peak Result complies with AV limit, AV Result is deemed to comply with AV limit.
3. Test setup: RBW: 1 MHz, VBW: 3 MHz, Sweep time: auto.

TR-4-E-009 Radiated Emission Test Result

Test Date: 2023-12-01 **Tested By:** Bairong
EUT: M6s Mesh Wi-Fi Router **Model Number:** MAAA1
Test Mode: 11AX40MIMO TX 5755MHz **Power Supply:** AC 120V/60Hz
Condition: Temp:25.6°C;Humi:56.5% **Test Site:** DDT 3# Chamber
File Path: d:\ts\2023 report data\Q23111603-2E MAAA1\FCC ABOVE 1G 5.8GWIFI\41
Memo: Sample Number:S23111603-02 Power Setting:10

Test Graph



Data List										
NO.	Freq. [MHz]	Reading [dBµV/m]	Antenna Factor [dB]	Cable loss [dB]	AMP [dB]	Level [dBµV/m]	Limit [dBµV/m]	Margin [dB]	Detector	Polarity
1	5693.22	49.66	33.57	5.86	-39.99	49.10	100.27	51.17	PK	Horizontal
2	5725.00	47.93	33.75	5.87	-39.99	47.56	125.30	77.74	PK	Horizontal
3	5756.97	93.08	33.94	5.89	-39.98	92.93	125.30	32.37	PK	Horizontal
4	5850.00	45.25	34.00	5.94	-39.97	45.22	125.27	80.05	PK	Horizontal
5	5908.16	49.52	34.12	5.96	-39.96	49.64	80.70	31.06	PK	Horizontal

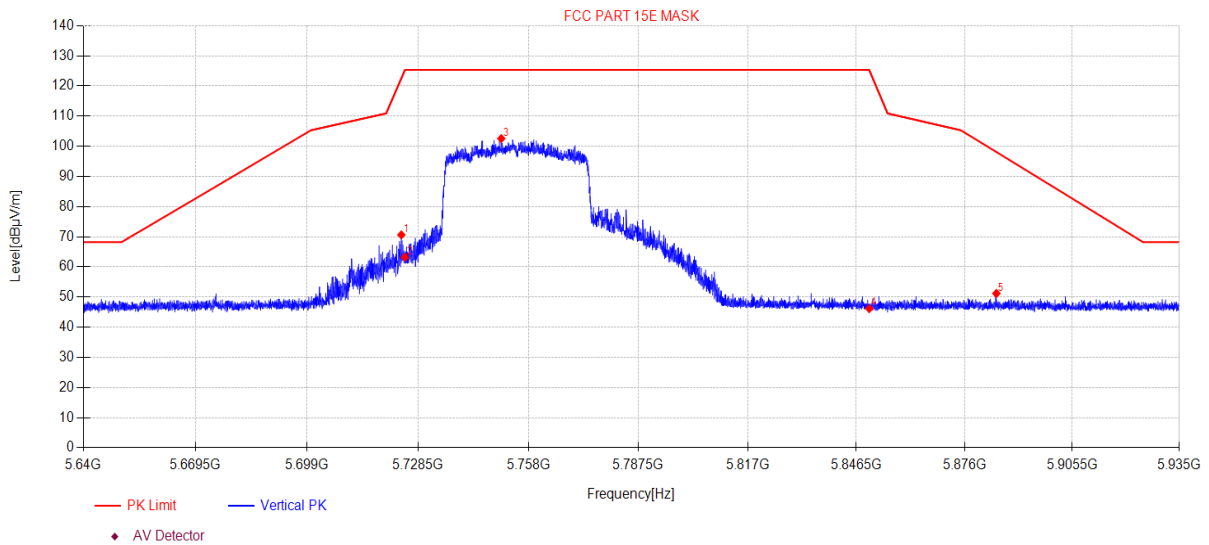
Note:

1. Level = Reading + Cable loss + Antenna Factor + AMP
2. If Peak Result complies with AV limit, AV Result is deemed to comply with AV limit.
3. Test setup: RBW: 1 MHz, VBW: 3 MHz, Sweep time: auto.

TR-4-E-009 Radiated Emission Test Result

Test Date: 2023-12-01 **Tested By:** Bairong
EUT: M6s Mesh Wi-Fi Router **Model Number:** MAAA1
Test Mode: 11AX40MIMO TX 5755MHz **Power Supply:** AC 120V/60Hz
Condition: Temp:25.6°C;Humi:56.5% **Test Site:** DDT 3# Chamber
File Path: d:\ts\2023 report data\Q23111603-2E MAAA1\FCC ABOVE 1G 5.8GWIFI\42
Memo: Sample Number:S23111603-02 Power Setting:10

Test Graph



Data List										
NO.	Freq. [MHz]	Reading [dBµV/m]	Antenna Factor [dB]	Cable loss [dB]	AMP [dB]	Level [dBµV/m]	Limit [dBµV/m]	Margin [dB]	Detector	Polarity
1	5724.05	71.00	33.74	5.87	-39.99	70.62	122.55	51.93	PK	Vertical
2	5725.00	63.57	33.75	5.87	-39.99	63.20	125.30	62.10	PK	Vertical
3	5750.71	102.76	33.90	5.89	-39.98	102.57	125.30	22.73	PK	Vertical
4	5850.00	46.20	34.00	5.94	-39.97	46.17	125.27	79.10	PK	Vertical
5	5884.70	51.13	34.07	5.95	-39.96	51.19	98.10	46.91	PK	Vertical

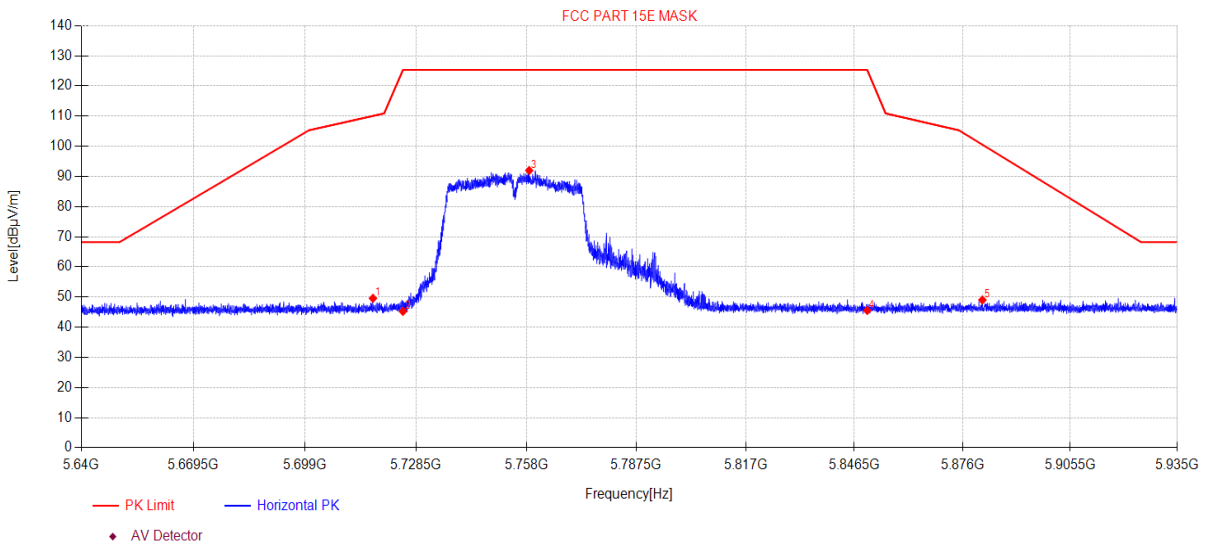
Note:

1. Level = Reading + Cable loss + Antenna Factor + AMP
2. If Peak Result complies with AV limit, AV Result is deemed to comply with AV limit.
3. Test setup: RBW: 1 MHz, VBW: 3 MHz, Sweep time: auto.

TR-4-E-009 Radiated Emission Test Result

Test Date: 2023-12-01 **Tested By:** Bairong
EUT: M6s Mesh Wi-Fi Router **Model Number:** MAAA1
Test Mode: 11N40MIMO TX 5795MHz **Power Supply:** AC 120V/60Hz
Condition: Temp:25.6°C;Humi:56.5% **Test Site:** DDT 3# Chamber
File Path: d:\ts\2023 report data\Q23111603-2E MAAA1\FCC ABOVE 1G 5.8GWIFI\43
Memo: Sample Number:S23111603-02 Power Setting:10

Test Graph



Data List										
NO.	Freq. [MHz]	Reading [dBµV/m]	Antenna Factor [dB]	Cable loss [dB]	AMP [dB]	Level [dBµV/m]	Limit [dBµV/m]	Margin [dB]	Detector	Polarity
1	5717.02	49.99	33.70	5.87	-39.99	49.57	110.07	60.50	PK	Horizontal
2	5725.00	45.62	33.75	5.87	-39.99	45.25	125.30	80.05	PK	Horizontal
3	5758.74	92.10	33.95	5.89	-39.98	91.96	125.30	33.34	PK	Horizontal
4	5850.00	45.58	34.00	5.94	-39.97	45.55	125.27	79.72	PK	Horizontal
5	5881.43	48.98	34.06	5.95	-39.97	49.02	100.53	51.51	PK	Horizontal

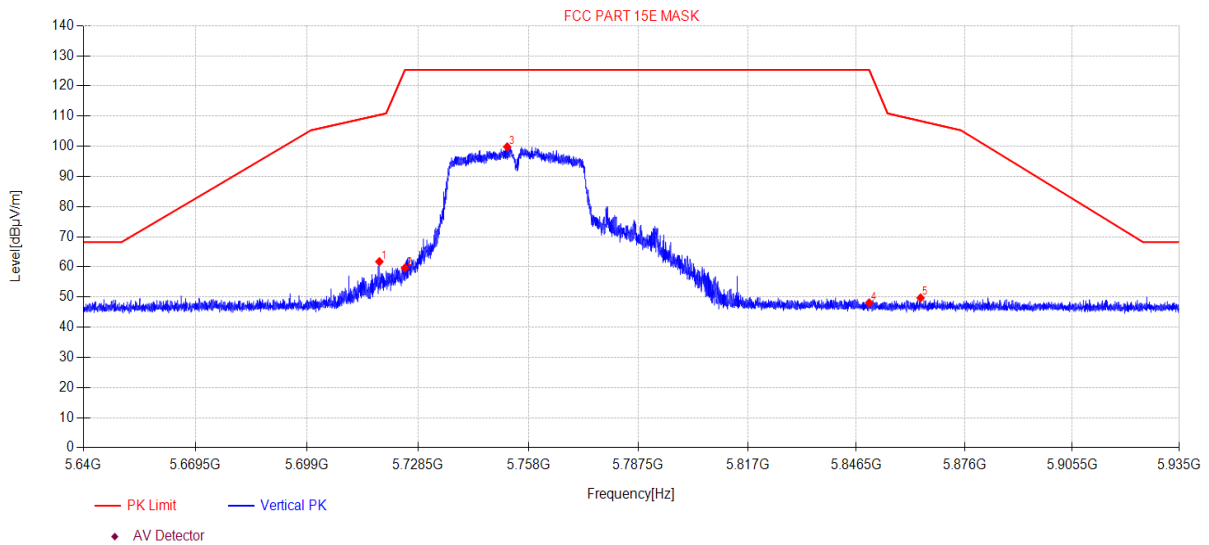
Note:

1. Level = Reading + Cable loss + Antenna Factor + AMP
2. If Peak Result complies with AV limit, AV Result is deemed to comply with AV limit.
3. Test setup: RBW: 1 MHz, VBW: 3 MHz, Sweep time: auto.

TR-4-E-009 Radiated Emission Test Result

Test Date: 2023-12-01 **Tested By:** Bairong
EUT: M6s Mesh Wi-Fi Router **Model Number:** MAAA1
Test Mode: 11N40MIMO TX 5795MHz **Power Supply:** AC 120V/60Hz
Condition: Temp:25.6°C;Humi:56.5% **Test Site:** DDT 3# Chamber
File Path: d:\ts\2023 report data\Q23111603-2E MAAA1\FCC ABOVE 1G 5.8GWIFI\44
Memo: Sample Number:S23111603-02 Power Setting:10

Test Graph



Data List										
NO.	Freq. [MHz]	Reading [dBµV/m]	Antenna Factor [dB]	Cable loss [dB]	AMP [dB]	Level [dBµV/m]	Limit [dBµV/m]	Margin [dB]	Detector	Polarity
1	5718.20	62.14	33.71	5.87	-39.99	61.73	110.40	48.67	PK	Vertical
2	5725.00	60.00	33.75	5.87	-39.99	59.63	125.30	65.67	PK	Vertical
3	5752.31	99.98	33.91	5.89	-39.98	99.80	125.30	25.50	PK	Vertical
4	5850.00	48.10	34.00	5.94	-39.97	48.07	125.27	77.20	PK	Vertical
5	5863.99	49.72	34.03	5.94	-39.97	49.72	108.38	58.66	PK	Vertical

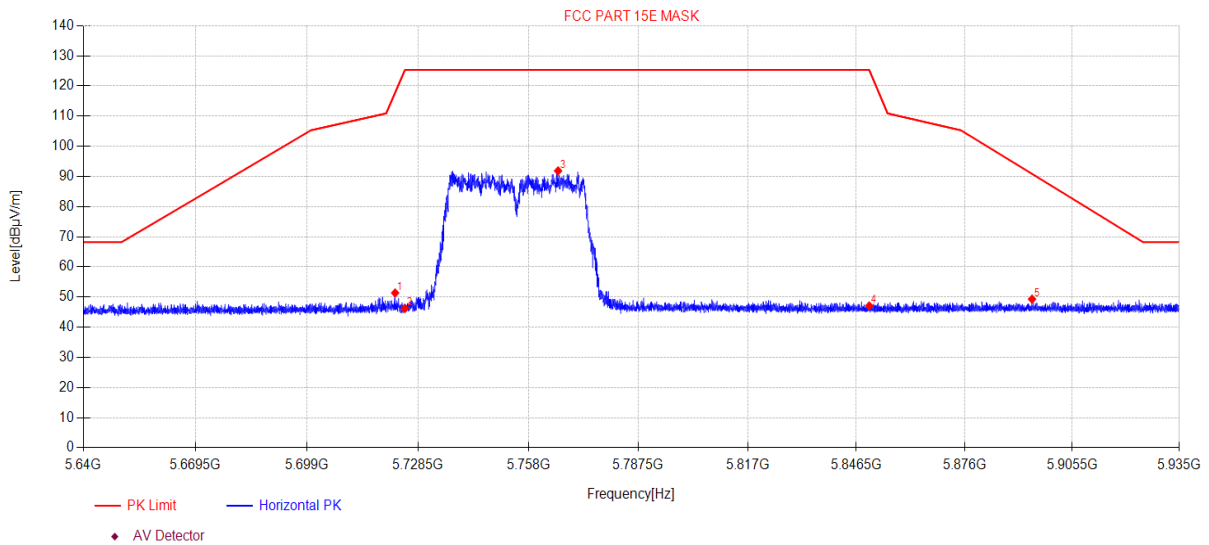
Note:

1. Level = Reading + Cable loss + Antenna Factor + AMP
2. If Peak Result complies with AV limit, AV Result is deemed to comply with AV limit.
3. Test setup: RBW: 1 MHz, VBW: 3 MHz, Sweep time: auto.

TR-4-E-009 Radiated Emission Test Result

Test Date: 2023-12-01 **Tested By:** Bairong
EUT: M6s Mesh Wi-Fi Router **Model Number:** MAAA1
Test Mode: 11AC40MIMO TX 5795MHz **Power Supply:** AC 120V/60Hz
Condition: Temp:25.6°C;Humi:56.5% **Test Site:** DDT 3# Chamber
File Path: d:\ts\2023 report data\Q23111603-2E MAAA1\FCC ABOVE 1G 5.8GWIFI\45
Memo: Sample Number:S23111603-02 Power Setting:10

Test Graph



Data List										
NO.	Freq. [MHz]	Reading [dBµV/m]	Antenna Factor [dB]	Cable loss [dB]	AMP [dB]	Level [dBµV/m]	Limit [dBµV/m]	Margin [dB]	Detector	Polarity
1	5722.39	51.75	33.73	5.87	-39.99	51.36	117.79	66.43	PK	Horizontal
2	5725.00	46.56	33.75	5.87	-39.99	46.19	125.30	79.11	PK	Horizontal
3	5765.94	91.94	34.00	5.89	-39.98	91.85	125.30	33.45	PK	Horizontal
4	5850.00	47.10	34.00	5.94	-39.97	47.07	125.27	78.20	PK	Horizontal
5	5894.47	49.23	34.09	5.96	-39.96	49.32	90.86	41.54	PK	Horizontal

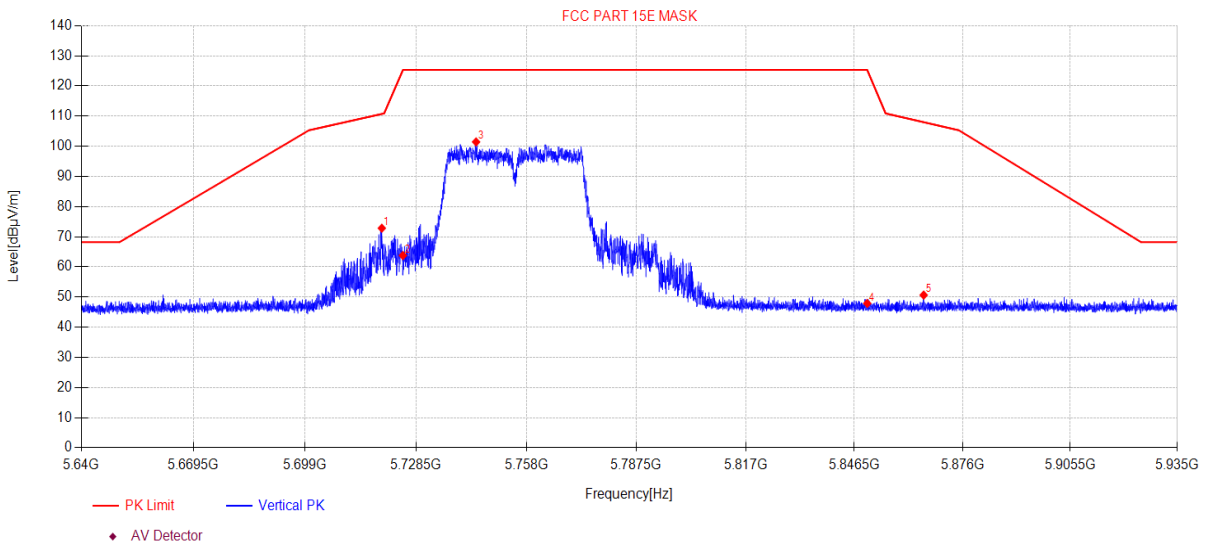
Note:

1. Level = Reading + Cable loss + Antenna Factor + AMP
2. If Peak Result complies with AV limit, AV Result is deemed to comply with AV limit.
3. Test setup: RBW: 1 MHz, VBW: 3 MHz, Sweep time: auto.

TR-4-E-009 Radiated Emission Test Result

Test Date: 2023-12-01 **Tested By:** Bairong
EUT: M6s Mesh Wi-Fi Router **Model Number:** MAAA1
Test Mode: 11AC40MIMO TX 5795MHz **Power Supply:** AC 120V/60Hz
Condition: Temp:25.6°C;Humi:56.5% **Test Site:** DDT 3# Chamber
File Path: d:\ts\2023 report data\Q23111603-2E MAAA1\FCC ABOVE 1G 5.8GWIFI\46
Memo: Sample Number:S23111603-02 Power Setting:10

Test Graph



Data List										
NO.	Freq. [MHz]	Reading [dBμV/m]	Antenna Factor [dB]	Cable loss [dB]	AMP [dB]	Level [dBμV/m]	Limit [dBμV/m]	Margin [dB]	Detector	Polarity
1	5719.38	73.24	33.72	5.87	-39.99	72.84	110.73	37.89	PK	Vertical
2	5725.00	64.15	33.75	5.87	-39.99	63.78	125.30	61.52	PK	Vertical
3	5744.52	101.68	33.87	5.88	-39.98	101.45	125.30	23.85	PK	Vertical
4	5850.00	47.91	34.00	5.94	-39.97	47.88	125.27	77.39	PK	Vertical
5	5865.38	50.65	34.03	5.94	-39.97	50.65	107.99	57.34	PK	Vertical

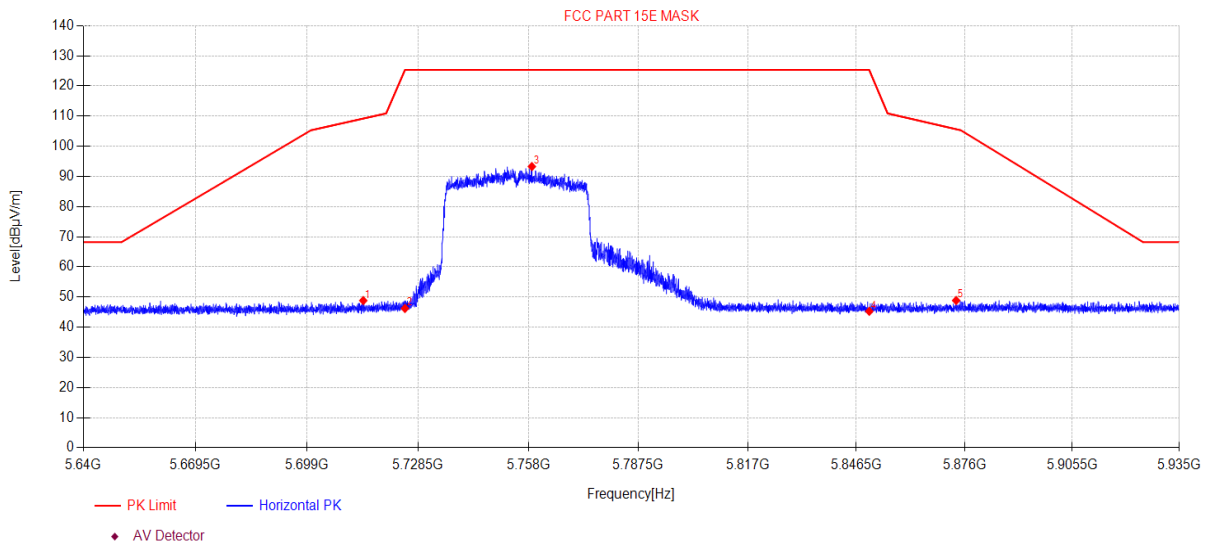
Note:

1. Level = Reading + Cable loss + Antenna Factor + AMP
2. If Peak Result complies with AV limit, AV Result is deemed to comply with AV limit.
3. Test setup: RBW: 1 MHz, VBW: 3 MHz, Sweep time: auto.

TR-4-E-009 Radiated Emission Test Result

Test Date: 2023-12-01 **Tested By:** Bairong
EUT: M6s Mesh Wi-Fi Router **Model Number:** MAAA1
Test Mode: 11AX40MIMO TX 5795MHz **Power Supply:** AC 120V/60Hz
Condition: Temp:25.6°C;Humi:56.5% **Test Site:** DDT 3# Chamber
File Path: d:\ts\2023 report data\Q23111603-2E MAAA1\FCC ABOVE 1G 5.8GWIFI\47
Memo: Sample Number:S23111603-02 Power Setting:10

Test Graph



Data List										
NO.	Freq. [MHz]	Reading [dBµV/m]	Antenna Factor [dB]	Cable loss [dB]	AMP [dB]	Level [dBµV/m]	Limit [dBµV/m]	Margin [dB]	Detector	Polarity
1	5713.93	49.26	33.68	5.87	-39.99	48.82	109.20	60.38	PK	Horizontal
2	5725.00	46.58	33.75	5.87	-39.99	46.21	125.30	79.09	PK	Horizontal
3	5758.91	93.42	33.95	5.89	-39.98	93.28	125.30	32.02	PK	Horizontal
4	5850.00	45.30	34.00	5.94	-39.97	45.27	125.27	80.00	PK	Horizontal
5	5873.70	48.83	34.05	5.95	-39.97	48.86	105.66	56.80	PK	Horizontal

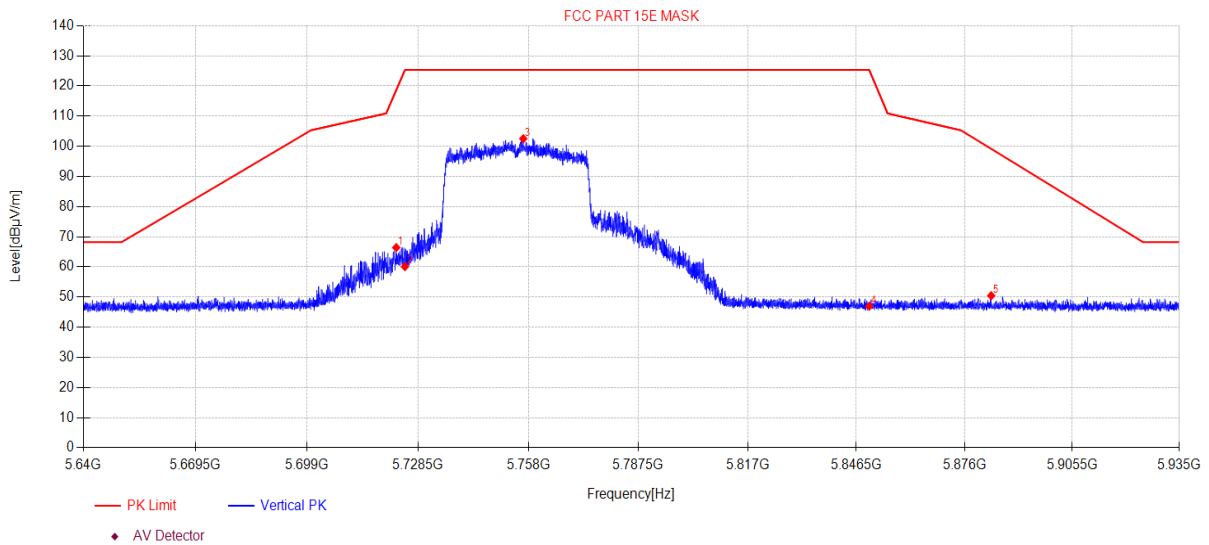
Note:

1. Level = Reading + Cable loss + Antenna Factor + AMP
2. If Peak Result complies with AV limit, AV Result is deemed to comply with AV limit.
3. Test setup: RBW: 1 MHz, VBW: 3 MHz, Sweep time: auto.

TR-4-E-009 Radiated Emission Test Result

Test Date: 2023-12-01 **Tested By:** Bairong
EUT: M6s Mesh Wi-Fi Router **Model Number:** MAAA1
Test Mode: 11AX40MIMO TX 5795MHz **Power Supply:** AC 120V/60Hz
Condition: Temp:25.6°C;Humi:56.5% **Test Site:** DDT 3# Chamber
File Path: d:\ts\2023 report data\Q23111603-2E MAAA1\FCC ABOVE 1G 5.8GWIFI\48
Memo: Sample Number:S23111603-02 Power Setting:10

Test Graph



Data List										
NO.	Freq. [MHz]	Reading [dBμV/m]	Antenna Factor [dB]	Cable loss [dB]	AMP [dB]	Level [dBμV/m]	Limit [dBμV/m]	Margin [dB]	Detector	Polarity
1	5722.69	66.78	33.74	5.87	-39.99	66.40	118.64	52.24	PK	Vertical
2	5725.00	60.44	33.75	5.87	-39.99	60.07	125.30	65.23	PK	Vertical
3	5756.61	102.66	33.94	5.89	-39.98	102.51	125.30	22.79	PK	Vertical
4	5850.00	46.99	34.00	5.94	-39.97	46.96	125.27	78.31	PK	Vertical
5	5883.29	50.40	34.07	5.95	-39.97	50.45	99.15	48.70	PK	Vertical

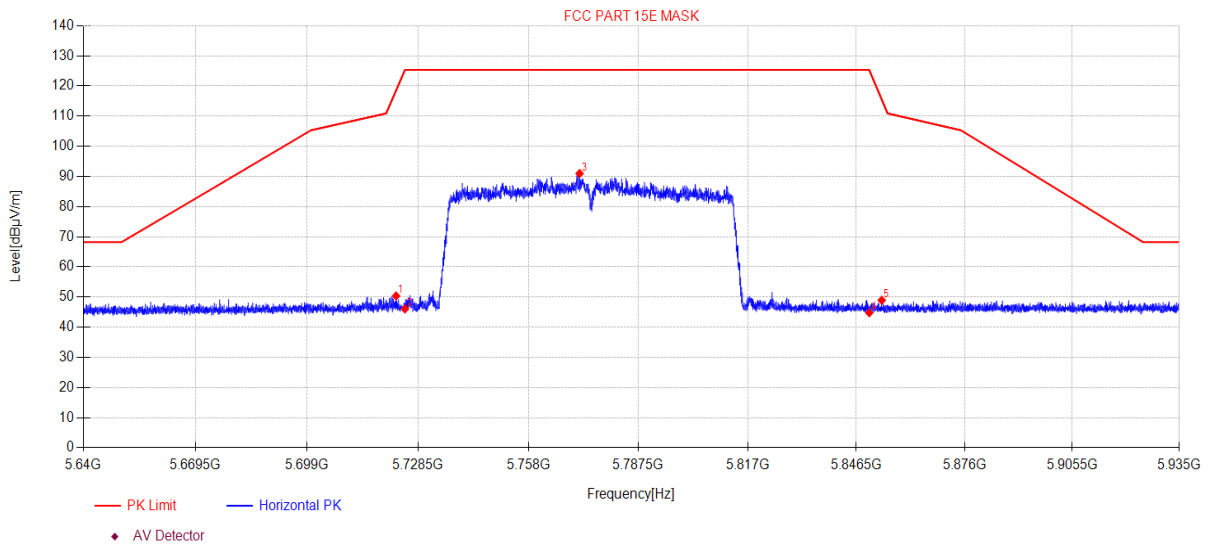
Note:

1. Level = Reading + Cable loss + Antenna Factor + AMP
2. If Peak Result complies with AV limit, AV Result is deemed to comply with AV limit.
3. Test setup: RBW: 1 MHz, VBW: 3 MHz, Sweep time: auto.

TR-4-E-009 Radiated Emission Test Result

Test Date: 2023-12-01 **Tested By:** Bairong
EUT: M6s Mesh Wi-Fi Router **Model Number:** MAAA1
Test Mode: 11AC80MIMO TX 5775MHz **Power Supply:** AC 120V/60Hz
Condition: Temp:25.6°C;Humi:56.5% **Test Site:** DDT 3# Chamber
File Path: d:\ts\2023 report data\Q23111603-2E MAAA1\FCC ABOVE 1G 5.8GWIFI\49
Memo: Sample Number:S23111603-02 Power Setting:10

Test Graph



Data List										
NO.	Freq. [MHz]	Reading [dBµV/m]	Antenna Factor [dB]	Cable loss [dB]	AMP [dB]	Level [dBµV/m]	Limit [dBµV/m]	Margin [dB]	Detector	Polarity
1	5722.66	50.73	33.74	5.87	-39.99	50.35	118.56	68.21	PK	Horizontal
2	5725.00	46.42	33.75	5.87	-39.99	46.05	125.30	79.25	PK	Horizontal
3	5771.72	91.01	34.03	5.90	-39.98	90.96	125.30	34.34	PK	Horizontal
4	5850.00	44.82	34.00	5.94	-39.97	44.79	125.27	80.48	PK	Horizontal
5	5853.40	48.94	34.01	5.94	-39.97	48.92	115.50	66.58	PK	Horizontal

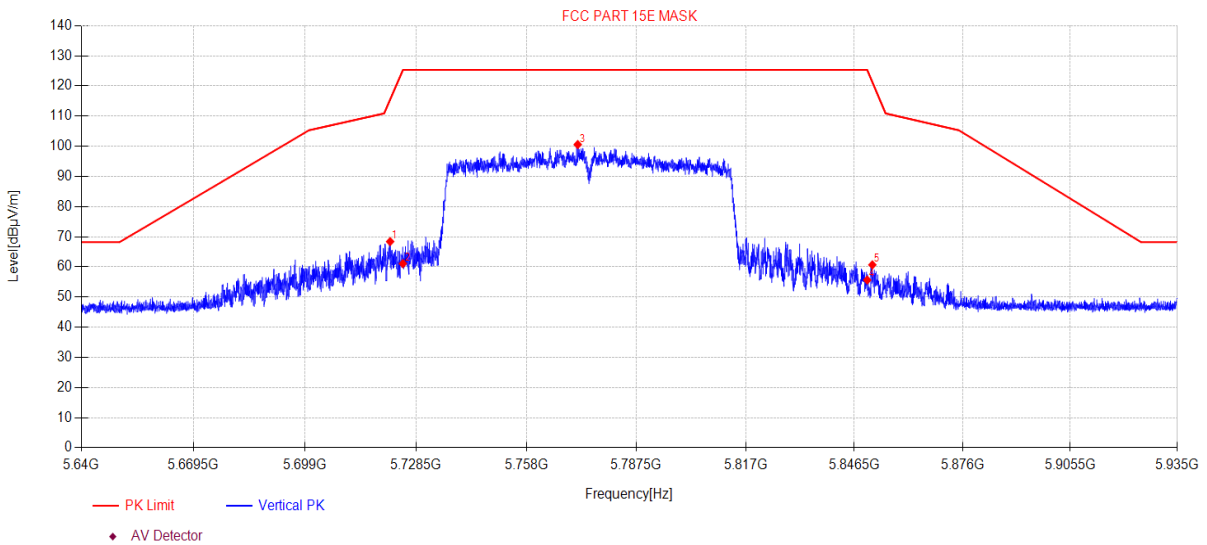
Note:

1. Level = Reading + Cable loss + Antenna Factor + AMP
2. If Peak Result complies with AV limit, AV Result is deemed to comply with AV limit.
3. Test setup: RBW: 1 MHz, VBW: 3 MHz, Sweep time: auto.

TR-4-E-009 Radiated Emission Test Result

Test Date: 2023-12-01 **Tested By:** Bairong
EUT: M6s Mesh Wi-Fi Router **Model Number:** MAAA1
Test Mode: 11AC80MIMO TX 5775MHz **Power Supply:** AC 120V/60Hz
Condition: Temp:25.6°C;Humi:56.5% **Test Site:** DDT 3# Chamber
File Path: d:\ts\2023 report data\Q23111603-2E MAAA1\FCC ABOVE 1G 5.8GWIFI\50
Memo: Sample Number:S23111603-02 Power Setting:10

Test Graph



Data List										
NO.	Freq. [MHz]	Reading [dBµV/m]	Antenna Factor [dB]	Cable loss [dB]	AMP [dB]	Level [dBµV/m]	Limit [dBµV/m]	Margin [dB]	Detector	Polarity
1	5721.60	68.78	33.73	5.87	-39.99	68.39	115.50	47.11	PK	Vertical
2	5725.00	61.45	33.75	5.87	-39.99	61.08	125.30	64.22	PK	Vertical
3	5771.75	100.61	34.03	5.90	-39.98	100.56	125.30	24.74	PK	Vertical
4	5850.00	55.67	34.00	5.94	-39.97	55.64	125.27	69.63	PK	Vertical
5	5851.40	60.71	34.00	5.94	-39.97	60.68	121.28	60.60	PK	Vertical

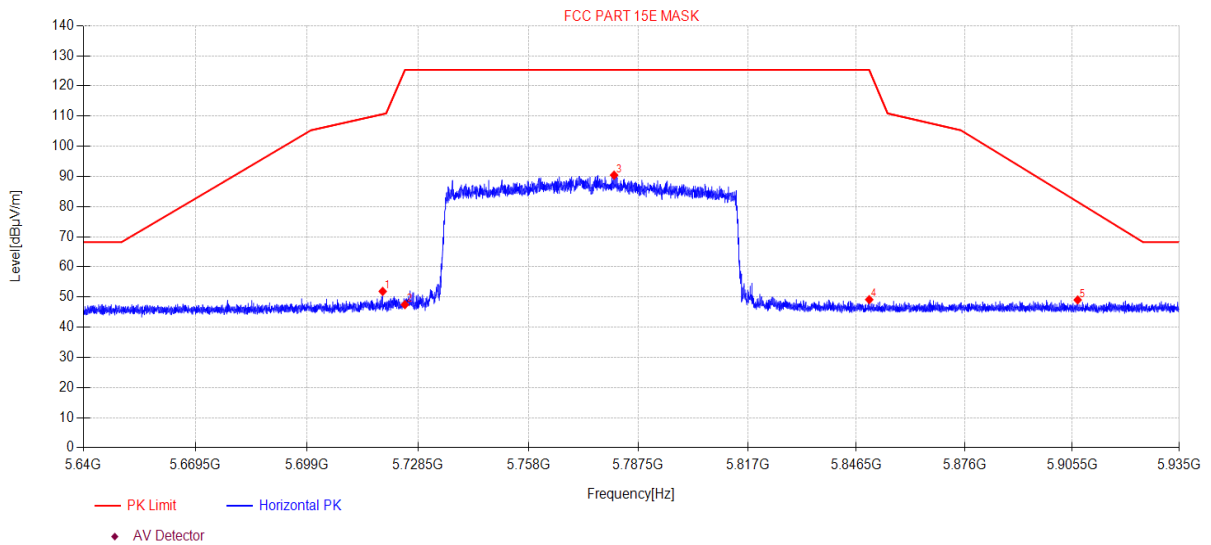
Note:

1. Level = Reading + Cable loss + Antenna Factor + AMP
2. If Peak Result complies with AV limit, AV Result is deemed to comply with AV limit.
3. Test setup: RBW: 1 MHz, VBW: 3 MHz, Sweep time: auto.

TR-4-E-009 Radiated Emission Test Result

Test Date: 2023-12-01 **Tested By:** Bairong
EUT: M6s Mesh Wi-Fi Router **Model Number:** MAAA1
Test Mode: 11AX80MIMO TX 5775MHz **Power Supply:** AC 120V/60Hz
Condition: Temp:25.6°C;Humi:56.5% **Test Site:** DDT 3# Chamber
File Path: d:\ts\2023 report data\Q23111603-2E MAAA1\FCC ABOVE 1G 5.8GWIFI\51
Memo: Sample Number:S23111603-02 Power Setting:10

Test Graph



Data List										
NO.	Freq. [MHz]	Reading [dBµV/m]	Antenna Factor [dB]	Cable loss [dB]	AMP [dB]	Level [dBµV/m]	Limit [dBµV/m]	Margin [dB]	Detector	Polarity
1	5719.09	52.28	33.71	5.87	-39.99	51.87	110.65	58.78	PK	Horizontal
2	5725.00	47.85	33.75	5.87	-39.99	47.48	125.30	77.82	PK	Horizontal
3	5780.98	90.41	34.09	5.90	-39.98	90.42	125.30	34.88	PK	Horizontal
4	5850.00	49.17	34.00	5.94	-39.97	49.14	125.27	76.13	PK	Horizontal
5	5907.00	48.92	34.11	5.96	-39.96	49.03	81.55	32.52	PK	Horizontal

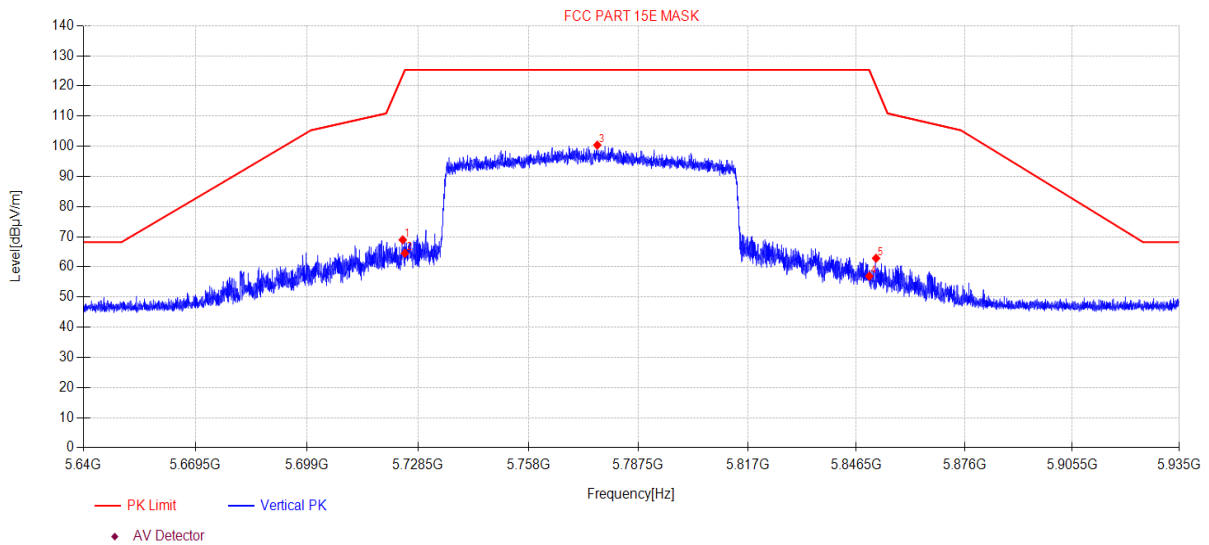
Note:

1. Level = Reading + Cable loss + Antenna Factor + AMP
2. If Peak Result complies with AV limit, AV Result is deemed to comply with AV limit.
3. Test setup: RBW: 1 MHz, VBW: 3 MHz, Sweep time: auto.

TR-4-E-009 Radiated Emission Test Result

Test Date: 2023-12-01 **Tested By:** Bairong
EUT: M6s Mesh Wi-Fi Router **Model Number:** MAAA1
Test Mode: 11AX80MIMO TX 5775MHz **Power Supply:** AC 120V/60Hz
Condition: Temp:25.6°C;Humi:56.5% **Test Site:** DDT 3# Chamber
File Path: d:\ts\2023 report data\Q23111603-2E MAAA1\FCC ABOVE 1G 5.8GWIFI\52
Memo: Sample Number:S23111603-02 Power Setting:10

Test Graph



Data List										
NO.	Freq. [MHz]	Reading [dBµV/m]	Antenna Factor [dB]	Cable loss [dB]	AMP [dB]	Level [dBµV/m]	Limit [dBµV/m]	Margin [dB]	Detector	Polarity
1	5724.43	69.33	33.75	5.87	-39.99	68.96	123.66	54.70	PK	Vertical
2	5725.00	64.88	33.75	5.87	-39.99	64.51	125.30	60.79	PK	Vertical
3	5776.47	100.41	34.06	5.90	-39.98	100.39	125.30	24.91	PK	Vertical
4	5850.00	56.94	34.00	5.94	-39.97	56.91	125.27	68.36	PK	Vertical
5	5851.87	62.89	34.00	5.94	-39.97	62.86	119.92	57.06	PK	Vertical

Note:

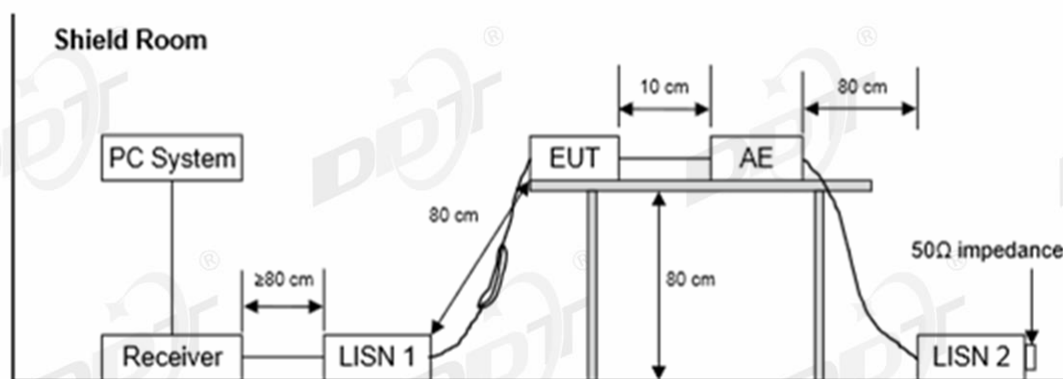
1. Level = Reading + Cable loss + Antenna Factor + AMP
2. If Peak Result complies with AV limit, AV Result is deemed to comply with AV limit.
3. Test setup: RBW: 1 MHz, VBW: 3 MHz, Sweep time: auto.

14. Power Line Conducted Emissions

14.1. Test equipment

Equipment	Manufacturer	Model No.	Serial No.	Cal Due To	Cal. Interval
Two Line V-Network	R&S	ENV216	DDT-ZC00535	2024/07/10	1 Year
CE Cable 1	R&S	ESU8/RF2	DDT-ZC00566	2024/07/14	1 Year
EMI Test Receiver	R&S	ESCI	DDT-ZC00235	2024/07/10	1 Year
Artificial mains	R&S	ESH2-Z5	DDT-ZC00538	2024/07/11	1 Year
Pulse Limiter	SCHWARZBECK	ESH3-Z2	DDT-ZC00539	2024/07/14	1 Year
EMI Test Software	Audix/TW	e3	DDT-ZC01252	/	NA

14.2. Block diagram of test setup



14.3. Limits

Frequency	Quasi-Peak Level dB(mV)	Average Level dB(mV)
150 kHz~500 kHz	66 ~ 56*	56 ~ 46*
500 kHz~5 MHz	56	46
5 MHz~30 MHz	60	50

Note 1: * Decreasing linearly with logarithm of frequency.

Note 2: The lower limit shall apply at the transition frequencies.

14.4. Assistant equipment used for test

Assistant equipment	Manufacturer	Model number	Description	other
/	/	/	/	/

14.5. Test procedure

The EUT and Support equipment, if needed, were put placed on a non-metallic table, 80cm above the ground plane.

All support equipment power received from a second LISN.

Emissions were measured on each current carrying line of the EUT using an EMI Test Receiver connected to the LISN powering the EUT.

The Receiver scanned from 150 kHz to 30 MHz for emissions in each of the test modes.

During the above scans, the emissions were maximized by cable manipulation.

The test mode(s) described in clause 2.4 were scanned during the preliminary test.

After the preliminary scan, we found the test mode producing the highest emission level.

The EUT configuration and worse cable configuration of the above highest emission levels were recorded for reference of the final test.

EUT and support equipment were set up on the test bench as per the configuration with highest emission level in the preliminary test.

A scan was taken on both power lines, Neutral and Line, recording at least the six highest emissions.

Emission frequency and amplitude were recorded into a computer in which correction factors were used to calculate the emission level and compare reading to the applicable limit.

The test data of the worst-case condition(s) was recorded.

The bandwidth of test receiver is set at 9 kHz.

14.6. Test result

PASS. (See below detailed test result)

Note1: All emissions not reported below are too low against the prescribed limits.

Note2: “----” means Peak detection; “-----” means Average detection.

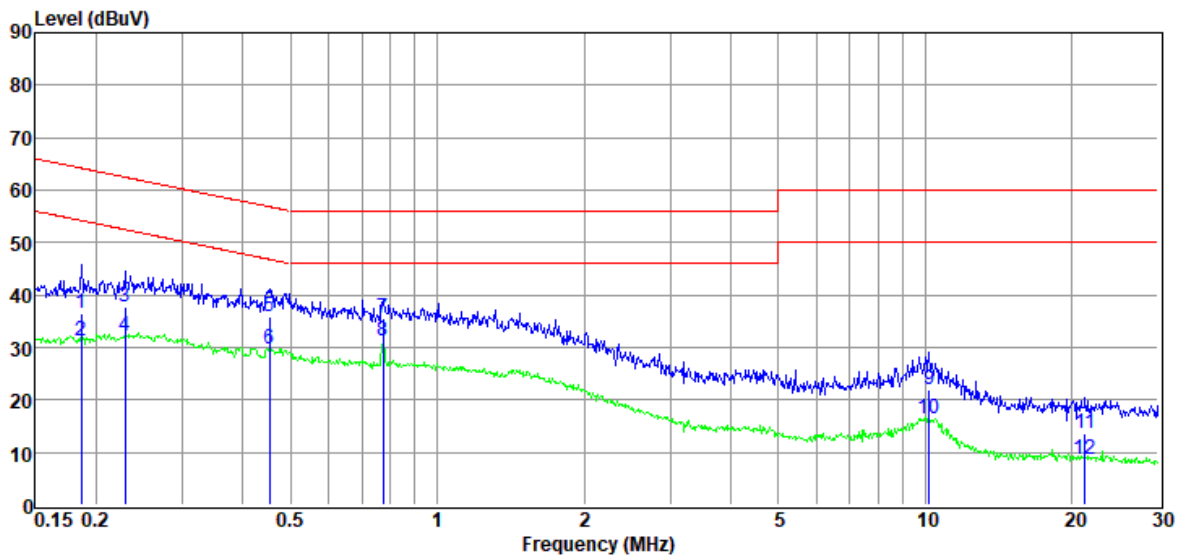
Note3: Pre-test AC conducted emission at both voltage AC 120V/60Hz and AC 240V/50Hz, recorded the worst case.

14.7. Test data

TR-4-E-010 Conducted Emission Test Result

Test Site	: DDT 5# Shield Room	D:\2023 report data\Q23111603-2E MAAA1\FCC CE.EM6
Test Date	: 2023-11-29	Tested By : Bairong
EUT	: M6s Mesh Wi-Fi Router	Model Number : MAAA1
Power Supply	: AC 120V/60Hz	Test Mode : 5GWIFI TX mode
Condition	: Temp:24.1°C,Humi:56.5%	LISN : 2023 ENV216 2#/NEUTRAL
Memo	: Sample Number:S23111603-02	

Data: 6



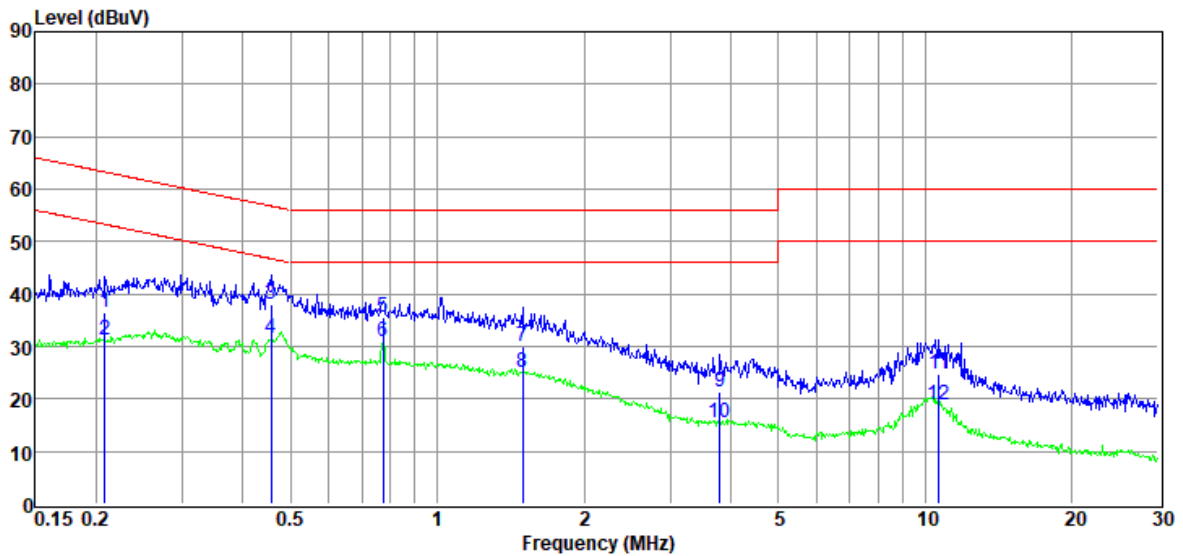
Item (Mark)	Freq. (MHz)	Read Level (dBuV)	LISN Factor (dB)	Cable Loss (dB)	Pulse Limiter Factor (dB)	Result Level (dBuV)	Limit Line (dBuV)	Over Limit (dB)	Detector	Phase
1	0.19	16.33	9.94	0.19	10.15	36.61	64.20	-27.59	QP	NEUTRAL
2	0.19	11.01	9.94	0.19	10.15	31.29	54.20	-22.91	Average	NEUTRAL
3	0.23	17.55	9.92	0.21	10.14	37.82	62.48	-24.66	QP	NEUTRAL
4	0.23	12.01	9.92	0.21	10.14	32.28	52.48	-20.20	Average	NEUTRAL
5	0.45	15.45	9.99	0.25	10.06	35.75	56.80	-21.05	QP	NEUTRAL
6	0.45	9.33	9.99	0.25	10.06	29.63	46.80	-17.17	Average	NEUTRAL
7	0.78	15.40	9.97	0.28	9.94	35.59	56.00	-20.41	QP	NEUTRAL
8	0.78	10.99	9.97	0.28	9.94	31.18	46.00	-14.82	Average	NEUTRAL
9	10.18	1.32	10.05	0.38	10.16	21.91	60.00	-38.09	QP	NEUTRAL
10	10.18	-4.31	10.05	0.38	10.16	16.28	50.00	-33.72	Average	NEUTRAL
11	21.26	-6.71	10.00	0.41	10.05	13.75	60.00	-46.25	QP	NEUTRAL
12	21.26	-11.86	10.00	0.41	10.05	8.60	50.00	-41.40	Average	NEUTRAL

- Note: 1. Result Level = Read Level + LISN Factor + Pulse Limiter Factor + Cable loss.
2. If QP Result complies with AV limit, AV Result is deemed to comply with AV limit.
3. Test setup: RBW: 200 Hz (9 kHz—150 kHz), 9 kHz (150 kHz—30 MHz).
4. Step size: 80Hz (0.009MHz-0.15MHz), 4 kHz (0.15MHz-30MHz), Scan time: auto.

TR-4-E-010 Conducted Emission Test Result

Test Site : DDT 5# Shield Room **D:\2023 report data\Q23111603-2E MAAA1\FCC CE.EM6**
Test Date : 2023-11-29 **Tested By** : Bairong
EUT : M6s Mesh Wi-Fi Router **Model Number** : MAAA1
Power Supply : AC 120V/60Hz **Test Mode** : 5GWIFI TX mode
Condition : Temp:24.1°C,Humi:56.5% **LISN** : 2023 ENV216 2#/LINE
Memo : Sample Number:S23111603-02

Data: 8



Item (Mark)	Freq. (MHz)	Read Level (dB μ V)	LISN Factor (dB)	Cable Loss (dB)	Pulse Limiter Factor (dB)	Result Level (dB μ V)	Limit Line (dB μ V)	Over Limit (dB)	Detector	Phase
1	0.21	16.25	9.94	0.20	10.15	36.54	63.27	-26.73	QP	LINE
2	0.21	10.91	9.94	0.20	10.15	31.20	53.27	-22.07	Average	LINE
3	0.46	17.88	10.00	0.25	10.06	38.19	56.76	-18.57	QP	LINE
4	0.46	11.14	10.00	0.25	10.06	31.45	46.76	-15.31	Average	LINE
5	0.78	15.36	9.97	0.28	9.94	35.55	56.00	-20.45	QP	LINE
6	0.78	10.78	9.97	0.28	9.94	30.97	46.00	-15.03	Average	LINE
7	1.50	9.97	9.98	0.35	9.79	30.09	56.00	-25.91	QP	LINE
8	1.50	4.81	9.98	0.35	9.79	24.93	46.00	-21.07	Average	LINE
9	3.80	0.97	9.99	0.36	9.91	21.23	56.00	-34.77	QP	LINE
10	3.80	-4.66	9.99	0.36	9.91	15.60	46.00	-30.40	Average	LINE
11	10.68	4.06	10.02	0.38	10.15	24.61	60.00	-35.39	QP	LINE
12	10.68	-1.61	10.02	0.38	10.15	18.94	50.00	-31.06	Average	LINE

- Note: 1. Result Level = Read Level + LISN Factor + Pulse Limiter Factor + Cable loss.
 2. If QP Result complies with AV limit, AV Result is deemed to comply with AV limit.
 3. Test setup: RBW: 200 Hz (9 kHz—150 kHz), 9 kHz (150 kHz—30 MHz).
 4. Step size: 80Hz (0.009MHz-0.15MHz), 4 kHz (0.15MHz-30MHz), Scan time: auto.

16. Photos of the EUT

Please refer to DDT-Q23111603-1E appendix I

-----End Report-----