

			NV	50	-40000.00	-7.590133	20	PASS
Ant2	5270		NV	-30	0.00	0.000000	20	PASS
			NV	-20	0.00	0.000000	20	PASS
			NV	-10	-40000.00	-7.590133	20	PASS
			NV	0	0.00	0.000000	20	PASS
			NV	10	-40000.00	-7.590133	20	PASS
			NV	20	-40000.00	-7.590133	20	PASS
			NV	30	0.00	0.000000	20	PASS
			NV	40	-40000.00	-7.590133	20	PASS
			NV	50	-40000.00	-7.590133	20	PASS
Ant1	5310		NV	-30	0.00	0.000000	20	PASS
			NV	-20	0.00	0.000000	20	PASS
			NV	-10	-40000.00	-7.532957	20	PASS
			NV	0	-40000.00	-7.532957	20	PASS
			NV	10	0.00	0.000000	20	PASS
			NV	20	0.00	0.000000	20	PASS
			NV	30	0.00	0.000000	20	PASS
			NV	40	0.00	0.000000	20	PASS
			NV	50	-40000.00	-7.532957	20	PASS
Ant2	5310		NV	-30	0.00	0.000000	20	PASS
			NV	-20	-40000.00	-7.532957	20	PASS
			NV	-10	0.00	0.000000	20	PASS
			NV	0	-40000.00	-7.532957	20	PASS
			NV	10	-40000.00	-7.532957	20	PASS
			NV	20	-80000.00	-15.065913	20	PASS
			NV	30	-80000.00	-15.065913	20	PASS
			NV	40	0.00	0.000000	20	PASS
			NV	50	-40000.00	-7.532957	20	PASS
Ant1	5510		NV	-30	0.00	0.000000	20	PASS
			NV	-20	-40000.00	-7.259528	20	PASS
			NV	-10	-40000.00	-7.259528	20	PASS
			NV	0	-40000.00	-7.259528	20	PASS
			NV	10	-40000.00	-7.259528	20	PASS
			NV	20	-40000.00	-7.259528	20	PASS
			NV	30	-40000.00	-7.259528	20	PASS
			NV	40	-40000.00	-7.259528	20	PASS
			NV	50	0.00	0.000000	20	PASS
Ant2	5510		NV	-30	-40000.00	-7.259528	20	PASS
			NV	-20	-80000.00	-14.519056	20	PASS
			NV	-10	-40000.00	-7.259528	20	PASS
			NV	0	-40000.00	-7.259528	20	PASS
			NV	10	-40000.00	-7.259528	20	PASS
			NV	20	0.00	0.000000	20	PASS
			NV	30	-40000.00	-7.259528	20	PASS
			NV	40	-40000.00	-7.259528	20	PASS
			NV	50	-40000.00	-7.259528	20	PASS
Ant1	5550		NV	-30	-40000.00	-7.207207	20	PASS
			NV	-20	-40000.00	-7.207207	20	PASS
			NV	-10	-40000.00	-7.207207	20	PASS
			NV	0	-40000.00	-7.207207	20	PASS
			NV	10	-40000.00	-7.207207	20	PASS

			NV	20	-40000.00	-7.207207	20	PASS		
			NV	30	-40000.00	-7.207207	20	PASS		
			NV	40	-40000.00	-7.207207	20	PASS		
			NV	50	0.00	0.000000	20	PASS		
	Ant2	5550	NV	-30	-40000.00	-7.207207	20	PASS		
			NV	-20	-40000.00	-7.207207	20	PASS		
			NV	-10	0.00	0.000000	20	PASS		
			NV	0	-40000.00	-7.207207	20	PASS		
			NV	10	0.00	0.000000	20	PASS		
			NV	20	-40000.00	-7.207207	20	PASS		
			NV	30	-40000.00	-7.207207	20	PASS		
			NV	40	-40000.00	-7.207207	20	PASS		
			NV	50	-40000.00	-7.207207	20	PASS		
			Ant1	5670	NV	-30	-40000.00	-7.054674	20	PASS
					NV	-20	0.00	0.000000	20	PASS
					NV	-10	-40000.00	-7.054674	20	PASS
	NV	0			-40000.00	-7.054674	20	PASS		
	NV	10			-40000.00	-7.054674	20	PASS		
	NV	20			-40000.00	-7.054674	20	PASS		
	NV	30			0.00	0.000000	20	PASS		
	NV	40			-40000.00	-7.054674	20	PASS		
	Ant2	5670	NV	50	-40000.00	-7.054674	20	PASS		
			NV	-30	-40000.00	-7.054674	20	PASS		
			NV	-20	-40000.00	-7.054674	20	PASS		
			NV	-10	-40000.00	-7.054674	20	PASS		
			NV	0	-40000.00	-7.054674	20	PASS		
			NV	10	-40000.00	-7.054674	20	PASS		
			NV	20	-40000.00	-7.054674	20	PASS		
			NV	30	-80000.00	-14.109347	20	PASS		
	Ant1	5755	NV	40	0.00	0.000000	20	PASS		
			NV	50	0.00	0.000000	20	PASS		
			NV	-30	-40000.00	-6.950478	20	PASS		
			NV	-20	-40000.00	-6.950478	20	PASS		
			NV	-10	-40000.00	-6.950478	20	PASS		
			NV	0	-40000.00	-6.950478	20	PASS		
			NV	10	-40000.00	-6.950478	20	PASS		
			NV	20	-40000.00	-6.950478	20	PASS		
			NV	30	-40000.00	-6.950478	20	PASS		
			Ant2	5755	NV	40	0.00	0.000000	20	PASS
	NV	50			-40000.00	-6.950478	20	PASS		
	NV	-30			-40000.00	-6.950478	20	PASS		
	NV	-20			-40000.00	-6.950478	20	PASS		
	NV	-10			-40000.00	-6.950478	20	PASS		
	NV	0			-80000.00	-13.900956	20	PASS		
	NV	10			0.00	0.000000	20	PASS		
	NV	20			-80000.00	-13.900956	20	PASS		
	NV	30			-40000.00	-6.950478	20	PASS		
	Ant1	5795			NV	40	0.00	0.000000	20	PASS
			NV	50	-80000.00	-13.900956	20	PASS		
	Ant1	5795	NV	-30	-40000.00	-6.902502	20	PASS		
			NV	-20	-40000.00	-6.902502	20	PASS		

	Ant2	5795	NV	-10	0.00	0.000000	20	PASS
			NV	0	-40000.00	-6.902502	20	PASS
			NV	10	-40000.00	-6.902502	20	PASS
			NV	20	0.00	0.000000	20	PASS
			NV	30	-40000.00	-6.902502	20	PASS
			NV	40	-40000.00	-6.902502	20	PASS
			NV	50	-40000.00	-6.902502	20	PASS
	Ant1	5210	NV	-30	-80000.00	-15.355086	20	PASS
			NV	-20	80000.00	15.355086	20	PASS
			NV	-10	-80000.00	-15.355086	20	PASS
			NV	0	0.00	0.000000	20	PASS
			NV	10	80000.00	15.355086	20	PASS
			NV	20	80000.00	15.355086	20	PASS
			NV	30	80000.00	15.355086	20	PASS
Ant2	5210	NV	40	0.00	0.000000	20	PASS	
		NV	50	80000.00	15.355086	20	PASS	
		NV	-30	0.00	0.000000	20	PASS	
		NV	-20	0.00	0.000000	20	PASS	
		NV	-10	-80000.00	-15.355086	20	PASS	
		NV	0	-80000.00	-15.355086	20	PASS	
		NV	10	0.00	0.000000	20	PASS	
Ant1	5290	NV	20	-80000.00	-15.355086	20	PASS	
		NV	30	-80000.00	-15.355086	20	PASS	
		NV	40	-80000.00	-15.355086	20	PASS	
		NV	50	-80000.00	-15.355086	20	PASS	
		NV	-30	80000.00	15.122873	20	PASS	
		NV	-20	80000.00	15.122873	20	PASS	
		NV	-10	0.00	0.000000	20	PASS	
Ant2	5290	NV	0	0.00	0.000000	20	PASS	
		NV	10	80000.00	15.122873	20	PASS	
		NV	20	0.00	0.000000	20	PASS	
		NV	30	0.00	0.000000	20	PASS	
		NV	40	-80000.00	-15.122873	20	PASS	
		NV	50	-80000.00	-15.122873	20	PASS	
		NV	-30	0.00	0.000000	20	PASS	
			NV	-20	-80000.00	-15.122873	20	PASS
			NV	-10	-80000.00	-15.122873	20	PASS
			NV	0	0.00	0.000000	20	PASS
			NV	10	0.00	0.000000	20	PASS
			NV	20	-80000.00	-15.122873	20	PASS
			NV	30	-80000.00	-15.122873	20	PASS
			NV	40	80000.00	15.122873	20	PASS

11AX80MI  
MO

			NV	50	80000.00	15.122873	20	PASS
Ant1	5530		NV	-30	0.00	0.000000	20	PASS
			NV	-20	-80000.00	-14.466546	20	PASS
			NV	-10	-80000.00	-14.466546	20	PASS
			NV	0	0.00	0.000000	20	PASS
			NV	10	0.00	0.000000	20	PASS
			NV	20	0.00	0.000000	20	PASS
			NV	30	80000.00	14.466546	20	PASS
			NV	40	-80000.00	-14.466546	20	PASS
			NV	50	0.00	0.000000	20	PASS
Ant2	5530		NV	-30	-80000.00	-14.466546	20	PASS
			NV	-20	0.00	0.000000	20	PASS
			NV	-10	80000.00	14.466546	20	PASS
			NV	0	80000.00	14.466546	20	PASS
			NV	10	0.00	0.000000	20	PASS
			NV	20	0.00	0.000000	20	PASS
			NV	30	0.00	0.000000	20	PASS
			NV	40	0.00	0.000000	20	PASS
			NV	50	80000.00	14.466546	20	PASS
Ant1	5610		NV	-30	0.00	0.000000	20	PASS
			NV	-20	0.00	0.000000	20	PASS
			NV	-10	0.00	0.000000	20	PASS
			NV	0	0.00	0.000000	20	PASS
			NV	10	0.00	0.000000	20	PASS
			NV	20	0.00	0.000000	20	PASS
			NV	30	0.00	0.000000	20	PASS
			NV	40	0.00	0.000000	20	PASS
			NV	50	80000.00	14.260250	20	PASS
Ant2	5610		NV	-30	0.00	0.000000	20	PASS
			NV	-20	0.00	0.000000	20	PASS
			NV	-10	0.00	0.000000	20	PASS
			NV	0	-80000.00	-14.260250	20	PASS
			NV	10	0.00	0.000000	20	PASS
			NV	20	0.00	0.000000	20	PASS
			NV	30	80000.00	14.260250	20	PASS
			NV	40	-80000.00	-14.260250	20	PASS
			NV	50	-80000.00	-14.260250	20	PASS
Ant1	5775		NV	-30	0.00	0.000000	20	PASS
			NV	-20	0.00	0.000000	20	PASS
			NV	-10	-80000.00	-13.852814	20	PASS
			NV	0	-80000.00	-13.852814	20	PASS
			NV	10	-80000.00	-13.852814	20	PASS
			NV	20	80000.00	13.852814	20	PASS
			NV	30	0.00	0.000000	20	PASS
			NV	40	0.00	0.000000	20	PASS
			NV	50	0.00	0.000000	20	PASS
Ant2	5775		NV	-30	-80000.00	-13.852814	20	PASS
			NV	-20	0.00	0.000000	20	PASS
			NV	-10	0.00	0.000000	20	PASS
			NV	0	-80000.00	-13.852814	20	PASS
			NV	10	-80000.00	-13.852814	20	PASS

			NV	20	-80000.00	-13.852814	20	PASS
			NV	30	-80000.00	-13.852814	20	PASS
			NV	40	-80000.00	-13.852814	20	PASS
			NV	50	-80000.00	-13.852814	20	PASS

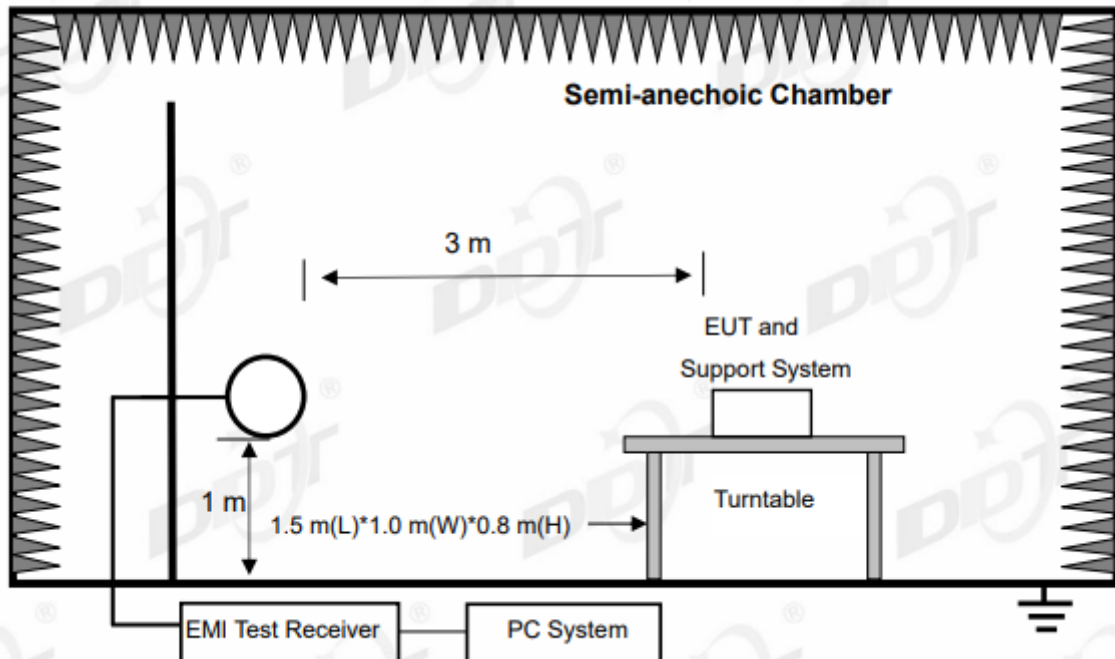
Note: According exploratory explorer test, The 802.11n HT20/n HT40 mode are the same attribute with the 802.11ac VHT20/ac VHT40 mode.



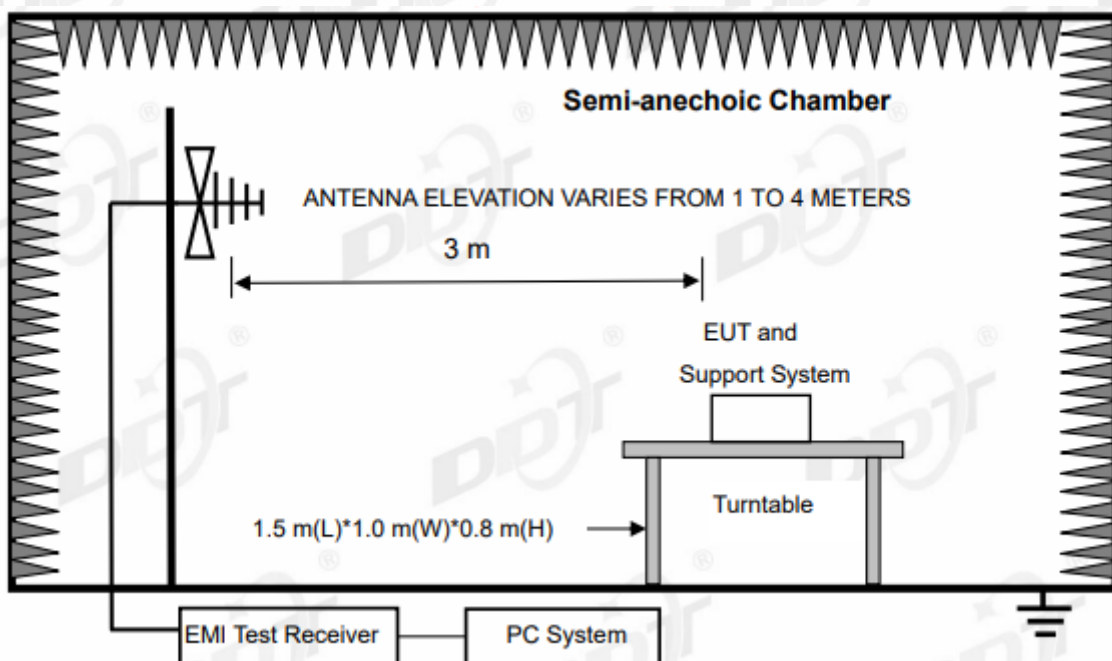
## 9. Emissions in restricted frequency bands

### 9.1. Block diagram of test setup

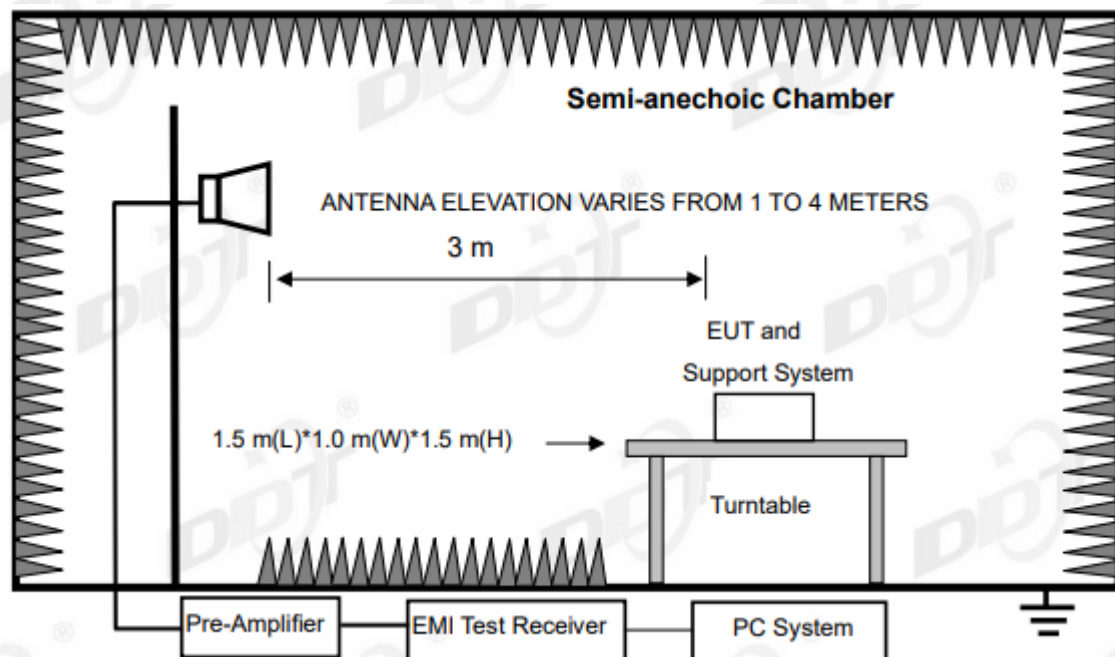
In 3 m Anechoic Chamber, test setup diagram for 9 kHz - 30 MHz:



In 3 m Anechoic Chamber, test setup diagram for 30 MHz - 1 GHz:



In 3 m Anechoic Chamber, test setup diagram for frequency above 1 GHz:



Note: For harmonic emissions test an appropriate high pass filter was inserted in the input port of AMP.

## 9.2. Limit

(1) FCC 15.205 Restricted frequency band

MHz	MHz	MHz	GHz
0.090-0.110	16.42-16.423	399.9-410	4.5-5.15
10.495-0.505	16.69475-16.69525	608-614	5.35-5.46
2.1735-2.1905	16.80425-16.80475	960-1240	7.25-7.75
4.125-4.128	25.5-25.67	1300-1427	8.025-8.5
4.1772&4.17775	37.5-38.25	1435-1626.5	9.0-9.2
4.2072&4.20775	73-74.6	1645.5-1646.5	9.3-9.5
6.215-6.218	74.8-75.2	1660-1710	10.6-12.7
6.26775-6.26825	108-121.94	1718.8-1722.2	13.25-13.4
6.31175-6.31225	123-138	2200-2300	14.47-14.5
8.291-8.294	149.9-150.05	2310-2390	15.35-16.2
8.362-8.366	156.52475-156.52525	2483.5-2500	17.7-21.4
8.37625-8.38675	156.7-156.9	2690-2900	22.01-23.12
8.41425-8.41475	162.0125-167.17	3260-3267	23.6-24.0
12.29-12.293	167.72-173.2	3332-3339	31.2-31.8
12.51975-12.52025	240-285	3345.8-3358	36.43-36.5
12.57675-12.57725	322-335.4	3600-4400	( <sup>2</sup> )
13.36-13.41			

<sup>1</sup>Until February 1, 1999, this restricted band shall be 0.490-0.510 MHz.

<sup>2</sup>Above 38.6

## RSS-Gen section 8.10 Restricted frequency bands\*

MHz	MHz	MHz	GHz
0.090-0.110	12.51975-12.52025	240-285	3.5-4.4
0.495-0.505	12.57675-12.57725	322-335.4	4.5-5.15
2.1735-2.1905	13.36-13.41	399.9-410	5.35-5.46
3.020-3.026	16.42-16.423	608-614	7.25-7.75
4.125-4.128	16.69475-16.69525	960-1427	8.025-8.5
4.1772&4.17775	16.80425-16.80475	1435-1626.5	9.0-9.2
4.2072&4.20775	25.5-25.67	1645.5-1646.5	9.3-9.5
5.677-5.683	37.5-38.25	1660-1710	10.6-12.7
6.215-6.218	73-74.6	1718.8-1722.2	13.25-13.4
6.26775-6.26825	74.8-75.2	2200-2300	14.47-14.5
6.31175-6.31225	108-138	2310-2390	15.35-16.2
8.291-8.294	149.9-150.05	2483.5-2500	17.7-21.4
8.362-8.366	156.52475-156.52525	2655-2900	22.01-23.12
8.37625-8.38675	156.7-156.9	3260-3267	23.6-24.0
8.41425-8.41475	162.0125-167.17	3332-3339	31.2-31.8
12.29-12.293	167.72-173.2	3345.8-3358	36.43-36.5
			Above 38.6

\* Certain frequency bands listed in table and in bands above 38.6 GHz are designated for licence-exempt applications. These frequency bands and the requirements that apply to related devices are set out in the 200 and 300 series of RSSs.

## (2) FCC 15.209 Limit &amp; RSS-Gen section 8.9 Limit

FREQUENCY MHz	DISTANCE Meters	FIELD STRENGTHS LIMIT	
		$\mu\text{V}/\text{m}$	$\text{dB}(\mu\text{V})/\text{m}$
0.009 ~ 0.490	300	2400/F(kHz)	67.6-20log(F)
0.490 ~ 1.705	30	24000/F(kHz)	87.6-20log(F)
1.705 ~ 30.0	30	30	29.54
30 ~ 88	3	100	40.0
88 ~ 216	3	150	43.5
216 ~ 960	3	200	46.0
960 ~ 1000	3	500	54.0
Above 1000	3	74.0 dB( $\mu\text{V}$ )/m (Peak) 54.0 dB( $\mu\text{V}$ )/m (Average)	

Note: (1) The emission limits shown in the above table are based on measurements employing a CISPR QP detector except for the frequency bands 9 - 90 kHz, 110 - 490 kHz and above 1000 MHz. Radiated emissions limits in these three bands are based on measurements employing an average detector.

(2) At frequencies below 30 MHz, measurement may be performed at a distance closer than that specified, and the limit at closer measurement distance can be extrapolated by below formula:

$$\text{Limit}_{3\text{m}}(\text{dB}\mu\text{V}/\text{m}) = \text{Limit}_{30\text{m}}(\text{dB}\mu\text{V}/\text{m}) + 40\text{Log}(30\text{m}/3\text{m})$$

## (3) Limit for this EUT

The emissions appearing within 15.205 restricted frequency bands shall not exceed the limits shown in 15.209, and the emissions appearing within RSS-Gen section 8.10 Restricted frequency



bands shall not exceed the limits shown in RSS-Gen section 8.9, all the other emissions shall be at least 20 dB below the fundamental emissions or comply with 15.209 limits and RSS-Gen section 8.9 limits.

### 9.3. Test Procedure

- (1) EUT was placed on a non-metallic table, 80 cm above the ground plane inside a semi-anechoic chamber for below 1G and 150 cm above the ground plane inside a fully-anechoic chamber for above 1G.
- (2) Test antenna was located 3 m from the EUT on an adjustable mast, and the antenna used as below table.

Test frequency range	Test antenna used	Test antenna distance
9 kHz - 30 MHz	Active Loop antenna	3 m
30 MHz - 1 GHz	Trilog Broadband Antenna	3 m
1 GHz - 18 GHz	Double Ridged Horn Antenna (1 GHz - 18 GHz)	3 m
18 GHz - 40 GHz	Horn Antenna (18 GHz - 40 GHz)	1 m

According ANSI C63.10:2013 clause 6.4.6 and 6.5.3, for measurements below 30 MHz, Antenna was located 3 m from EUT, the loop antenna was positioned in three antenna orientations (parallel, perpendicular, and round-parallel), for each measurement antenna alignment, the EUT shall be rotated through 0° to 360° on a turntable, and the lowest height of the magnetic antenna shall be 1 m above the ground. For measurement above 30MHz, the trilog Broadband Antenna or Horn Antenna was located 3m from EUT, Measurements were made with the antenna positioned in both the horizontal and vertical planes of Polarization, and the measurement antenna was varied from 1 m to 4 m. in height above the reference ground plane to obtain the maximum signal strength.

- (3) Below pre-scan procedure was first performed in order to find prominent frequency spectrum radiated emissions from 9 kHz to 25 GHz:
  - (a) Scanning the peak frequency spectrum with the antenna specified in step (3), and the EUT was rotated 360 degree, the antenna height was varied from 1 m to 4 m (Except loop antenna, it's fixed 1 m above ground.)
  - (b) Change work frequency or channel of device if practicable.
  - (c) Change modulation type of device if practicable.
  - (d) Change power supply range from 85% to 115% of the rated supply voltage
  - (e) Rotated EUT though three orthogonal axes to determine the attitude of EUT arrangement produces highest emissions.

Spectrum frequency from 9 kHz to 25 GHz (tenth harmonic of fundamental frequency) was investigated, and no any obvious emission were detected from 18 GHz to 25 GHz, so below final test was performed with frequency range from 9 kHz to 18 GHz.

- (4) For final emissions measurements at each frequency of interest, the EUT was rotated and the

antenna height was varied between 1 m and 4 m in order to maximize the emission.

Measurements in both horizontal and vertical polarities were made and the data was recorded.

In order to find the maximum emission, the relative positions of equipment and all of the interface cables were changed according to ANSI C63.10:2013 on Radiated Emission test.

- (5) The emissions from 9 kHz to 1 GHz were measured based on CISPR QP detector except for the frequency bands 9 - 90 kHz, 110 - 490 kHz, for emissions from 9 kHz - 90 kHz, 110 kHz - 490 kHz and above 1 GHz were measured based on average detector, for emissions above 1 GHz, peak emissions also be measured and need comply with Peak limit.
- (6) The emissions from 9 kHz to 1 GHz, QP or average values were measured with EMI receiver with below RBW.

Frequency band	RBW
9 kHz - 150 kHz	200 Hz
150 kHz - 30 MHz	9 kHz
30 MHz - 1 GHz	120 kHz

- (7) For emissions above 1GHz, both Peak and Average level were measured with Spectrum Analyzer, and the RBW is set at 1 MHz, VBW is set at 3 MHz for Peak measure; According ANSI C63.10:2013 clause 4.1.4.2.2 procedure for average measure.

- (8) For portable device, X axis, Y axis, Z axis are tested, and worse setup is reported.

#### 9.4. Test result

##### Pass. (See below detailed test result)

All the emissions except fundamental emission from 9 kHz to 25 GHz were comply with 15.209 limits and RSS-Gen section 8.9 limits.

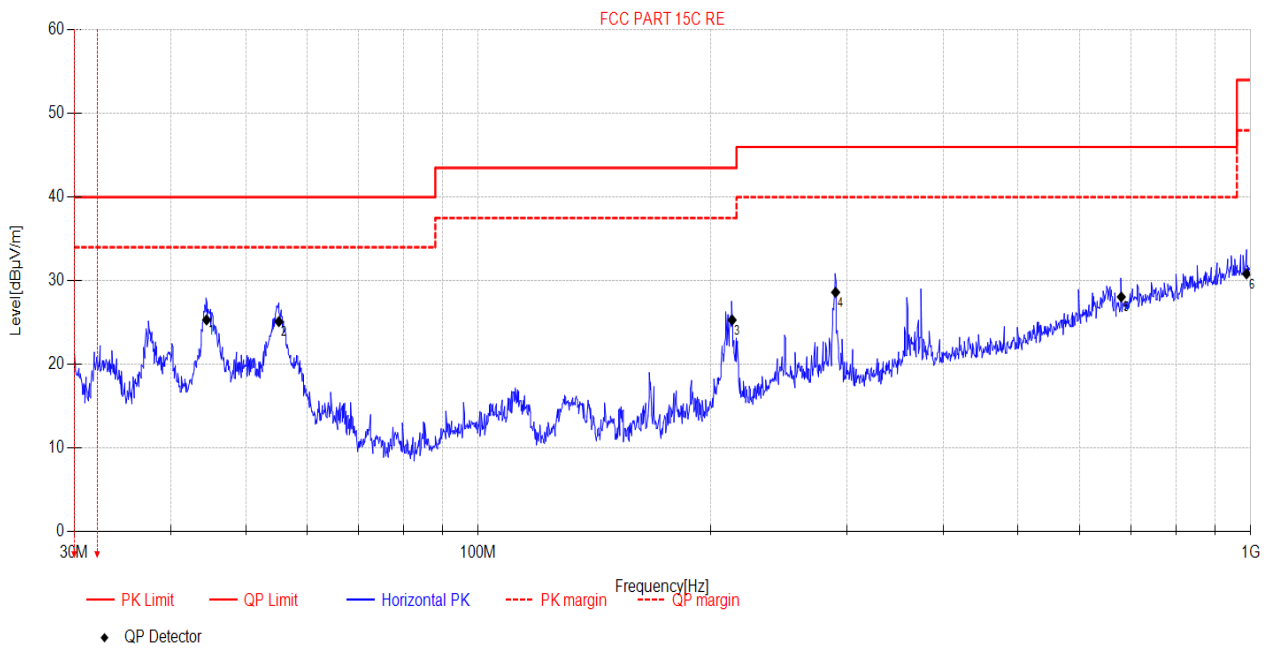
Note1: According exploratory test no any obvious emission was detected from 9 kHz to 30 MHz and 18 GHz to 40 GHz, so the final test was performed with frequency range from 30 MHz to 18 GHz and recorded in below.

Note2: For emissions below 1 GHz, according exploratory explorer test, when change Tx mode and channel, have no distinct influence on emissions level, so for emissions below 1 GHz, the final test was only performed with EUT working in ant2 of 802.11a mode.

Note3: For emissions above 1 GHz. If peak results comply with AV limit, AV Result is deemed to comply with AV limit. And the worst case 802.11a mode was reported.

## Radiated Emission test (below 1GHz) TR-4-E-009 Radiated Emission Test Result

<b>Test Date:</b>	2022-10-25	<b>Tested By:</b>	Bairong
<b>EUT:</b>	M6a Plus Mesh Wi-Fi Router	<b>Model Number:</b>	M6a Plus
<b>Test Mode:</b>	Tx Mode	<b>Power Supply:</b>	AC 120V/60Hz
<b>Condition:</b>	Temp:23.4°C;Humi:61.4%;Press:100.3kPa	<b>Test Site:</b>	DDT 3# Chamber
<b>File Path:</b>	d:\ts\2022 report data\Q22100908-2E M6a Plus\FCC BELOW 1G\20221025-085032_H		
<b>Memo:</b>	5G WIFI		

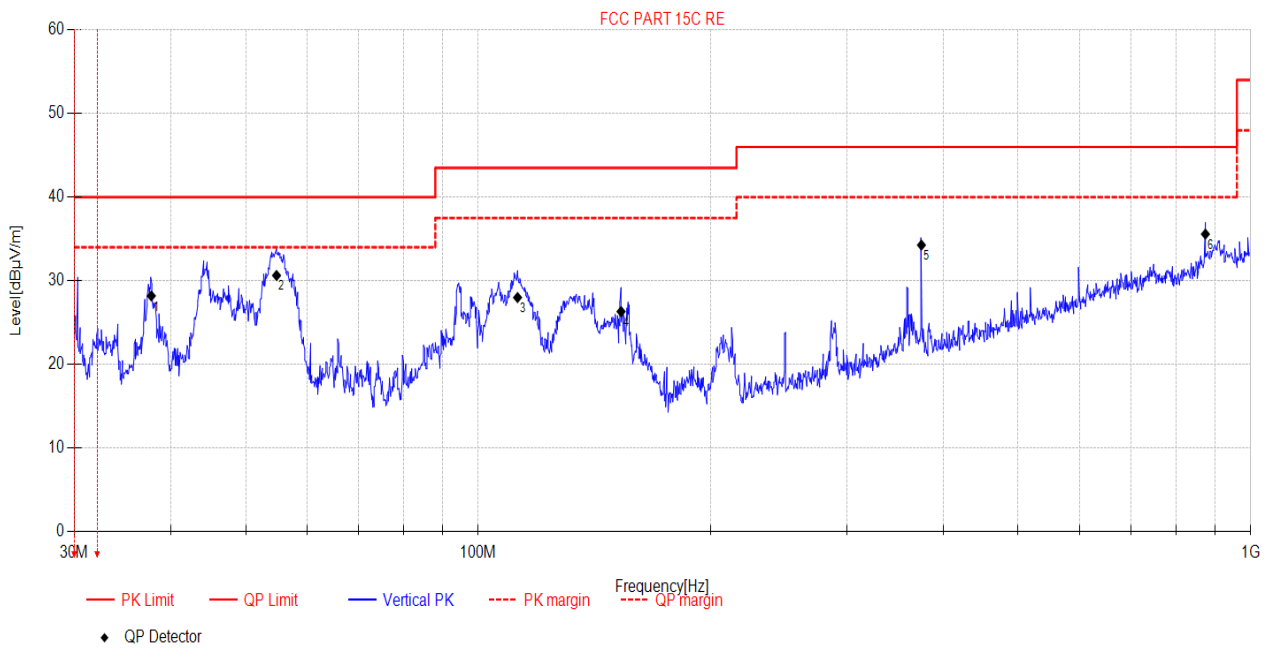


Final Data List								
NO.	Freq. [MHz]	Reading [dBµV/m]	Factor [dB]	Result [dBµV/m]	Limit [dBµV/m]	Margin [dB]	Detector	Polarity
1	44.50	32.86	-7.55	25.31	40.00	14.69	QP	Horizontal
2	55.20	33.93	-8.82	25.11	40.00	14.89	QP	Horizontal
3	213.18	36.56	-11.26	25.30	43.50	18.20	QP	Horizontal
4	290.20	36.76	-8.15	28.61	46.00	17.39	QP	Horizontal
5	680.09	28.53	-0.47	28.06	46.00	17.94	QP	Horizontal
6	987.81	25.05	5.77	30.82	54.00	23.18	QP	Horizontal

Note: 1. Result Level = Read Level + Factor  
 2. If Peak Result complies with QP limit, QP Result is deemed to comply with QP limit.  
 3. Test setup: RBW: 120 kHz, VBW: 300 kHz, Sweep time: auto.

# TR-4-E-009 Radiated Emission Test Result

**Test Date:** 2022-10-25      **Tested By:** Bairong  
**EUT:** M6a Plus Mesh Wi-Fi Router      **Model Number:** M6a Plus  
**Test Mode:** Tx Mode      **Power Supply:** AC 120V/60Hz  
**Condition:** Temp:23.4°C;Humi:61.4%;Press:100.3kPa      **Test Site:** DDT 3# Chamber  
**File Path:** d:\ts\2022 report data\Q22100908-2E M6a Plus\FCC BELOW 1G\20221025-085923\_V  
**Memo:** 5GWIFI



Final Data List								
NO.	Freq. [MHz]	Reading [dBµV/m]	Factor [dB]	Result [dBµV/m]	Limit [dBµV/m]	Margin [dB]	Detector	Polarity
1	37.74	41.44	-13.26	28.18	40.00	11.82	QP	Vertical
2	54.82	42.89	-12.26	30.63	40.00	9.37	QP	Vertical
3	112.45	36.55	-8.56	27.99	43.50	15.51	QP	Vertical
4	153.08	37.51	-11.20	26.31	43.50	17.19	QP	Vertical
5	374.81	38.07	-3.81	34.26	46.00	11.74	QP	Vertical
6	873.77	29.35	6.23	35.58	46.00	10.42	QP	Vertical

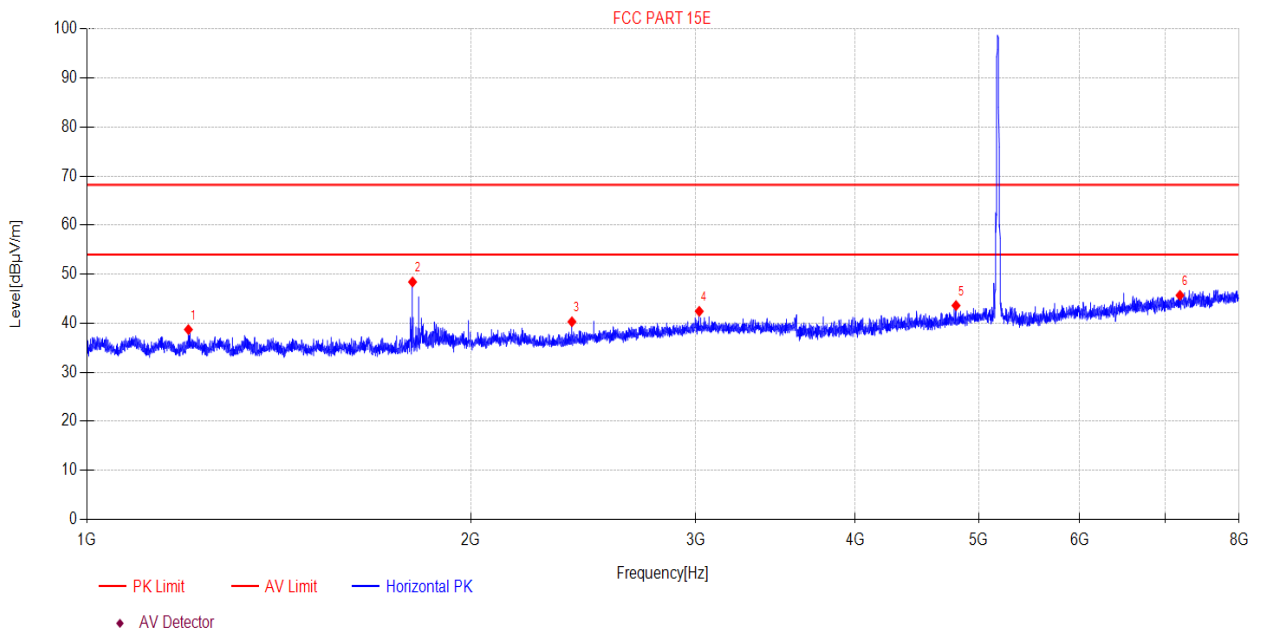
Note: 1. Result Level = Read Level + Factor  
 2. If Peak Result complies with QP limit, QP Result is deemed to comply with QP limit.  
 3. Test setup: RBW: 120 kHz, VBW: 300 kHz, Sweep time: auto.

Radiated Emission test (above 1GHz)

TR-4-E-009 Radiated Emission Test Result

**Test Date:** 2022-11-14      **Tested By:** Bairong  
**EUT:** M6a Plus Mesh Wi-Fi Router      **Model Number:** M6a Plus  
**Test Mode:** TX Mode      **Power Supply:** AC120V/60Hz  
**Condition:** Temp:23.4°C;Humi:53.8%;Press:100.2kPa      **Test Site:** DDT 3# Chamber  
**File Path:** d:\ts\2022 report data\Q22100908-2E M6A plus\FCC ABOVE 1G 5G\65  
**Memo:** 11A 5180

Test Graph



Suspected Data List								
NO.	Freq. [MHz]	Reading [dBµV]	Factor [dB]	Level [dBµV/m]	Limit [dBµV/m]	Margin [dB]	Detector	Polarity
1	1201.03	49.65	-10.94	38.71	68.20	29.49	PK	Horizontal
2	1800.02	60.00	-11.58	48.42	68.20	19.78	PK	Horizontal
3	2399.73	50.00	-9.70	40.30	68.20	27.90	PK	Horizontal
4	3019.56	50.17	-7.74	42.43	68.20	25.77	PK	Horizontal
5	4799.80	48.43	-4.82	43.61	68.20	24.59	PK	Horizontal
6	7190.62	45.70	-0.01	45.69	68.20	22.51	PK	Horizontal

Note:

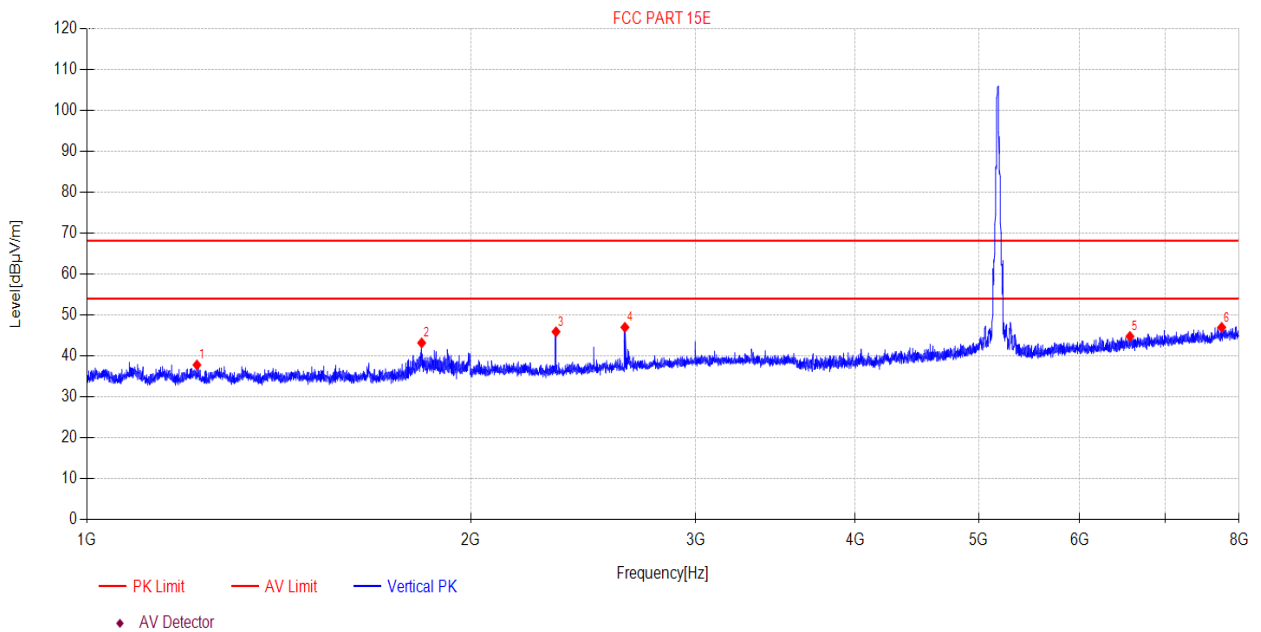
1. Level = Reading + Factor.
2. If Peak Result complies with AV limit, AV Result is deemed to comply with AV limit.
3. Test setup: RBW: 1 MHz, VBW: 3 MHz, Sweep time: auto.



# TR-4-E-009 Radiated Emission Test Result

**Test Date:** 2022-11-14      **Tested By:** Bairong  
**EUT:** M6a Plus Mesh Wi-Fi Router      **Model Number:** M6a Plus  
**Test Mode:** TX Mode      **Power Supply:** AC120V/60Hz  
**Condition:** Temp:23.4°C;Humi:53.8%;Press:100.2kPa      **Test Site:** DDT 3# Chamber  
**File Path:** d:\ts\2022 report data\Q22100908-2E M6A plus\FCC ABOVE 1G 5G\66  
**Memo:** 11A 5180

## Test Graph



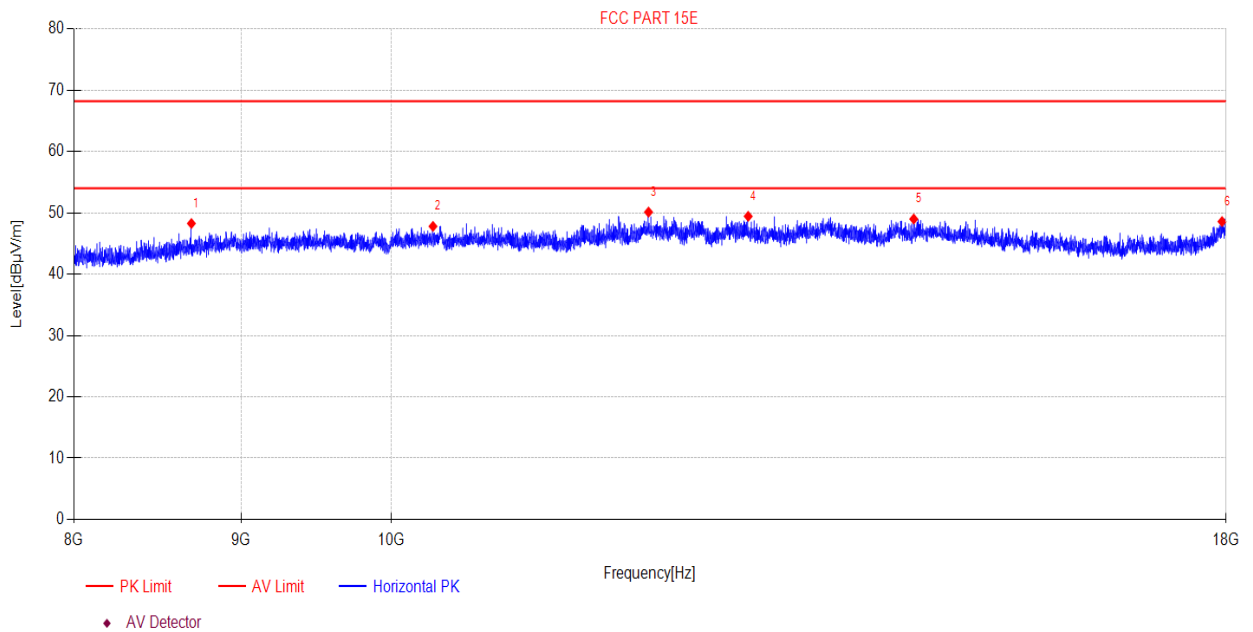
Suspected Data List								
NO.	Freq. [MHz]	Reading [dBµV]	Factor [dB]	Level [dBµV/m]	Limit [dBµV/m]	Margin [dB]	Detector	Polarity
1	1219.65	48.73	-10.92	37.81	68.20	30.39	PK	Vertical
2	1829.83	54.73	-11.54	43.19	68.20	25.01	PK	Vertical
3	2331.85	55.76	-9.84	45.92	68.20	22.28	PK	Vertical
4	2640.59	55.99	-8.98	47.01	68.20	21.19	PK	Vertical
5	6570.16	45.93	-1.14	44.79	68.20	23.41	PK	Vertical
6	7752.73	46.65	0.34	46.99	68.20	21.21	PK	Vertical

- Note:
1. Level = Reading + Factor.
  2. If Peak Result complies with AV limit, AV Result is deemed to comply with AV limit.
  3. Test setup: RBW: 1 MHz, VBW: 3 MHz, Sweep time: auto.

# TR-4-E-009 Radiated Emission Test Result

**Test Date:** 2022-11-14      **Tested By:** Bairong  
**EUT:** M6a Plus Mesh Wi-Fi Router      **Model Number:** M6a Plus  
**Test Mode:** TX Mode      **Power Supply:** AC120V/60Hz  
**Condition:** Temp:23.4°C;Humi:53.8%;Press:100.2kPa      **Test Site:** DDT 3# Chamber  
**File Path:** d:\ts\2022 report data\Q22100908-2E M6A plus\FCC ABOVE 1G 5G\67  
**Memo:** 11A 5180

## Test Graph



Suspected Data List								
NO.	Freq. [MHz]	Reading [dBµV]	Factor [dB]	Level [dBµV/m]	Limit [dBµV/m]	Margin [dB]	Detector	Polarity
1	8689.78	46.21	2.06	48.27	68.20	19.93	PK	Horizontal
2	10300.41	45.17	2.63	47.80	68.20	20.40	PK	Horizontal
3	11987.84	45.28	4.85	50.13	68.20	18.07	PK	Horizontal
4	12858.84	44.43	5.01	49.44	68.20	18.76	PK	Horizontal
5	14447.92	42.92	6.08	49.00	68.20	19.20	PK	Horizontal
6	17948.99	40.30	8.28	48.58	68.20	19.62	PK	Horizontal

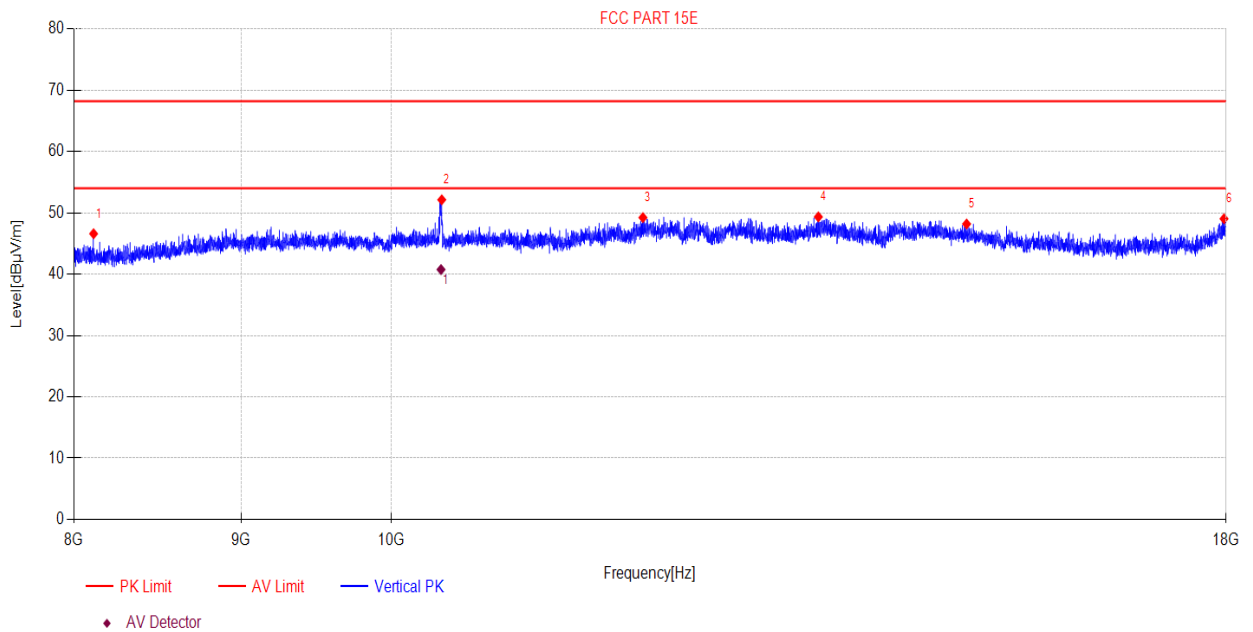
**Note:**

1. Level = Reading + Factor.
2. If Peak Result complies with AV limit, AV Result is deemed to comply with AV limit.
3. Test setup: RBW: 1 MHz, VBW: 3 MHz, Sweep time: auto.

# TR-4-E-009 Radiated Emission Test Result

**Test Date:** 2022-11-14      **Tested By:** Bairong  
**EUT:** M6a Plus Mesh Wi-Fi Router      **Model Number:** M6a Plus  
**Test Mode:** TX Mode      **Power Supply:** AC120V/60Hz  
**Condition:** Temp:23.4°C;Humi:53.8%;Press:100.2kPa      **Test Site:** DDT 3# Chamber  
**File Path:** d:\ts\2022 report data\Q22100908-2E M6A plus\FCC ABOVE 1G 5G\68  
**Memo:** 11A 5180

## Test Graph



Suspected Data List								
NO.	Freq. [MHz]	Reading [dBµV]	Factor [dB]	Level [dBµV/m]	Limit [dBµV/m]	Margin [dB]	Detector	Polarity
1	8111.70	46.48	0.12	46.60	68.20	21.60	PK	Vertical
2	10364.08	49.50	2.64	52.14	68.20	16.06	PK	Vertical
3	11940.31	44.52	4.71	49.23	68.20	18.97	PK	Vertical
4	13509.76	43.69	5.66	49.35	68.20	18.85	PK	Vertical
5	14995.78	42.59	5.60	48.19	68.20	20.01	PK	Vertical
6	17973.75	40.60	8.44	49.04	68.20	19.16	PK	Vertical

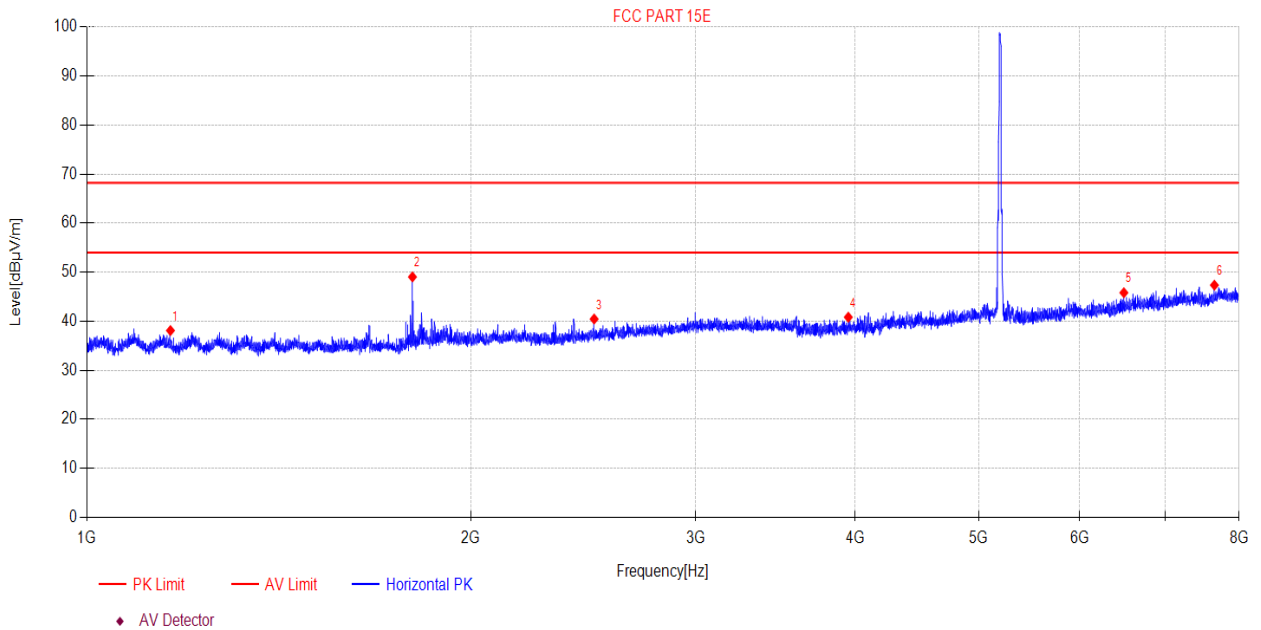
Final Data List								
NO.	Freq. [MHz]	Reading [dBµV]	Factor [dB]	Level [dBµV/m]	Limit [dBµV/m]	Margin [dB]	Detector	Polarity
1	10358.56	38.12	2.64	40.76	54.00	13.24	AV	Vertical

- Note:
- Level = Reading + Factor.
  - If Peak Result complies with AV limit, AV Result is deemed to comply with AV limit.
  - Test setup: RBW: 1 MHz, VBW: 3 MHz, Sweep time: auto.

# TR-4-E-009 Radiated Emission Test Result

**Test Date:** 2022-11-14      **Tested By:** Bairong  
**EUT:** M6a Plus Mesh Wi-Fi Router      **Model Number:** M6a Plus  
**Test Mode:** TX Mode      **Power Supply:** AC120V/60Hz  
**Condition:** Temp:23.4°C;Humi:53.8%;Press:100.2kPa      **Test Site:** DDT 3# Chamber  
**File Path:** d:\ts\2022 report data\Q22100908-2E M6A plus\FCC ABOVE 1G 5G\71  
**Memo:** 11A 5200

## Test Graph



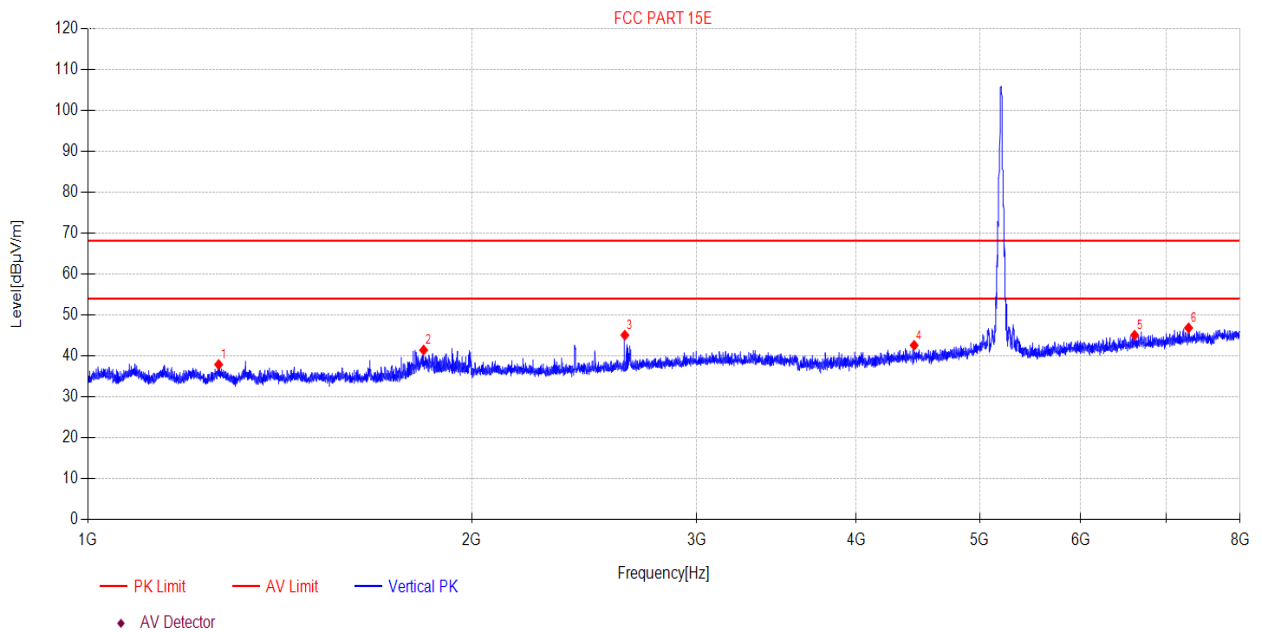
Suspected Data List								
NO.	Freq. [MHz]	Reading [dBµV]	Factor [dB]	Level [dBµV/m]	Limit [dBµV/m]	Margin [dB]	Detector	Polarity
1	1162.70	49.00	-10.90	38.10	68.20	30.10	PK	Horizontal
2	1799.65	60.62	-11.58	49.04	68.20	19.16	PK	Horizontal
3	2497.99	49.85	-9.40	40.45	68.20	27.75	PK	Horizontal
4	3951.78	47.75	-6.92	40.83	68.20	27.37	PK	Horizontal
5	6498.15	47.22	-1.40	45.82	68.20	22.38	PK	Horizontal
6	7651.84	47.18	0.18	47.36	68.20	20.84	PK	Horizontal

- Note:
- Level = Reading + Factor.
  - If Peak Result complies with AV limit, AV Result is deemed to comply with AV limit.
  - Test setup: RBW: 1 MHz, VBW: 3 MHz, Sweep time: auto.

# TR-4-E-009 Radiated Emission Test Result

**Test Date:** 2022-11-14      **Tested By:** Bairong  
**EUT:** M6a Plus Mesh Wi-Fi Router      **Model Number:** M6a Plus  
**Test Mode:** TX Mode      **Power Supply:** AC120V/60Hz  
**Condition:** Temp:23.4°C;Humi:53.8%;Press:100.2kPa      **Test Site:** DDT 3# Chamber  
**File Path:** d:\ts\2022 report data\Q22100908-2E M6A plus\FCC ABOVE 1G 5G\72  
**Memo:** 11A 5200

## Test Graph



Suspected Data List								
NO.	Freq. [MHz]	Reading [dBµV]	Factor [dB]	Level [dBµV/m]	Limit [dBµV/m]	Margin [dB]	Detector	Polarity
1	1266.17	48.82	-10.92	37.90	68.20	30.30	PK	Vertical
2	1832.88	52.96	-11.53	41.43	68.20	26.77	PK	Vertical
3	2635.65	54.08	-8.99	45.09	68.20	23.11	PK	Vertical
4	4442.54	48.43	-5.81	42.62	68.20	25.58	PK	Vertical
5	6614.02	46.08	-1.01	45.07	68.20	23.13	PK	Vertical
6	7289.97	46.81	0.05	46.86	68.20	21.34	PK	Vertical

**Note:**

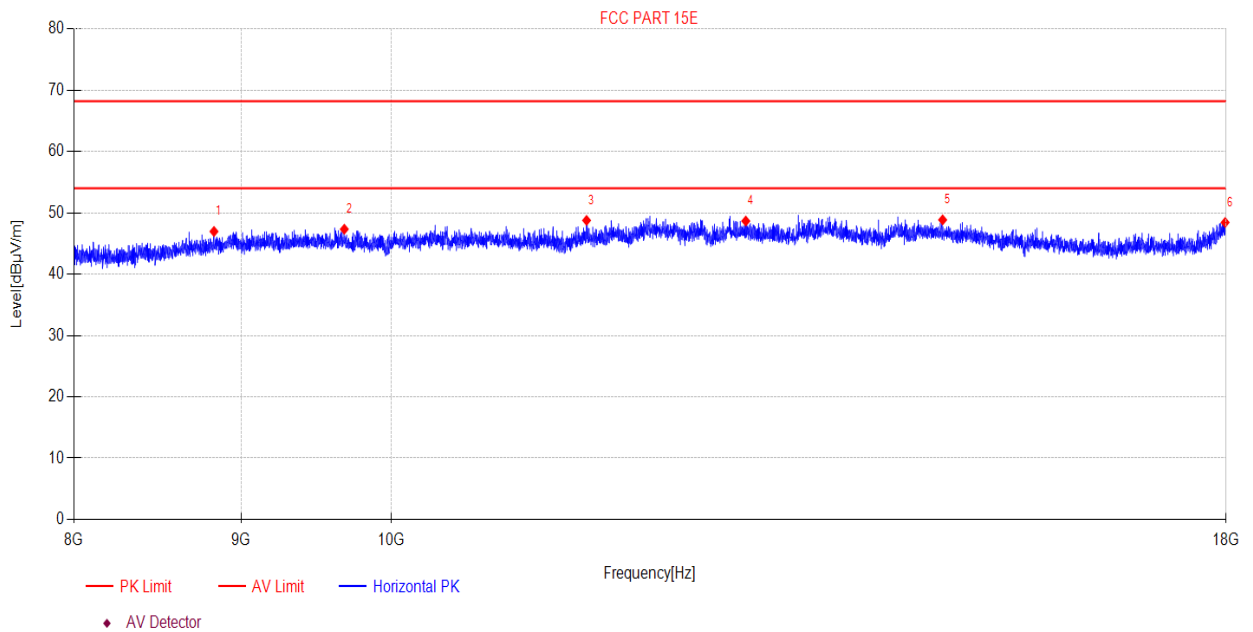
1. Level = Reading + Factor.
2. If Peak Result complies with AV limit, AV Result is deemed to comply with AV limit.
3. Test setup: RBW: 1 MHz, VBW: 3 MHz, Sweep time: auto.



# TR-4-E-009 Radiated Emission Test Result

**Test Date:** 2022-11-14      **Tested By:** Bairong  
**EUT:** M6a Plus Mesh Wi-Fi Router      **Model Number:** M6a Plus  
**Test Mode:** TX Mode      **Power Supply:** AC120V/60Hz  
**Condition:** Temp:23.4°C;Humi:53.8%;Press:100.2kPa      **Test Site:** DDT 3# Chamber  
**File Path:** d:\ts\2022 report data\Q22100908-2E M6A plus\FCC ABOVE 1G 5G\69  
**Memo:** 11A 5200

## Test Graph



Suspected Data List								
NO.	Freq. [MHz]	Reading [dBµV]	Factor [dB]	Level [dBµV/m]	Limit [dBµV/m]	Margin [dB]	Detector	Polarity
1	8828.99	44.48	2.49	46.97	68.20	21.23	PK	Horizontal
2	9676.96	44.97	2.37	47.34	68.20	20.86	PK	Horizontal
3	11476.13	44.80	3.97	48.77	68.20	19.43	PK	Horizontal
4	12836.96	43.70	4.97	48.67	68.20	19.53	PK	Horizontal
5	14744.98	42.94	5.92	48.86	68.20	19.34	PK	Horizontal
6	17988.33	39.91	8.53	48.44	68.20	19.76	PK	Horizontal

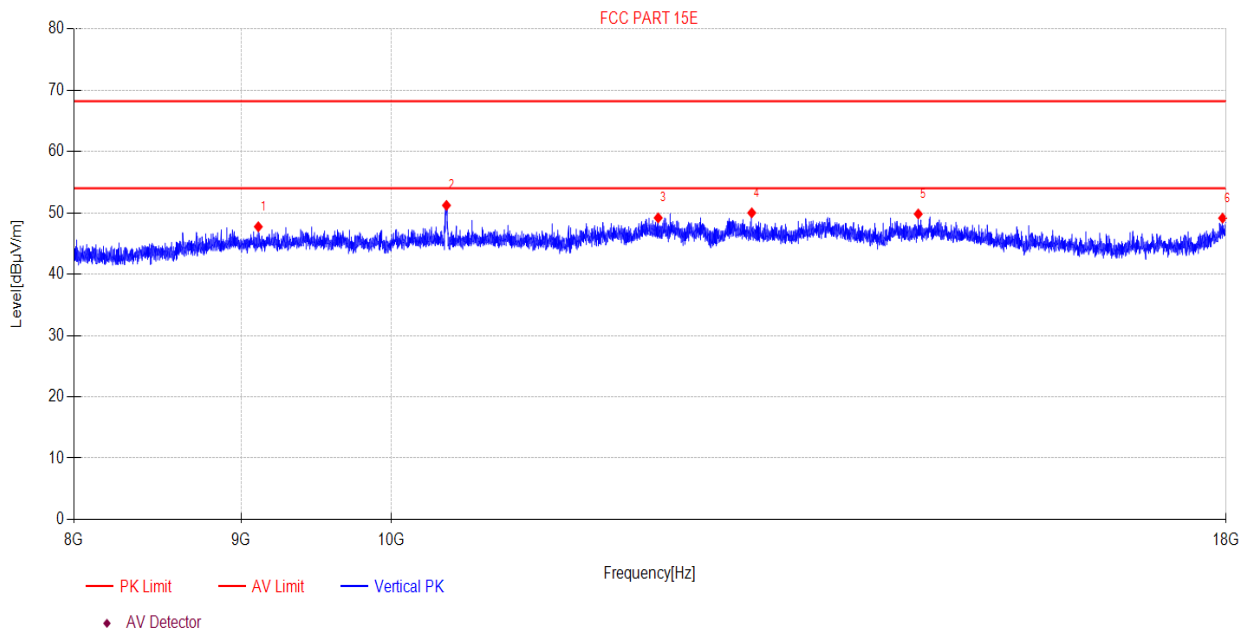
**Note:**

1. Level = Reading + Factor.
2. If Peak Result complies with AV limit, AV Result is deemed to comply with AV limit.
3. Test setup: RBW: 1 MHz, VBW: 3 MHz, Sweep time: auto.

# TR-4-E-009 Radiated Emission Test Result

**Test Date:** 2022-11-14      **Tested By:** Bairong  
**EUT:** M6a Plus Mesh Wi-Fi Router      **Model Number:** M6a Plus  
**Test Mode:** TX Mode      **Power Supply:** AC120V/60Hz  
**Condition:** Temp:23.4°C;Humi:53.8%;Press:100.2kPa      **Test Site:** DDT 3# Chamber  
**File Path:** d:\ts\2022 report data\Q22100908-2E M6A plus\FCC ABOVE 1G 5G\70  
**Memo:** 11A 5200

## Test Graph



Suspected Data List								
NO.	Freq. [MHz]	Reading [dBµV]	Factor [dB]	Level [dBµV/m]	Limit [dBµV/m]	Margin [dB]	Detector	Polarity
1	9108.96	44.88	2.86	47.74	68.20	20.46	PK	Vertical
2	10398.59	48.57	2.65	51.22	68.20	16.98	PK	Vertical
3	12069.77	44.22	4.97	49.19	68.20	19.01	PK	Vertical
4	12891.20	44.96	5.05	50.01	68.20	18.19	PK	Vertical
5	14493.68	43.76	6.06	49.82	68.20	18.38	PK	Vertical
6	17956.27	40.81	8.33	49.14	68.20	19.06	PK	Vertical

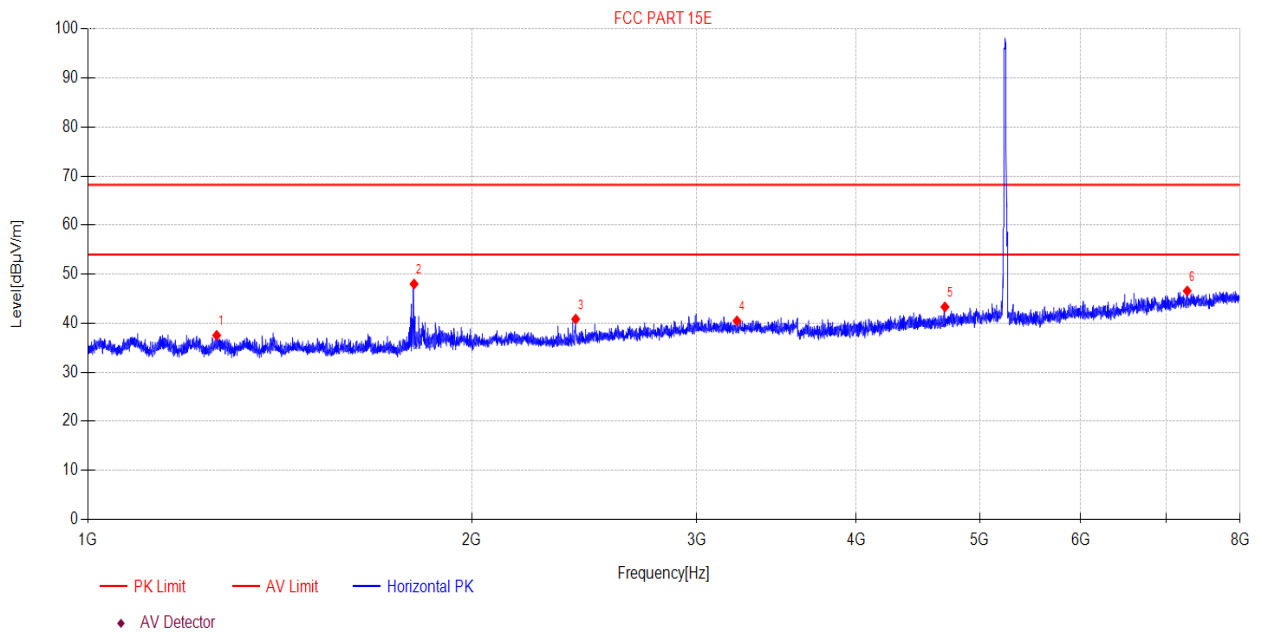
**Note:**

1. Level = Reading + Factor.
2. If Peak Result complies with AV limit, AV Result is deemed to comply with AV limit.
3. Test setup: RBW: 1 MHz, VBW: 3 MHz, Sweep time: auto.

# TR-4-E-009 Radiated Emission Test Result

**Test Date:** 2022-11-14      **Tested By:** Bairong  
**EUT:** M6a Plus Mesh Wi-Fi Router      **Model Number:** M6a Plus  
**Test Mode:** TX Mode      **Power Supply:** AC120V/60Hz  
**Condition:** Temp:23.4°C;Humi:53.8%;Press:100.2kPa      **Test Site:** DDT 3# Chamber  
**File Path:** d:\ts\2022 report data\Q22100908-2E M6A plus\FCC ABOVE 1G 5G\73  
**Memo:** 11A 5240

## Test Graph



Suspected Data List								
NO.	Freq. [MHz]	Reading [dBµV]	Factor [dB]	Level [dBµV/m]	Limit [dBµV/m]	Margin [dB]	Detector	Polarity
1	1261.70	48.44	-10.91	37.53	68.20	30.67	PK	Horizontal
2	1801.52	59.58	-11.58	48.00	68.20	20.20	PK	Horizontal
3	2411.74	50.52	-9.67	40.85	68.20	27.35	PK	Horizontal
4	3226.64	48.09	-7.60	40.49	68.20	27.71	PK	Horizontal
5	4696.14	48.53	-5.20	43.33	68.20	24.87	PK	Horizontal
6	7271.81	46.53	0.05	46.58	68.20	21.62	PK	Horizontal

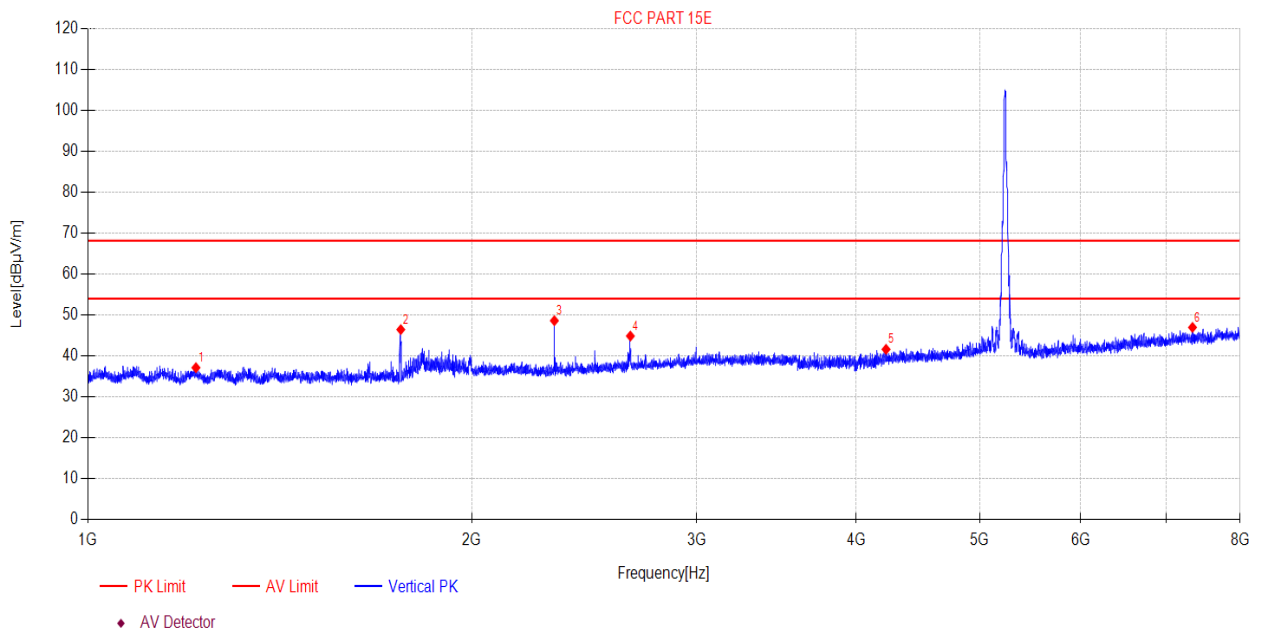
**Note:**

1. Level = Reading + Factor.
2. If Peak Result complies with AV limit, AV Result is deemed to comply with AV limit.
3. Test setup: RBW: 1 MHz, VBW: 3 MHz, Sweep time: auto.

# TR-4-E-009 Radiated Emission Test Result

**Test Date:** 2022-11-14      **Tested By:** Bairong  
**EUT:** M6a Plus Mesh Wi-Fi Router      **Model Number:** M6a Plus  
**Test Mode:** TX Mode      **Power Supply:** AC120V/60Hz  
**Condition:** Temp:23.4°C;Humi:53.8%;Press:100.2kPa      **Test Site:** DDT 3# Chamber  
**File Path:** d:\ts\2022 report data\Q22100908-2E M6A plus\FCC ABOVE 1G 5G\74  
**Memo:** 11A 5240

## Test Graph



Suspected Data List								
NO.	Freq. [MHz]	Reading [dBµV]	Factor [dB]	Level [dBµV/m]	Limit [dBµV/m]	Margin [dB]	Detector	Polarity
1	1215.35	48.05	-10.92	37.13	68.20	31.07	PK	Vertical
2	1758.95	58.05	-11.61	46.44	68.20	21.76	PK	Vertical
3	2320.73	58.49	-9.86	48.63	68.20	19.57	PK	Vertical
4	2662.09	53.80	-8.94	44.86	68.20	23.34	PK	Vertical
5	4222.78	47.90	-6.28	41.62	68.20	26.58	PK	Vertical
6	7341.69	46.91	0.07	46.98	68.20	21.22	PK	Vertical

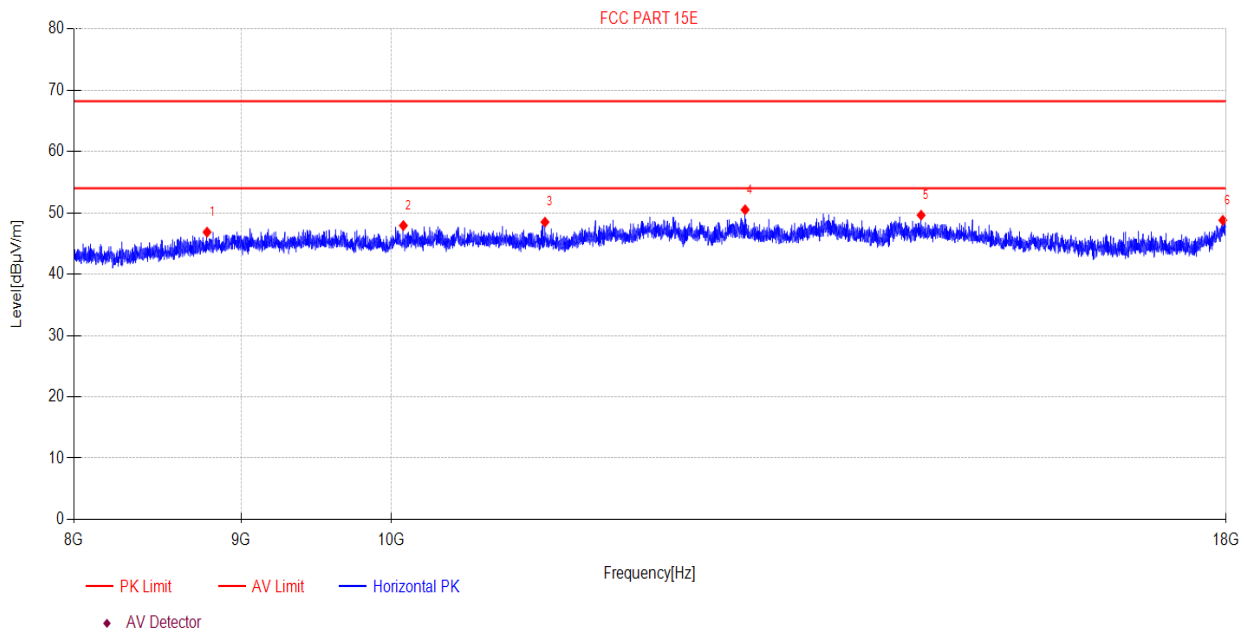
**Note:**

1. Level = Reading + Factor.
2. If Peak Result complies with AV limit, AV Result is deemed to comply with AV limit.
3. Test setup: RBW: 1 MHz, VBW: 3 MHz, Sweep time: auto.

# TR-4-E-009 Radiated Emission Test Result

**Test Date:** 2022-11-14      **Tested By:** Bairong  
**EUT:** M6a Plus Mesh Wi-Fi Router      **Model Number:** M6a Plus  
**Test Mode:** TX Mode      **Power Supply:** AC120V/60Hz  
**Condition:** Temp:23.4°C;Humi:53.8%;Press:100.2kPa      **Test Site:** DDT 3# Chamber  
**File Path:** d:\ts\2022 report data\Q22100908-2E M6A plus\FCC ABOVE 1G 5G75  
**Memo:** 11A 5240

## Test Graph



Suspected Data List								
NO.	Freq. [MHz]	Reading [dBµV]	Factor [dB]	Level [dBµV/m]	Limit [dBµV/m]	Margin [dB]	Detector	Polarity
1	8786.14	44.50	2.36	46.86	68.20	21.34	PK	Horizontal
2	10087.98	45.59	2.34	47.93	68.20	20.27	PK	Horizontal
3	11145.08	45.09	3.41	48.50	68.20	19.70	PK	Horizontal
4	12830.72	45.54	4.97	50.51	68.20	17.69	PK	Horizontal
5	14523.09	43.59	6.04	49.63	68.20	18.57	PK	Horizontal
6	17959.18	40.45	8.35	48.80	68.20	19.40	PK	Horizontal

**Note:**

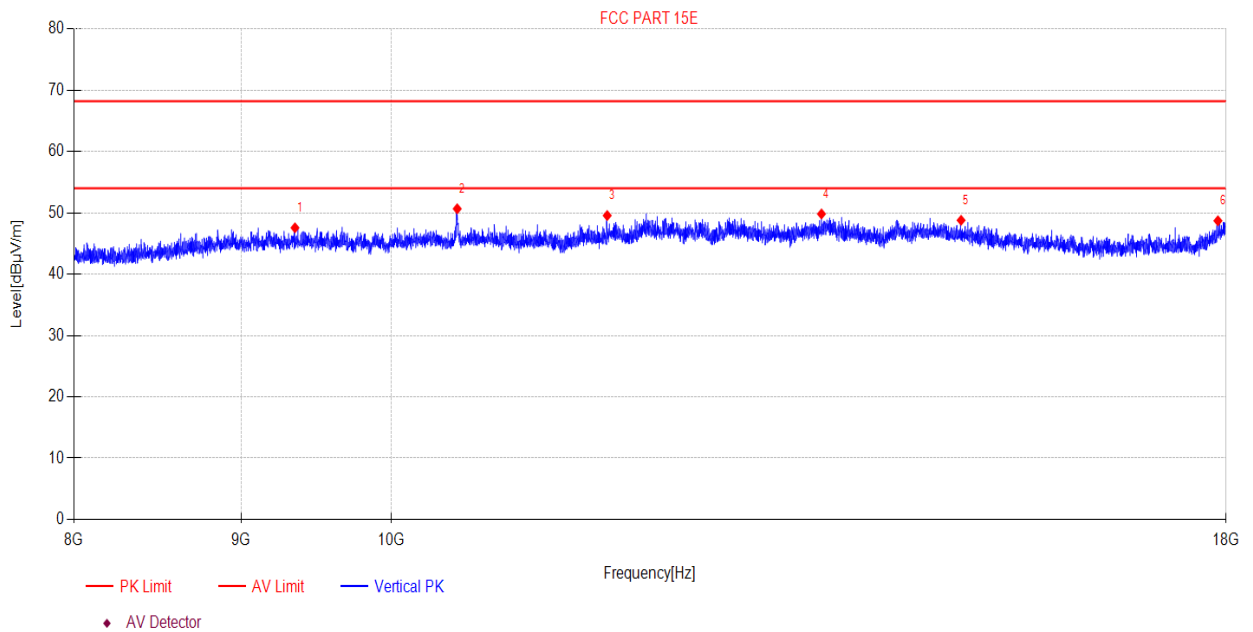
1. Level = Reading + Factor.
2. If Peak Result complies with AV limit, AV Result is deemed to comply with AV limit.
3. Test setup: RBW: 1 MHz, VBW: 3 MHz, Sweep time: auto.



# TR-4-E-009 Radiated Emission Test Result

**Test Date:** 2022-11-14      **Tested By:** Bairong  
**EUT:** M6a Plus Mesh Wi-Fi Router      **Model Number:** M6a Plus  
**Test Mode:** TX Mode      **Power Supply:** AC120V/60Hz  
**Condition:** Temp:23.4°C;Humi:53.8%;Press:100.2kPa      **Test Site:** DDT 3# Chamber  
**File Path:** d:\ts\2022 report data\Q22100908-2E M6A plus\FCC ABOVE 1G 5G\76  
**Memo:** 11A 5240

## Test Graph



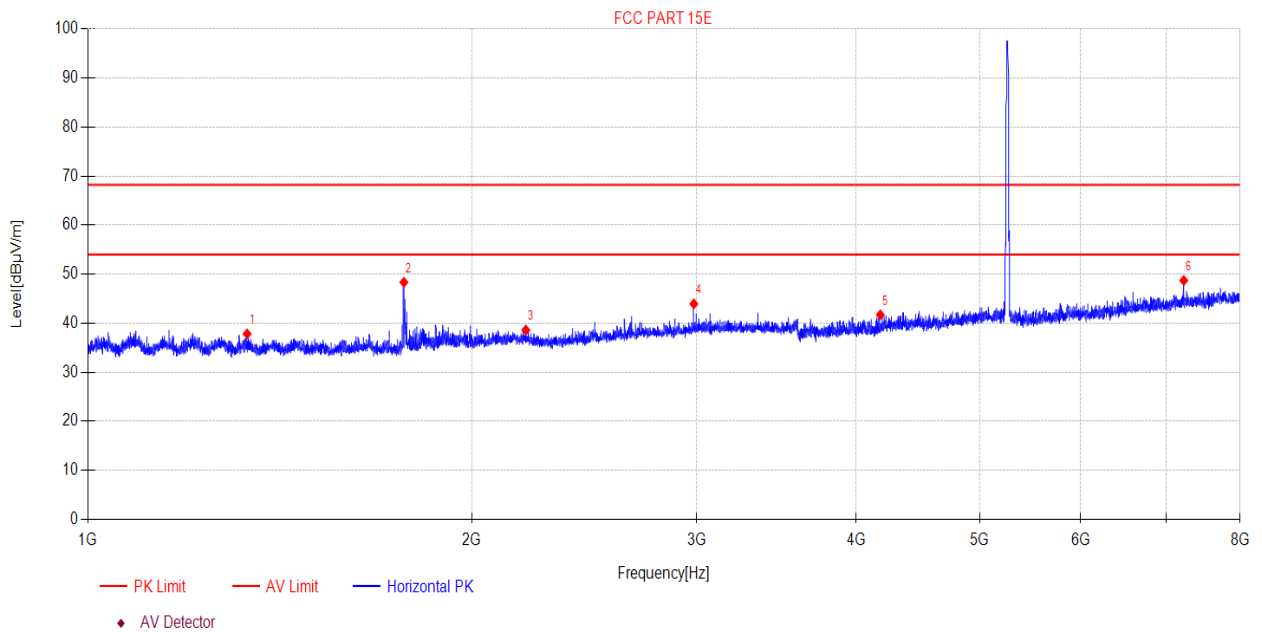
Suspected Data List								
NO.	Freq. [MHz]	Reading [dBµV]	Factor [dB]	Level [dBµV/m]	Limit [dBµV/m]	Margin [dB]	Detector	Polarity
1	9346.89	44.77	2.80	47.57	68.20	20.63	PK	Vertical
2	10477.30	47.92	2.75	50.67	68.20	17.53	PK	Vertical
3	11643.91	45.41	4.15	49.56	68.20	18.64	PK	Vertical
4	13539.37	44.15	5.68	49.83	68.20	18.37	PK	Vertical
5	14937.52	43.12	5.68	48.80	68.20	19.40	PK	Vertical
6	17896.67	40.75	7.96	48.71	68.20	19.49	PK	Vertical

- Note:
1. Level = Reading + Factor.
  2. If Peak Result complies with AV limit, AV Result is deemed to comply with AV limit.
  3. Test setup: RBW: 1 MHz, VBW: 3 MHz, Sweep time: auto.

# TR-4-E-009 Radiated Emission Test Result

**Test Date:** 2022-11-14      **Tested By:** Bairong  
**EUT:** M6a Plus Mesh Wi-Fi Router      **Model Number:** M6a Plus  
**Test Mode:** TX Mode      **Power Supply:** AC120V/60Hz  
**Condition:** Temp:23.4°C;Humi:53.8%;Press:100.2kPa      **Test Site:** DDT 3# Chamber  
**File Path:** d:\ts\2022 report data\Q22100908-2E M6A plus\FCC ABOVE 1G 5G\79  
**Memo:** 11A 5260

## Test Graph



Suspected Data List								
NO.	Freq. [MHz]	Reading [dBµV]	Factor [dB]	Level [dBµV/m]	Limit [dBµV/m]	Margin [dB]	Detector	Polarity
1	1332.89	48.88	-11.06	37.82	68.20	30.38	PK	Horizontal
2	1768.86	59.96	-11.60	48.36	68.20	19.84	PK	Horizontal
3	2204.09	48.62	-10.01	38.61	68.20	29.59	PK	Horizontal
4	2985.23	51.82	-7.87	43.95	68.20	24.25	PK	Horizontal
5	4179.10	48.11	-6.39	41.72	68.20	26.48	PK	Horizontal
6	7226.59	48.69	0.03	48.72	68.20	19.48	PK	Horizontal

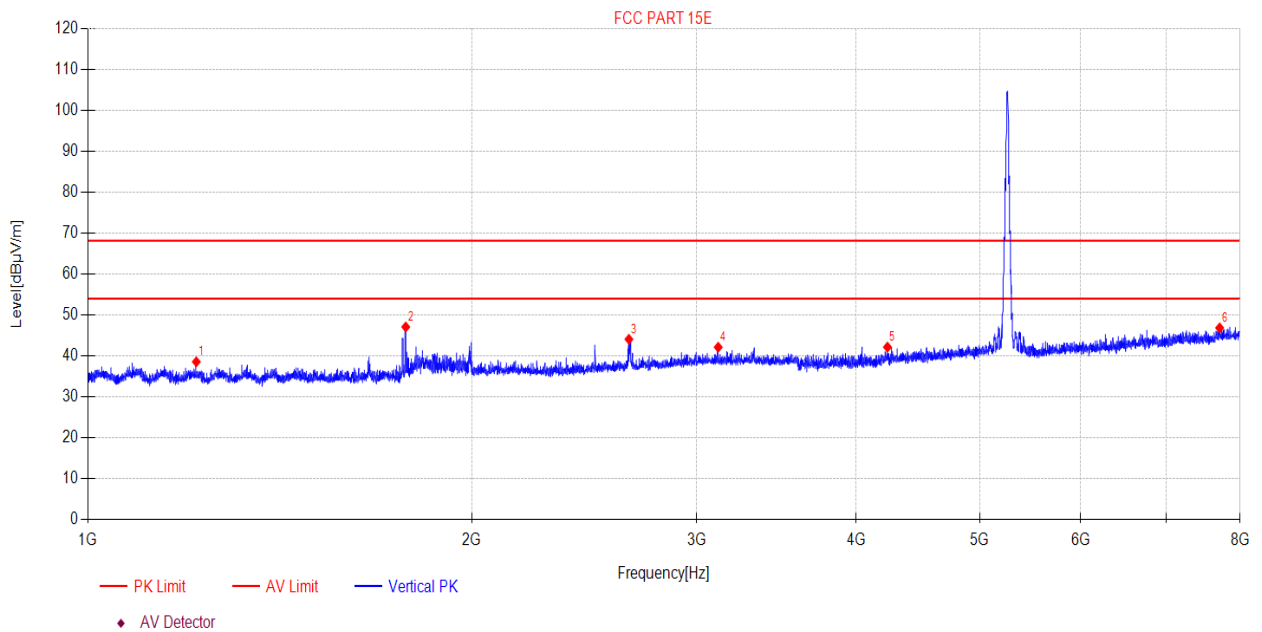
**Note:**

1. Level = Reading + Factor.
2. If Peak Result complies with AV limit, AV Result is deemed to comply with AV limit.
3. Test setup: RBW: 1 MHz, VBW: 3 MHz, Sweep time: auto.

# TR-4-E-009 Radiated Emission Test Result

**Test Date:** 2022-11-14      **Tested By:** Bairong  
**EUT:** M6a Plus Mesh Wi-Fi Router      **Model Number:** M6a Plus  
**Test Mode:** TX Mode      **Power Supply:** AC120V/60Hz  
**Condition:** Temp:23.4°C;Humi:53.8%;Press:100.2kPa      **Test Site:** DDT 3# Chamber  
**File Path:** d:\ts\2022 report data\Q22100908-2E M6A plus\FCC ABOVE 1G 5G\80  
**Memo:** 11A 5260

## Test Graph



Suspected Data List								
NO.	Freq. [MHz]	Reading [dBµV]	Factor [dB]	Level [dBµV/m]	Limit [dBµV/m]	Margin [dB]	Detector	Polarity
1	1216.11	49.49	-10.92	38.57	68.20	29.63	PK	Vertical
2	1774.75	58.69	-11.60	47.09	68.20	21.11	PK	Vertical
3	2654.90	53.04	-8.95	44.09	68.20	24.11	PK	Vertical
4	3119.11	49.69	-7.56	42.13	68.20	26.07	PK	Vertical
5	4233.33	48.41	-6.25	42.16	68.20	26.04	PK	Vertical
6	7710.93	46.55	0.31	46.86	68.20	21.34	PK	Vertical

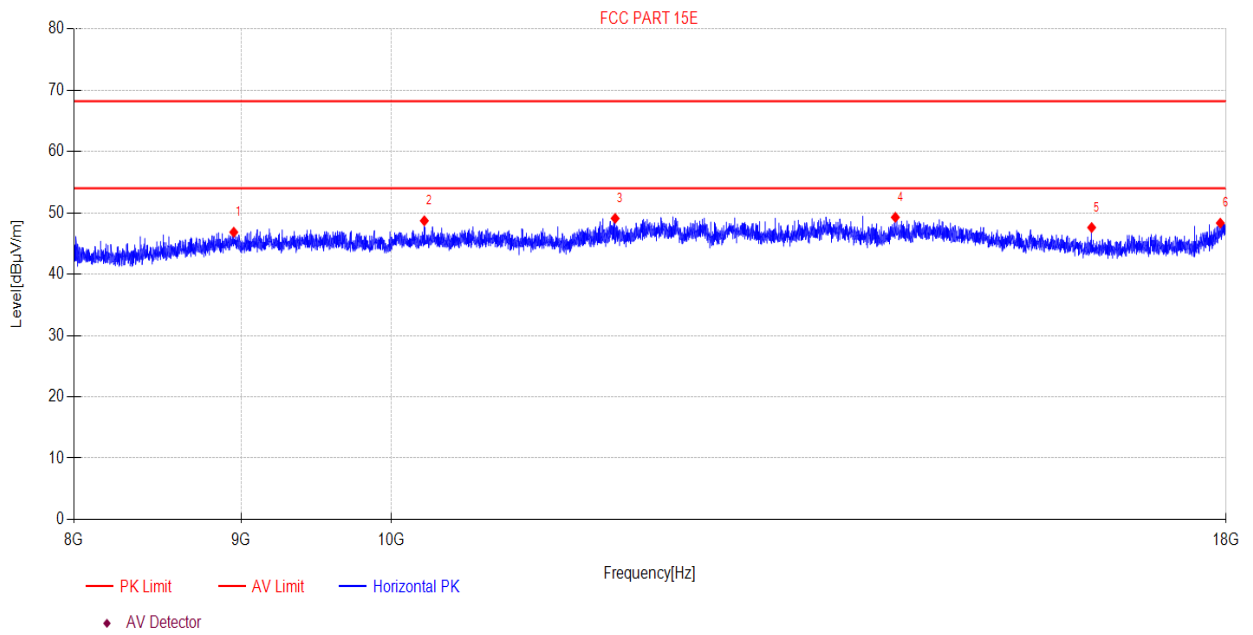
**Note:**

1. Level = Reading + Factor.
2. If Peak Result complies with AV limit, AV Result is deemed to comply with AV limit.
3. Test setup: RBW: 1 MHz, VBW: 3 MHz, Sweep time: auto.

# TR-4-E-009 Radiated Emission Test Result

**Test Date:** 2022-11-14      **Tested By:** Bairong  
**EUT:** M6a Plus Mesh Wi-Fi Router      **Model Number:** M6a Plus  
**Test Mode:** TX Mode      **Power Supply:** AC120V/60Hz  
**Condition:** Temp:23.4°C;Humi:53.8%;Press:100.2kPa      **Test Site:** DDT 3# Chamber  
**File Path:** d:\ts\2022 report data\Q22100908-2E M6A plus\FCC ABOVE 1G 5G77  
**Memo:** 11A 5260

## Test Graph



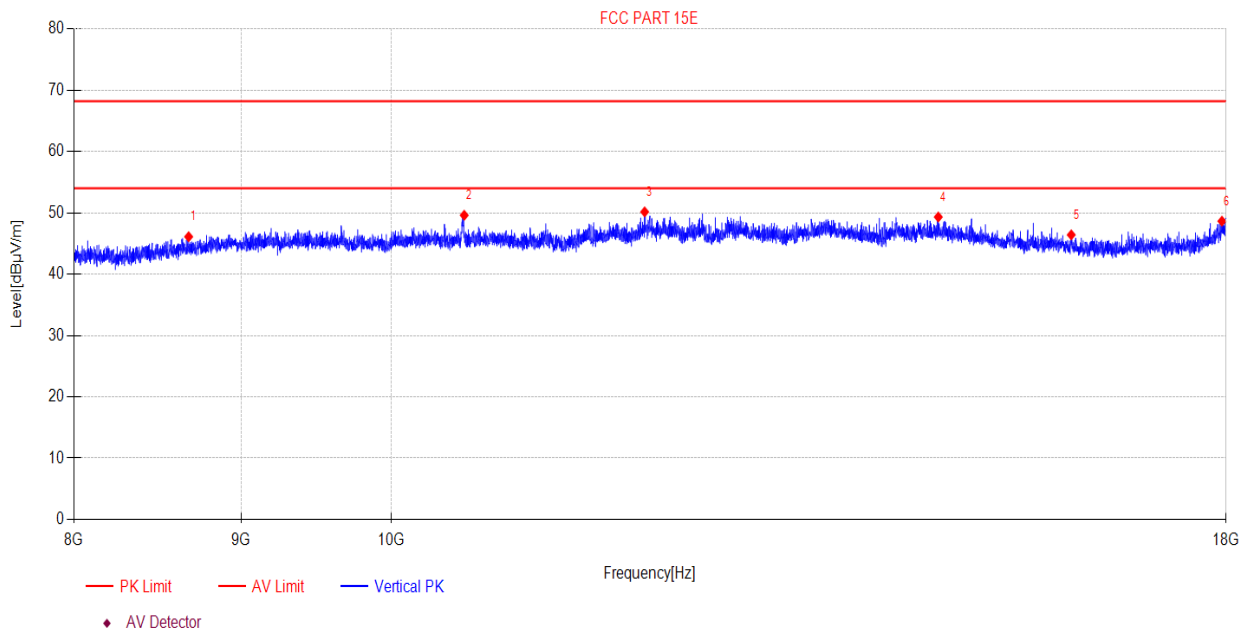
Suspected Data List								
NO.	Freq. [MHz]	Reading [dBµV]	Factor [dB]	Level [dBµV/m]	Limit [dBµV/m]	Margin [dB]	Detector	Polarity
1	8952.99	43.98	2.87	46.85	68.20	21.35	PK	Horizontal
2	10237.95	46.16	2.55	48.71	68.20	19.49	PK	Horizontal
3	11709.24	44.89	4.21	49.10	68.20	19.10	PK	Horizontal
4	14261.69	43.14	6.14	49.28	68.20	18.92	PK	Horizontal
5	16374.83	43.66	3.95	47.61	68.20	20.59	PK	Horizontal
6	17927.17	40.18	8.15	48.33	68.20	19.87	PK	Horizontal

- Note:
1. Level = Reading + Factor.
  2. If Peak Result complies with AV limit, AV Result is deemed to comply with AV limit.
  3. Test setup: RBW: 1 MHz, VBW: 3 MHz, Sweep time: auto.

# TR-4-E-009 Radiated Emission Test Result

**Test Date:** 2022-11-14      **Tested By:** Bairong  
**EUT:** M6a Plus Mesh Wi-Fi Router      **Model Number:** M6a Plus  
**Test Mode:** TX Mode      **Power Supply:** AC120V/60Hz  
**Condition:** Temp:23.4°C;Humi:53.8%;Press:100.2kPa      **Test Site:** DDT 3# Chamber  
**File Path:** d:\ts\2022 report data\Q22100908-2E M6A plus\FCC ABOVE 1G 5G\78  
**Memo:** 11A 5260

## Test Graph



Suspected Data List								
NO.	Freq. [MHz]	Reading [dBµV]	Factor [dB]	Level [dBµV/m]	Limit [dBµV/m]	Margin [dB]	Detector	Polarity
1	8672.89	44.11	2.00	46.11	68.20	22.09	PK	Vertical
2	10529.25	46.79	2.82	49.61	68.20	18.59	PK	Vertical
3	11954.84	45.42	4.74	50.16	68.20	18.04	PK	Vertical
4	14699.62	43.39	5.94	49.33	68.20	18.87	PK	Vertical
5	16141.50	42.51	3.91	46.42	68.20	21.78	PK	Vertical
6	17947.53	40.37	8.28	48.65	68.20	19.55	PK	Vertical

**Note:**

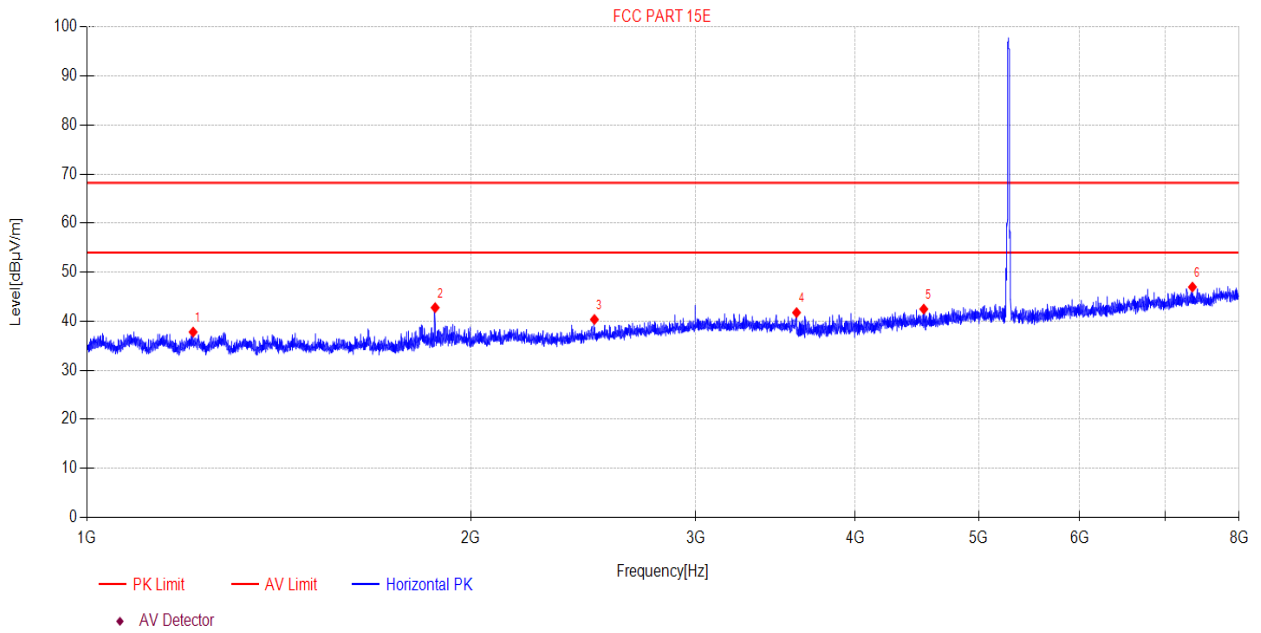
1. Level = Reading + Factor.
2. If Peak Result complies with AV limit, AV Result is deemed to comply with AV limit.
3. Test setup: RBW: 1 MHz, VBW: 3 MHz, Sweep time: auto.



# TR-4-E-009 Radiated Emission Test Result

**Test Date:** 2022-11-14      **Tested By:** Bairong  
**EUT:** M6a Plus Mesh Wi-Fi Router      **Model Number:** M6a Plus  
**Test Mode:** TX Mode      **Power Supply:** AC120V/60Hz  
**Condition:** Temp:23.4°C;Humi:53.8%;Press:100.2kPa      **Test Site:** DDT 3# Chamber  
**File Path:** d:\ts\2022 report data\Q22100908-2E M6A plus\FCC ABOVE 1G 5G\81  
**Memo:** 11A 5280

## Test Graph



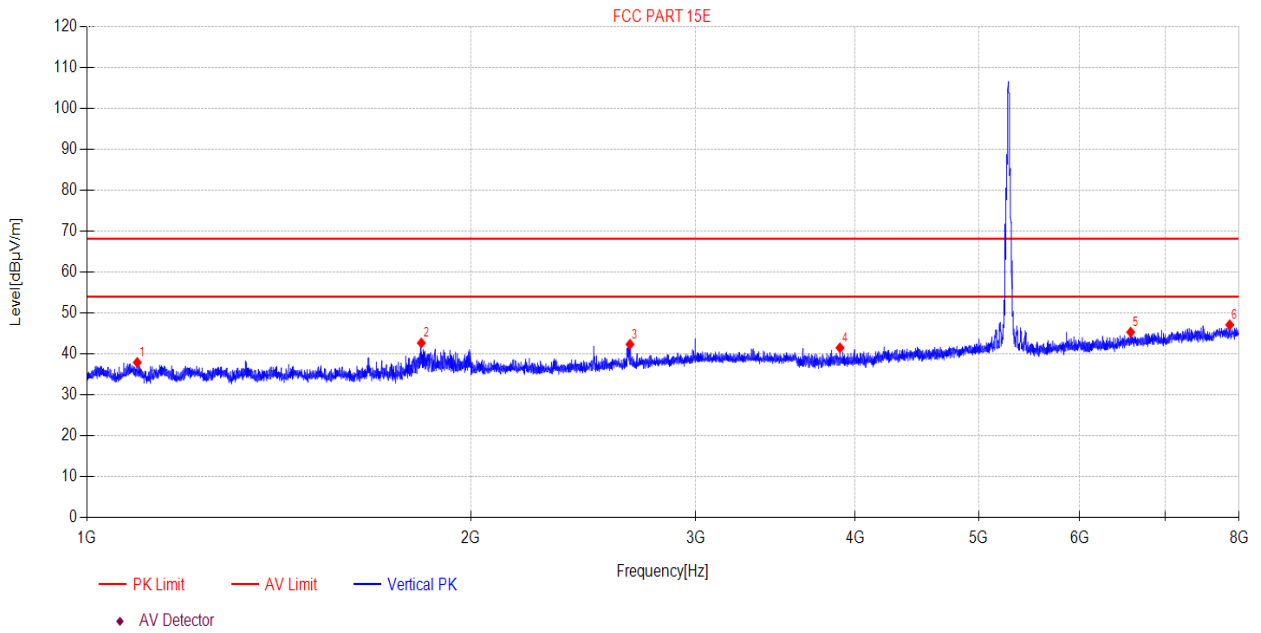
Suspected Data List								
NO.	Freq. [MHz]	Reading [dBµV]	Factor [dB]	Level [dBµV/m]	Limit [dBµV/m]	Margin [dB]	Detector	Polarity
1	1211.31	48.73	-10.93	37.80	68.20	30.40	PK	Horizontal
2	1874.89	54.16	-11.39	42.77	68.20	25.43	PK	Horizontal
3	2499.03	49.75	-9.39	40.36	68.20	27.84	PK	Horizontal
4	3599.55	49.43	-7.67	41.76	68.20	26.44	PK	Horizontal
5	4528.34	48.07	-5.60	42.47	68.20	25.73	PK	Horizontal
6	7353.91	46.89	0.08	46.97	68.20	21.23	PK	Horizontal

- Note:
1. Level = Reading + Factor.
  2. If Peak Result complies with AV limit, AV Result is deemed to comply with AV limit.
  3. Test setup: RBW: 1 MHz, VBW: 3 MHz, Sweep time: auto.

# TR-4-E-009 Radiated Emission Test Result

**Test Date:** 2022-11-14      **Tested By:** Bairong  
**EUT:** M6a Plus Mesh Wi-Fi Router      **Model Number:** M6a Plus  
**Test Mode:** TX Mode      **Power Supply:** AC120V/60Hz  
**Condition:** Temp:23.4°C;Humi:53.8%;Press:100.2kPa      **Test Site:** DDT 3# Chamber  
**File Path:** d:\ts\2022 report data\Q22100908-2E M6A plus\FCC ABOVE 1G 5G\82  
**Memo:** 11A 5280

## Test Graph



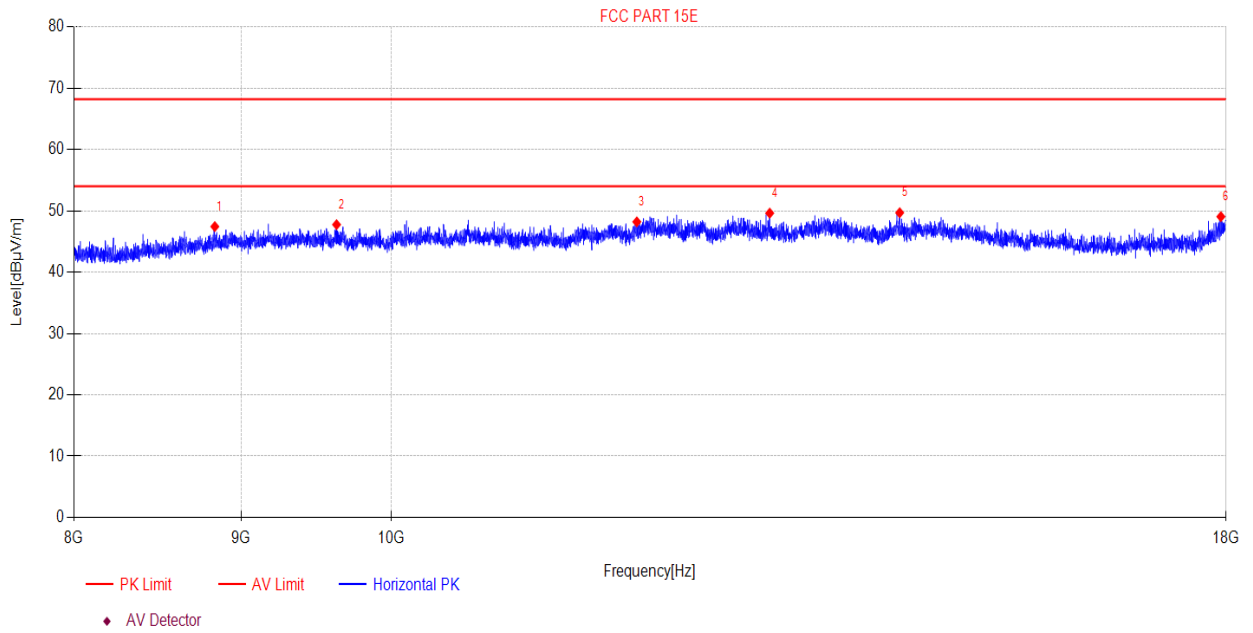
Suspected Data List								
NO.	Freq. [MHz]	Reading [dBµV]	Factor [dB]	Level [dBµV/m]	Limit [dBµV/m]	Margin [dB]	Detector	Polarity
1	1095.12	48.86	-10.94	37.92	68.20	30.28	PK	Vertical
2	1828.69	54.24	-11.54	42.70	68.20	25.50	PK	Vertical
3	2664.86	51.30	-8.93	42.37	68.20	25.83	PK	Vertical
4	3893.06	48.51	-7.01	41.50	68.20	26.70	PK	Vertical
5	6578.36	46.43	-1.11	45.32	68.20	22.88	PK	Vertical
6	7866.39	46.53	0.60	47.13	68.20	21.07	PK	Vertical

- Note:
1. Level = Reading + Factor.
  2. If Peak Result complies with AV limit, AV Result is deemed to comply with AV limit.
  3. Test setup: RBW: 1 MHz, VBW: 3 MHz, Sweep time: auto.

# TR-4-E-009 Radiated Emission Test Result

**Test Date:** 2022-11-14      **Tested By:** Bairong  
**EUT:** M6a Plus Mesh Wi-Fi Router      **Model Number:** M6a Plus  
**Test Mode:** TX Mode      **Power Supply:** AC120V/60Hz  
**Condition:** Temp:23.4°C;Humi:53.8%;Press:100.2kPa      **Test Site:** DDT 3# Chamber  
**File Path:** d:\ts\2022 report data\Q22100908-2E M6A plus\FCC ABOVE 1G 5G\83  
**Memo:** 11A 5280

## Test Graph



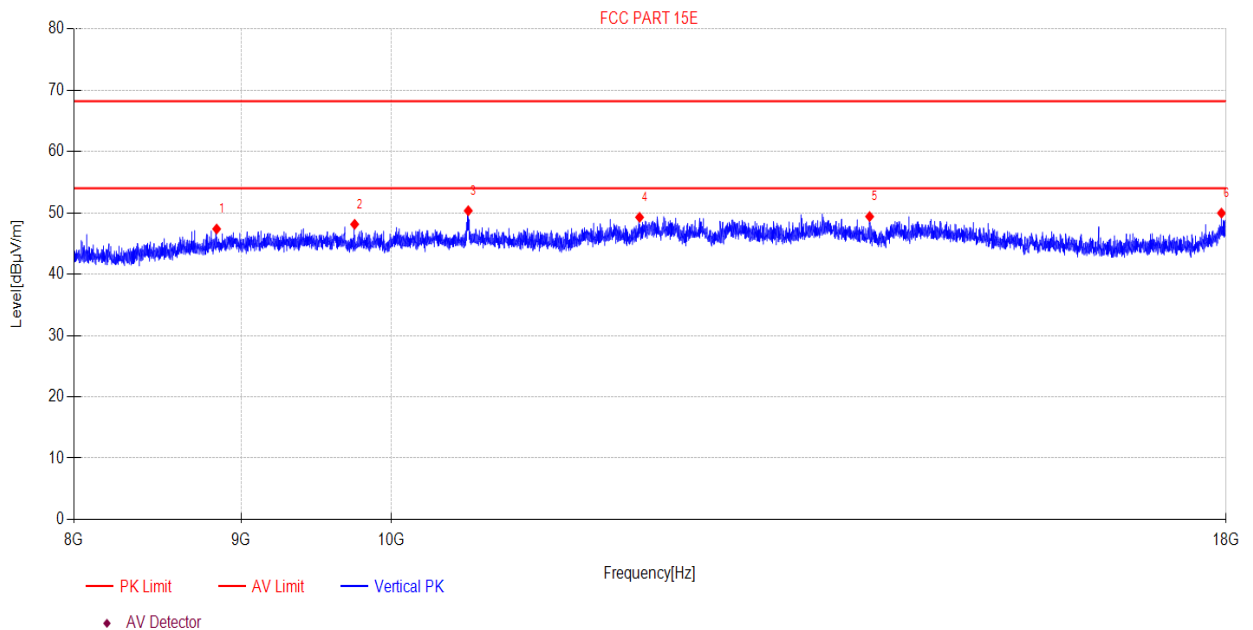
Suspected Data List								
NO.	Freq. [MHz]	Reading [dBµV]	Factor [dB]	Level [dBµV/m]	Limit [dBµV/m]	Margin [dB]	Detector	Polarity
1	8834.00	44.92	2.52	47.44	68.20	20.76	PK	Horizontal
2	9624.53	45.29	2.47	47.76	68.20	20.44	PK	Horizontal
3	11889.10	43.64	4.57	48.21	68.20	19.99	PK	Horizontal
4	13055.30	44.55	5.08	49.63	68.20	18.57	PK	Horizontal
5	14305.70	43.55	6.15	49.70	68.20	18.50	PK	Horizontal
6	17934.44	40.86	8.20	49.06	68.20	19.14	PK	Horizontal

- Note:
1. Level = Reading + Factor.
  2. If Peak Result complies with AV limit, AV Result is deemed to comply with AV limit.
  3. Test setup: RBW: 1 MHz, VBW: 3 MHz, Sweep time: auto.

# TR-4-E-009 Radiated Emission Test Result

**Test Date:** 2022-11-14      **Tested By:** Bairong  
**EUT:** M6a Plus Mesh Wi-Fi Router      **Model Number:** M6a Plus  
**Test Mode:** TX Mode      **Power Supply:** AC120V/60Hz  
**Condition:** Temp:23.4°C;Humi:53.8%;Press:100.2kPa      **Test Site:** DDT 3# Chamber  
**File Path:** d:\ts\2022 report data\Q22100908-2E M6A plus\FCC ABOVE 1G 5G\84  
**Memo:** 11A 5280

## Test Graph



Suspected Data List								
NO.	Freq. [MHz]	Reading [dBµV]	Factor [dB]	Level [dBµV/m]	Limit [dBµV/m]	Margin [dB]	Detector	Polarity
1	8845.47	44.81	2.56	47.37	68.20	20.83	PK	Vertical
2	9747.84	45.84	2.30	48.14	68.20	20.06	PK	Vertical
3	10559.18	47.49	2.86	50.35	68.20	17.85	PK	Vertical
4	11912.26	44.66	4.62	49.28	68.20	18.92	PK	Vertical
5	14006.13	43.58	5.82	49.40	68.20	18.80	PK	Vertical
6	17941.71	41.73	8.24	49.97	68.20	18.23	PK	Vertical

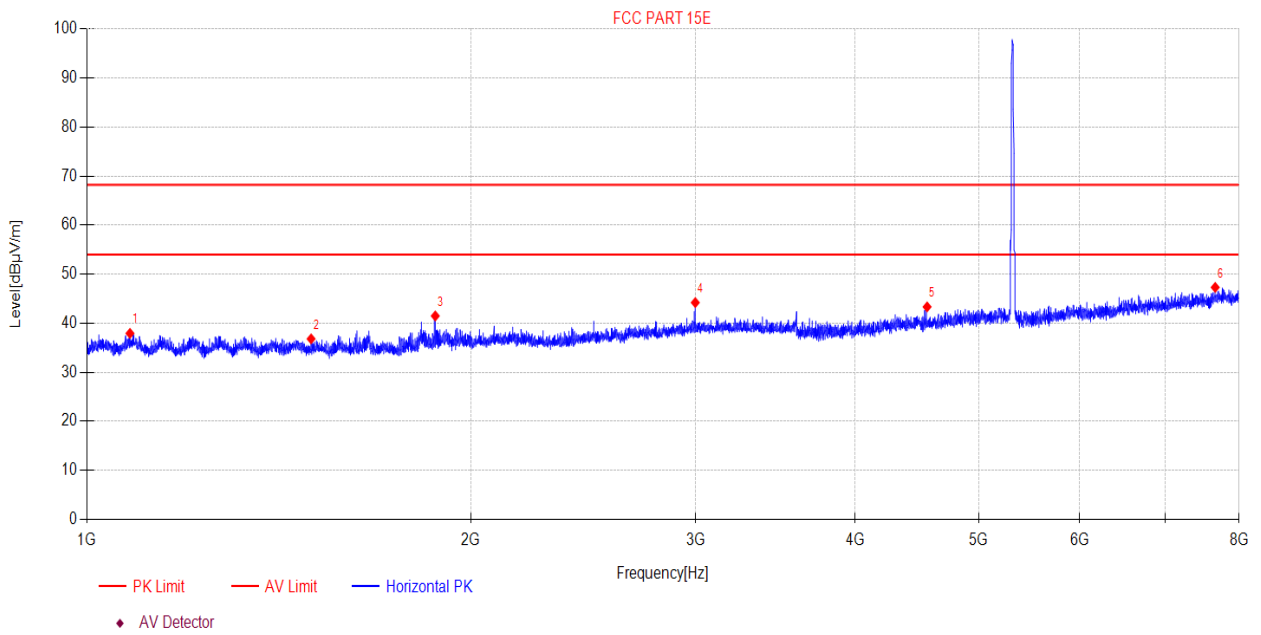
**Note:**

1. Level = Reading + Factor.
2. If Peak Result complies with AV limit, AV Result is deemed to comply with AV limit.
3. Test setup: RBW: 1 MHz, VBW: 3 MHz, Sweep time: auto.

# TR-4-E-009 Radiated Emission Test Result

**Test Date:** 2022-11-14      **Tested By:** Bairong  
**EUT:** M6a Plus Mesh Wi-Fi Router      **Model Number:** M6a Plus  
**Test Mode:** TX Mode      **Power Supply:** AC120V/60Hz  
**Condition:** Temp:23.4°C;Humi:53.8%;Press:100.2kPa      **Test Site:** DDT 3# Chamber  
**File Path:** d:\ts\2022 report data\Q22100908-2E M6A plus\FCC ABOVE 1G 5G\85  
**Memo:** 11A 5320

## Test Graph



Suspected Data List								
NO.	Freq. [MHz]	Reading [dBµV]	Factor [dB]	Level [dBµV/m]	Limit [dBµV/m]	Margin [dB]	Detector	Polarity
1	1080.87	48.87	-10.94	37.93	68.20	30.27	PK	Horizontal
2	1498.73	48.11	-11.30	36.81	68.20	31.39	PK	Horizontal
3	1875.28	52.87	-11.39	41.48	68.20	26.72	PK	Horizontal
4	2998.29	52.03	-7.82	44.21	68.20	23.99	PK	Horizontal
5	4555.73	48.88	-5.55	43.33	68.20	24.87	PK	Horizontal
6	7662.98	47.08	0.23	47.31	68.20	20.89	PK	Horizontal

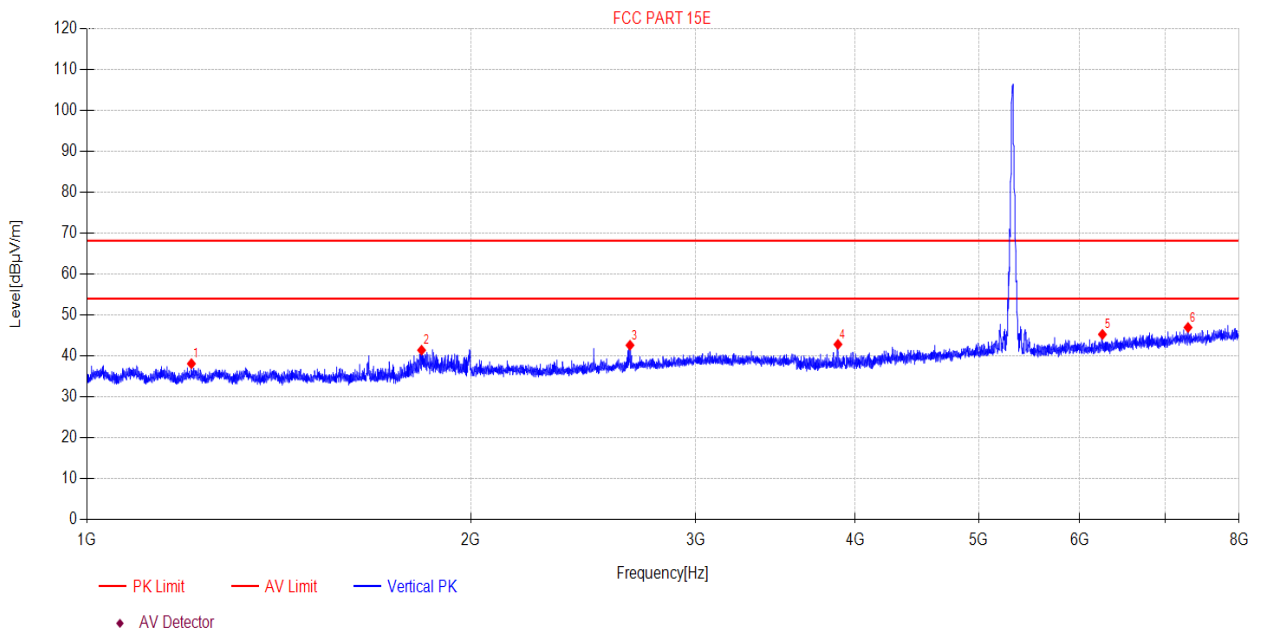
- Note:
1. Level = Reading + Factor.
  2. If Peak Result complies with AV limit, AV Result is deemed to comply with AV limit.
  3. Test setup: RBW: 1 MHz, VBW: 3 MHz, Sweep time: auto.



# TR-4-E-009 Radiated Emission Test Result

**Test Date:** 2022-11-14      **Tested By:** Bairong  
**EUT:** M6a Plus Mesh Wi-Fi Router      **Model Number:** M6a Plus  
**Test Mode:** TX Mode      **Power Supply:** AC120V/60Hz  
**Condition:** Temp:23.4°C;Humi:53.8%;Press:100.2kPa      **Test Site:** DDT 3# Chamber  
**File Path:** d:\ts\2022 report data\Q22100908-2E M6A plus\FCC ABOVE 1G 5G\86  
**Memo:** 11A 5320

## Test Graph



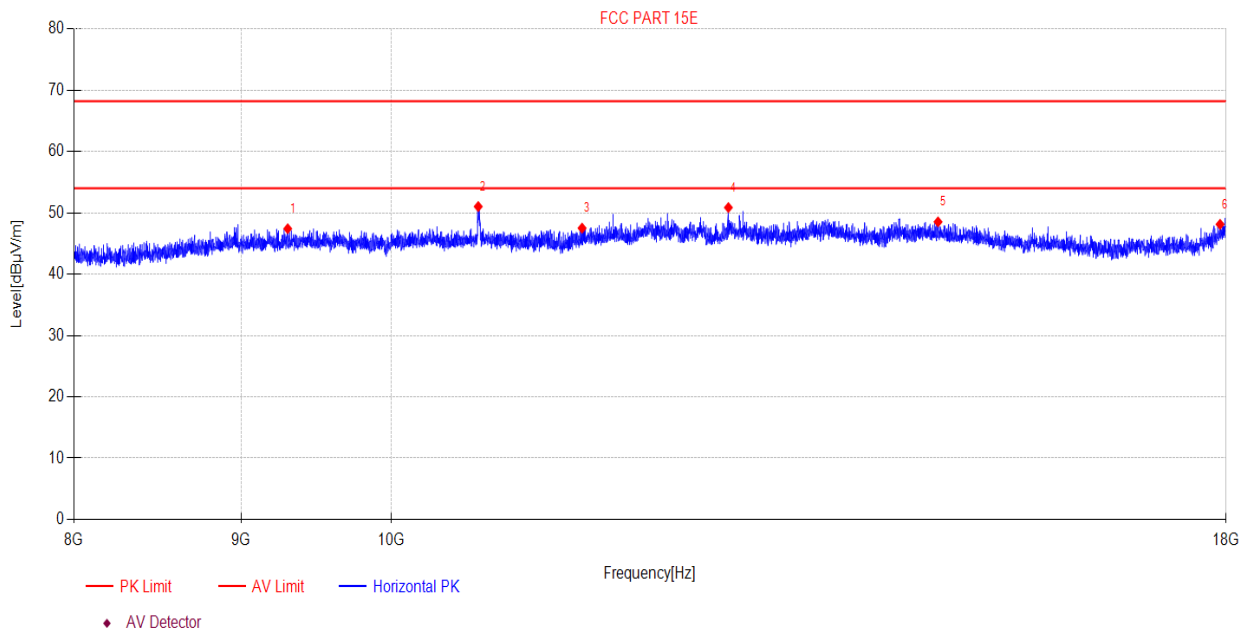
Suspected Data List								
NO.	Freq. [MHz]	Reading [dBµV]	Factor [dB]	Level [dBµV/m]	Limit [dBµV/m]	Margin [dB]	Detector	Polarity
1	1207.54	49.03	-10.92	38.11	68.20	30.09	PK	Vertical
2	1829.45	52.95	-11.54	41.41	68.20	26.79	PK	Vertical
3	2664.86	51.55	-8.93	42.62	68.20	25.58	PK	Vertical
4	3878.52	49.86	-7.03	42.83	68.20	25.37	PK	Vertical
5	6251.64	47.29	-2.02	45.27	68.20	22.93	PK	Vertical
6	7296.04	46.92	0.05	46.97	68.20	21.23	PK	Vertical

- Note:
- Level = Reading + Factor.
  - If Peak Result complies with AV limit, AV Result is deemed to comply with AV limit.
  - Test setup: RBW: 1 MHz, VBW: 3 MHz, Sweep time: auto.

# TR-4-E-009 Radiated Emission Test Result

**Test Date:** 2022-11-14      **Tested By:** Bairong  
**EUT:** M6a Plus Mesh Wi-Fi Router      **Model Number:** M6a Plus  
**Test Mode:** TX Mode      **Power Supply:** AC120V/60Hz  
**Condition:** Temp:23.4°C;Humi:53.8%;Press:100.2kPa      **Test Site:** DDT 3# Chamber  
**File Path:** d:\ts\2022 report data\Q22100908-2E M6A plus\FCC ABOVE 1G 5G\87  
**Memo:** 11A 5320

## Test Graph



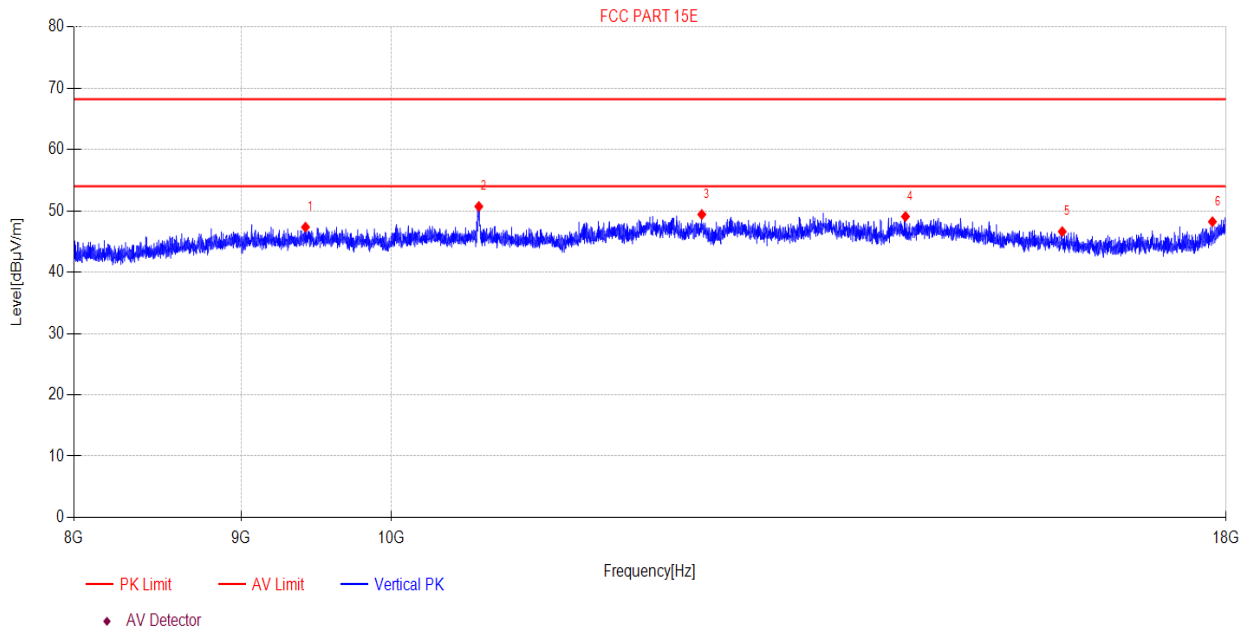
Suspected Data List								
NO.	Freq. [MHz]	Reading [dBµV]	Factor [dB]	Level [dBµV/m]	Limit [dBµV/m]	Margin [dB]	Detector	Polarity
1	9299.26	44.58	2.84	47.42	68.20	20.78	PK	Horizontal
2	10633.93	48.08	2.95	51.03	68.20	17.17	PK	Horizontal
3	11439.90	43.57	3.94	47.51	68.20	20.69	PK	Horizontal
4	12680.75	46.00	4.87	50.87	68.20	17.33	PK	Horizontal
5	14697.24	42.59	5.94	48.53	68.20	19.67	PK	Horizontal
6	17924.26	39.99	8.14	48.13	68.20	20.07	PK	Horizontal

- Note:
1. Level = Reading + Factor.
  2. If Peak Result complies with AV limit, AV Result is deemed to comply with AV limit.
  3. Test setup: RBW: 1 MHz, VBW: 3 MHz, Sweep time: auto.

# TR-4-E-009 Radiated Emission Test Result

**Test Date:** 2022-11-14      **Tested By:** Bairong  
**EUT:** M6a Plus Mesh Wi-Fi Router      **Model Number:** M6a Plus  
**Test Mode:** TX Mode      **Power Supply:** AC120V/60Hz  
**Condition:** Temp:23.4°C;Humi:53.8%;Press:100.2kPa      **Test Site:** DDT 3# Chamber  
**File Path:** d:\ts\2022 report data\Q22100908-2E M6A plus\FCC ABOVE 1G 5G\88  
**Memo:** 11A 5320

## Test Graph



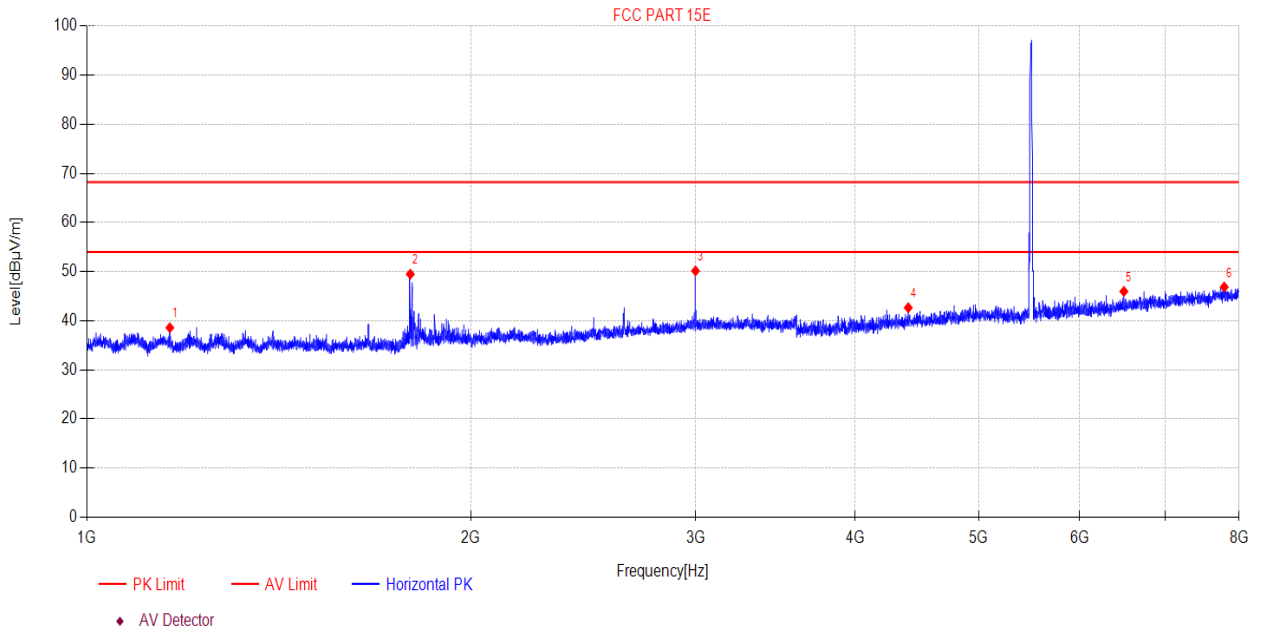
Suspected Data List								
NO.	Freq. [MHz]	Reading [dBµV]	Factor [dB]	Level [dBµV/m]	Limit [dBµV/m]	Margin [dB]	Detector	Polarity
1	9416.11	44.62	2.73	47.35	68.20	20.85	PK	Vertical
2	10638.24	47.76	2.96	50.72	68.20	17.48	PK	Vertical
3	12445.44	44.65	4.77	49.42	68.20	18.78	PK	Vertical
4	14363.82	42.95	6.13	49.08	68.20	19.12	PK	Vertical
5	16039.73	42.66	3.96	46.62	68.20	21.58	PK	Vertical
6	17828.60	40.76	7.47	48.23	68.20	19.97	PK	Vertical

- Note:
1. Level = Reading + Factor.
  2. If Peak Result complies with AV limit, AV Result is deemed to comply with AV limit.
  3. Test setup: RBW: 1 MHz, VBW: 3 MHz, Sweep time: auto.

# TR-4-E-009 Radiated Emission Test Result

**Test Date:** 2022-11-14      **Tested By:** Bairong  
**EUT:** M6a Plus Mesh Wi-Fi Router      **Model Number:** M6a Plus  
**Test Mode:** TX Mode      **Power Supply:** AC120V/60Hz  
**Condition:** Temp:23.4°C;Humi:53.8%;Press:100.2kPa      **Test Site:** DDT 3# Chamber  
**File Path:** d:\ts\2022 report data\Q22100908-2E M6A plus\FCC ABOVE 1G 5G\91  
**Memo:** 11A 5500

## Test Graph



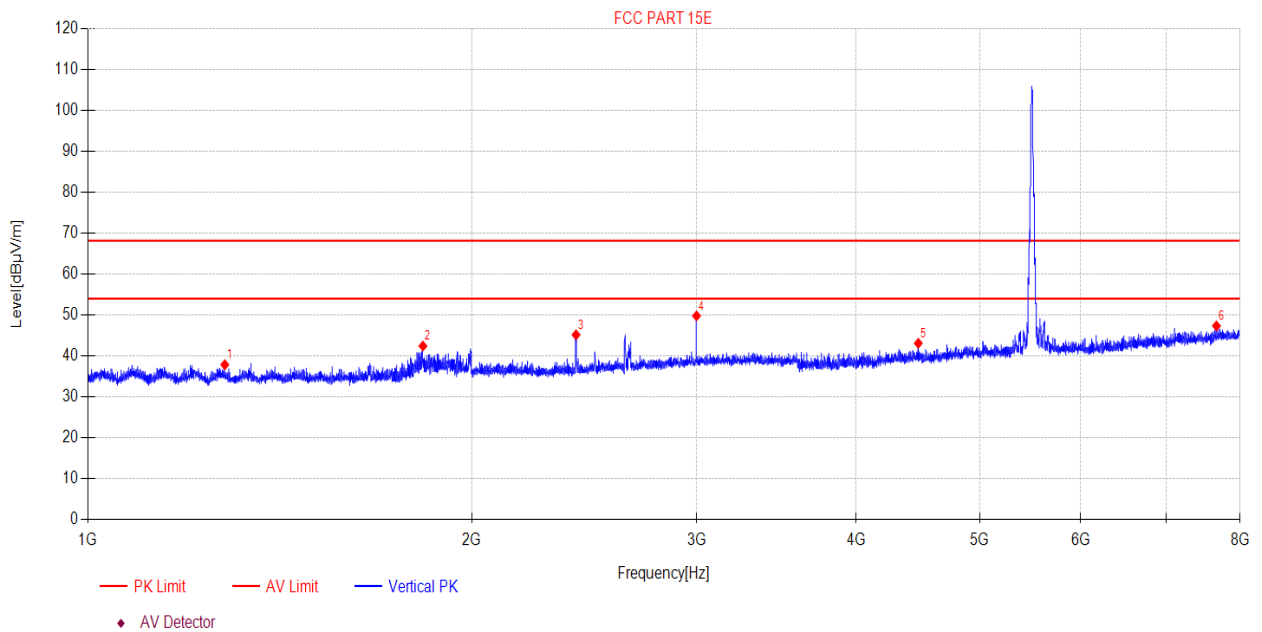
Suspected Data List								
NO.	Freq. [MHz]	Reading [dBµV]	Factor [dB]	Level [dBµV/m]	Limit [dBµV/m]	Margin [dB]	Detector	Polarity
1	1161.49	49.49	-10.90	38.59	68.20	29.61	PK	Horizontal
2	1792.55	61.06	-11.58	49.48	68.20	18.72	PK	Horizontal
3	2999.54	57.96	-7.81	50.15	68.20	18.05	PK	Horizontal
4	4403.91	48.49	-5.83	42.66	68.20	25.54	PK	Horizontal
5	6498.15	47.37	-1.40	45.97	68.20	22.23	PK	Horizontal
6	7788.28	46.45	0.42	46.87	68.20	21.33	PK	Horizontal

- Note:
1. Level = Reading + Factor.
  2. If Peak Result complies with AV limit, AV Result is deemed to comply with AV limit.
  3. Test setup: RBW: 1 MHz, VBW: 3 MHz, Sweep time: auto.

# TR-4-E-009 Radiated Emission Test Result

**Test Date:** 2022-11-14      **Tested By:** Bairong  
**EUT:** M6a Plus Mesh Wi-Fi Router      **Model Number:** M6a Plus  
**Test Mode:** TX Mode      **Power Supply:** AC120V/60Hz  
**Condition:** Temp:23.4°C;Humi:53.8%;Press:100.2kPa      **Test Site:** DDT 3# Chamber  
**File Path:** d:\ts\2022 report data\Q22100908-2E M6A plus\FCC ABOVE 1G 5G\92  
**Memo:** 11A 5500

## Test Graph



Suspected Data List								
NO.	Freq. [MHz]	Reading [dBµV]	Factor [dB]	Level [dBµV/m]	Limit [dBµV/m]	Margin [dB]	Detector	Polarity
1	1280.20	48.82	-10.97	37.85	68.20	30.35	PK	Vertical
2	1830.60	53.97	-11.54	42.43	68.20	25.77	PK	Vertical
3	2413.24	54.82	-9.66	45.16	68.20	23.04	PK	Vertical
4	2999.54	57.61	-7.81	49.80	68.20	18.40	PK	Vertical
5	4475.92	48.85	-5.75	43.10	68.20	25.10	PK	Vertical
6	7666.17	47.12	0.23	47.35	68.20	20.85	PK	Vertical

**Note:**

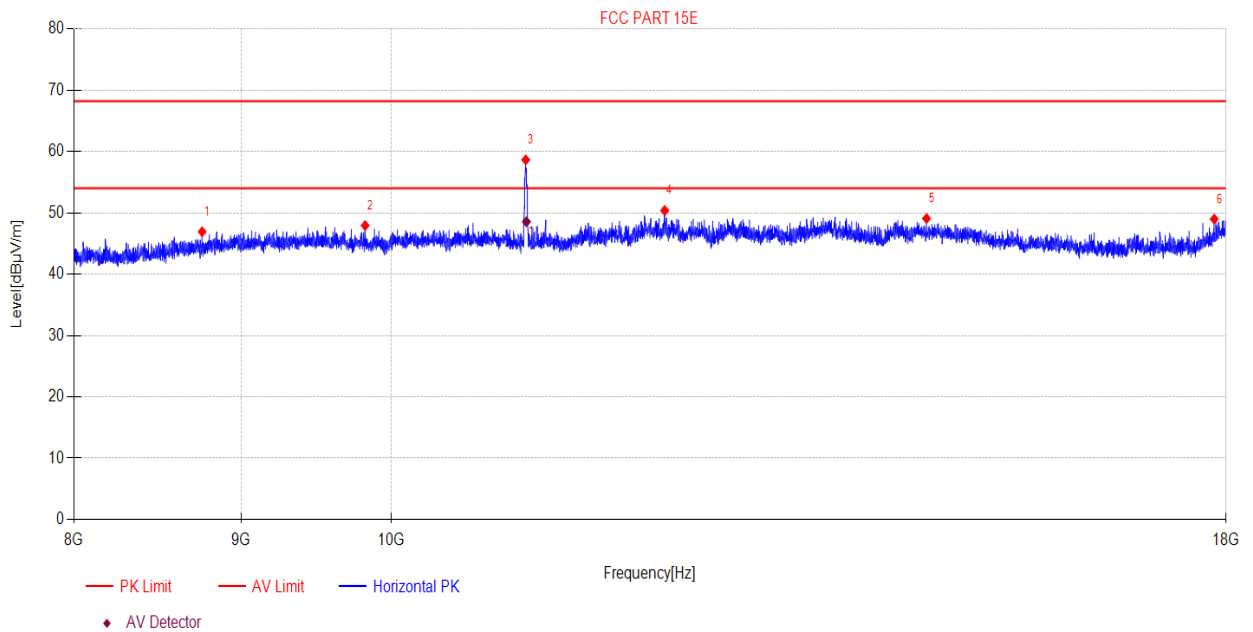
1. Level = Reading + Factor.
2. If Peak Result complies with AV limit, AV Result is deemed to comply with AV limit.
3. Test setup: RBW: 1 MHz, VBW: 3 MHz, Sweep time: auto.



# TR-4-E-009 Radiated Emission Test Result

**Test Date:** 2022-11-14      **Tested By:** Bairong  
**EUT:** M6a Plus Mesh Wi-Fi Router      **Model Number:** M6a Plus  
**Test Mode:** TX Mode      **Power Supply:** AC120V/60Hz  
**Condition:** Temp:23.4°C;Humi:53.8%;Press:100.2kPa      **Test Site:** DDT 3# Chamber  
**File Path:** d:\ts\2022 report data\Q22100908-2E M6A plus\FCC ABOVE 1G 5G\89  
**Memo:** 11A 5500

## Test Graph



Suspected Data List								
NO.	Freq. [MHz]	Reading [dBµV]	Factor [dB]	Level [dBµV/m]	Limit [dBµV/m]	Margin [dB]	Detector	Polarity
1	8755.56	44.62	2.30	46.92	68.20	21.28	PK	Horizontal
2	9820.03	45.71	2.22	47.93	68.20	20.27	PK	Horizontal
3	10995.18	55.53	3.12	58.65	68.20	9.55	PK	Horizontal
4	12124.70	45.40	4.99	50.39	68.20	17.81	PK	Horizontal
5	14578.55	43.07	6.01	49.08	68.20	19.12	PK	Horizontal
6	17850.29	41.37	7.62	48.99	68.20	19.21	PK	Horizontal

Final Data List								
NO.	Freq. [MHz]	Reading [dBµV]	Factor [dB]	Level [dBµV/m]	Limit [dBµV/m]	Margin [dB]	Detector	Polarity
1	10999.92	45.44	3.12	48.56	54.00	5.44	AV	Horizontal

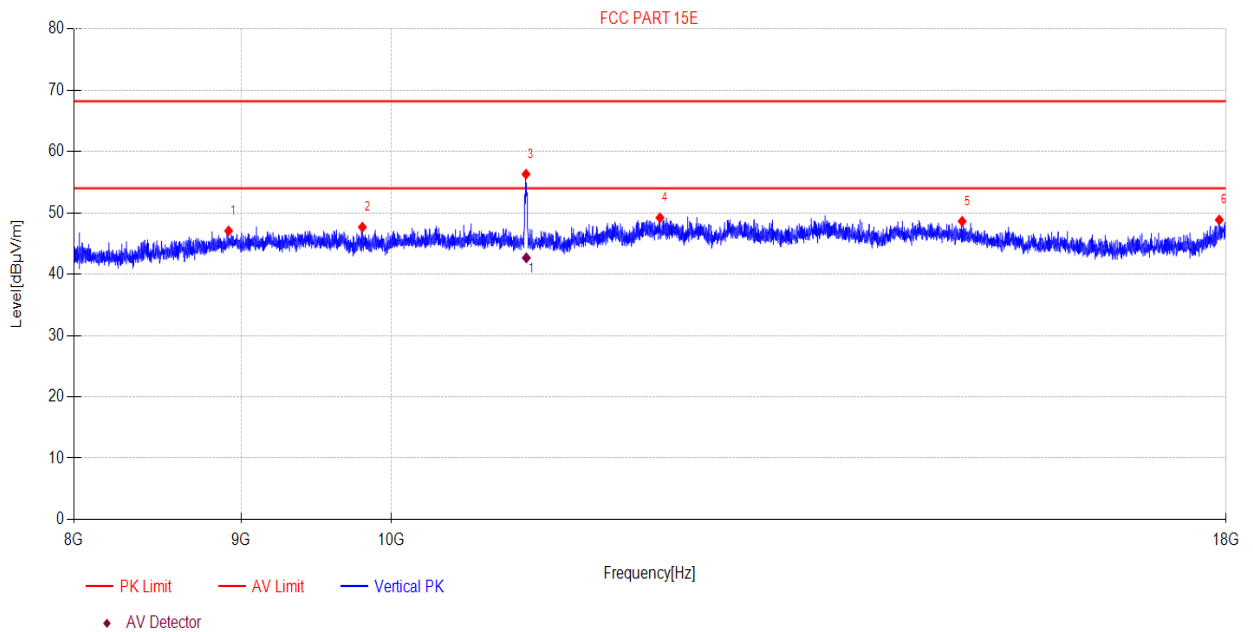
Note:

1. Level = Reading + Factor.
2. If Peak Result complies with AV limit, AV Result is deemed to comply with AV limit.
3. Test setup: RBW: 1 MHz, VBW: 3 MHz, Sweep time: auto.

# TR-4-E-009 Radiated Emission Test Result

**Test Date:** 2022-11-14      **Tested By:** Bairong  
**EUT:** M6a Plus Mesh Wi-Fi Router      **Model Number:** M6a Plus  
**Test Mode:** TX Mode      **Power Supply:** AC120V/60Hz  
**Condition:** Temp:23.4°C;Humi:53.8%;Press:100.2kPa      **Test Site:** DDT 3# Chamber  
**File Path:** d:\ts\2022 report data\Q22100908-2E M6A plus\FCC ABOVE 1G 5G\90  
**Memo:** 11A 5500

## Test Graph



Suspected Data List								
NO.	Freq. [MHz]	Reading [dBµV]	Factor [dB]	Level [dBµV/m]	Limit [dBµV/m]	Margin [dB]	Detector	Polarity
1	8920.38	44.31	2.75	47.06	68.20	21.14	PK	Vertical
2	9800.94	45.43	2.24	47.67	68.20	20.53	PK	Vertical
3	10996.96	53.20	3.12	56.32	68.20	11.88	PK	Vertical
4	12084.46	44.22	4.99	49.21	68.20	18.99	PK	Vertical
5	14948.43	42.95	5.67	48.62	68.20	19.58	PK	Vertical
6	17914.09	40.79	8.07	48.86	68.20	19.34	PK	Vertical

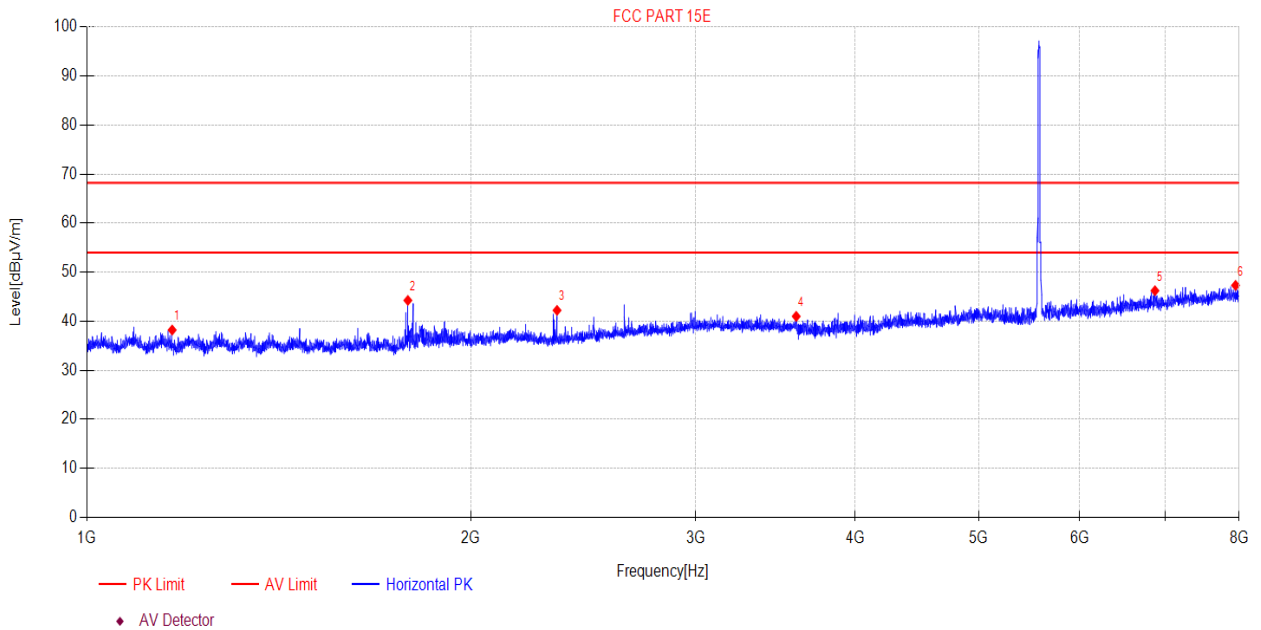
Final Data List								
NO.	Freq. [MHz]	Reading [dBµV]	Factor [dB]	Level [dBµV/m]	Limit [dBµV/m]	Margin [dB]	Detector	Polarity
1	10999.65	39.55	3.12	42.67	54.00	11.33	AV	Vertical

- Note:
1. Level = Reading + Factor.
  2. If Peak Result complies with AV limit, AV Result is deemed to comply with AV limit.
  3. Test setup: RBW: 1 MHz, VBW: 3 MHz, Sweep time: auto.

# TR-4-E-009 Radiated Emission Test Result

**Test Date:** 2022-11-14      **Tested By:** Bairong  
**EUT:** M6a Plus Mesh Wi-Fi Router      **Model Number:** M6a Plus  
**Test Mode:** TX Mode      **Power Supply:** AC120V/60Hz  
**Condition:** Temp:23.4°C;Humi:53.8%;Press:100.2kPa      **Test Site:** DDT 3# Chamber  
**File Path:** d:\ts\2022 report data\Q22100908-2E M6A plus\FCC ABOVE 1G 5G\93  
**Memo:** 11A 5580

## Test Graph



Suspected Data List								
NO.	Freq. [MHz]	Reading [dBµV]	Factor [dB]	Level [dBµV/m]	Limit [dBµV/m]	Margin [dB]	Detector	Polarity
1	1166.33	49.12	-10.91	38.21	68.20	29.99	PK	Horizontal
2	1784.74	55.84	-11.59	44.25	68.20	23.95	PK	Horizontal
3	2336.22	52.05	-9.83	42.22	68.20	25.98	PK	Horizontal
4	3597.30	48.68	-7.68	41.00	68.20	27.20	PK	Horizontal
5	6873.39	46.85	-0.62	46.23	68.20	21.97	PK	Horizontal
6	7950.25	46.61	0.70	47.31	68.20	20.89	PK	Horizontal

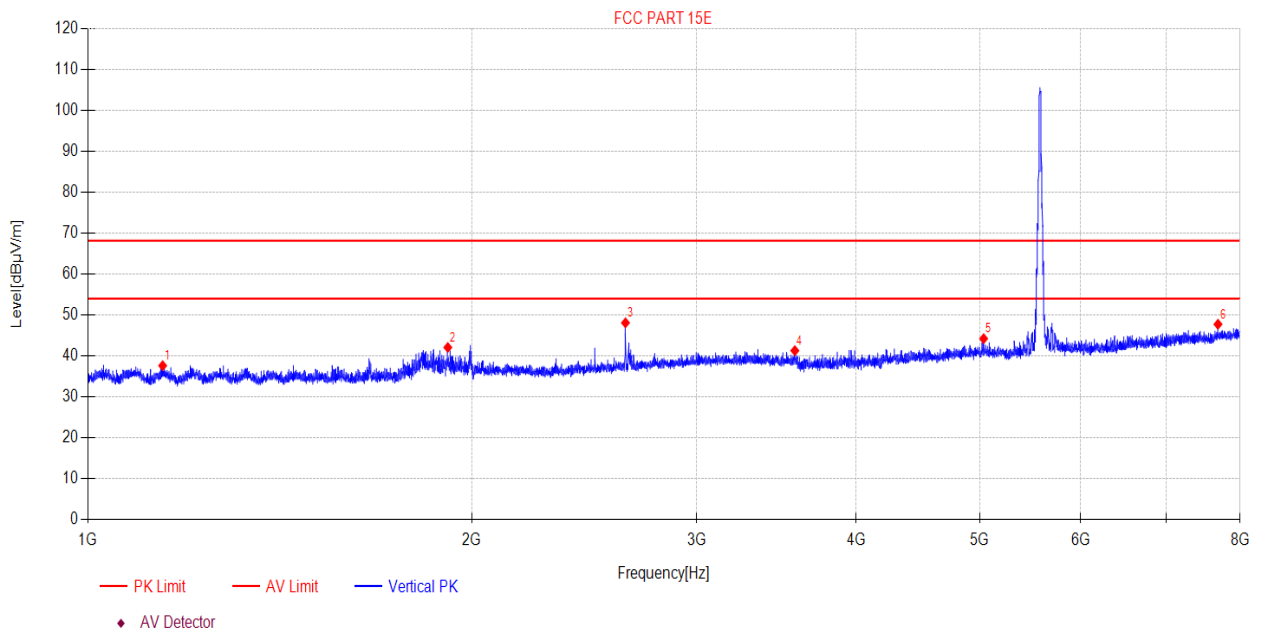
**Note:**

1. Level = Reading + Factor.
2. If Peak Result complies with AV limit, AV Result is deemed to comply with AV limit.
3. Test setup: RBW: 1 MHz, VBW: 3 MHz, Sweep time: auto.

# TR-4-E-009 Radiated Emission Test Result

**Test Date:** 2022-11-14      **Tested By:** Bairong  
**EUT:** M6a Plus Mesh Wi-Fi Router      **Model Number:** M6a Plus  
**Test Mode:** TX Mode      **Power Supply:** AC120V/60Hz  
**Condition:** Temp:23.4°C;Humi:53.8%;Press:100.2kPa      **Test Site:** DDT 3# Chamber  
**File Path:** d:\ts\2022 report data\Q22100908-2E M6A plus\FCC ABOVE 1G 5G\94  
**Memo:** 11A 5580

## Test Graph



Suspected Data List								
NO.	Freq. [MHz]	Reading [dBµV]	Factor [dB]	Level [dBµV/m]	Limit [dBµV/m]	Margin [dB]	Detector	Polarity
1	1144.47	48.52	-10.89	37.63	68.20	30.57	PK	Vertical
2	1914.68	53.27	-11.19	42.08	68.20	26.12	PK	Vertical
3	2638.39	57.08	-8.98	48.10	68.20	20.10	PK	Vertical
4	3581.63	49.00	-7.70	41.30	68.20	26.90	PK	Vertical
5	5035.96	48.35	-4.12	44.23	68.20	23.97	PK	Vertical
6	7686.92	47.48	0.27	47.75	68.20	20.45	PK	Vertical

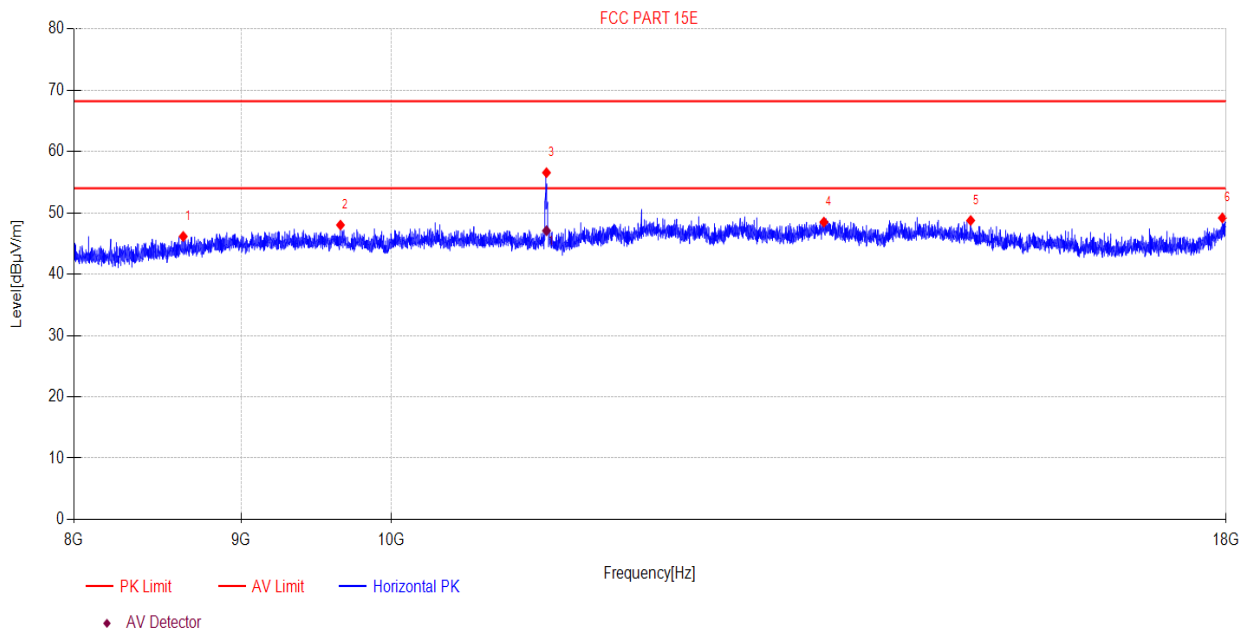
**Note:**

1. Level = Reading + Factor.
2. If Peak Result complies with AV limit, AV Result is deemed to comply with AV limit.
3. Test setup: RBW: 1 MHz, VBW: 3 MHz, Sweep time: auto.

# TR-4-E-009 Radiated Emission Test Result

**Test Date:** 2022-11-14      **Tested By:** Bairong  
**EUT:** M6a Plus Mesh Wi-Fi Router      **Model Number:** M6a Plus  
**Test Mode:** TX Mode      **Power Supply:** AC120V/60Hz  
**Condition:** Temp:23.4°C;Humi:53.8%;Press:100.2kPa      **Test Site:** DDT 3# Chamber  
**File Path:** d:\ts\2022 report data\Q22100908-2E M6A plus\FCC ABOVE 1G 5G\95  
**Memo:** 11A 5580

## Test Graph



Suspected Data List								
NO.	Freq. [MHz]	Reading [dBµV]	Factor [dB]	Level [dBµV/m]	Limit [dBµV/m]	Margin [dB]	Detector	Polarity
1	8639.90	44.29	1.87	46.16	68.20	22.04	PK	Horizontal
2	9651.10	45.61	2.40	48.01	68.20	20.19	PK	Horizontal
3	11156.83	53.13	3.43	56.56	68.20	11.64	PK	Horizontal
4	13562.44	42.81	5.69	48.50	68.20	19.70	PK	Horizontal
5	15038.39	43.26	5.50	48.76	68.20	19.44	PK	Horizontal
6	17953.36	40.87	8.31	49.18	68.20	19.02	PK	Horizontal

Final Data List								
NO.	Freq. [MHz]	Reading [dBµV]	Factor [dB]	Level [dBµV/m]	Limit [dBµV/m]	Margin [dB]	Detector	Polarity
1	11156.83	43.65	3.43	47.08	54.00	6.92	AV	Horizontal

Note:

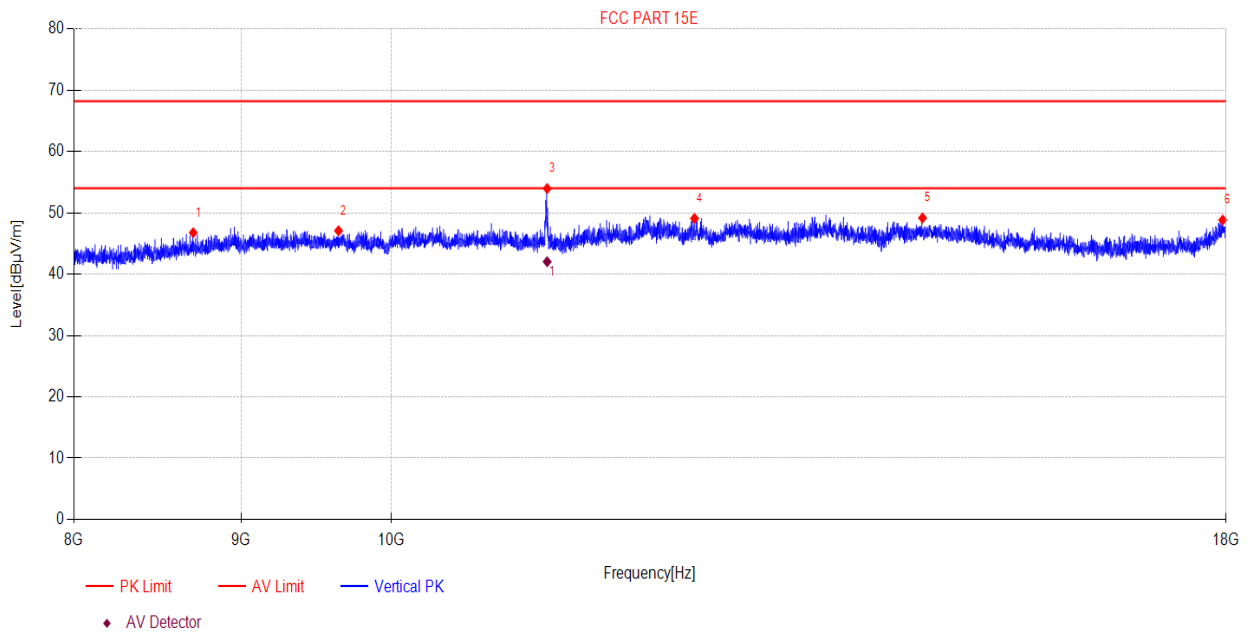
1. Level = Reading + Factor.
2. If Peak Result complies with AV limit, AV Result is deemed to comply with AV limit.
3. Test setup: RBW: 1 MHz, VBW: 3 MHz, Sweep time: auto.



# TR-4-E-009 Radiated Emission Test Result

**Test Date:** 2022-11-14      **Tested By:** Bairong  
**EUT:** M6a Plus Mesh Wi-Fi Router      **Model Number:** M6a Plus  
**Test Mode:** TX Mode      **Power Supply:** AC120V/60Hz  
**Condition:** Temp:23.4°C;Humi:53.8%;Press:100.2kPa      **Test Site:** DDT 3# Chamber  
**File Path:** d:\ts\2022 report data\Q22100908-2E M6A plus\FCC ABOVE 1G 5G\96  
**Memo:** 11A 5580

## Test Graph



Suspected Data List								
NO.	Freq. [MHz]	Reading [dBµV]	Factor [dB]	Level [dBµV/m]	Limit [dBµV/m]	Margin [dB]	Detector	Polarity
1	8701.07	44.67	2.10	46.77	68.20	21.43	PK	Vertical
2	9637.81	44.66	2.43	47.09	68.20	21.11	PK	Vertical
3	11162.26	50.53	3.44	53.97	68.20	14.23	PK	Vertical
4	12382.03	44.28	4.82	49.10	68.20	19.10	PK	Vertical
5	14537.23	43.14	6.03	49.17	68.20	19.03	PK	Vertical
6	17957.72	40.49	8.34	48.83	68.20	19.37	PK	Vertical

Final Data List								
NO.	Freq. [MHz]	Reading [dBµV]	Factor [dB]	Level [dBµV/m]	Limit [dBµV/m]	Margin [dB]	Detector	Polarity
1	11162.26	38.59	3.44	42.03	54.00	11.97	AV	Vertical

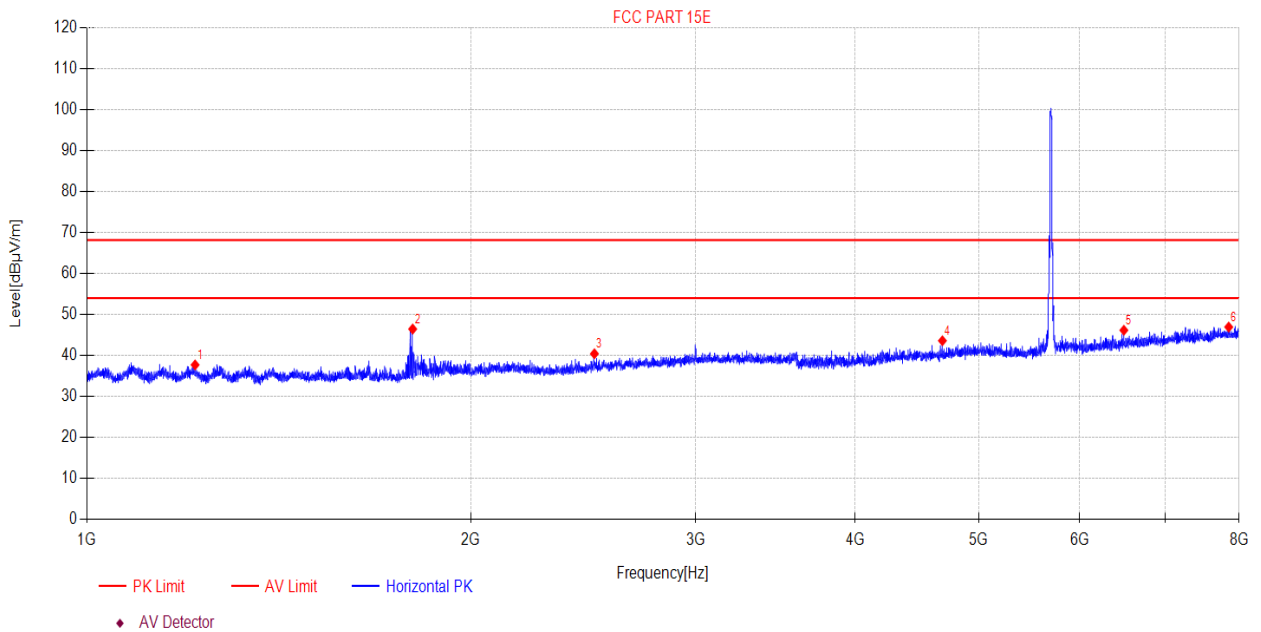
Note:

1. Level = Reading + Factor.
2. If Peak Result complies with AV limit, AV Result is deemed to comply with AV limit.
3. Test setup: RBW: 1 MHz, VBW: 3 MHz, Sweep time: auto.

# TR-4-E-009 Radiated Emission Test Result

**Test Date:** 2022-11-14      **Tested By:** Bairong  
**EUT:** M6a Plus Mesh Wi-Fi Router      **Model Number:** M6a Plus  
**Test Mode:** TX Mode      **Power Supply:** AC120V/60Hz  
**Condition:** Temp:23.4°C;Humi:53.8%;Press:100.2kPa      **Test Site:** DDT 3# Chamber  
**File Path:** d:\ts\2022 report data\Q22100908-2E M6A plus\FCC ABOVE 1G 5G\99  
**Memo:** 11A 5700

## Test Graph



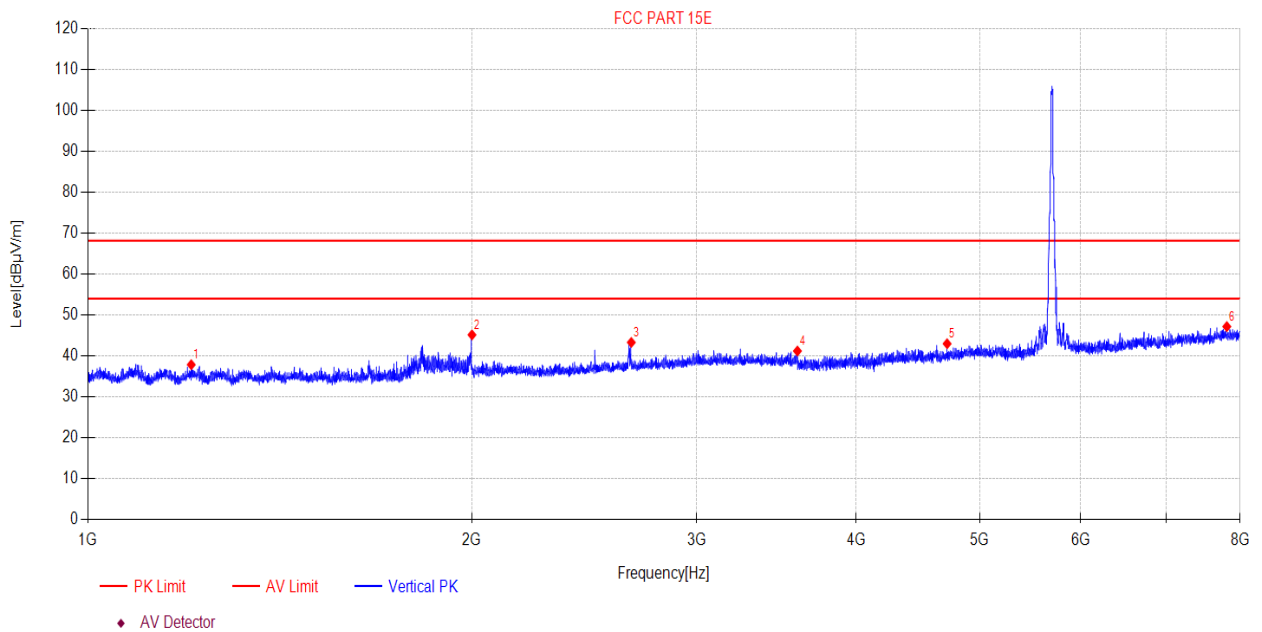
Suspected Data List								
NO.	Freq. [MHz]	Reading [dBµV]	Factor [dB]	Level [dBµV/m]	Limit [dBµV/m]	Margin [dB]	Detector	Polarity
1	1215.60	48.63	-10.92	37.71	68.20	30.49	PK	Horizontal
2	1800.40	58.04	-11.58	46.46	68.20	21.74	PK	Horizontal
3	2499.03	49.81	-9.39	40.42	68.20	27.78	PK	Horizontal
4	4683.47	48.86	-5.26	43.60	68.20	24.60	PK	Horizontal
5	6498.15	47.58	-1.40	46.18	68.20	22.02	PK	Horizontal
6	7851.69	46.39	0.56	46.95	68.20	21.25	PK	Horizontal

- Note:
1. Level = Reading + Factor.
  2. If Peak Result complies with AV limit, AV Result is deemed to comply with AV limit.
  3. Test setup: RBW: 1 MHz, VBW: 3 MHz, Sweep time: auto.

# TR-4-E-009 Radiated Emission Test Result

**Test Date:** 2022-11-14      **Tested By:** Bairong  
**EUT:** M6a Plus Mesh Wi-Fi Router      **Model Number:** M6a Plus  
**Test Mode:** TX Mode      **Power Supply:** AC120V/60Hz  
**Condition:** Temp:23.4°C;Humi:53.8%;Press:100.2kPa      **Test Site:** DDT 3# Chamber  
**File Path:** d:\ts\2022 report data\Q22100908-2E M6A plus\FCC ABOVE 1G 5G\100  
**Memo:** 11A 5700

## Test Graph



Suspected Data List								
NO.	Freq. [MHz]	Reading [dBµV]	Factor [dB]	Level [dBµV/m]	Limit [dBµV/m]	Margin [dB]	Detector	Polarity
1	1205.03	48.79	-10.93	37.86	68.20	30.34	PK	Vertical
2	2000.14	55.81	-10.65	45.16	68.20	23.04	PK	Vertical
3	2666.52	52.24	-8.93	43.31	68.20	24.89	PK	Vertical
4	3598.80	48.87	-7.67	41.20	68.20	27.00	PK	Vertical
5	4714.73	48.12	-5.13	42.99	68.20	25.21	PK	Vertical
6	7810.98	46.71	0.47	47.18	68.20	21.02	PK	Vertical

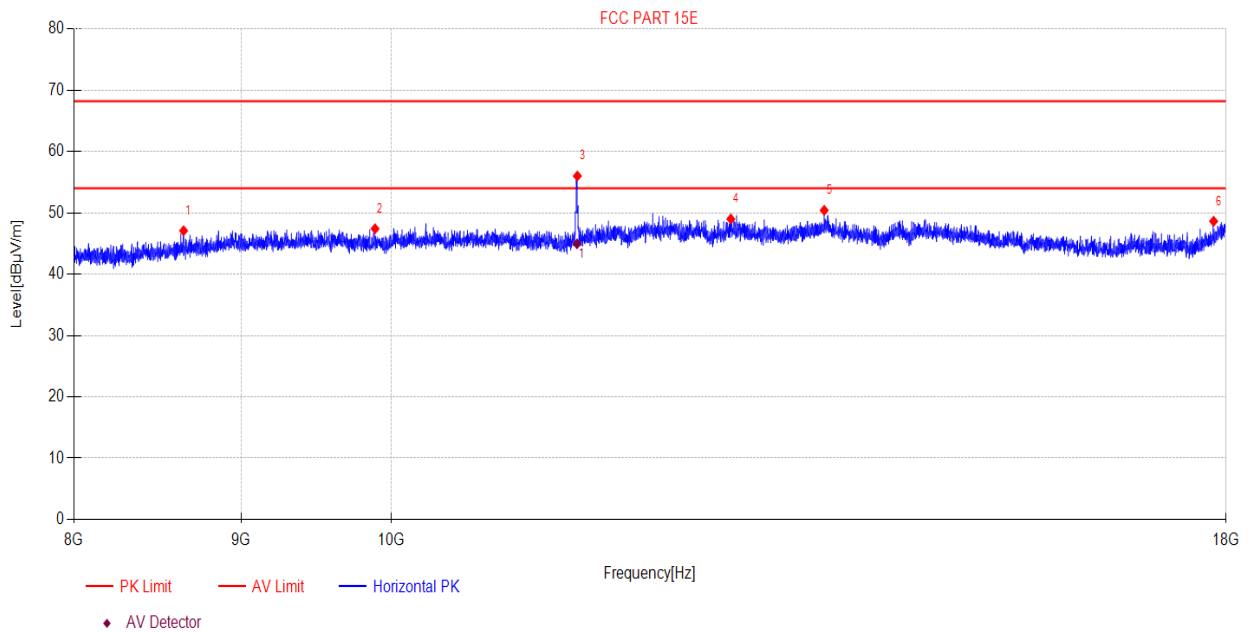
**Note:**

1. Level = Reading + Factor.
2. If Peak Result complies with AV limit, AV Result is deemed to comply with AV limit.
3. Test setup: RBW: 1 MHz, VBW: 3 MHz, Sweep time: auto.

# TR-4-E-009 Radiated Emission Test Result

**Test Date:** 2022-11-14      **Tested By:** Bairong  
**EUT:** M6a Plus Mesh Wi-Fi Router      **Model Number:** M6a Plus  
**Test Mode:** TX Mode      **Power Supply:** AC120V/60Hz  
**Condition:** Temp:23.4°C;Humi:53.8%;Press:100.2kPa      **Test Site:** DDT 3# Chamber  
**File Path:** d:\ts\2022 report data\Q22100908-2E M6A plus\FCC ABOVE 1G 5G\97  
**Memo:** 11A 5700

## Test Graph



Suspected Data List								
NO.	Freq. [MHz]	Reading [dBµV]	Factor [dB]	Level [dBµV/m]	Limit [dBµV/m]	Margin [dB]	Detector	Polarity
1	8642.00	45.21	1.88	47.09	68.20	21.11	PK	Horizontal
2	9888.75	45.26	2.15	47.41	68.20	20.79	PK	Horizontal
3	11401.93	52.11	3.91	56.02	68.20	12.18	PK	Horizontal
4	12702.36	44.10	4.90	49.00	68.20	19.20	PK	Horizontal
5	13565.74	44.73	5.69	50.42	68.20	17.78	PK	Horizontal
6	17843.06	41.06	7.57	48.63	68.20	19.57	PK	Horizontal

Final Data List								
NO.	Freq. [MHz]	Reading [dBµV]	Factor [dB]	Level [dBµV/m]	Limit [dBµV/m]	Margin [dB]	Detector	Polarity
1	11398.98	41.05	3.91	44.96	54.00	9.04	AV	Horizontal

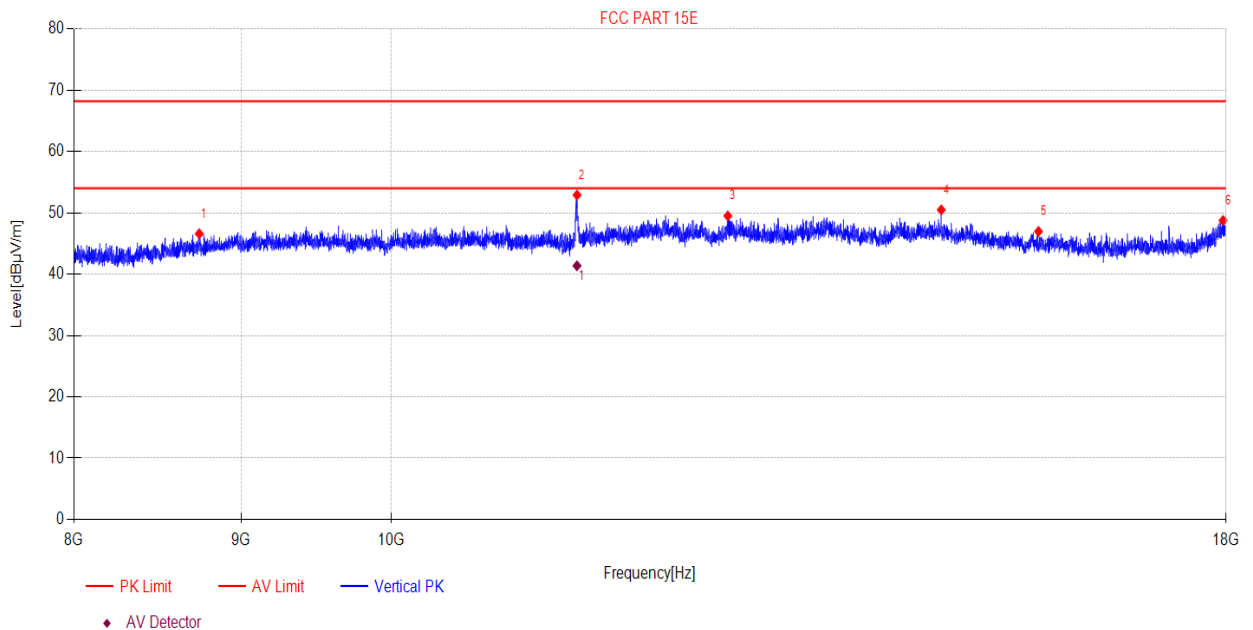
Note:

1. Level = Reading + Factor.
2. If Peak Result complies with AV limit, AV Result is deemed to comply with AV limit.
3. Test setup: RBW: 1 MHz, VBW: 3 MHz, Sweep time: auto.

# TR-4-E-009 Radiated Emission Test Result

**Test Date:** 2022-11-14      **Tested By:** Bairong  
**EUT:** M6a Plus Mesh Wi-Fi Router      **Model Number:** M6a Plus  
**Test Mode:** TX Mode      **Power Supply:** AC120V/60Hz  
**Condition:** Temp:23.4°C;Humi:53.8%;Press:100.2kPa      **Test Site:** DDT 3# Chamber  
**File Path:** d:\ts\2022 report data\Q22100908-2E M6A plus\FCC ABOVE 1G 5G\98  
**Memo:** 11A 5700

## Test Graph



Suspected Data List								
NO.	Freq. [MHz]	Reading [dBµV]	Factor [dB]	Level [dBµV/m]	Limit [dBµV/m]	Margin [dB]	Detector	Polarity
1	8737.83	44.35	2.25	46.60	68.20	21.60	PK	Vertical
2	11399.16	49.01	3.91	52.92	68.20	15.28	PK	Vertical
3	12675.61	44.65	4.86	49.51	68.20	18.69	PK	Vertical
4	14730.64	44.57	5.93	50.50	68.20	17.70	PK	Vertical
5	15774.04	42.61	4.36	46.97	68.20	21.23	PK	Vertical
6	17962.09	40.40	8.36	48.76	68.20	19.44	PK	Vertical

Final Data List								
NO.	Freq. [MHz]	Reading [dBµV]	Factor [dB]	Level [dBµV/m]	Limit [dBµV/m]	Margin [dB]	Detector	Polarity
1	11399.16	37.46	3.91	41.37	54.00	12.63	AV	Vertical

Note:

1. Level = Reading + Factor.
2. If Peak Result complies with AV limit, AV Result is deemed to comply with AV limit.
3. Test setup: RBW: 1 MHz, VBW: 3 MHz, Sweep time: auto.