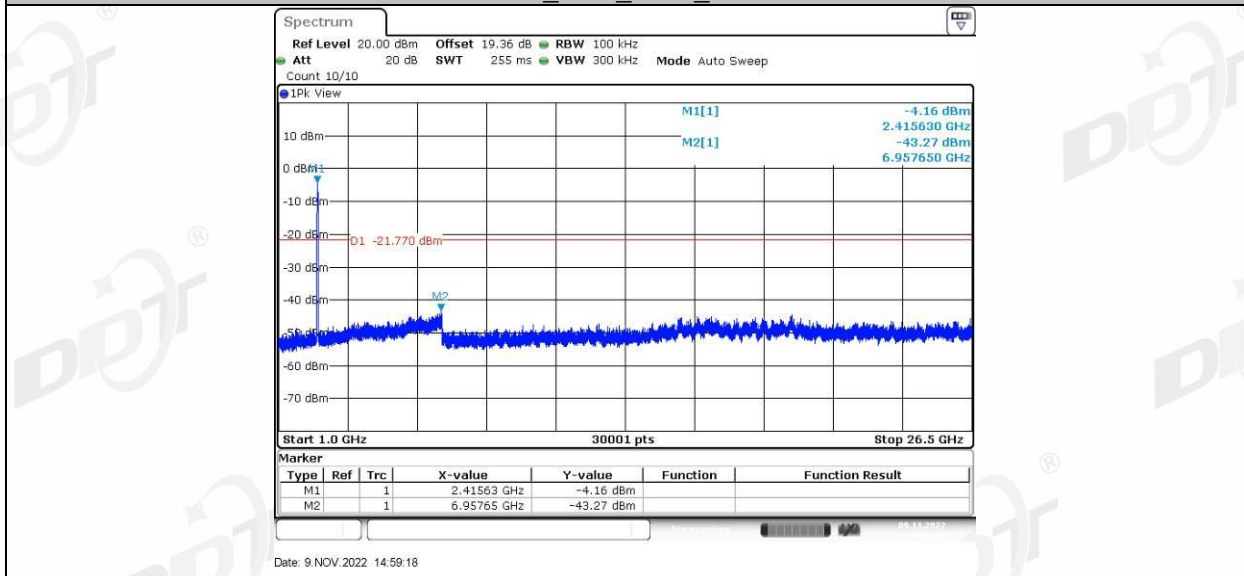
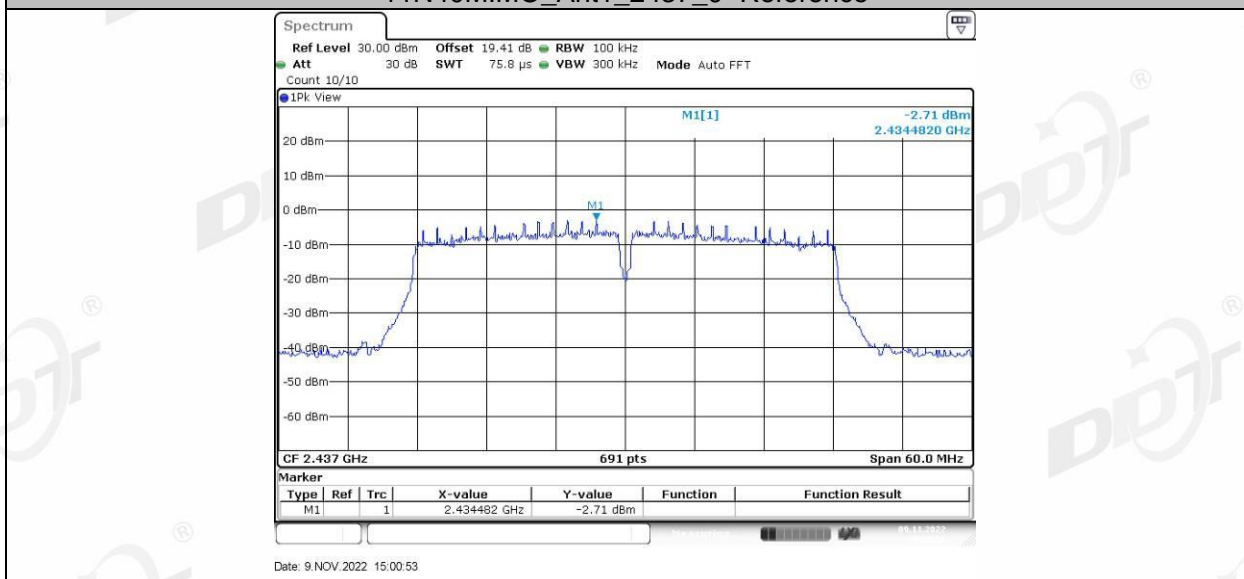


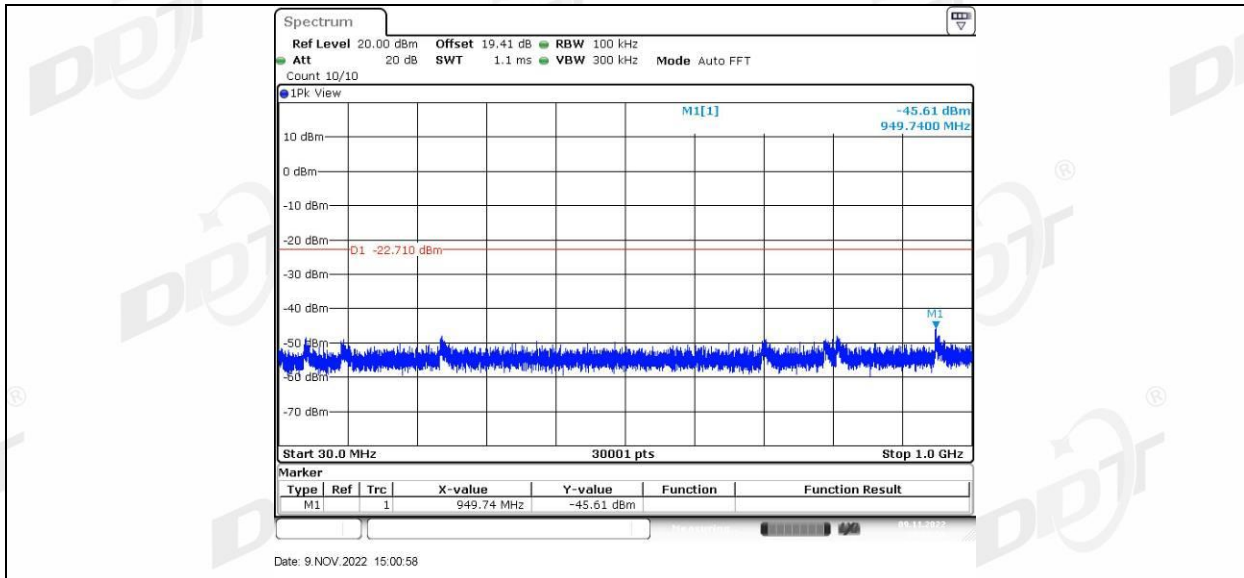
11N40MIMO_Ant2_2422_1000~26500



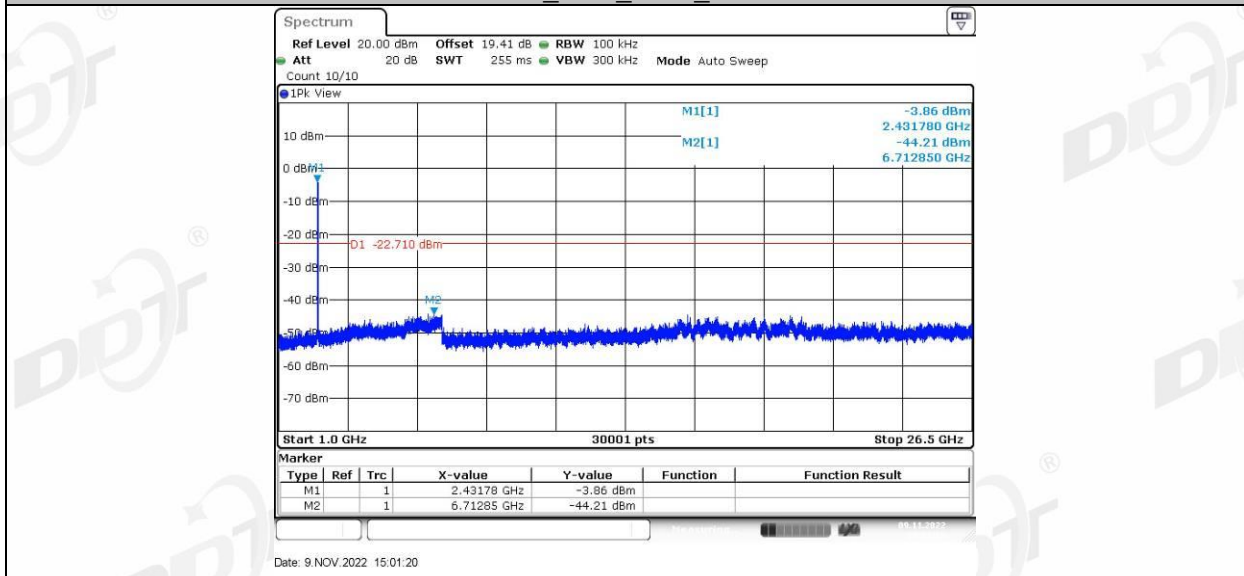
11N40MIMO_Ant1_2437_0~Reference



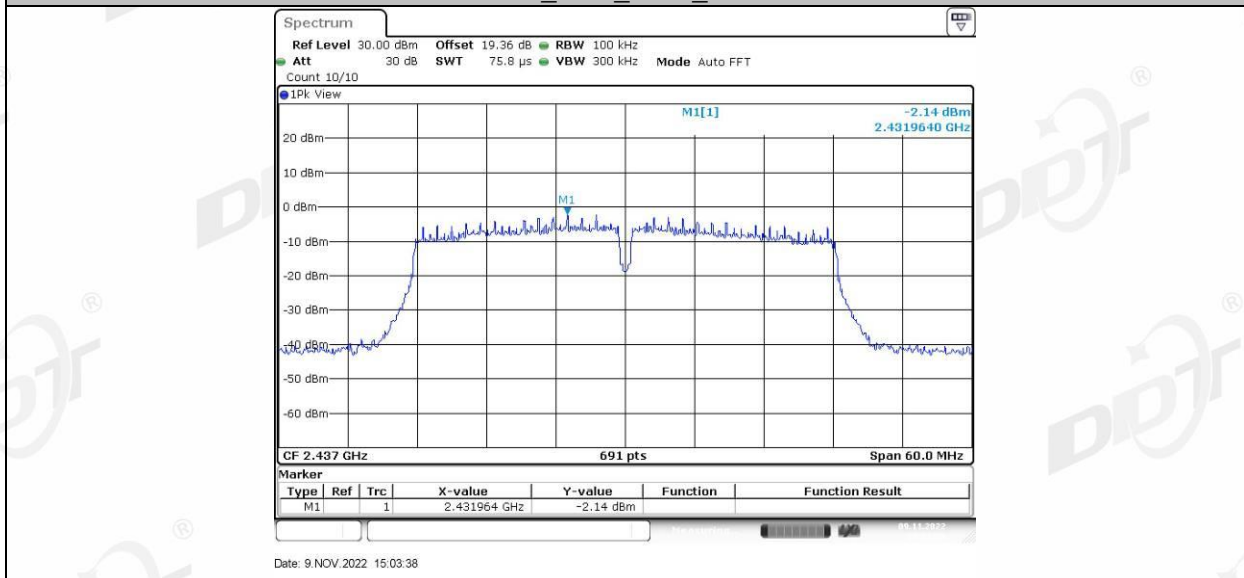
11N40MIMO_Ant1_2437_30~1000



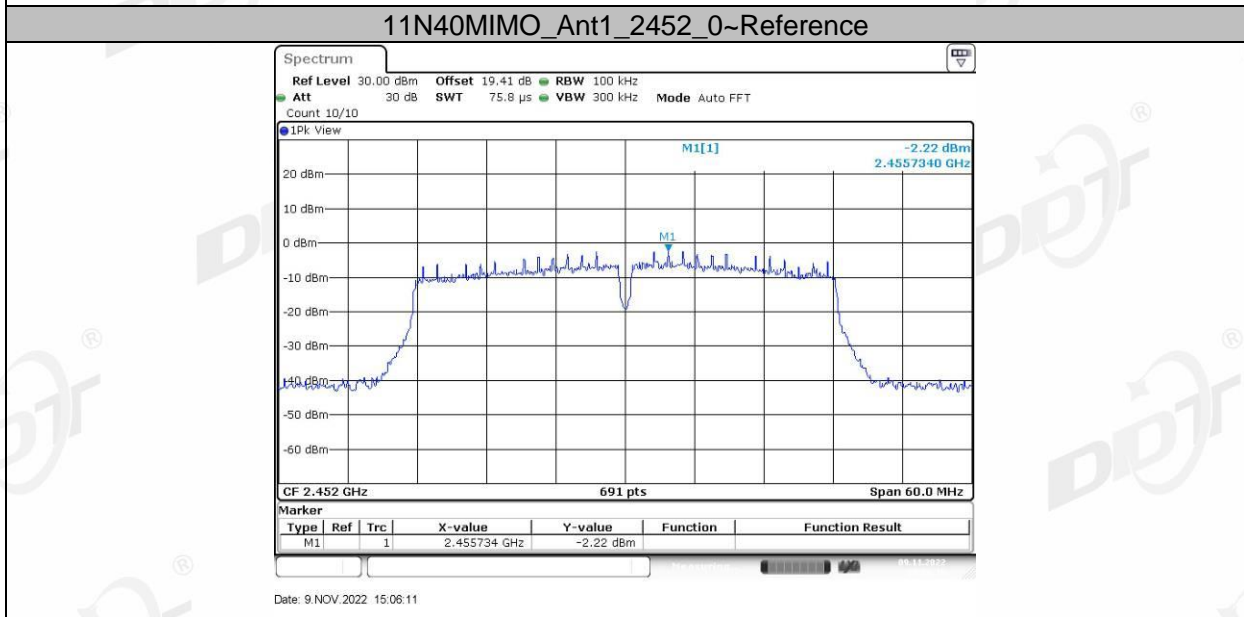
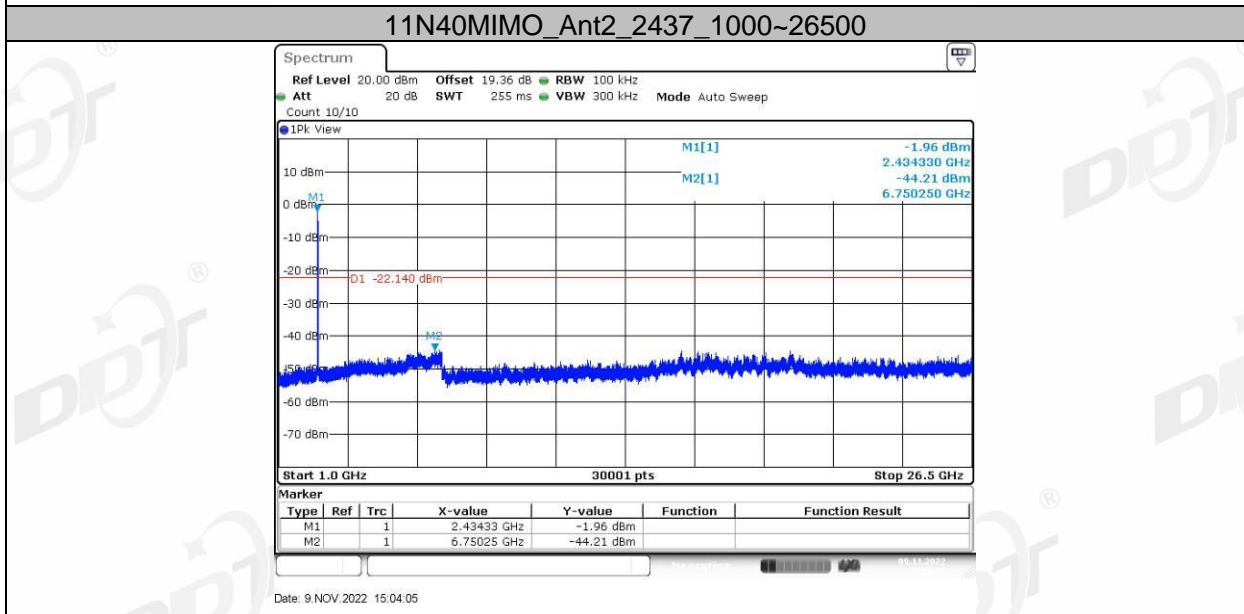
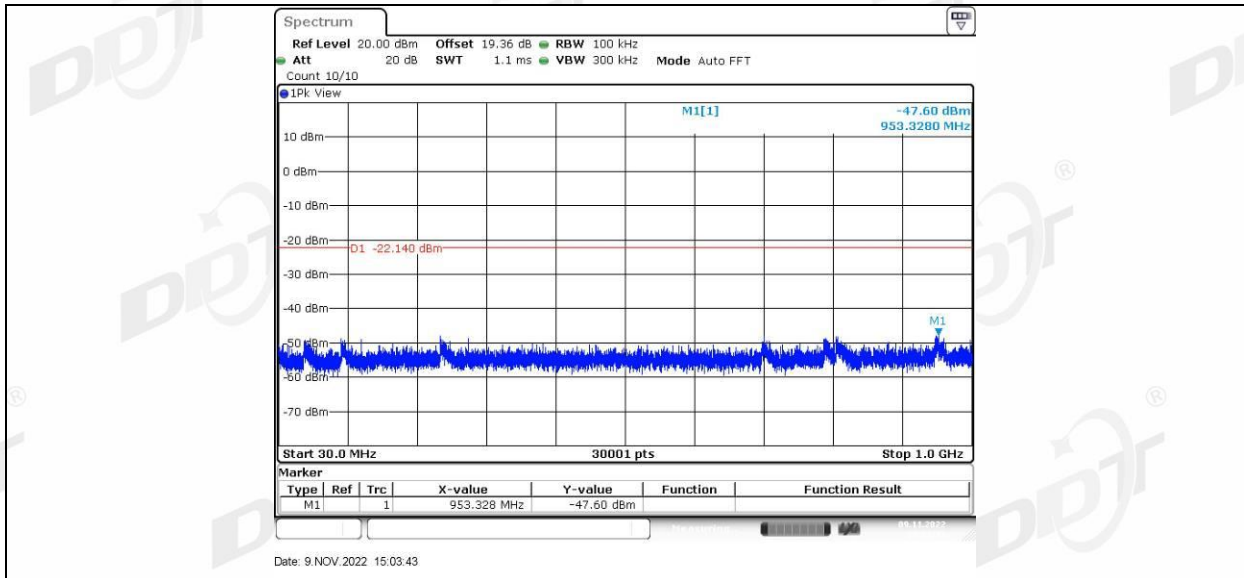
11N40MIMO_Ant1_2437_1000~26500

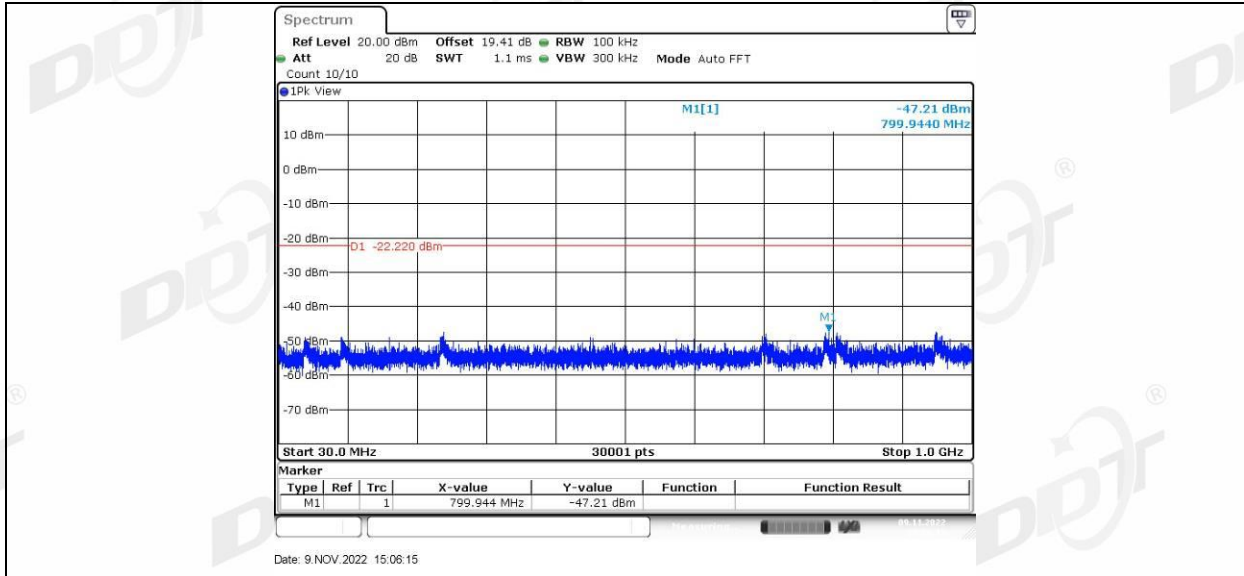


11N40MIMO_Ant2_2437_0~Reference

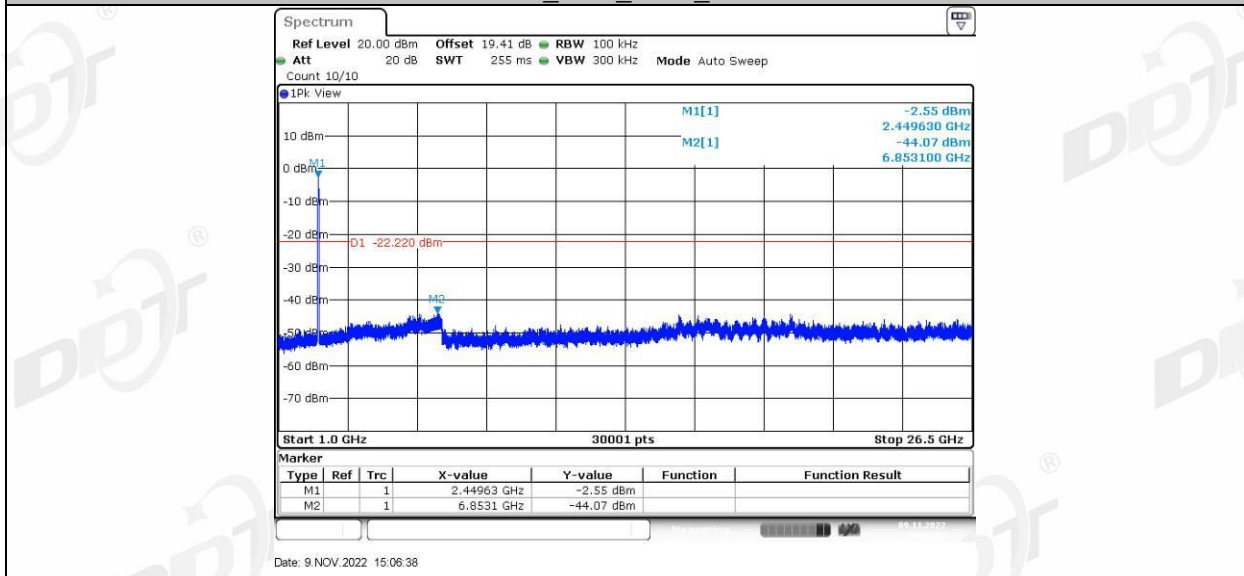


11N40MIMO_Ant2_2437_30~1000

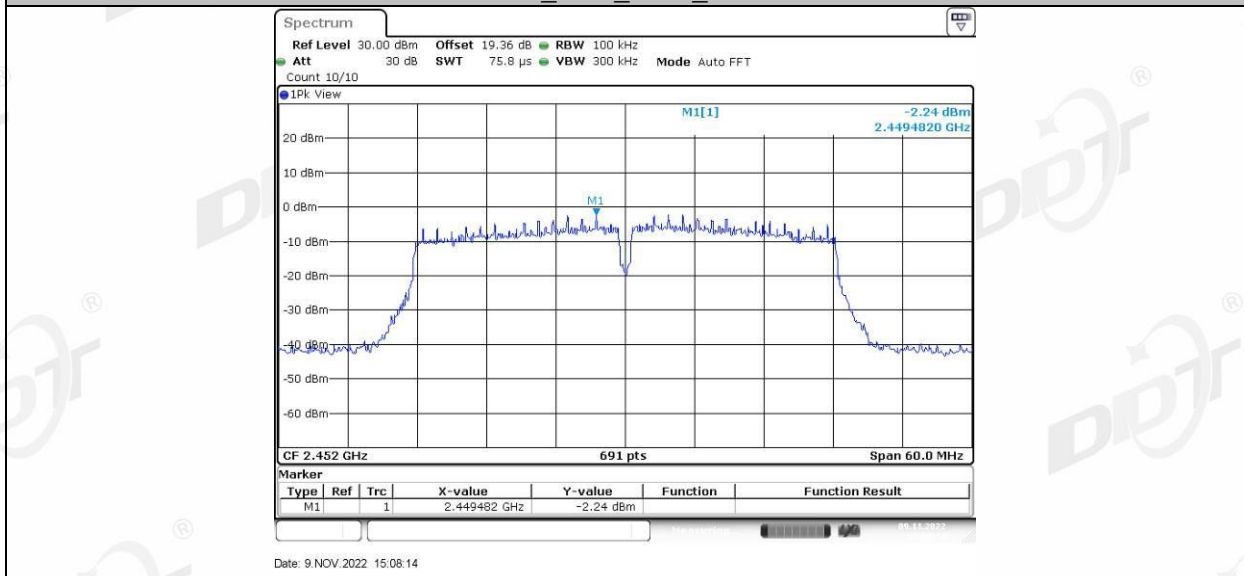




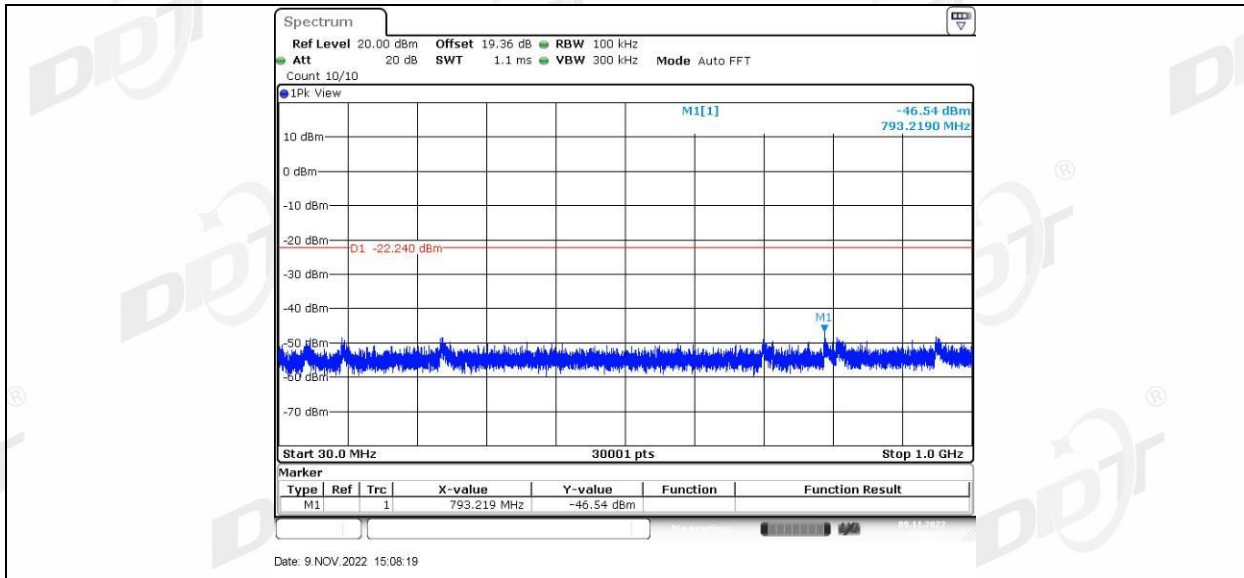
11N40MIMO_Ant1_2452_1000~26500



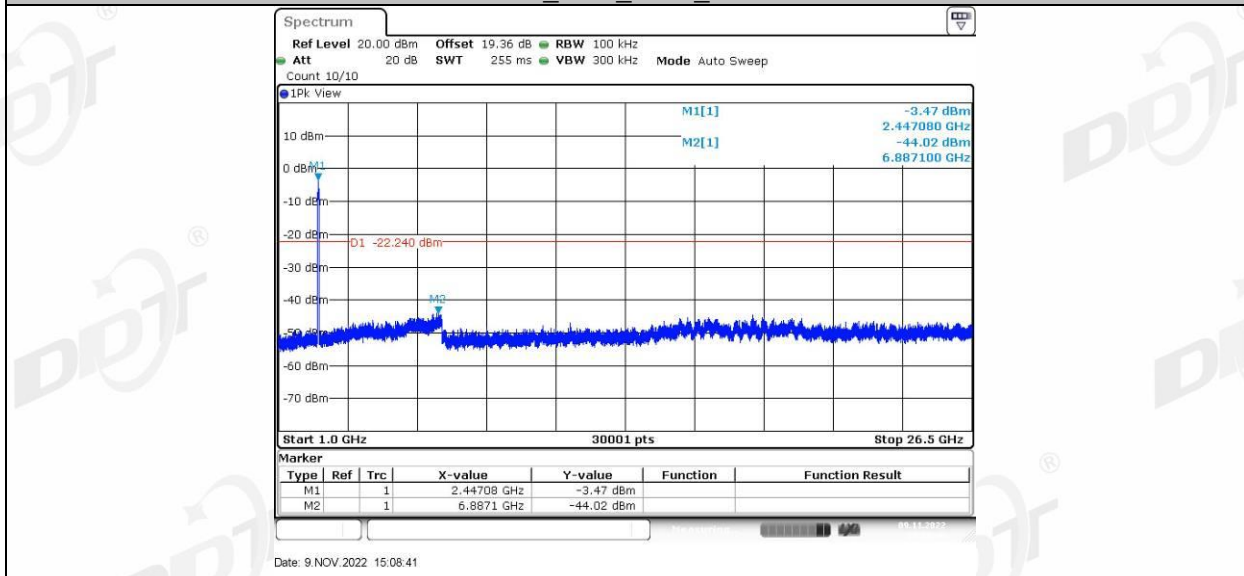
11N40MIMO_Ant2_2452_0~Reference



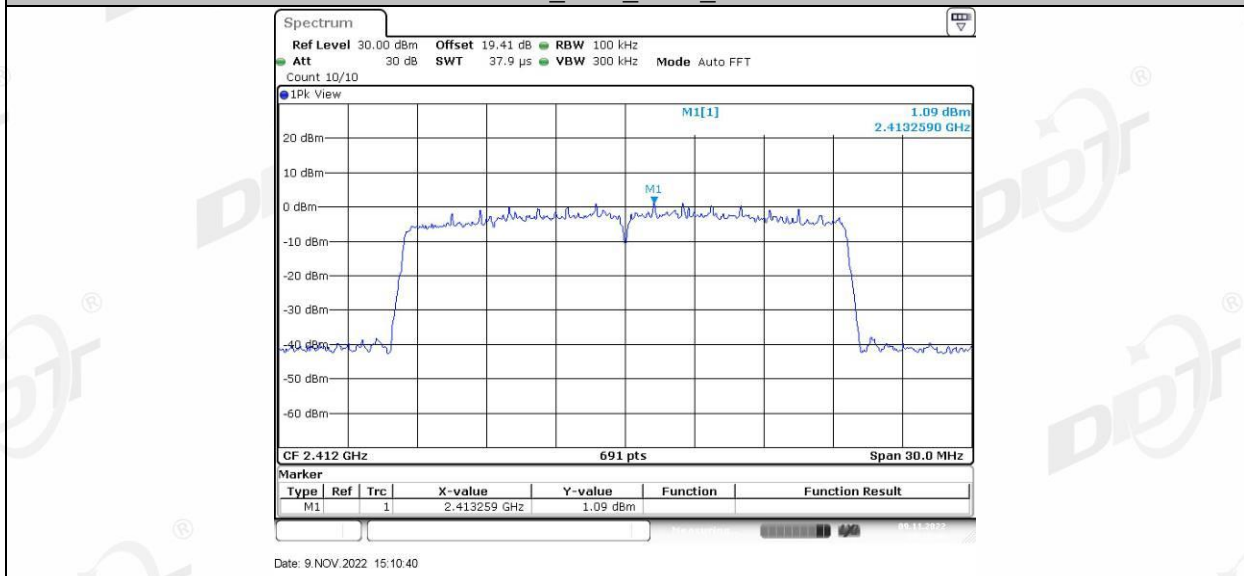
11N40MIMO_Ant2_2452_30~1000



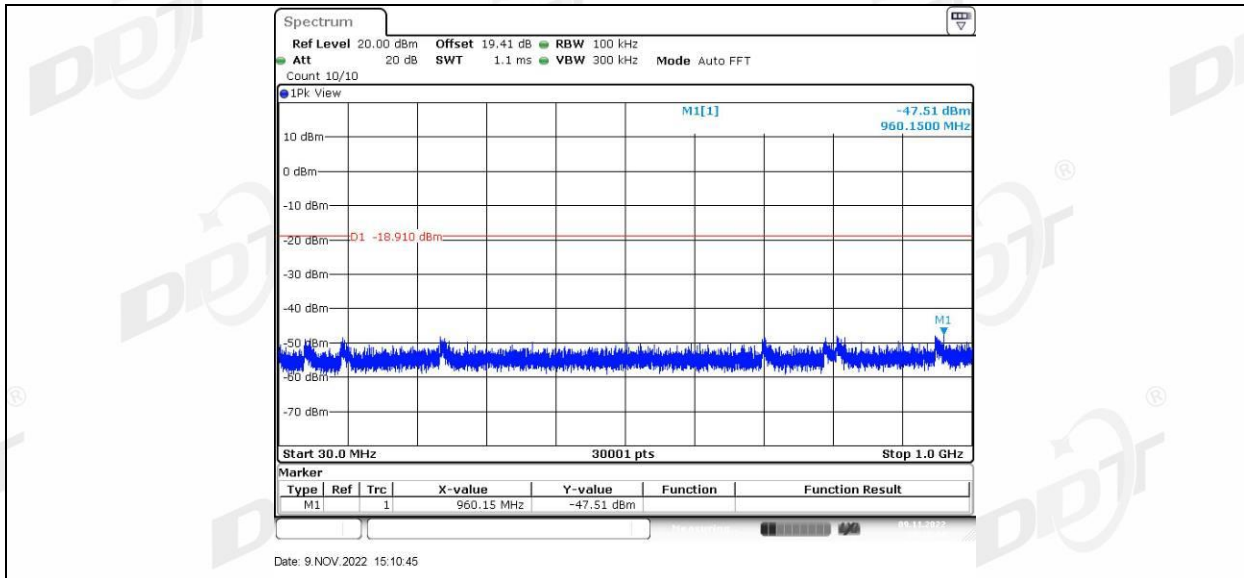
11N40MIMO_Ant2_2452_1000~26500



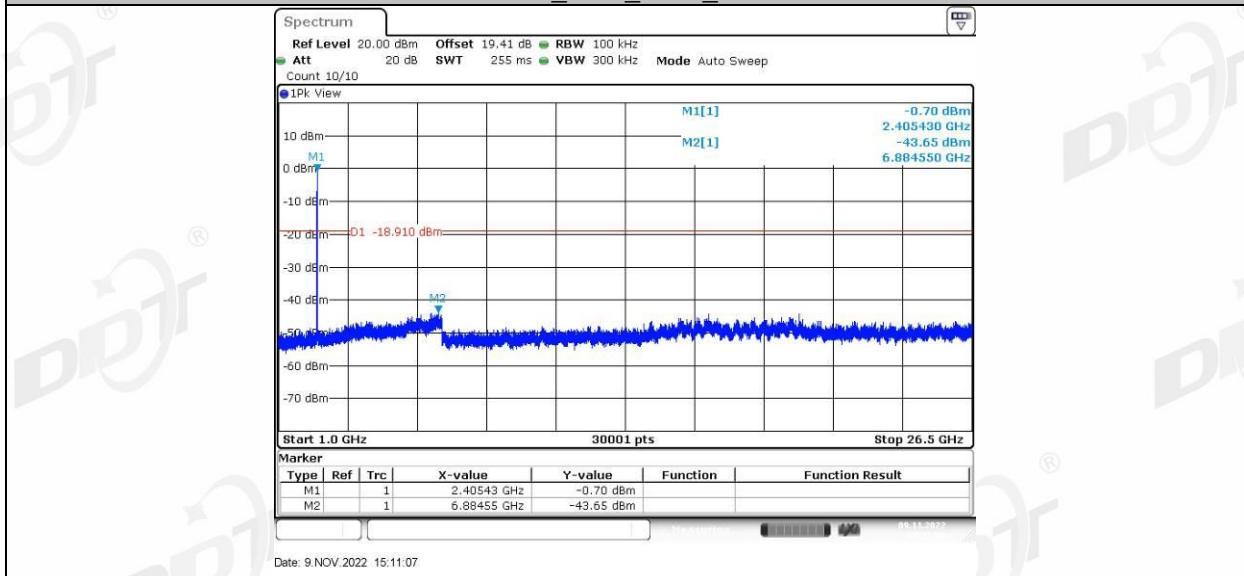
11AX20MIMO_Ant1_2412_0~Reference



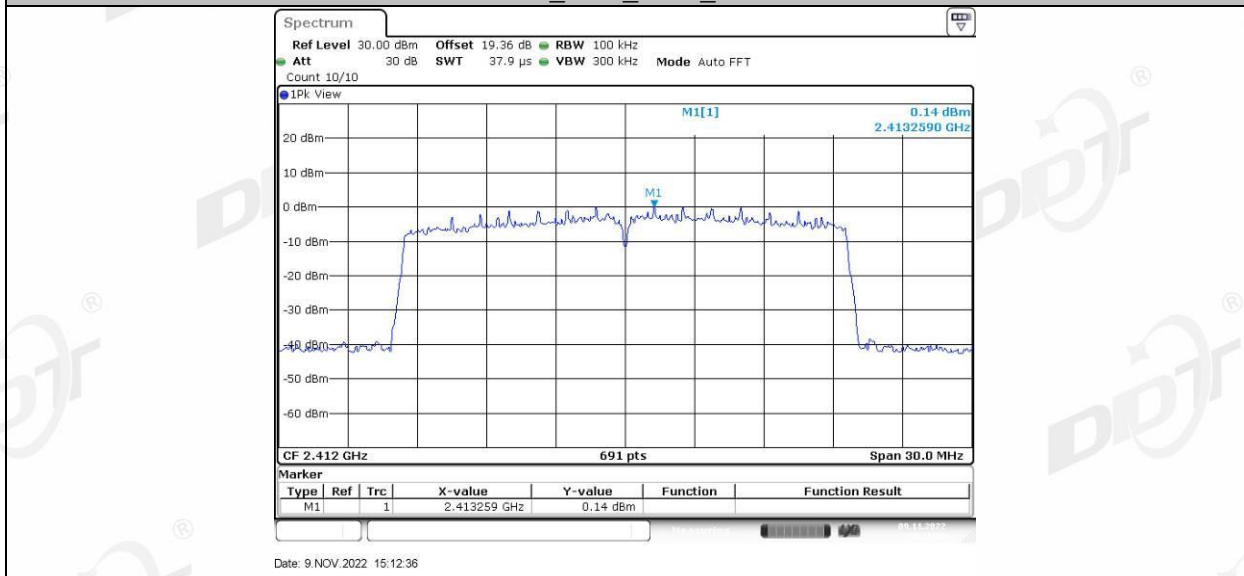
11AX20MIMO_Ant1_2412_30~1000



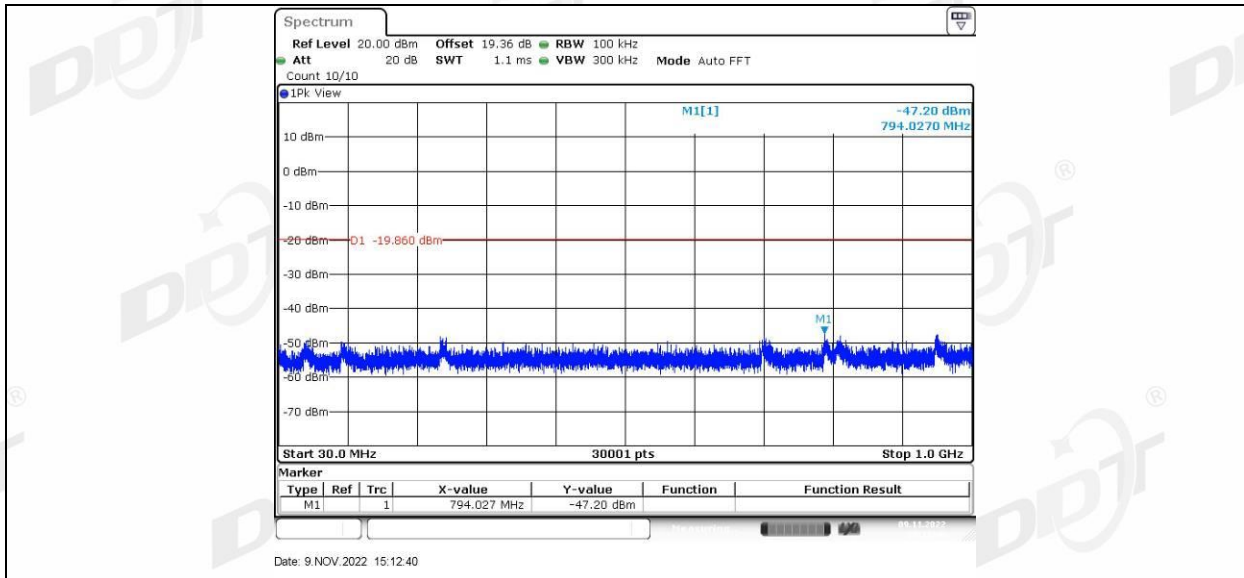
11AX20MIMO_Ant1_2412_1000~26500



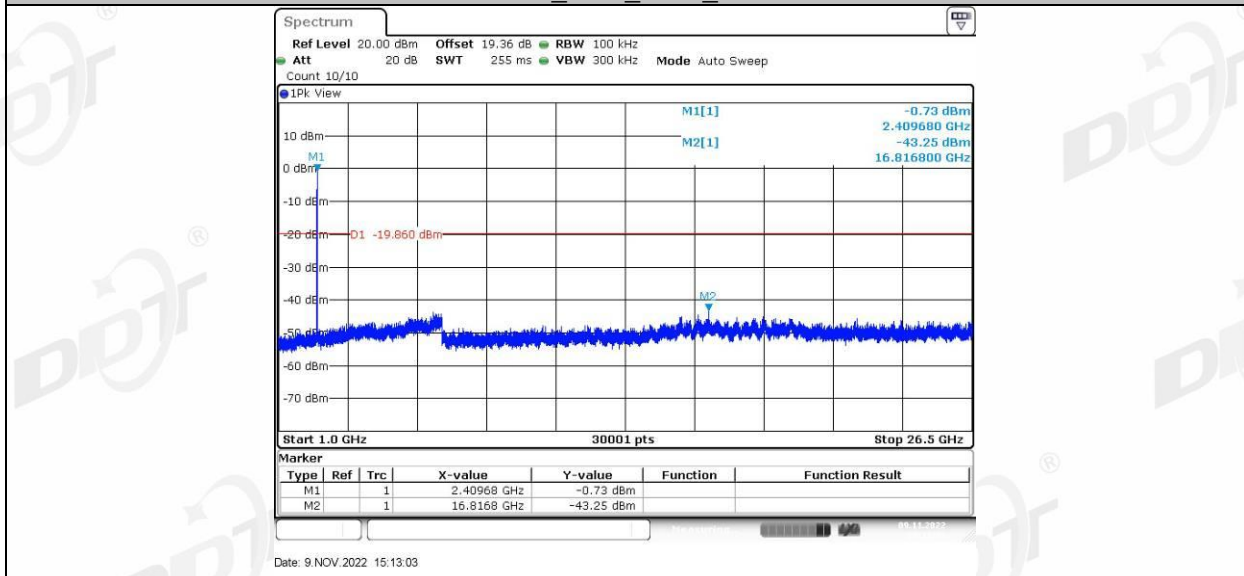
11AX20MIMO_Ant2_2412_0~Reference



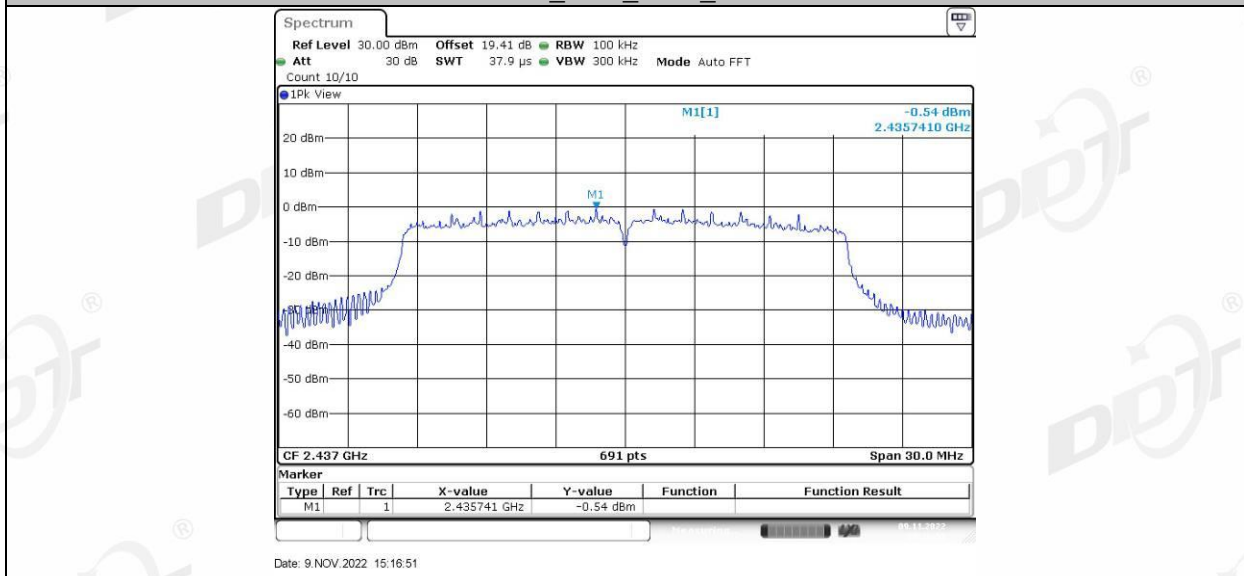
11AX20MIMO_Ant2_2412_30~1000



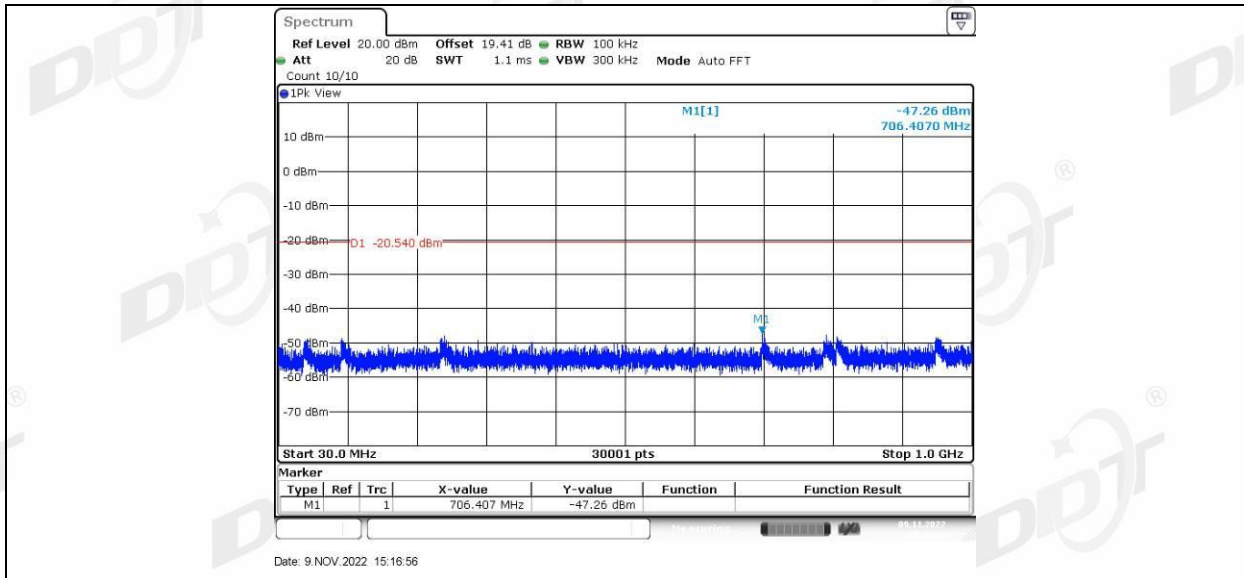
11AX20MIMO_Ant2_2412_1000~26500



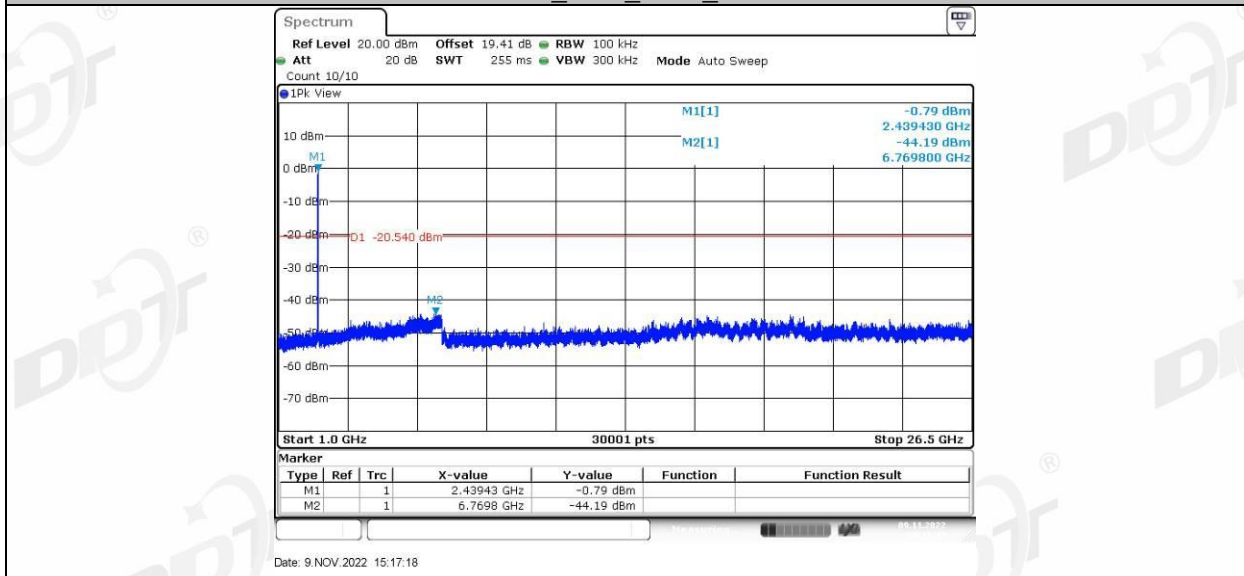
11AX20MIMO_Ant1_2437_0~Reference



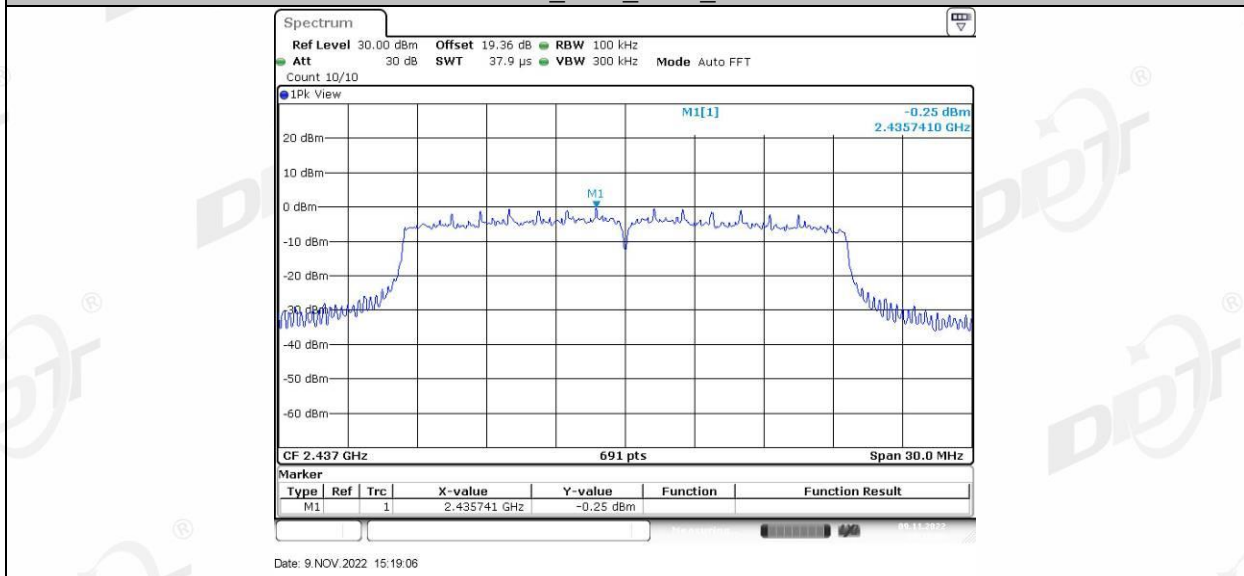
11AX20MIMO_Ant1_2437_30~1000



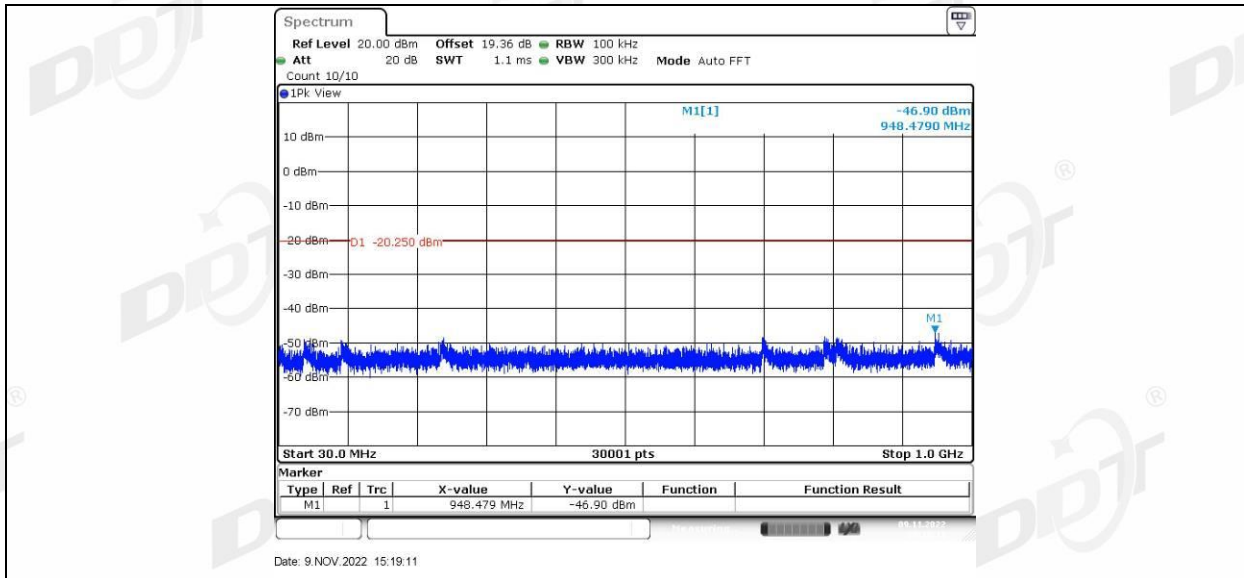
11AX20MIMO_Ant1_2437_1000~26500



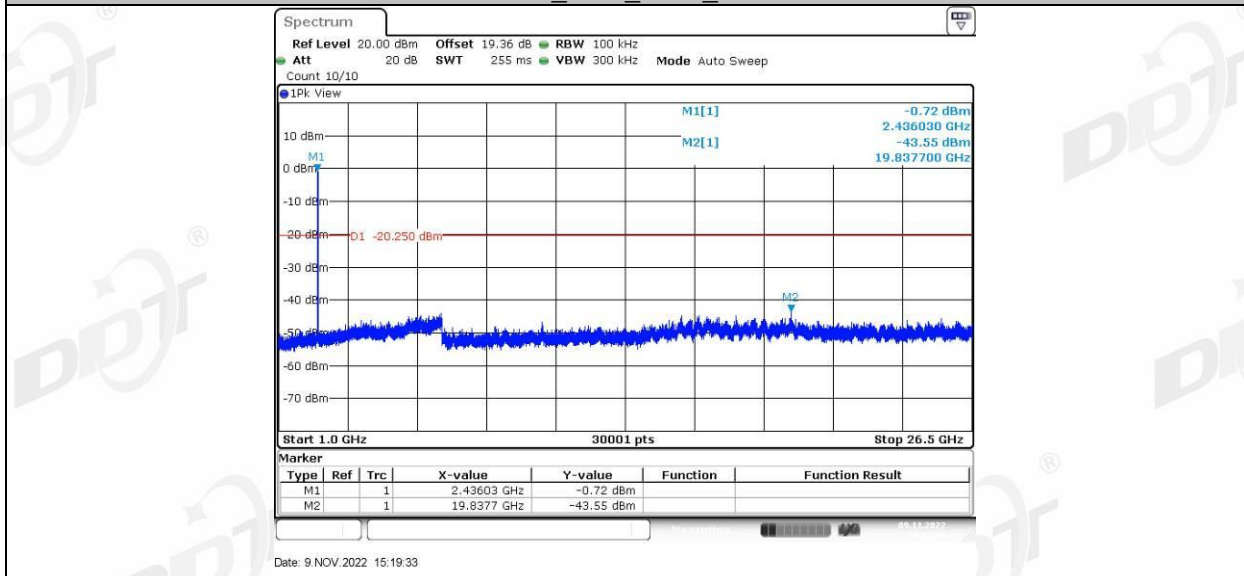
11AX20MIMO_Ant2_2437_0~Reference



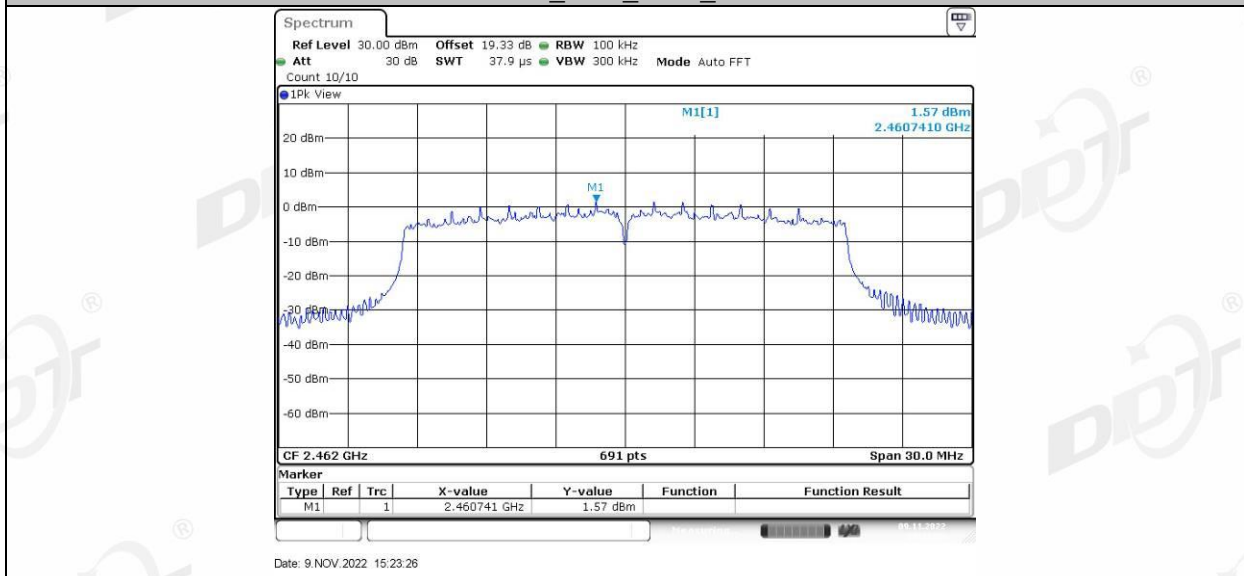
11AX20MIMO_Ant2_2437_30~1000



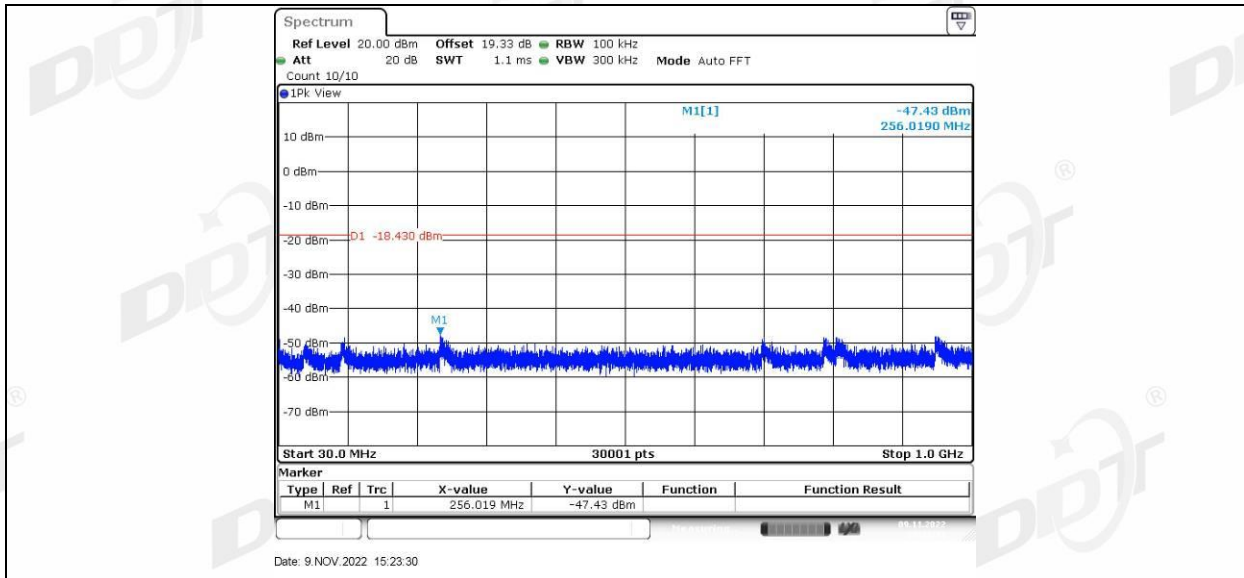
11AX20MIMO_Ant2_2437_1000~26500



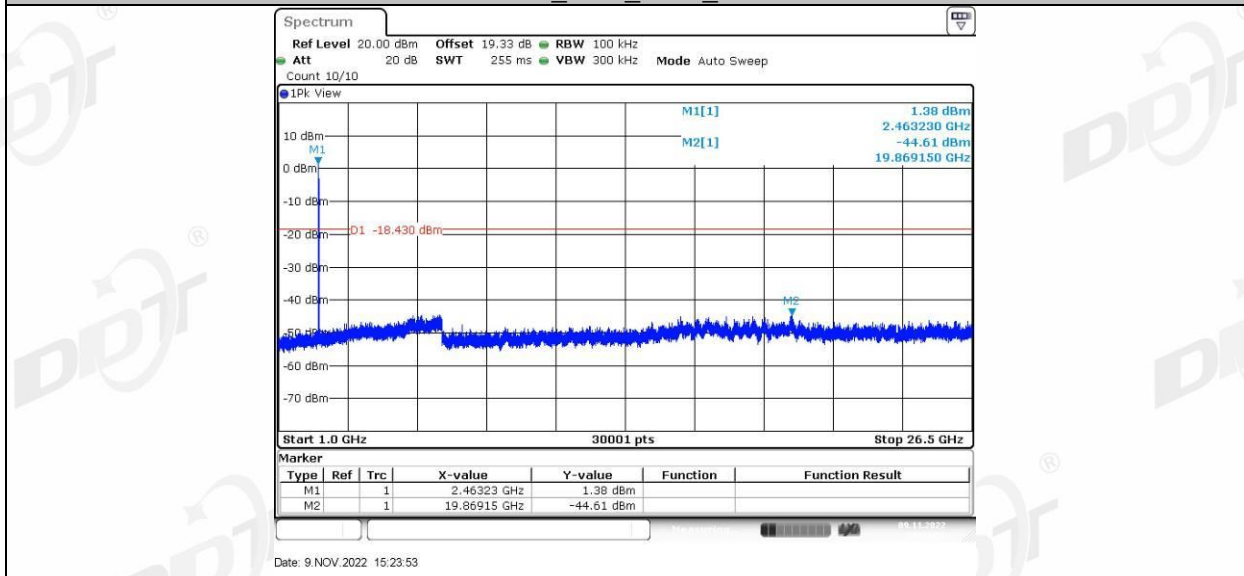
11AX20MIMO_Ant1_2462_0~Reference



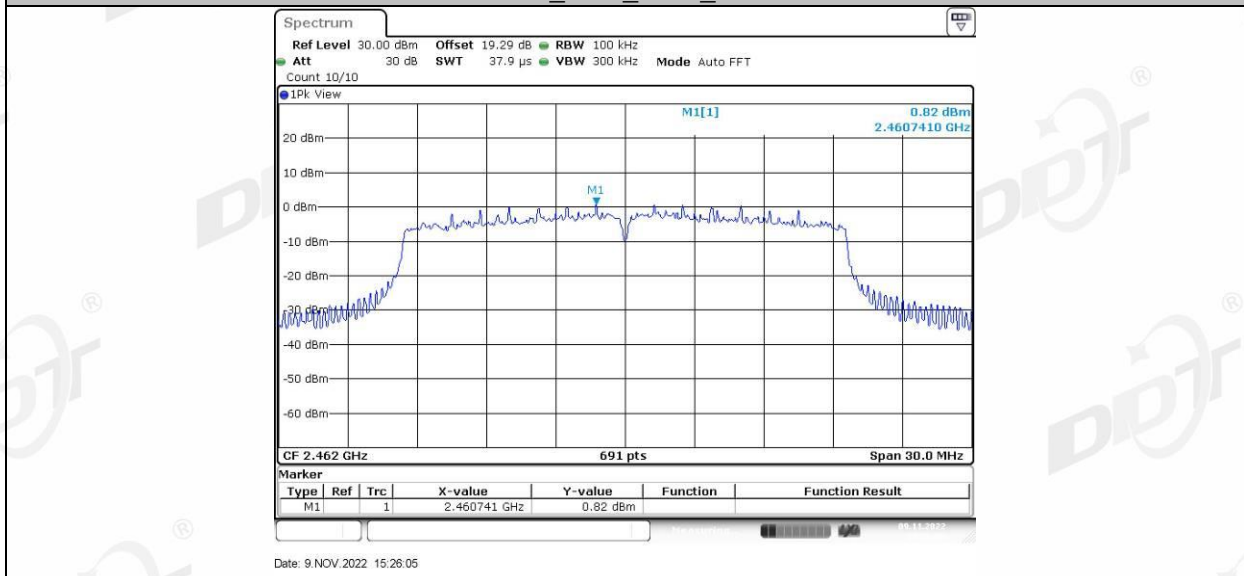
11AX20MIMO_Ant1_2462_30~1000



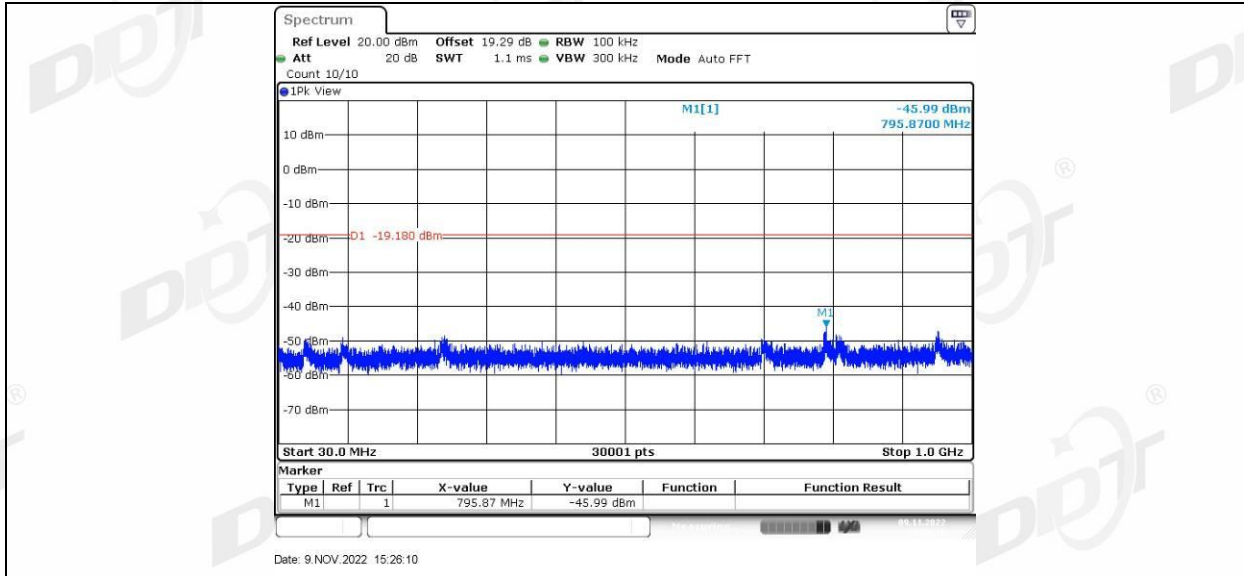
11AX20MIMO_Ant1_2462_1000~26500



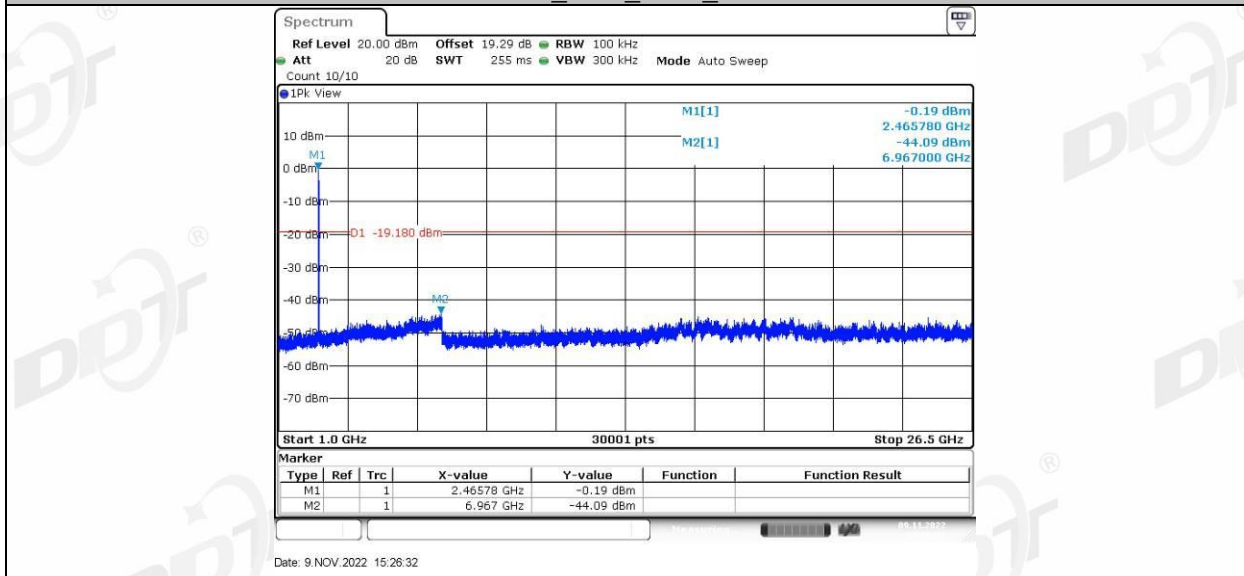
11AX20MIMO_Ant2_2462_0~Reference



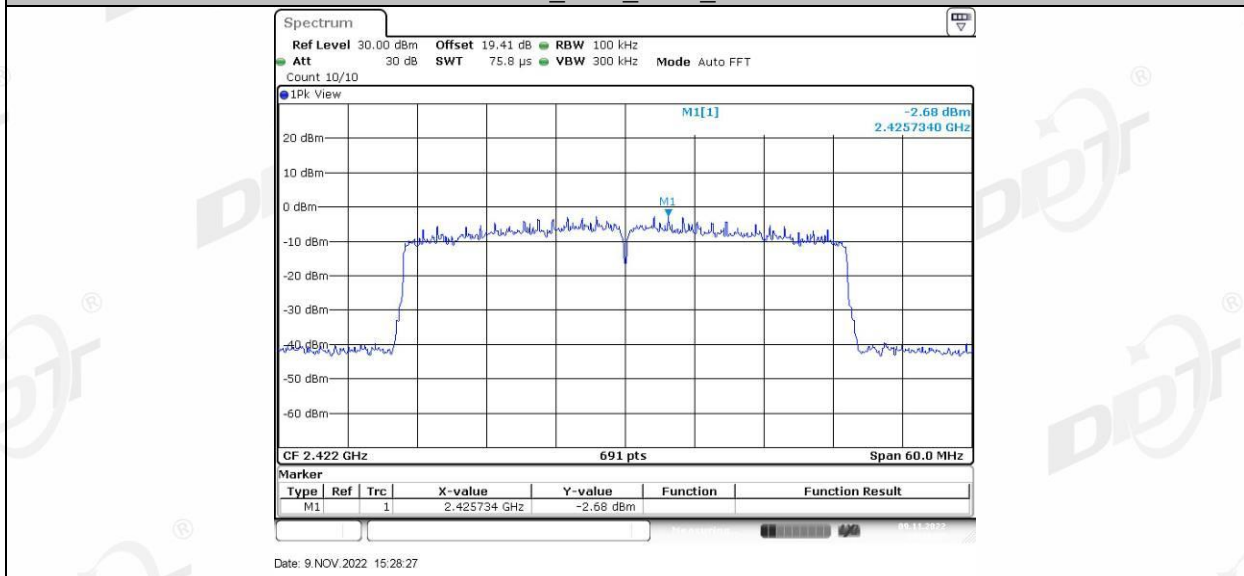
11AX20MIMO_Ant2_2462_30~1000



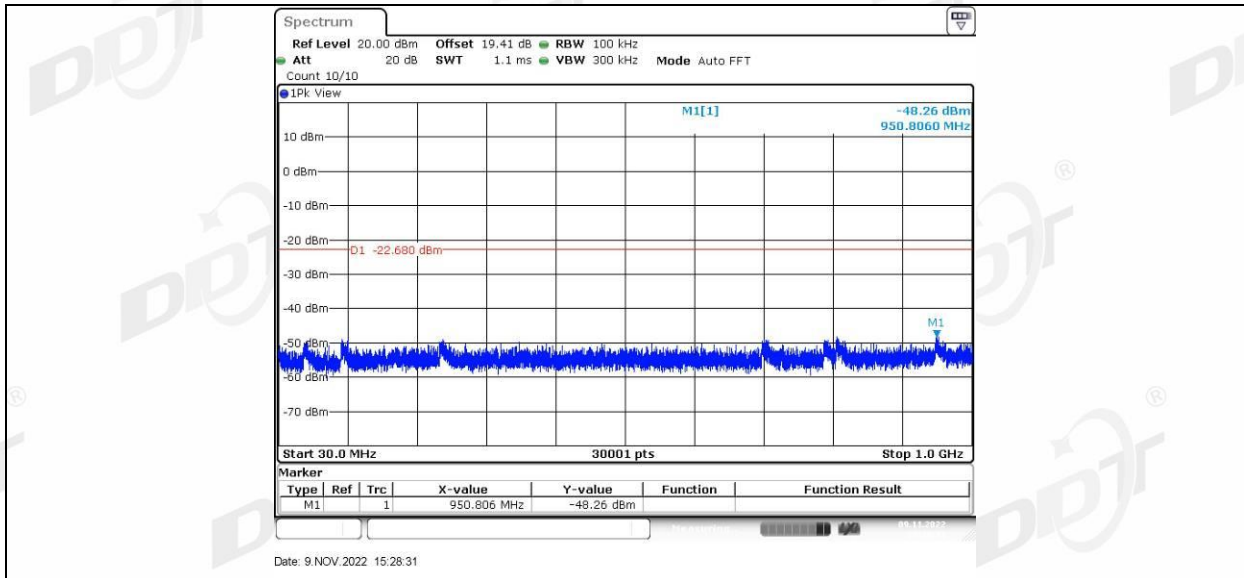
11AX20MIMO_Ant2_2462_1000~26500



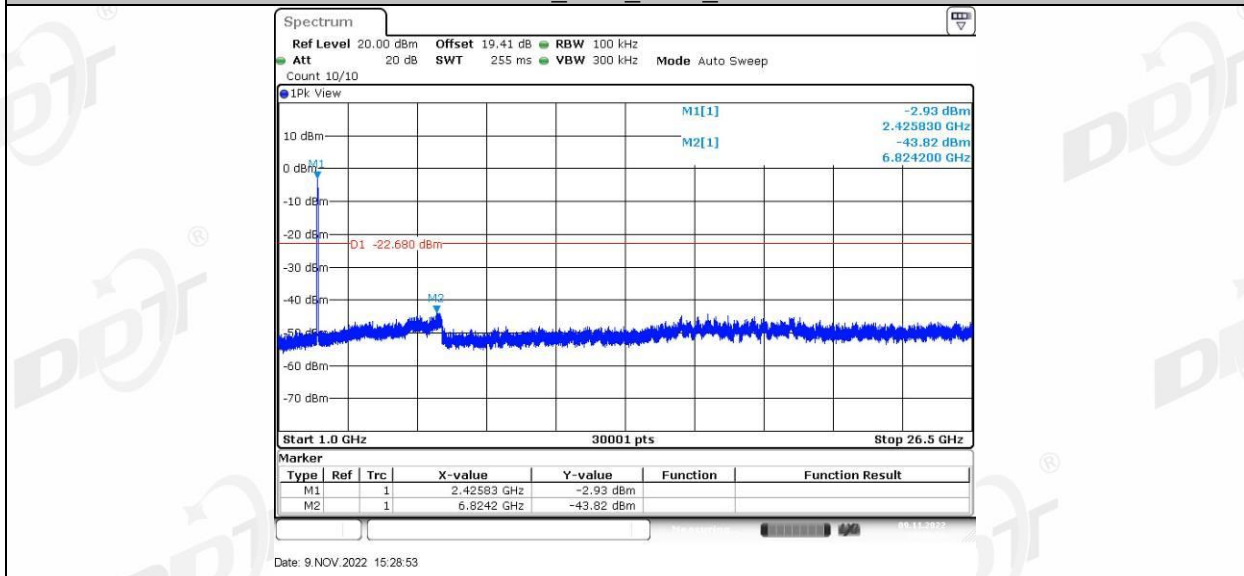
11AX40MIMO_Ant1_2422_0~Reference



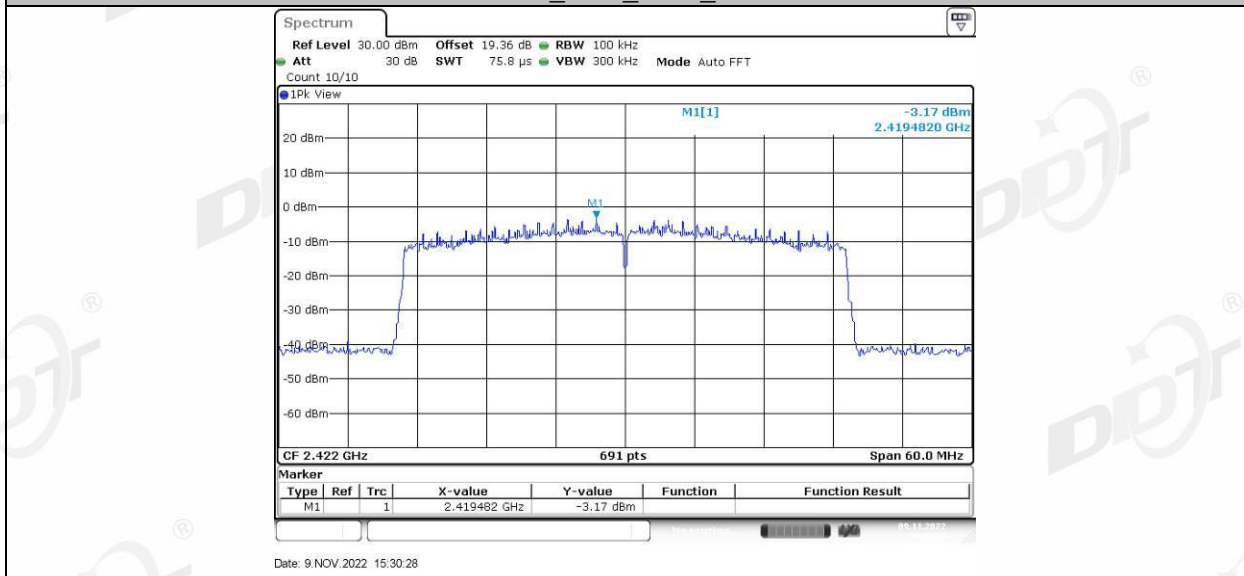
11AX40MIMO_Ant1_2422_30~1000



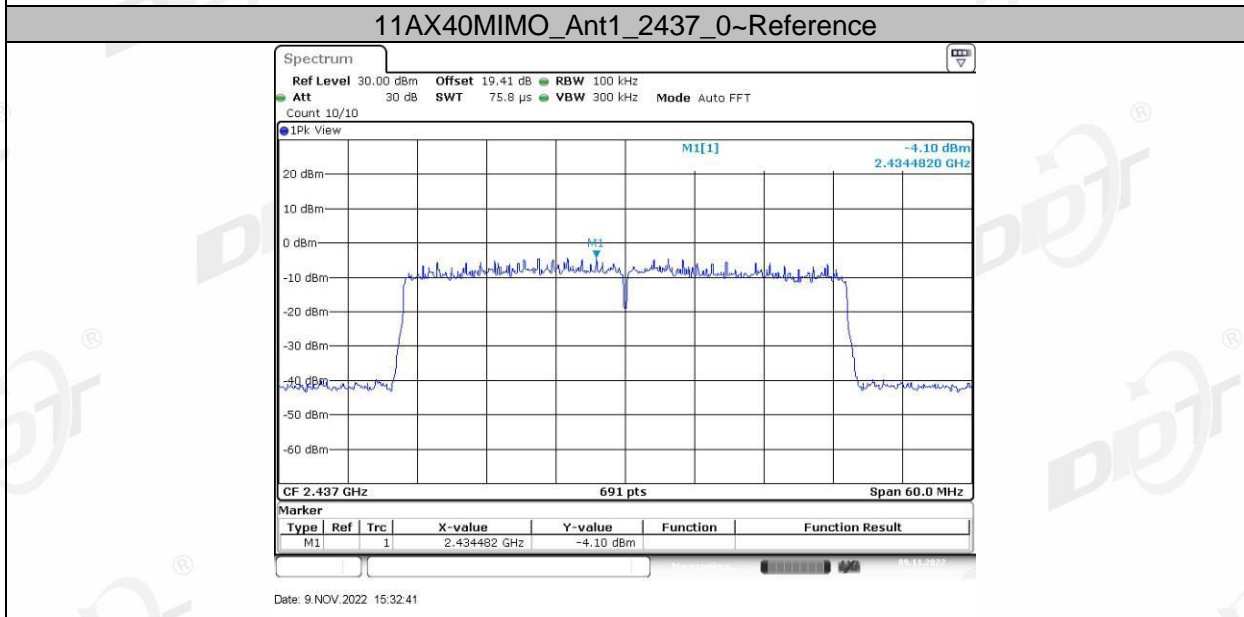
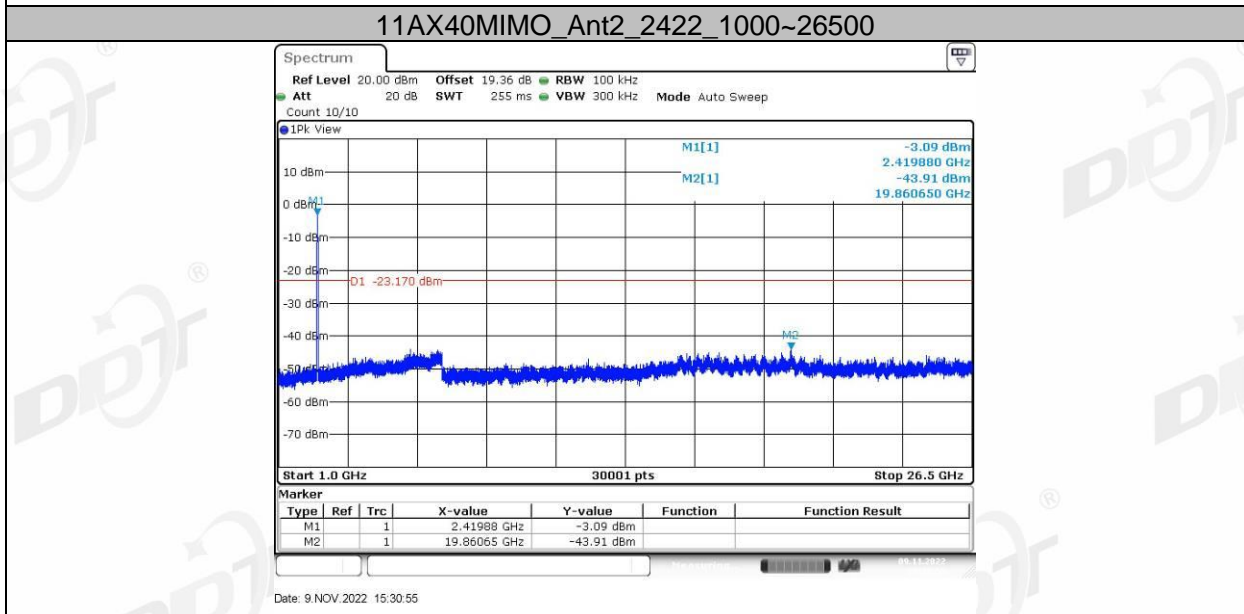
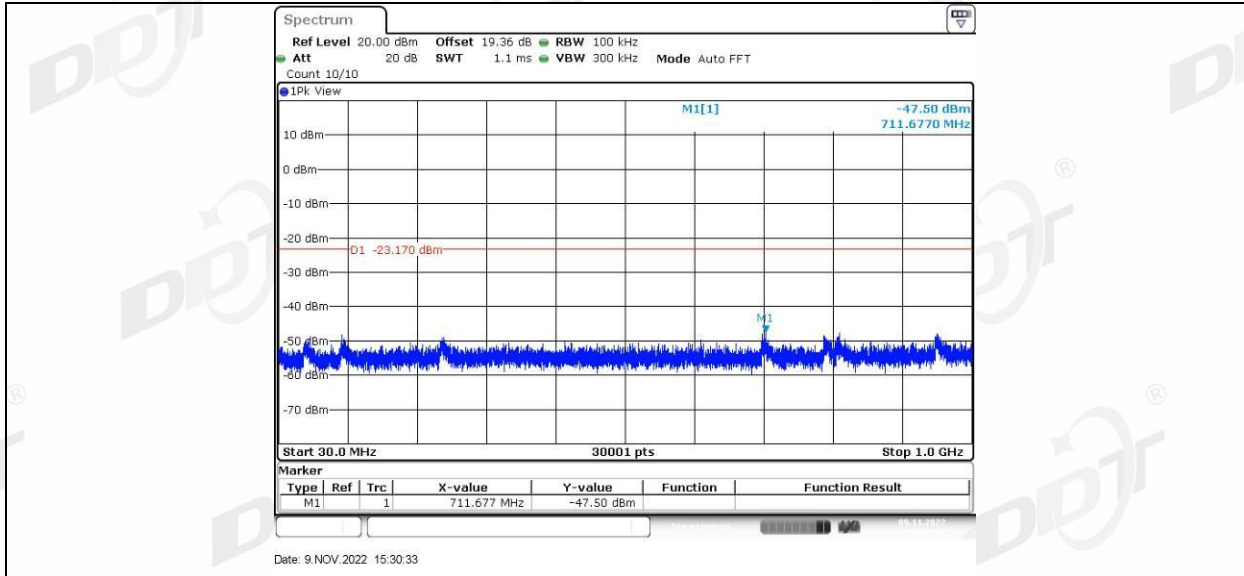
11AX40MIMO_Ant1_2422_1000~26500

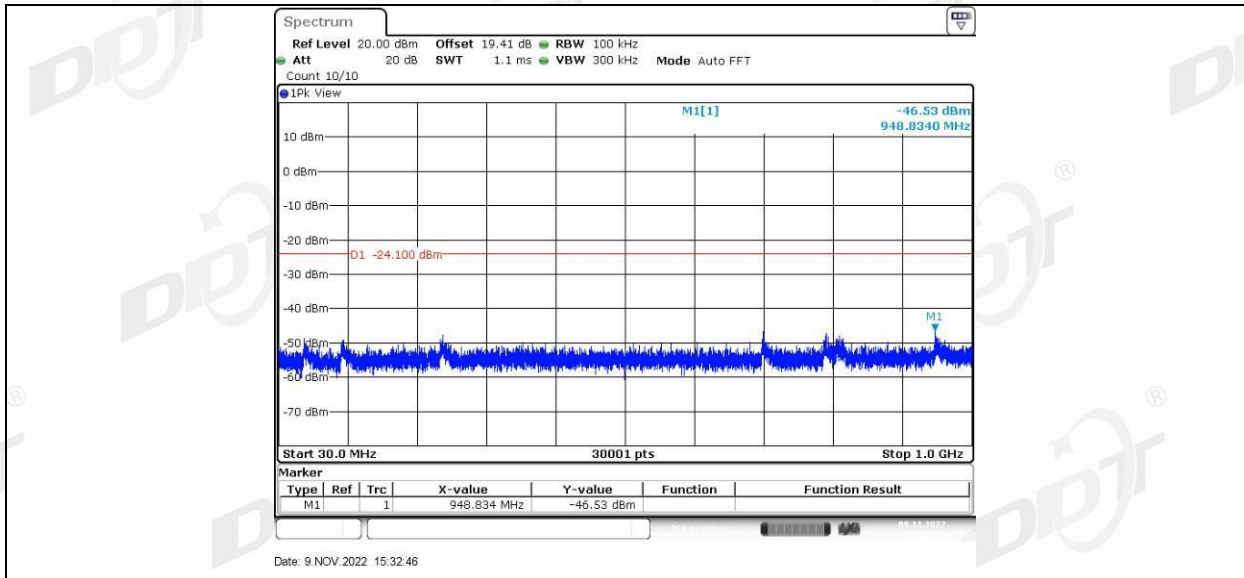


11AX40MIMO_Ant2_2422_0~Reference

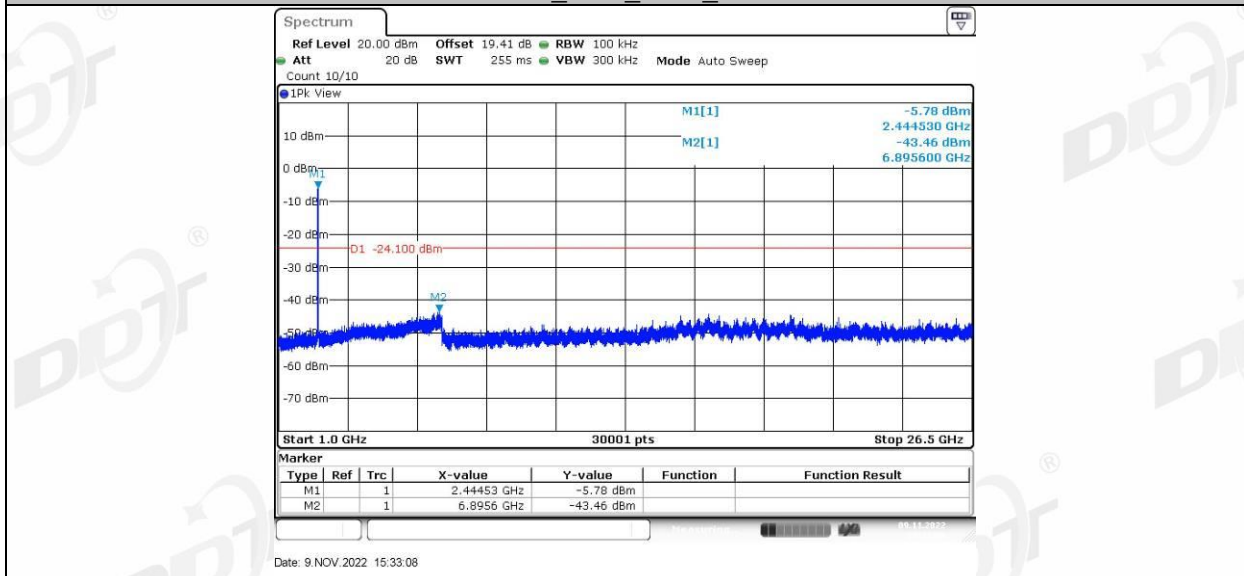


11AX40MIMO_Ant2_2422_30~1000

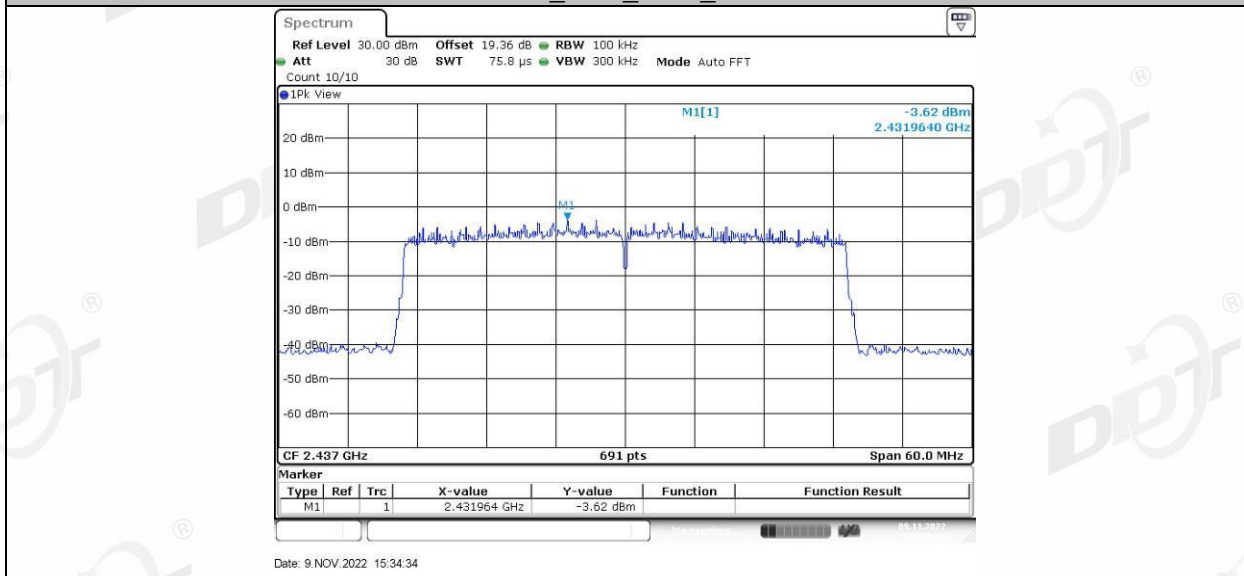




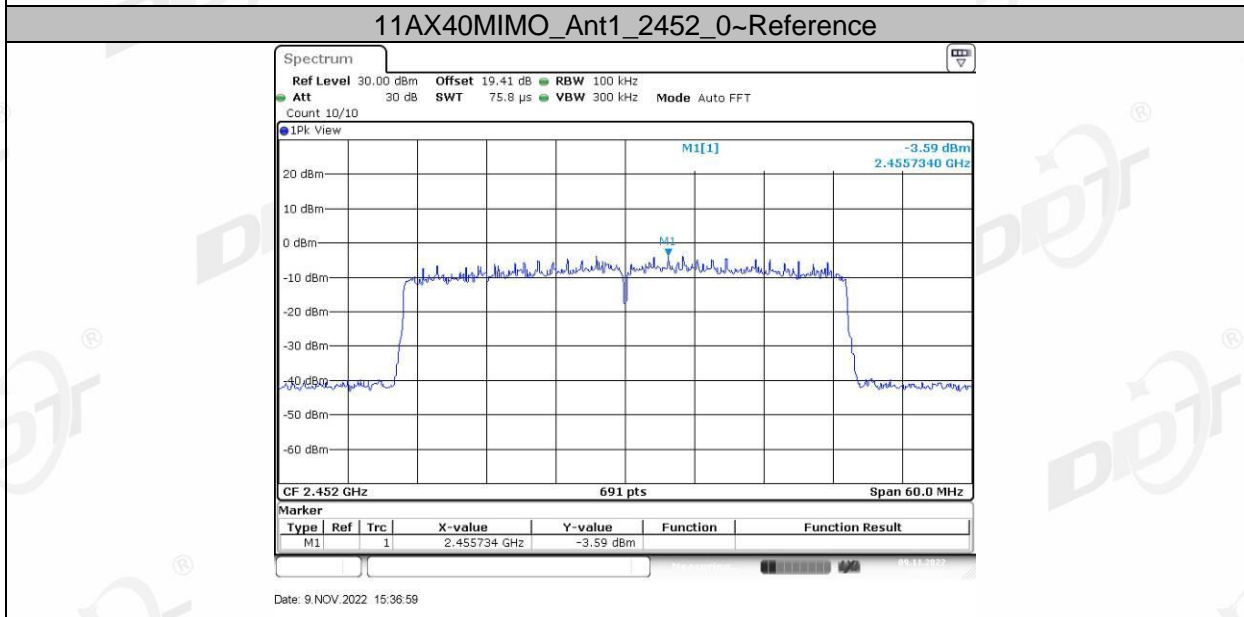
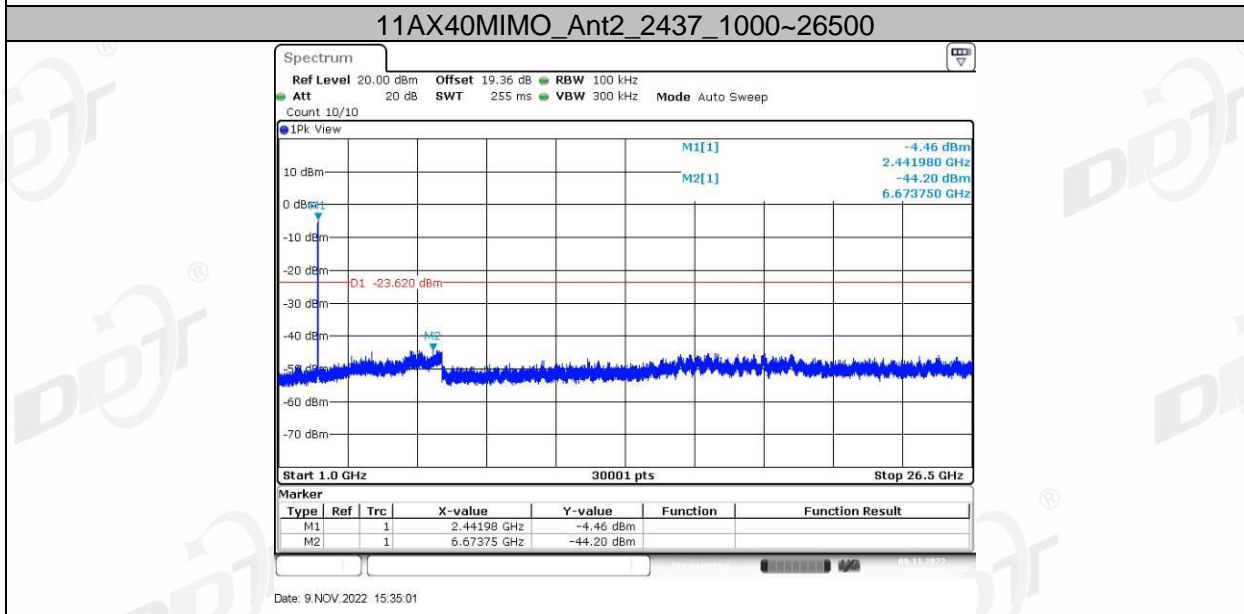
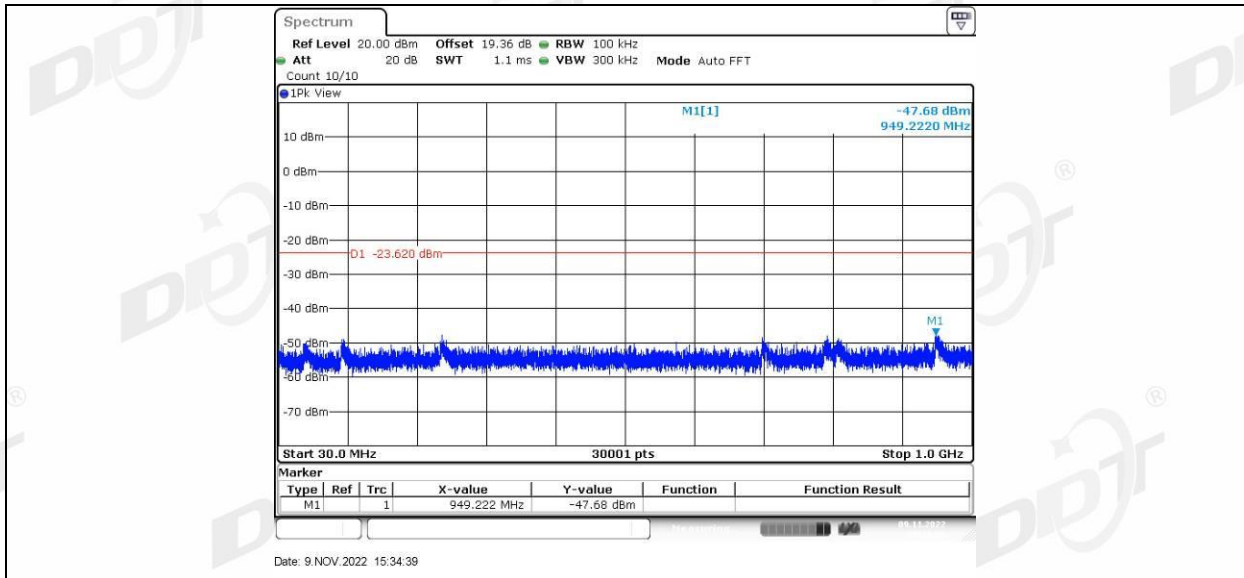
11AX40MIMO_Ant1_2437_1000~26500



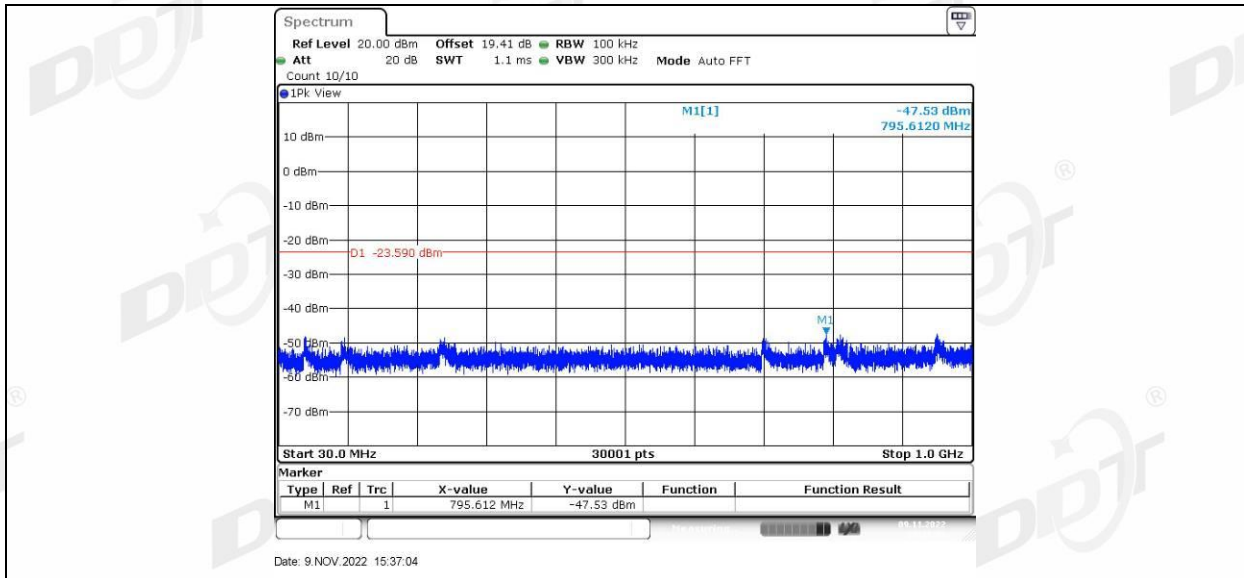
11AX40MIMO_Ant2_2437_0~Reference



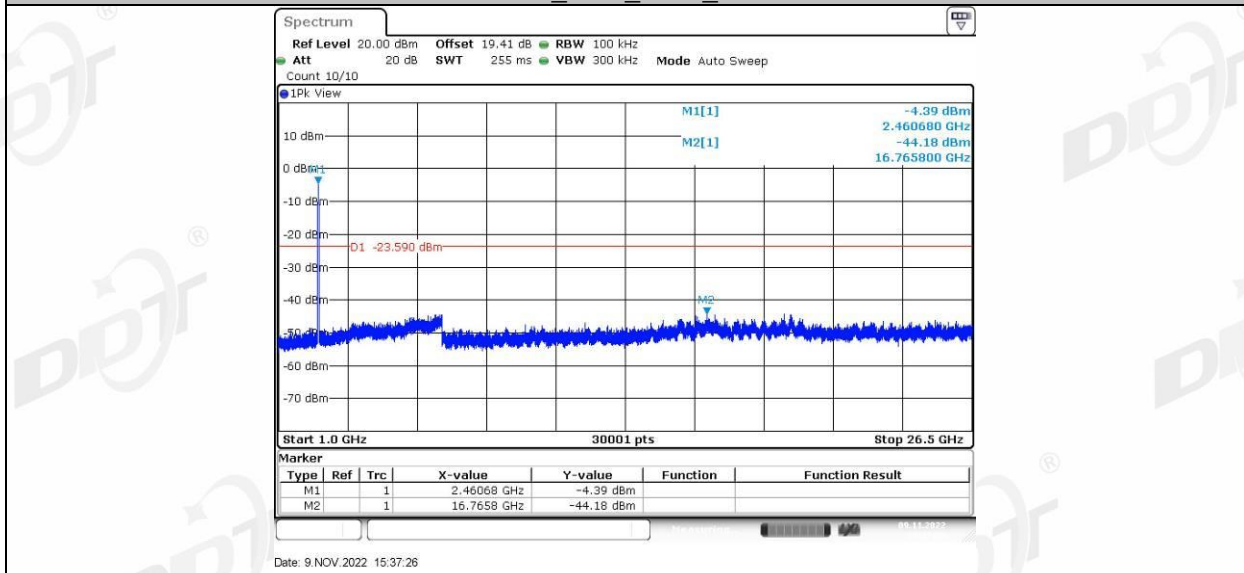
11AX40MIMO_Ant2_2437_30~1000



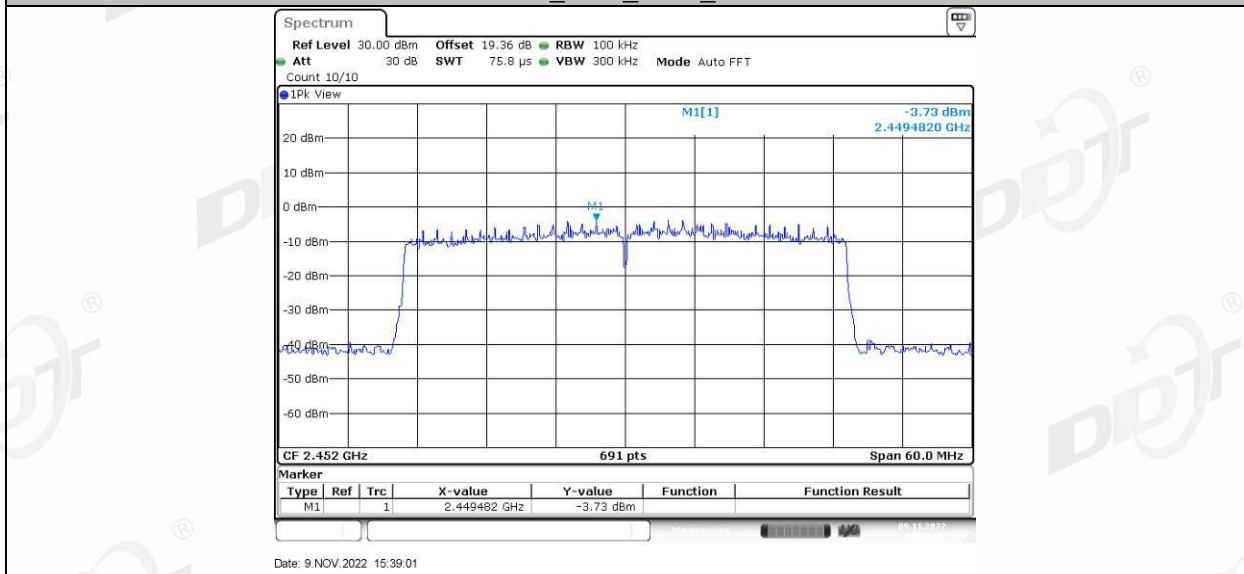
11AX40MIMO_Ant1_2452_30~1000



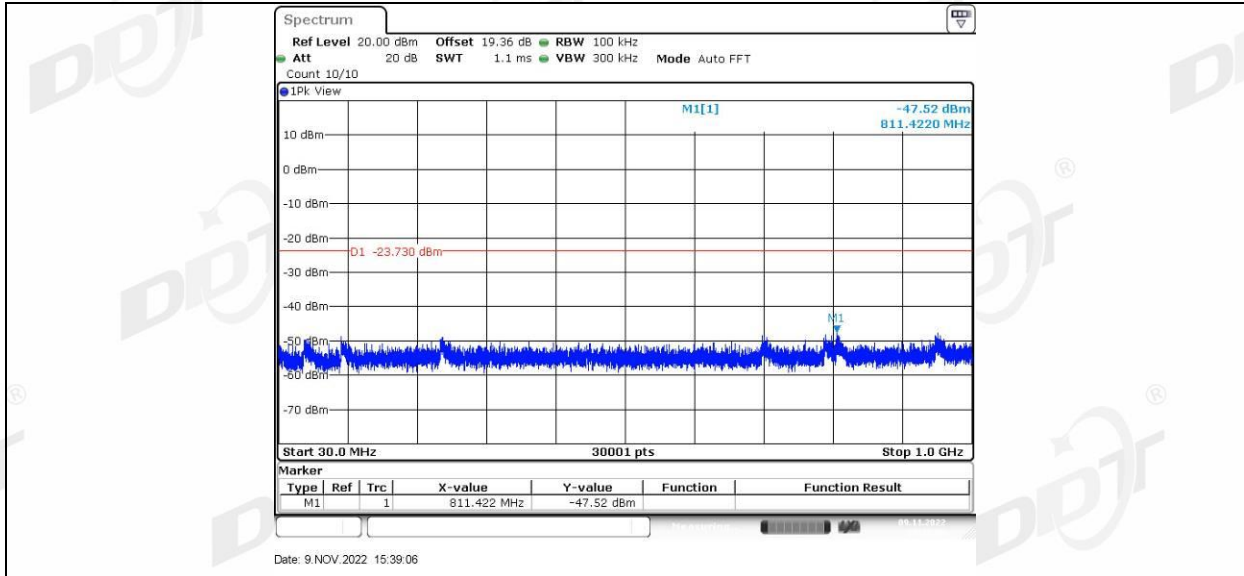
11AX40MIMO_Ant1_2452_1000~26500



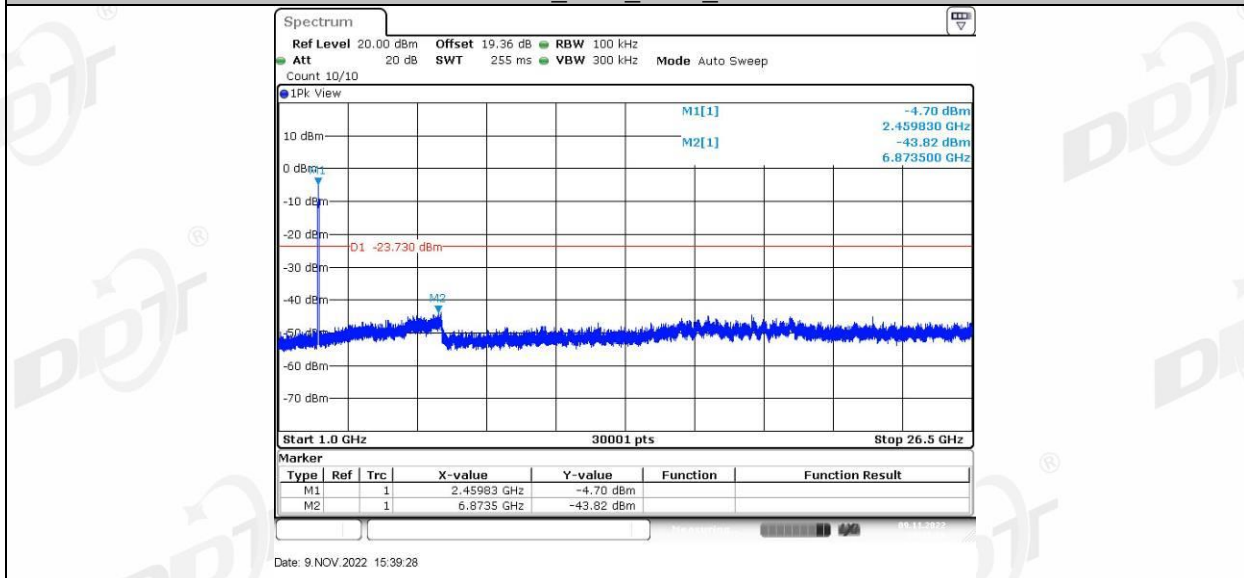
11AX40MIMO_Ant2_2452_0~Reference



11AX40MIMO_Ant2_2452_30~1000

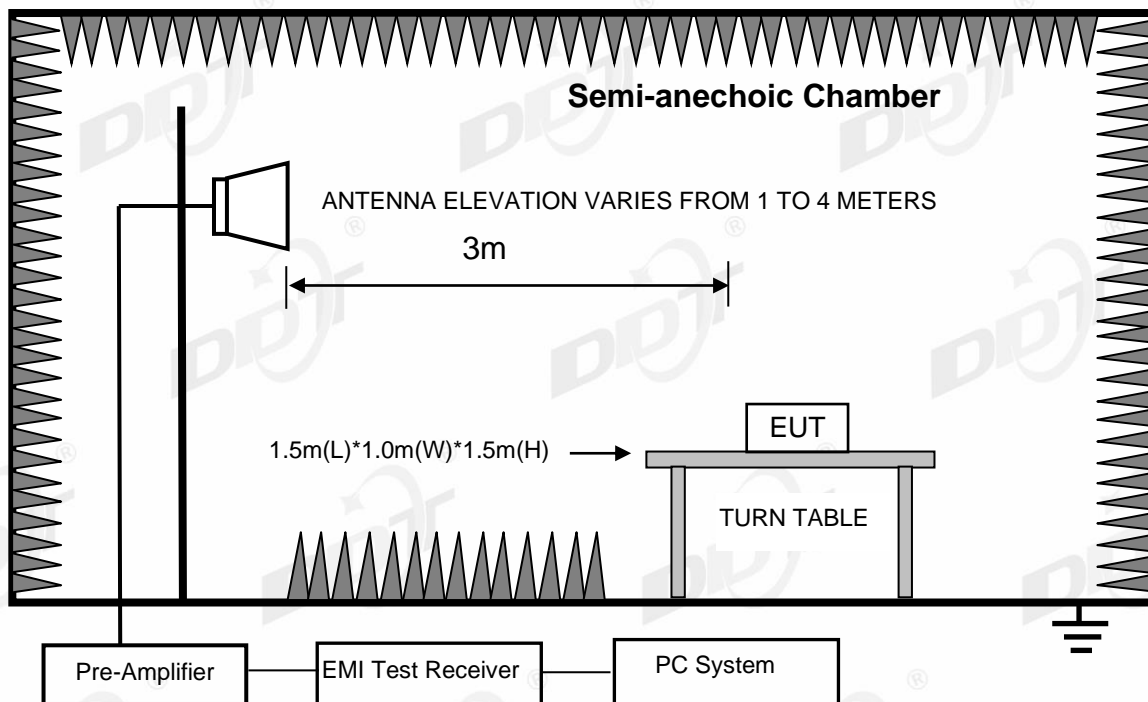


11AX40MIMO_Ant2_2452_1000~26500



10. Radiated Band Edge Compliance

10.1. Block diagram of test setup



10.2. Limit

All restricted frequency bands shall not exceed the limits shown in 15.209, all the other emissions outside operation frequency band 2400 MHz to 2483.5 MHz shall be at least 20 dB below the fundamental emissions or comply with RSS-Gen Issue 5 (Same as FCC 15.209) limits.

10.3. Test procedure

Same with clause 8.3 except change investigated frequency range from 2310 MHz to 2430 MHz, 2450 MHz to 2500 MHz, 2310 MHz to 2450 MHz and 2430 MHz to 2500 MHz,.

Remark: All restriction band have been tested, and only the worst case is shown in report.

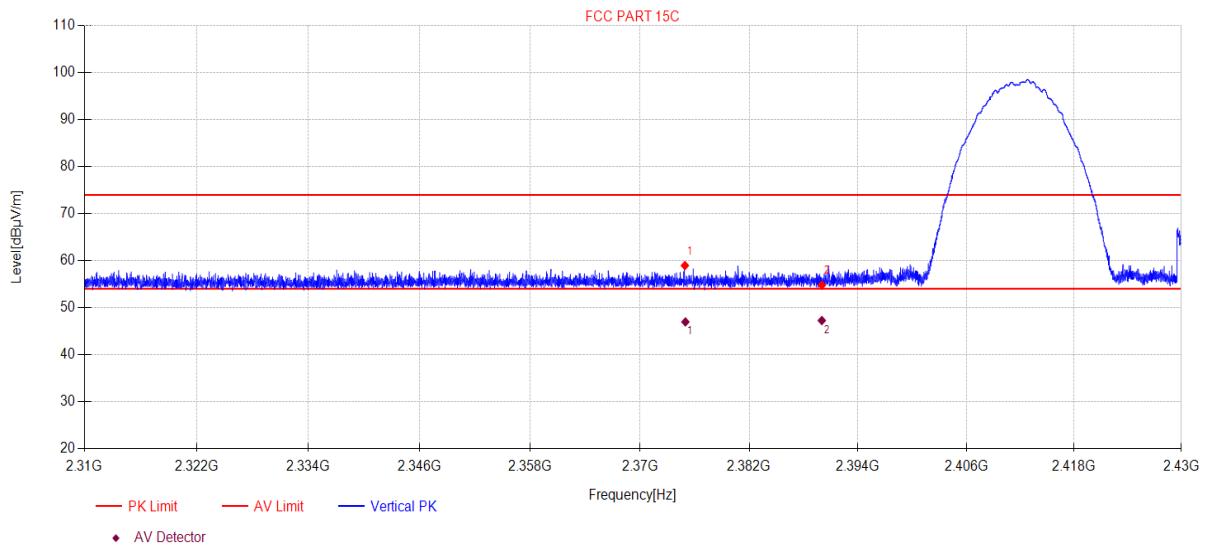
10.4. Test result

Pass. (See below detailed test result)

TR-4-E-009 Radiated Emission Test Result

Test Date: 2022-11-01 **Tested By:** Bairong
EUT: M6a Plus Mesh Wi-Fi Router **Model Number:** M6a Plus
Test Mode: TX Mode **Power Supply:** 120V/60Hz
Condition: Temp:23.1°C;Humi:50.1%;Press:100.3kPa **Test Site:** DDT 3# Chamber
File Path: d:\ts\2022 report data\Q22100908-2E M6A plus\FCC ABOVE 1G 2.4G\13
Memo: 11B 2412 Ant1

Test Graph



Suspected Data List								
NO.	Freq. [MHz]	Reading [dBµV]	Factor [dB]	Level [dBµV/m]	Limit [dBµV/m]	Margin [dB]	Detector	Polarity
1	2374.94	48.71	10.25	58.96	74.00	15.04	PK	Vertical
2	2390.00	44.51	10.28	54.79	74.00	19.21	PK	Vertical

Final Data List								
NO.	Freq. [MHz]	Reading [dBµV]	Factor [dB]	Level [dBµV/m]	Limit [dBµV/m]	Margin [dB]	Detector	Polarity
1	2374.99	36.71	10.25	46.96	54.00	7.04	AV	Vertical
2	2390.00	36.98	10.28	47.26	54.00	6.74	AV	Vertical

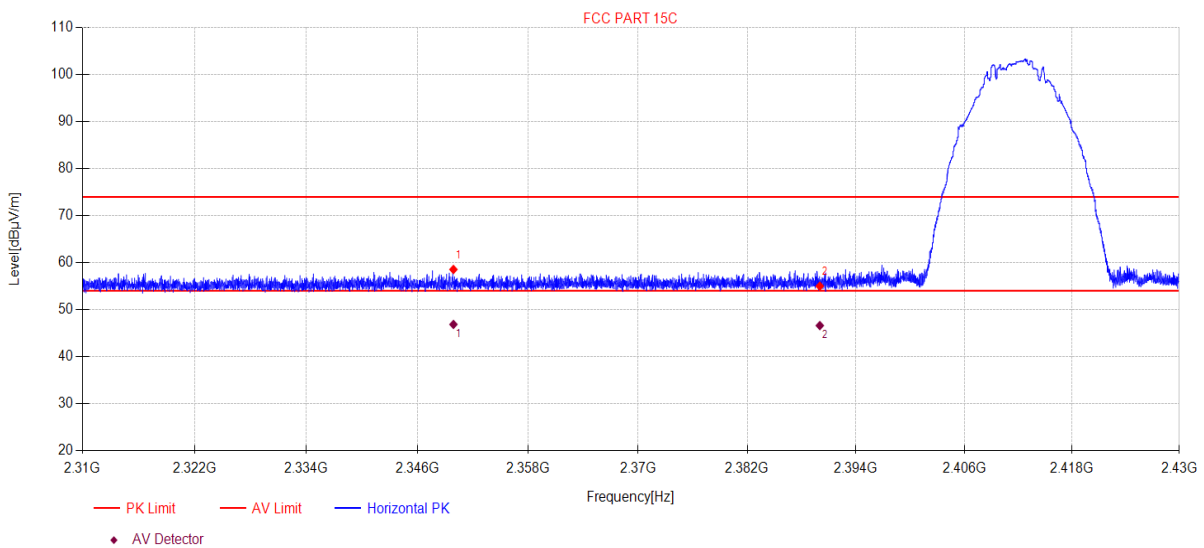
Note:

1. Level = Reading + Factor.
2. If Peak Result complies with AV limit, AV Result is deemed to comply with AV limit.
3. Test setup: RBW: 1 MHz, VBW: 3 MHz, Sweep time: auto.

TR-4-E-009 Radiated Emission Test Result

Test Date: 2022-11-01 **Tested By:** Bairong
EUT: M6a Plus Mesh Wi-Fi Router **Model Number:** M6a Plus
Test Mode: TX Mode **Power Supply:** 120V/60Hz
Condition: Temp:23.1°C;Humi:50.1%;Press:100.3kPa **Test Site:** DDT 3# Chamber
File Path: d:\ts\2022 report data\Q22100908-2E M6A plus\FCC ABOVE 1G 2.4G\14
Memo: 11B 2412 Ant1

Test Graph



Suspected Data List								
NO.	Freq. [MHz]	Reading [dBµV]	Factor [dB]	Level [dBµV/m]	Limit [dBµV/m]	Margin [dB]	Detector	Polarity
1	2349.91	48.35	10.20	58.55	74.00	15.45	PK	Horizontal
2	2390.00	44.71	10.28	54.99	74.00	19.01	PK	Horizontal

Final Data List								
NO.	Freq. [MHz]	Reading [dBµV]	Factor [dB]	Level [dBµV/m]	Limit [dBµV/m]	Margin [dB]	Detector	Polarity
1	2349.91	36.64	10.21	46.85	54.00	7.15	AV	Horizontal
2	2390.00	36.33	10.28	46.61	54.00	7.39	AV	Horizontal

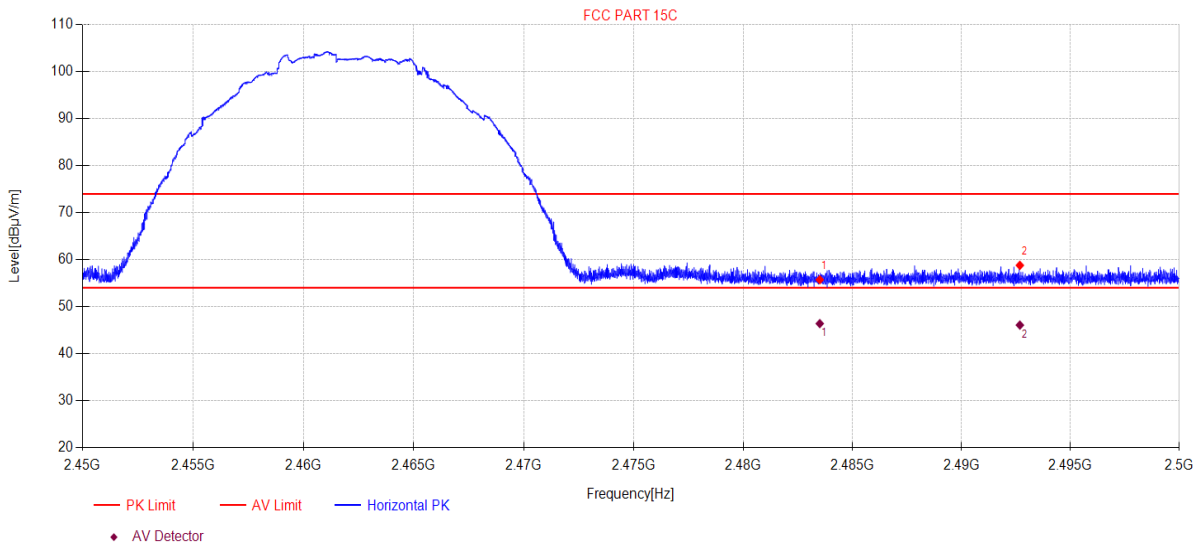
Note:

1. Level = Reading + Factor.
2. If Peak Result complies with AV limit, AV Result is deemed to comply with AV limit.
3. Test setup: RBW: 1 MHz, VBW: 3 MHz, Sweep time: auto.

TR-4-E-009 Radiated Emission Test Result

Test Date: 2022-11-02 **Tested By:** Bairong
EUT: M6a Plus Mesh Wi-Fi Router **Model Number:** M6a Plus
Test Mode: TX Mode **Power Supply:** 120V/60Hz
Condition: Temp:23.1°C;Humi:50.1%;Press:100.3kPa **Test Site:** DDT 3# Chamber
File Path: d:\ts\2022 report data\Q22100908-2E M6A plus\FCC ABOVE 1G 2.4G\15
Memo: 11B 2462 Ant1

Test Graph



Suspected Data List								
NO.	Freq. [MHz]	Reading [dBµV]	Factor [dB]	Level [dBµV/m]	Limit [dBµV/m]	Margin [dB]	Detector	Polarity
1	2483.50	45.19	10.54	55.73	74.00	18.27	PK	Horizontal
2	2492.67	48.21	10.58	58.79	74.00	15.21	PK	Horizontal

Final Data List								
NO.	Freq. [MHz]	Reading [dBµV]	Factor [dB]	Level [dBµV/m]	Limit [dBµV/m]	Margin [dB]	Detector	Polarity
1	2483.50	35.85	10.54	46.39	54.00	7.61	AV	Horizontal
2	2492.67	35.49	10.58	46.07	54.00	7.93	AV	Horizontal

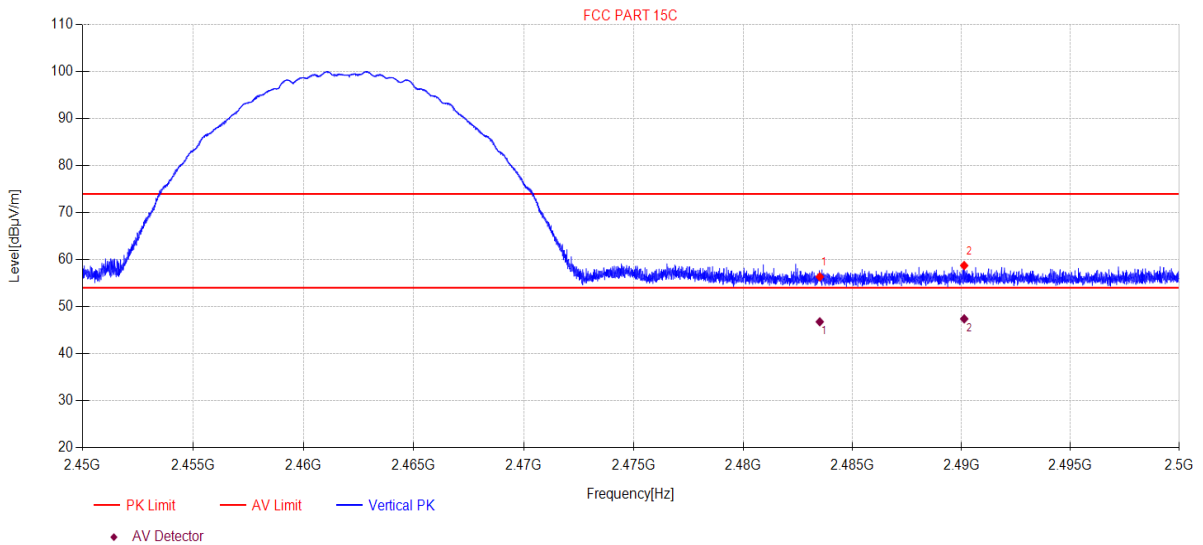
Note:

- Level = Reading + Factor.
- If Peak Result complies with AV limit, AV Result is deemed to comply with AV limit.
- Test setup: RBW: 1 MHz, VBW: 3 MHz, Sweep time: auto.

TR-4-E-009 Radiated Emission Test Result

Test Date: 2022-11-02 **Tested By:** Bairong
EUT: M6a Plus Mesh Wi-Fi Router **Model Number:** M6a Plus
Test Mode: TX Mode **Power Supply:** 120V/60Hz
Condition: Temp:23.1°C;Humi:50.1%;Press:100.3kPa **Test Site:** DDT 3# Chamber
File Path: d:\ts\2022 report data\Q22100908-2E M6A plus\FCC ABOVE 1G 2.4G\16
Memo: 11B 2462 Ant1

Test Graph



Suspected Data List								
NO.	Freq. [MHz]	Reading [dBµV]	Factor [dB]	Level [dBµV/m]	Limit [dBµV/m]	Margin [dB]	Detector	Polarity
1	2483.50	45.81	10.54	56.35	74.00	17.65	PK	Vertical
2	2490.12	48.18	10.57	58.75	74.00	15.25	PK	Vertical

Final Data List								
NO.	Freq. [MHz]	Reading [dBµV]	Factor [dB]	Level [dBµV/m]	Limit [dBµV/m]	Margin [dB]	Detector	Polarity
1	2483.50	36.24	10.54	46.78	54.00	7.22	AV	Vertical
2	2490.12	36.83	10.57	47.40	54.00	6.60	AV	Vertical

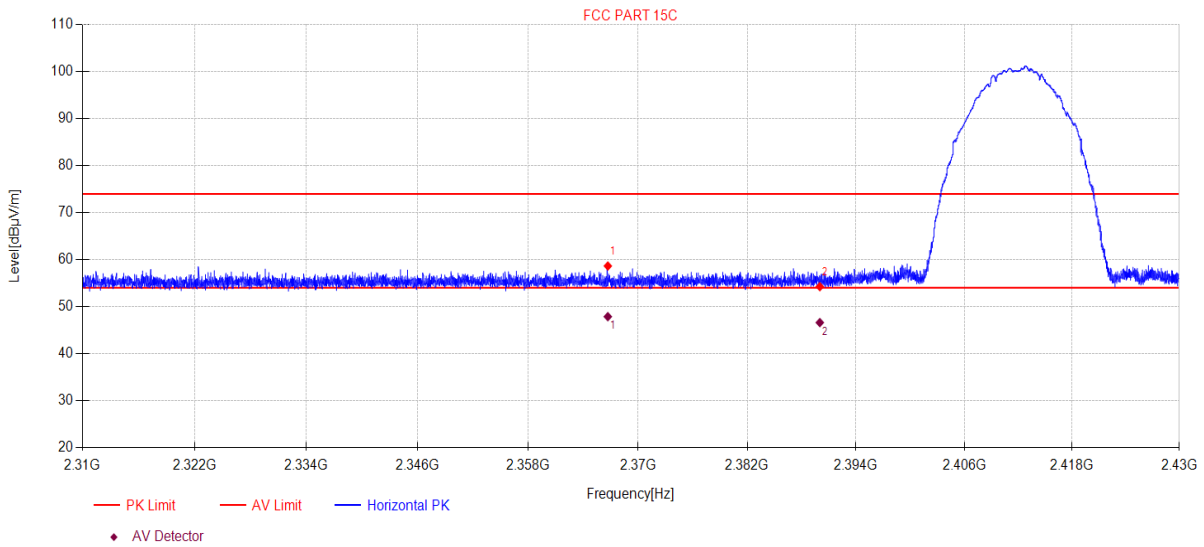
Note:

- Level = Reading + Factor.
- If Peak Result complies with AV limit, AV Result is deemed to comply with AV limit.
- Test setup: RBW: 1 MHz, VBW: 3 MHz, Sweep time: auto.

TR-4-E-009 Radiated Emission Test Result

Test Date: 2022-11-02 **Tested By:** Bairong
EUT: M6a Plus Mesh Wi-Fi Router **Model Number:** M6a Plus
Test Mode: TX Mode **Power Supply:** 120V/60Hz
Condition: Temp:23.1°C;Humi:50.1%;Press:100.3kPa **Test Site:** DDT 3# Chamber
File Path: d:\ts\2022 report data\Q22100908-2E M6A plus\FCC ABOVE 1G 2.4G\17
Memo: 11B 2412 Ant2

Test Graph



Suspected Data List								
NO.	Freq. [MHz]	Reading [dBµV]	Factor [dB]	Level [dBµV/m]	Limit [dBµV/m]	Margin [dB]	Detector	Polarity
1	2366.72	48.42	10.23	58.65	74.00	15.35	PK	Horizontal
2	2390.00	43.97	10.28	54.25	74.00	19.75	PK	Horizontal

Final Data List								
NO.	Freq. [MHz]	Reading [dBµV]	Factor [dB]	Level [dBµV/m]	Limit [dBµV/m]	Margin [dB]	Detector	Polarity
1	2366.72	37.64	10.23	47.87	54.00	6.13	AV	Horizontal
2	2390.00	36.33	10.28	46.61	54.00	7.39	AV	Horizontal

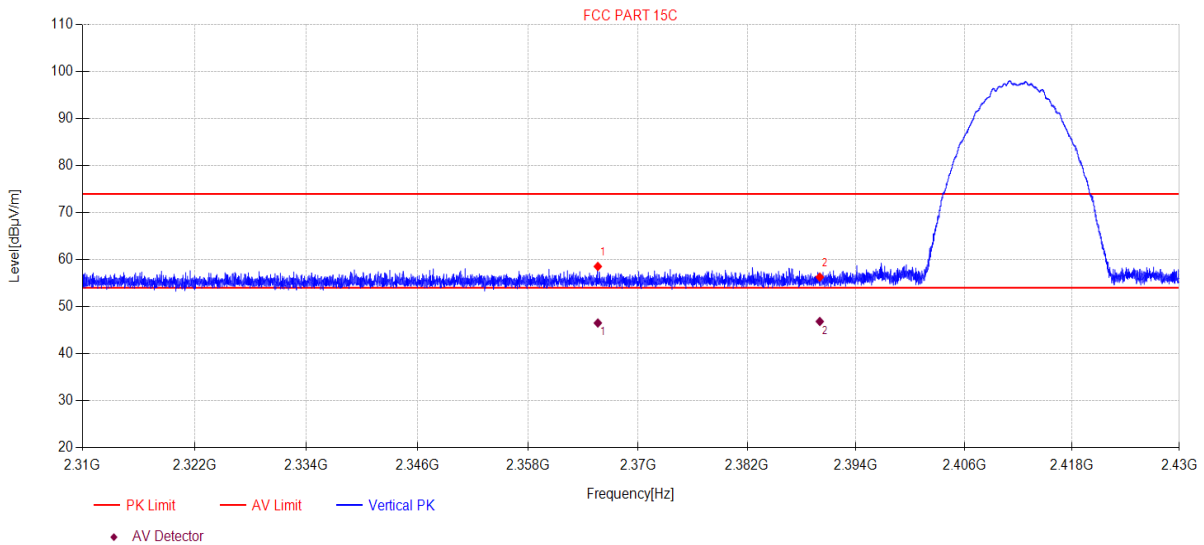
Note:

1. Level = Reading + Factor.
2. If Peak Result complies with AV limit, AV Result is deemed to comply with AV limit.
3. Test setup: RBW: 1 MHz, VBW: 3 MHz, Sweep time: auto.

TR-4-E-009 Radiated Emission Test Result

Test Date: 2022-11-02 **Tested By:** Bairong
EUT: M6a Plus Mesh Wi-Fi Router **Model Number:** M6a Plus
Test Mode: TX Mode **Power Supply:** 120V/60Hz
Condition: Temp:23.1°C;Humi:50.1%;Press:100.3kPa **Test Site:** DDT 3# Chamber
File Path: d:\ts\2022 report data\Q22100908-2E M6A plus\FCC ABOVE 1G 2.4G\18
Memo: 11B 2412 Ant2

Test Graph



Suspected Data List								
NO.	Freq. [MHz]	Reading [dBµV]	Factor [dB]	Level [dBµV/m]	Limit [dBµV/m]	Margin [dB]	Detector	Polarity
1	2365.63	48.32	10.23	58.55	74.00	15.45	PK	Vertical
2	2390.00	46.01	10.28	56.29	74.00	17.71	PK	Vertical

Final Data List								
NO.	Freq. [MHz]	Reading [dBµV]	Factor [dB]	Level [dBµV/m]	Limit [dBµV/m]	Margin [dB]	Detector	Polarity
1	2365.63	36.29	10.23	46.52	54.00	7.48	AV	Vertical
2	2390.00	36.56	10.28	46.84	54.00	7.16	AV	Vertical

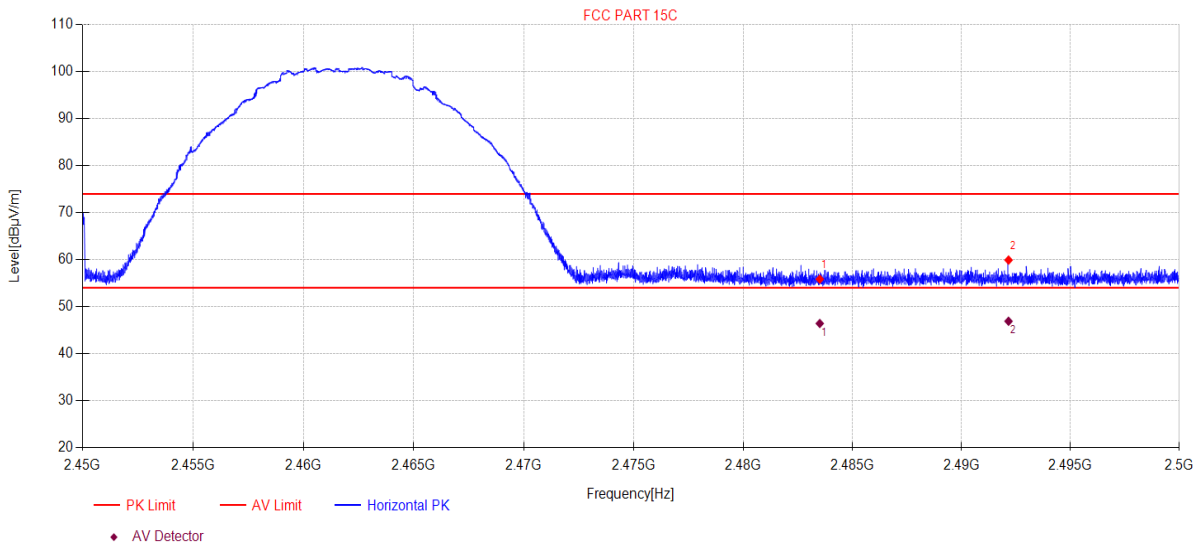
Note:

1. Level = Reading + Factor.
2. If Peak Result complies with AV limit, AV Result is deemed to comply with AV limit.
3. Test setup: RBW: 1 MHz, VBW: 3 MHz, Sweep time: auto.

TR-4-E-009 Radiated Emission Test Result

Test Date: 2022-11-02 **Tested By:** Bairong
EUT: M6a Plus Mesh Wi-Fi Router **Model Number:** M6a Plus
Test Mode: TX Mode **Power Supply:** 120V/60Hz
Condition: Temp:23.1°C;Humi:50.1%;Press:100.3kPa **Test Site:** DDT 3# Chamber
File Path: d:\ts\2022 report data\Q22100908-2E M6A plus\FCC ABOVE 1G 2.4G\19
Memo: 11B 2462 Ant2

Test Graph



Suspected Data List								
NO.	Freq. [MHz]	Reading [dBµV]	Factor [dB]	Level [dBµV/m]	Limit [dBµV/m]	Margin [dB]	Detector	Polarity
1	2483.50	45.30	10.54	55.84	74.00	18.16	PK	Horizontal
2	2492.15	49.33	10.58	59.91	74.00	14.09	PK	Horizontal

Final Data List								
NO.	Freq. [MHz]	Reading [dBµV]	Factor [dB]	Level [dBµV/m]	Limit [dBµV/m]	Margin [dB]	Detector	Polarity
1	2483.50	35.87	10.54	46.41	54.00	7.59	AV	Horizontal
2	2492.15	36.31	10.58	46.89	54.00	7.11	AV	Horizontal

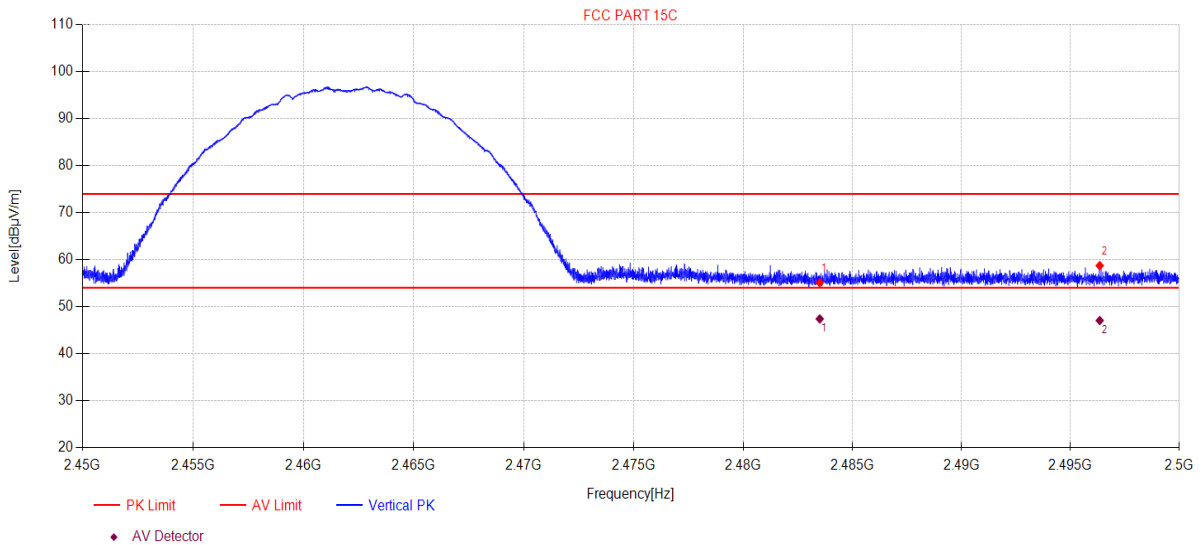
Note:

1. Level = Reading + Factor.
2. If Peak Result complies with AV limit, AV Result is deemed to comply with AV limit.
3. Test setup: RBW: 1 MHz, VBW: 3 MHz, Sweep time: auto.

TR-4-E-009 Radiated Emission Test Result

Test Date: 2022-11-02 **Tested By:** Bairong
EUT: M6a Plus Mesh Wi-Fi Router **Model Number:** M6a Plus
Test Mode: TX Mode **Power Supply:** 120V/60Hz
Condition: Temp:23.1°C;Humi:50.1%;Press:100.3kPa **Test Site:** DDT 3# Chamber
File Path: d:\ts\2022 report data\Q22100908-2E M6A plus\FCC ABOVE 1G 2.4G\20
Memo: 11B 2462 Ant2

Test Graph



Suspected Data List								
NO.	Freq. [MHz]	Reading [dBµV]	Factor [dB]	Level [dBµV/m]	Limit [dBµV/m]	Margin [dB]	Detector	Polarity
1	2483.50	44.55	10.54	55.09	74.00	18.91	PK	Vertical
2	2496.34	48.13	10.60	58.73	74.00	15.27	PK	Vertical

Final Data List								
NO.	Freq. [MHz]	Reading [dBµV]	Factor [dB]	Level [dBµV/m]	Limit [dBµV/m]	Margin [dB]	Detector	Polarity
1	2483.50	36.85	10.54	47.39	54.00	6.61	AV	Vertical
2	2496.34	36.44	10.60	47.04	54.00	6.96	AV	Vertical

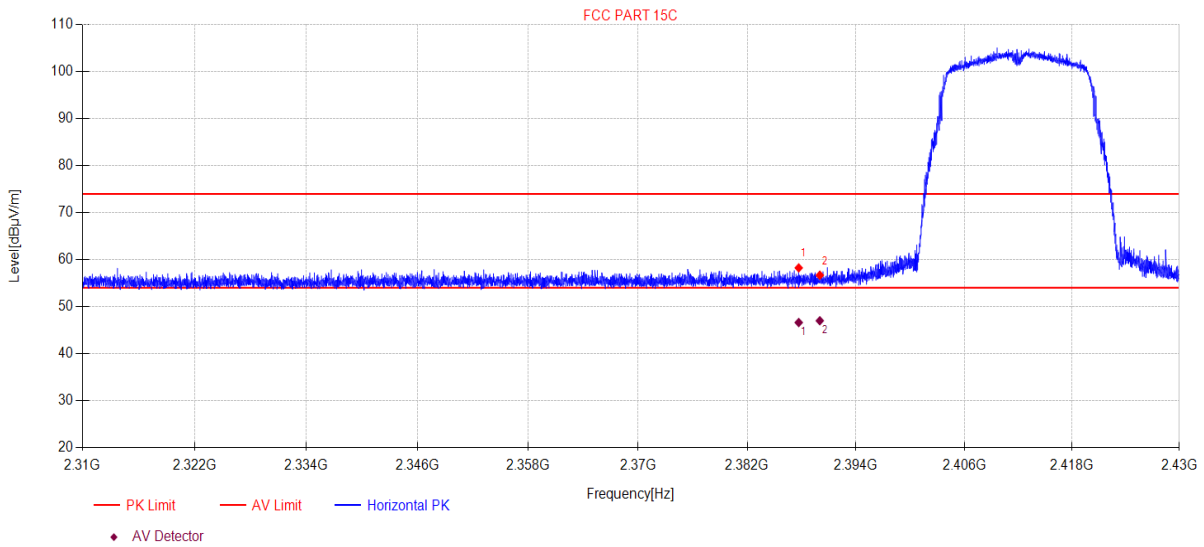
Note:

- Level = Reading + Factor.
- If Peak Result complies with AV limit, AV Result is deemed to comply with AV limit.
- Test setup: RBW: 1 MHz, VBW: 3 MHz, Sweep time: auto.

TR-4-E-009 Radiated Emission Test Result

Test Date: 2022-11-02 **Tested By:** Bairong
EUT: M6a Plus Mesh Wi-Fi Router **Model Number:** M6a Plus
Test Mode: TX Mode **Power Supply:** 120V/60Hz
Condition: Temp:23.1°C;Humi:50.1%;Press:100.3kPa **Test Site:** DDT 3# Chamber
File Path: d:\ts\2022 report data\Q22100908-2E M6A plus\FCC ABOVE 1G 2.4G\21
Memo: 11G 2412 Ant1

Test Graph



Suspected Data List								
NO.	Freq. [MHz]	Reading [dBµV]	Factor [dB]	Level [dBµV/m]	Limit [dBµV/m]	Margin [dB]	Detector	Polarity
1	2387.68	47.97	10.28	58.25	74.00	15.75	PK	Horizontal
2	2390.00	46.41	10.28	56.69	74.00	17.31	PK	Horizontal

Final Data List								
NO.	Freq. [MHz]	Reading [dBµV]	Factor [dB]	Level [dBµV/m]	Limit [dBµV/m]	Margin [dB]	Detector	Polarity
1	2387.68	36.34	10.28	46.62	54.00	7.38	AV	Horizontal
2	2390.00	36.72	10.28	47.00	54.00	7.00	AV	Horizontal

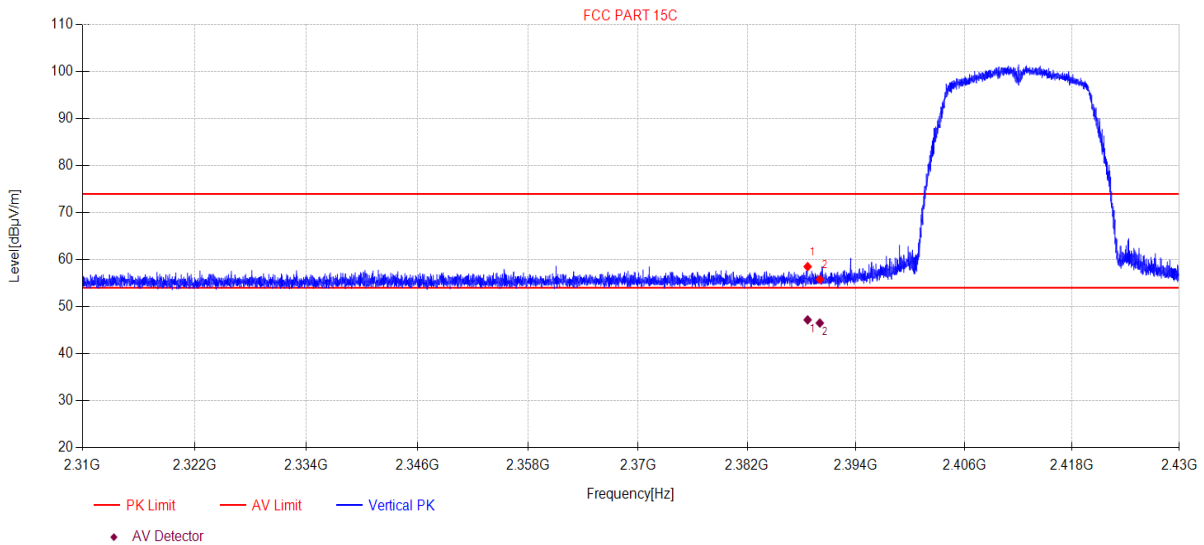
Note:

1. Level = Reading + Factor.
2. If Peak Result complies with AV limit, AV Result is deemed to comply with AV limit.
3. Test setup: RBW: 1 MHz, VBW: 3 MHz, Sweep time: auto.

TR-4-E-009 Radiated Emission Test Result

Test Date: 2022-11-02 **Tested By:** Bairong
EUT: M6a Plus Mesh Wi-Fi Router **Model Number:** M6a Plus
Test Mode: TX Mode **Power Supply:** 120V/60Hz
Condition: Temp:23.1°C;Humi:50.1%;Press:100.3kPa **Test Site:** DDT 3# Chamber
File Path: d:\ts\2022 report data\Q22100908-2E M6A plus\FCC ABOVE 1G 2.4G\22
Memo: 11G 2412 Ant1

Test Graph



Suspected Data List								
NO.	Freq. [MHz]	Reading [dBµV]	Factor [dB]	Level [dBµV/m]	Limit [dBµV/m]	Margin [dB]	Detector	Polarity
1	2388.66	48.24	10.28	58.52	74.00	15.48	PK	Vertical
2	2390.00	45.52	10.28	55.80	74.00	18.20	PK	Vertical

Final Data List								
NO.	Freq. [MHz]	Reading [dBµV]	Factor [dB]	Level [dBµV/m]	Limit [dBµV/m]	Margin [dB]	Detector	Polarity
1	2388.66	36.91	10.28	47.19	54.00	6.81	AV	Vertical
2	2390.00	36.23	10.28	46.51	54.00	7.49	AV	Vertical

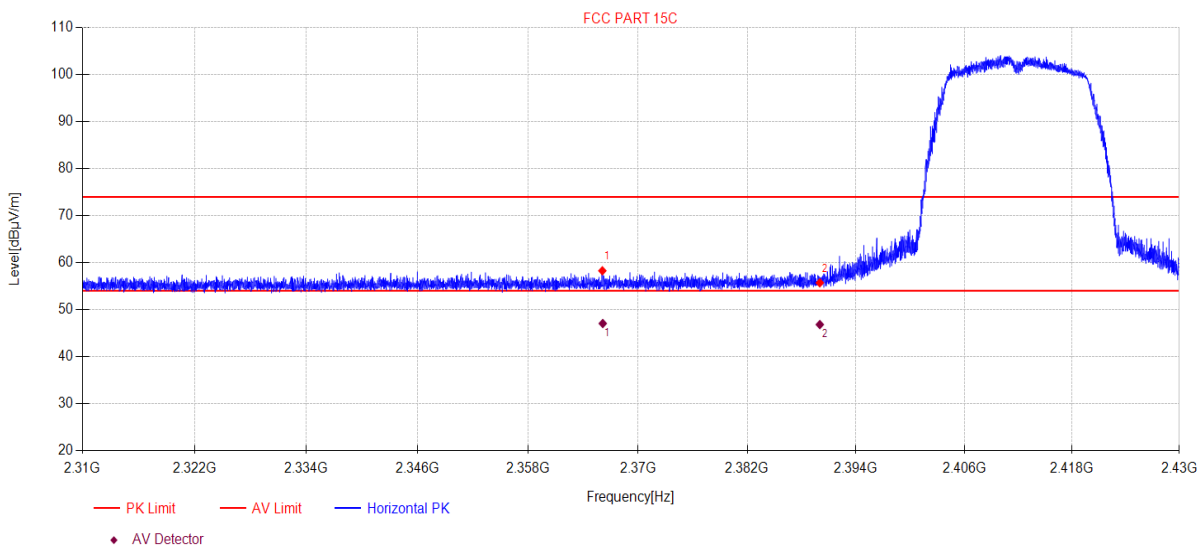
Note:

1. Level = Reading + Factor.
2. If Peak Result complies with AV limit, AV Result is deemed to comply with AV limit.
3. Test setup: RBW: 1 MHz, VBW: 3 MHz, Sweep time: auto.

TR-4-E-009 Radiated Emission Test Result

Test Date: 2022-11-02 **Tested By:** Bairong
EUT: M6a Plus Mesh Wi-Fi Router **Model Number:** M6a Plus
Test Mode: TX Mode **Power Supply:** 120V/60Hz
Condition: Temp:23.1°C;Humi:50.1%;Press:100.3kPa **Test Site:** DDT 3# Chamber
File Path: d:\ts\2022 report data\Q22100908-2E M6A plus\FCC ABOVE 1G 2.4G\23
Memo: 11G 2412 Ant2

Test Graph



Suspected Data List								
NO.	Freq. [MHz]	Reading [dBµV]	Factor [dB]	Level [dBµV/m]	Limit [dBµV/m]	Margin [dB]	Detector	Polarity
1	2366.12	48.04	10.23	58.27	74.00	15.73	PK	Horizontal
2	2390.00	45.43	10.28	55.71	74.00	18.29	PK	Horizontal

Final Data List								
NO.	Freq. [MHz]	Reading [dBµV]	Factor [dB]	Level [dBµV/m]	Limit [dBµV/m]	Margin [dB]	Detector	Polarity
1	2366.17	36.82	10.23	47.05	54.00	6.95	AV	Horizontal
2	2390.00	36.54	10.28	46.82	54.00	7.18	AV	Horizontal

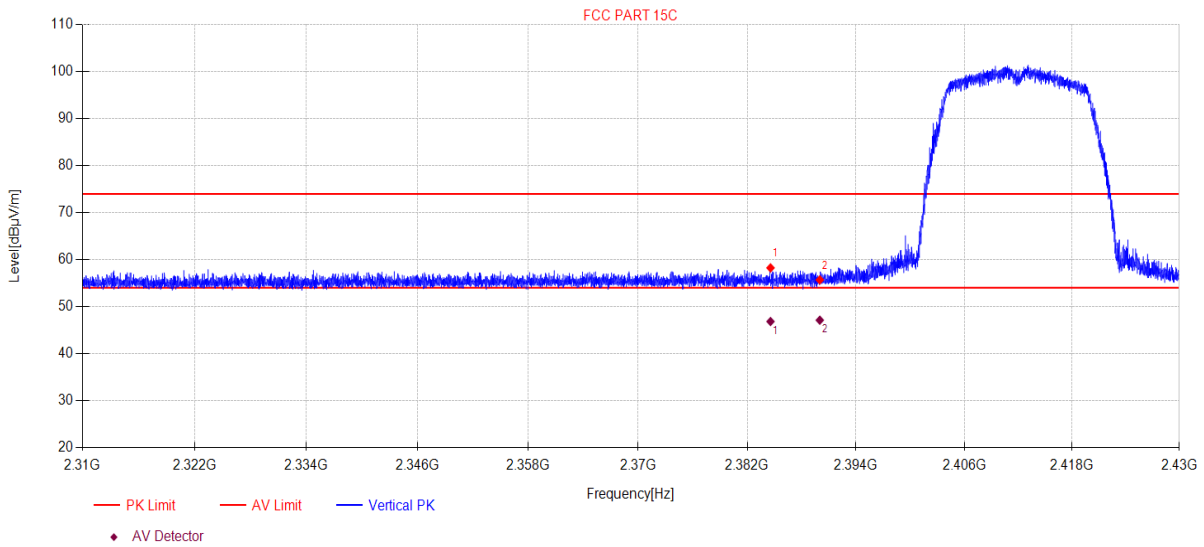
Note:

1. Level = Reading + Factor.
2. If Peak Result complies with AV limit, AV Result is deemed to comply with AV limit.
3. Test setup: RBW: 1 MHz, VBW: 3 MHz, Sweep time: auto.

TR-4-E-009 Radiated Emission Test Result

Test Date: 2022-11-02 **Tested By:** Bairong
EUT: M6a Plus Mesh Wi-Fi Router **Model Number:** M6a Plus
Test Mode: TX Mode **Power Supply:** 120V/60Hz
Condition: Temp:23.1°C;Humi:50.1%;Press:100.3kPa **Test Site:** DDT 3# Chamber
File Path: d:\ts\2022 report data\Q22100908-2E M6A plus\FCC ABOVE 1G 2.4G\24
Memo: 11G 2412 Ant2

Test Graph



Suspected Data List								
NO.	Freq. [MHz]	Reading [dBµV]	Factor [dB]	Level [dBµV/m]	Limit [dBµV/m]	Margin [dB]	Detector	Polarity
1	2384.57	47.98	10.27	58.25	74.00	15.75	PK	Vertical
2	2390.00	45.42	10.28	55.70	74.00	18.30	PK	Vertical

Final Data List								
NO.	Freq. [MHz]	Reading [dBµV]	Factor [dB]	Level [dBµV/m]	Limit [dBµV/m]	Margin [dB]	Detector	Polarity
1	2384.57	36.57	10.27	46.84	54.00	7.16	AV	Vertical
2	2390.00	36.84	10.28	47.12	54.00	6.88	AV	Vertical

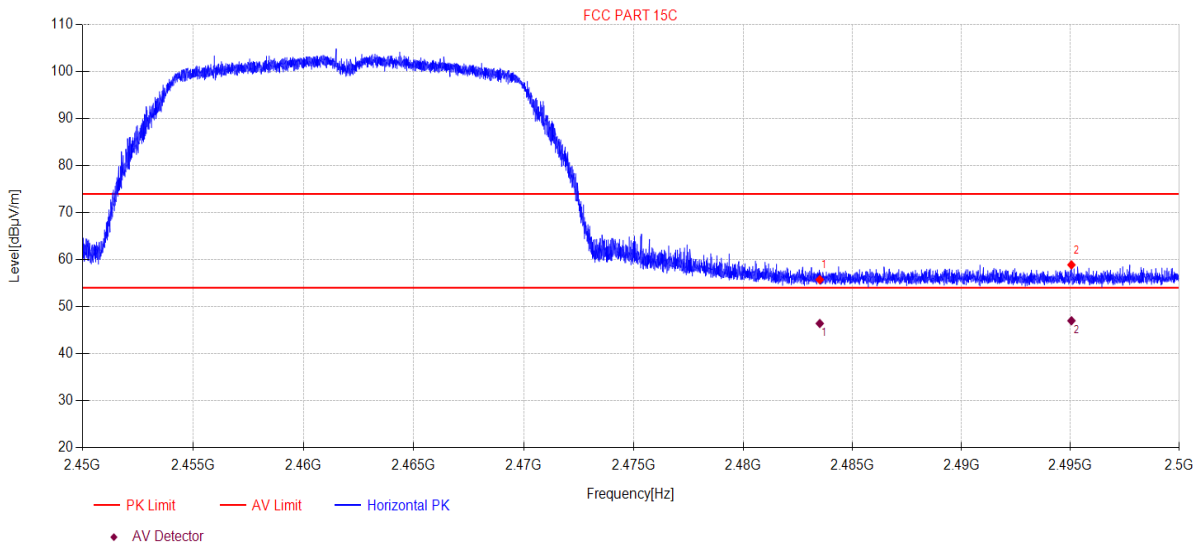
Note:

1. Level = Reading + Factor.
2. If Peak Result complies with AV limit, AV Result is deemed to comply with AV limit.
3. Test setup: RBW: 1 MHz, VBW: 3 MHz, Sweep time: auto.

TR-4-E-009 Radiated Emission Test Result

Test Date: 2022-11-02 **Tested By:** Bairong
EUT: M6a Plus Mesh Wi-Fi Router **Model Number:** M6a Plus
Test Mode: TX Mode **Power Supply:** 120V/60Hz
Condition: Temp:23.1°C;Humi:50.1%;Press:100.3kPa **Test Site:** DDT 3# Chamber
File Path: d:\ts\2022 report data\Q22100908-2E M6A plus\FCC ABOVE 1G 2.4G\25
Memo: 11G 2462 Ant1

Test Graph



Suspected Data List								
NO.	Freq. [MHz]	Reading [dBµV]	Factor [dB]	Level [dBµV/m]	Limit [dBµV/m]	Margin [dB]	Detector	Polarity
1	2483.50	45.20	10.54	55.74	74.00	18.26	PK	Horizontal
2	2495.04	48.30	10.59	58.89	74.00	15.11	PK	Horizontal

Final Data List								
NO.	Freq. [MHz]	Reading [dBµV]	Factor [dB]	Level [dBµV/m]	Limit [dBµV/m]	Margin [dB]	Detector	Polarity
1	2483.50	35.87	10.54	46.41	54.00	7.59	AV	Horizontal
2	2495.04	36.41	10.59	47.00	54.00	7.00	AV	Horizontal

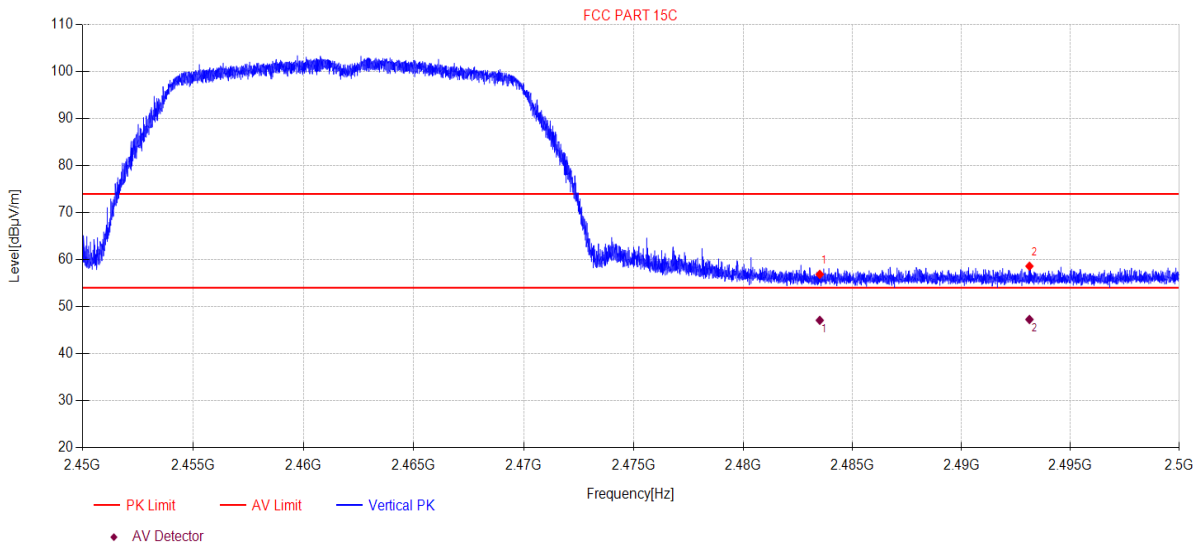
Note:

1. Level = Reading + Factor.
2. If Peak Result complies with AV limit, AV Result is deemed to comply with AV limit.
3. Test setup: RBW: 1 MHz, VBW: 3 MHz, Sweep time: auto.

TR-4-E-009 Radiated Emission Test Result

Test Date: 2022-11-02 **Tested By:** Bairong
EUT: M6a Plus Mesh Wi-Fi Router **Model Number:** M6a Plus
Test Mode: TX Mode **Power Supply:** 120V/60Hz
Condition: Temp:23.1°C;Humi:50.1%;Press:100.3kPa **Test Site:** DDT 3# Chamber
File Path: d:\ts\2022 report data\Q22100908-2E M6A plus\FCC ABOVE 1G 2.4G\26
Memo: 11G 2462 Ant1

Test Graph



Suspected Data List								
NO.	Freq. [MHz]	Reading [dBµV]	Factor [dB]	Level [dBµV/m]	Limit [dBµV/m]	Margin [dB]	Detector	Polarity
1	2483.50	46.33	10.54	56.87	74.00	17.13	PK	Vertical
2	2493.11	48.03	10.58	58.61	74.00	15.39	PK	Vertical

Final Data List								
NO.	Freq. [MHz]	Reading [dBµV]	Factor [dB]	Level [dBµV/m]	Limit [dBµV/m]	Margin [dB]	Detector	Polarity
1	2483.50	36.55	10.54	47.09	54.00	6.91	AV	Vertical
2	2493.11	36.69	10.58	47.27	54.00	6.73	AV	Vertical

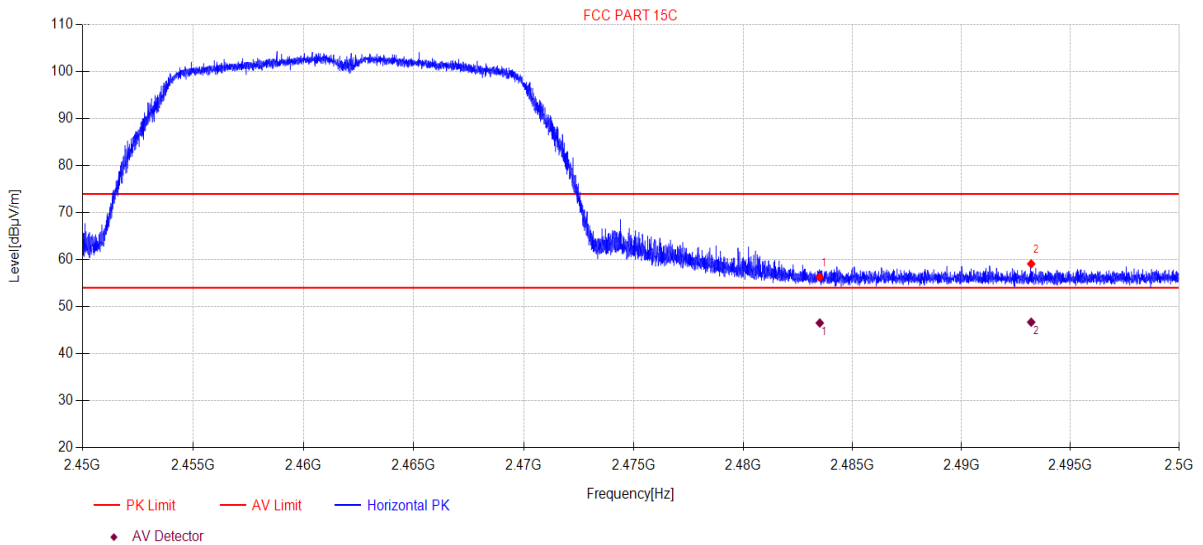
Note:

- Level = Reading + Factor.
- If Peak Result complies with AV limit, AV Result is deemed to comply with AV limit.
- Test setup: RBW: 1 MHz, VBW: 3 MHz, Sweep time: auto.

TR-4-E-009 Radiated Emission Test Result

Test Date: 2022-11-02 **Tested By:** Bairong
EUT: M6a Plus Mesh Wi-Fi Router **Model Number:** M6a Plus
Test Mode: TX Mode **Power Supply:** 120V/60Hz
Condition: Temp:23.1°C;Humi:50.1%;Press:100.3kPa **Test Site:** DDT 3# Chamber
File Path: d:\ts\2022 report data\Q22100908-2E M6A plus\FCC ABOVE 1G 2.4G\27
Memo: 11G 2462 Ant2

Test Graph



Suspected Data List								
NO.	Freq. [MHz]	Reading [dBµV]	Factor [dB]	Level [dBµV/m]	Limit [dBµV/m]	Margin [dB]	Detector	Polarity
1	2483.50	45.74	10.54	56.28	74.00	17.72	PK	Horizontal
2	2493.19	48.52	10.58	59.10	74.00	14.90	PK	Horizontal

Final Data List								
NO.	Freq. [MHz]	Reading [dBµV]	Factor [dB]	Level [dBµV/m]	Limit [dBµV/m]	Margin [dB]	Detector	Polarity
1	2483.50	35.98	10.54	46.52	54.00	7.48	AV	Horizontal
2	2493.19	36.11	10.58	46.69	54.00	7.31	AV	Horizontal

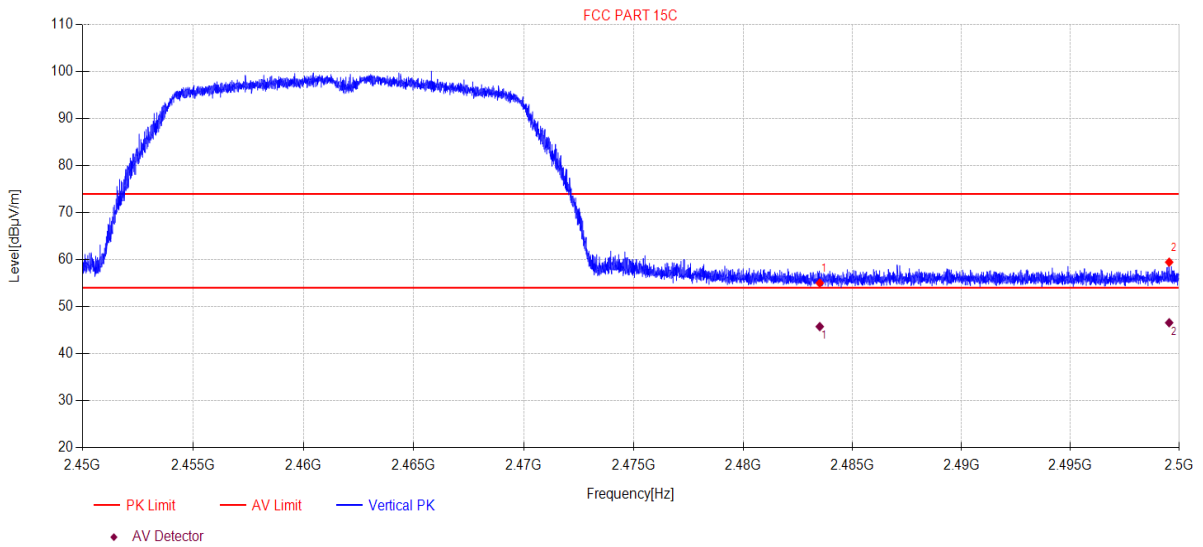
Note:

1. Level = Reading + Factor.
2. If Peak Result complies with AV limit, AV Result is deemed to comply with AV limit.
3. Test setup: RBW: 1 MHz, VBW: 3 MHz, Sweep time: auto.

TR-4-E-009 Radiated Emission Test Result

Test Date: 2022-11-02 **Tested By:** Bairong
EUT: M6a Plus Mesh Wi-Fi Router **Model Number:** M6a Plus
Test Mode: TX Mode **Power Supply:** 120V/60Hz
Condition: Temp:23.1°C;Humi:50.1%;Press:100.3kPa **Test Site:** DDT 3# Chamber
File Path: d:\ts\2022 report data\Q22100908-2E M6A plus\FCC ABOVE 1G 2.4G\28
Memo: 11G 2462 Ant2

Test Graph



Suspected Data List								
NO.	Freq. [MHz]	Reading [dBµV]	Factor [dB]	Level [dBµV/m]	Limit [dBµV/m]	Margin [dB]	Detector	Polarity
1	2483.50	44.48	10.54	55.02	74.00	18.98	PK	Vertical
2	2499.54	48.85	10.61	59.46	74.00	14.54	PK	Vertical

Final Data List								
NO.	Freq. [MHz]	Reading [dBµV]	Factor [dB]	Level [dBµV/m]	Limit [dBµV/m]	Margin [dB]	Detector	Polarity
1	2483.50	35.21	10.54	45.75	54.00	8.25	AV	Vertical
2	2499.54	35.97	10.61	46.58	54.00	7.42	AV	Vertical

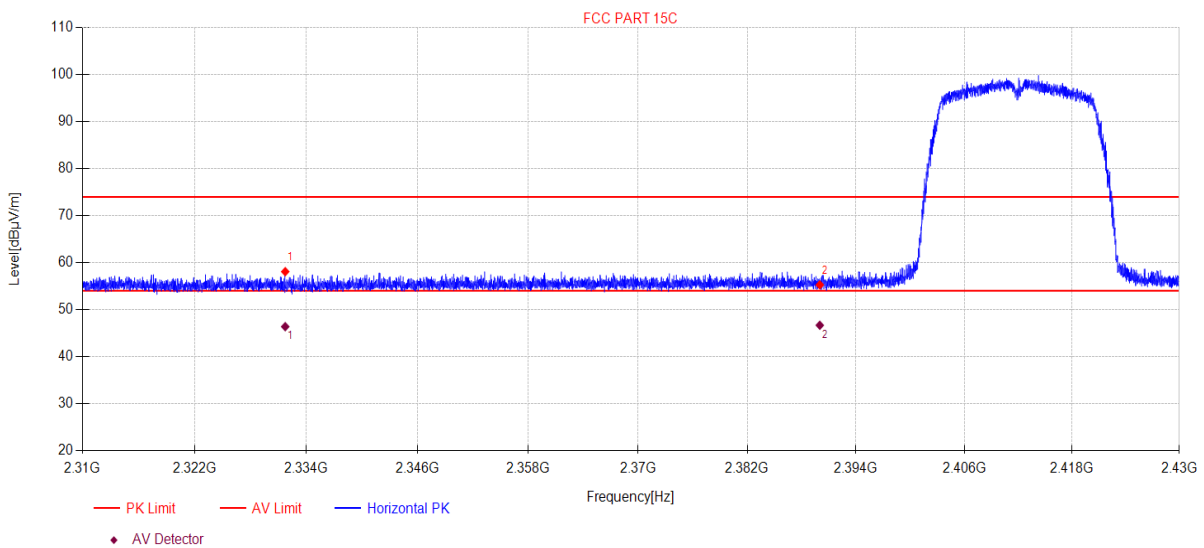
Note:

1. Level = Reading + Factor.
2. If Peak Result complies with AV limit, AV Result is deemed to comply with AV limit.
3. Test setup: RBW: 1 MHz, VBW: 3 MHz, Sweep time: auto.

TR-4-E-009 Radiated Emission Test Result

Test Date: 2022-11-02 **Tested By:** Bairong
EUT: M6a Plus Mesh Wi-Fi Router **Model Number:** M6a Plus
Test Mode: TX Mode **Power Supply:** 120V/60Hz
Condition: Temp:23.1°C;Humi:50.1%;Press:100.3kPa **Test Site:** DDT 3# Chamber
File Path: d:\ts\2022 report data\Q22100908-2E M6A plus\FCC ABOVE 1G 2.4G\29
Memo: 11n20 2412

Test Graph



Suspected Data List								
NO.	Freq. [MHz]	Reading [dBµV]	Factor [dB]	Level [dBµV/m]	Limit [dBµV/m]	Margin [dB]	Detector	Polarity
1	2331.73	47.93	10.16	58.09	74.00	15.91	PK	Horizontal
2	2390.00	44.99	10.28	55.27	74.00	18.73	PK	Horizontal

Final Data List								
NO.	Freq. [MHz]	Reading [dBµV]	Factor [dB]	Level [dBµV/m]	Limit [dBµV/m]	Margin [dB]	Detector	Polarity
1	2331.73	36.22	10.16	46.38	54.00	7.62	AV	Horizontal
2	2390.00	36.39	10.28	46.67	54.00	7.33	AV	Horizontal

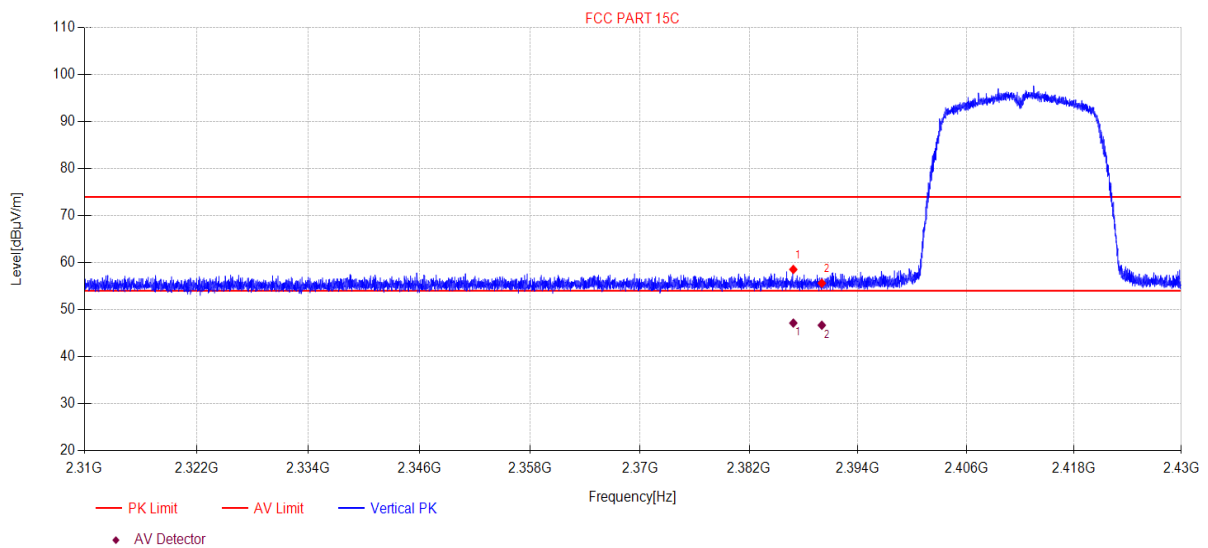
Note:

1. Level = Reading + Factor.
2. If Peak Result complies with AV limit, AV Result is deemed to comply with AV limit.
3. Test setup: RBW: 1 MHz, VBW: 3 MHz, Sweep time: auto.

TR-4-E-009 Radiated Emission Test Result

Test Date: 2022-11-02 **Tested By:** Bairong
EUT: M6a Plus Mesh Wi-Fi Router **Model Number:** M6a Plus
Test Mode: TX Mode **Power Supply:** 120V/60Hz
Condition: Temp:23.1°C;Humi:50.1%;Press:100.3kPa **Test Site:** DDT 3# Chamber
File Path: d:\ts\2022 report data\Q22100908-2E M6A plus\FCC ABOVE 1G 2.4G\30
Memo: 11n20 2412

Test Graph



Suspected Data List								
NO.	Freq. [MHz]	Reading [dBµV]	Factor [dB]	Level [dBµV/m]	Limit [dBµV/m]	Margin [dB]	Detector	Polarity
1	2386.86	48.29	10.27	58.56	74.00	15.44	PK	Vertical
2	2390.00	45.35	10.28	55.63	74.00	18.37	PK	Vertical

Final Data List								
NO.	Freq. [MHz]	Reading [dBµV]	Factor [dB]	Level [dBµV/m]	Limit [dBµV/m]	Margin [dB]	Detector	Polarity
1	2386.86	36.87	10.27	47.14	54.00	6.86	AV	Vertical
2	2390.00	36.40	10.28	46.68	54.00	7.32	AV	Vertical

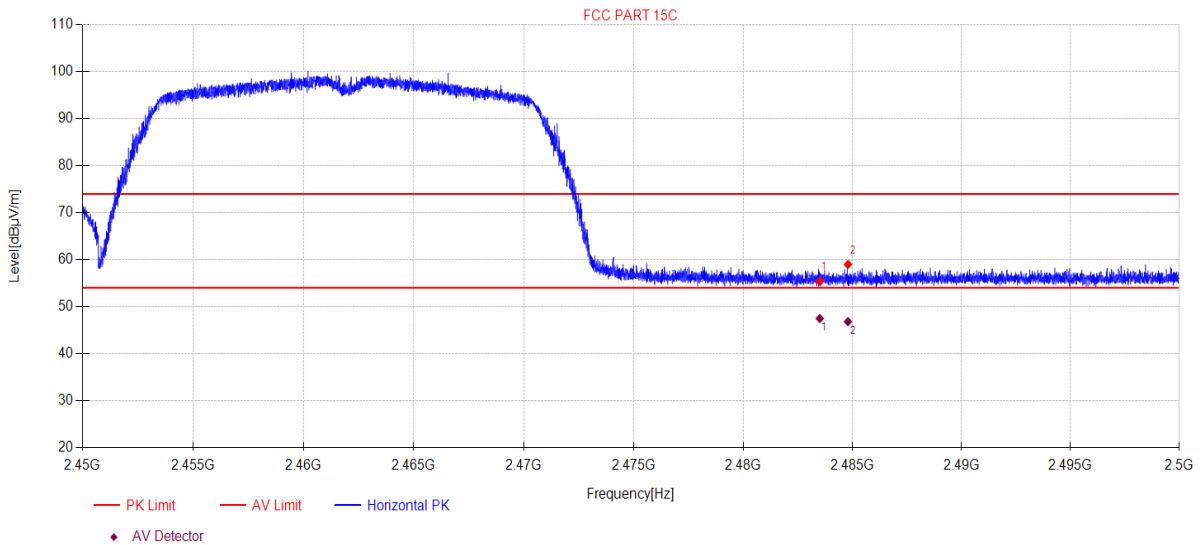
Note:

1. Level = Reading + Factor.
2. If Peak Result complies with AV limit, AV Result is deemed to comply with AV limit.
3. Test setup: RBW: 1 MHz, VBW: 3 MHz, Sweep time: auto.

TR-4-E-009 Radiated Emission Test Result

Test Date: 2022-11-02 **Tested By:** Bairong
EUT: M6a Plus Mesh Wi-Fi Router **Model Number:** M6a Plus
Test Mode: TX Mode **Power Supply:** 120V/60Hz
Condition: Temp:23.1°C;Humi:50.1%;Press:100.3kPa **Test Site:** DDT 3# Chamber
File Path: d:\ts\2022 report data\Q22100908-2E M6A plus\FCC ABOVE 1G 2.4G\31
Memo: 11n20 2462

Test Graph



Suspected Data List								
NO.	Freq. [MHz]	Reading [dBµV]	Factor [dB]	Level [dBµV/m]	Limit [dBµV/m]	Margin [dB]	Detector	Polarity
1	2483.50	44.88	10.54	55.42	74.00	18.58	PK	Horizontal
2	2484.79	48.43	10.55	58.98	74.00	15.02	PK	Horizontal

Final Data List								
NO.	Freq. [MHz]	Reading [dBµV]	Factor [dB]	Level [dBµV/m]	Limit [dBµV/m]	Margin [dB]	Detector	Polarity
1	2483.50	36.93	10.54	47.47	54.00	6.53	AV	Horizontal
2	2484.79	36.26	10.55	46.81	54.00	7.19	AV	Horizontal

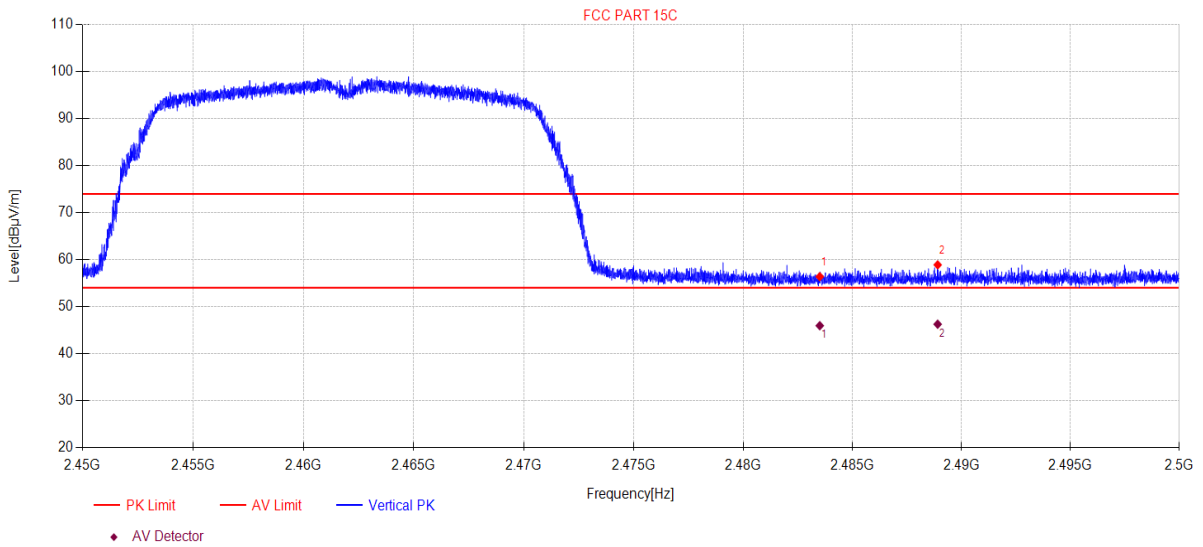
Note:

1. Level = Reading + Factor.
2. If Peak Result complies with AV limit, AV Result is deemed to comply with AV limit.
3. Test setup: RBW: 1 MHz, VBW: 3 MHz, Sweep time: auto.

TR-4-E-009 Radiated Emission Test Result

Test Date: 2022-11-02 **Tested By:** Bairong
EUT: M6a Plus Mesh Wi-Fi Router **Model Number:** M6a Plus
Test Mode: TX Mode **Power Supply:** 120V/60Hz
Condition: Temp:23.1°C;Humi:50.1%;Press:100.3kPa **Test Site:** DDT 3# Chamber
File Path: d:\ts\2022 report data\Q22100908-2E M6A plus\FCC ABOVE 1G 2.4G\32
Memo: 11n20 2462

Test Graph



Suspected Data List								
NO.	Freq. [MHz]	Reading [dBµV]	Factor [dB]	Level [dBµV/m]	Limit [dBµV/m]	Margin [dB]	Detector	Polarity
1	2483.50	45.85	10.54	56.39	74.00	17.61	PK	Vertical
2	2488.90	48.32	10.57	58.89	74.00	15.11	PK	Vertical

Final Data List								
NO.	Freq. [MHz]	Reading [dBµV]	Factor [dB]	Level [dBµV/m]	Limit [dBµV/m]	Margin [dB]	Detector	Polarity
1	2483.50	35.41	10.54	45.95	54.00	8.05	AV	Vertical
2	2488.90	35.69	10.57	46.26	54.00	7.74	AV	Vertical

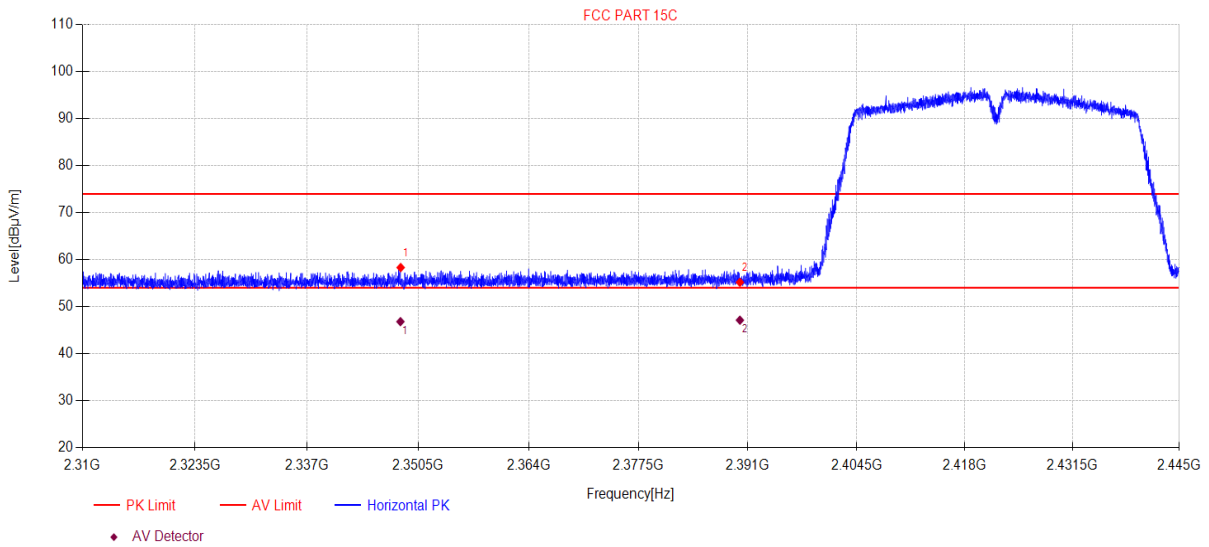
Note:

- Level = Reading + Factor.
- If Peak Result complies with AV limit, AV Result is deemed to comply with AV limit.
- Test setup: RBW: 1 MHz, VBW: 3 MHz, Sweep time: auto.

TR-4-E-009 Radiated Emission Test Result

Test Date: 2022-11-02 **Tested By:** Bairong
EUT: M6a Plus Mesh Wi-Fi Router **Model Number:** M6a Plus
Test Mode: TX Mode **Power Supply:** 120V/60Hz
Condition: Temp:23.1°C;Humi:50.1%;Press:100.3kPa **Test Site:** DDT 3# Chamber
File Path: d:\ts\2022 report data\Q22100908-2E M6A plus\FCC ABOVE 1G 2.4G\33
Memo: 11n40 2422

Test Graph



Suspected Data List								
NO.	Freq. [MHz]	Reading [dBµV]	Factor [dB]	Level [dBµV/m]	Limit [dBµV/m]	Margin [dB]	Detector	Polarity
1	2348.38	48.12	10.20	58.32	74.00	15.68	PK	Horizontal
2	2390.00	44.89	10.28	55.17	74.00	18.83	PK	Horizontal

Final Data List								
NO.	Freq. [MHz]	Reading [dBµV]	Factor [dB]	Level [dBµV/m]	Limit [dBµV/m]	Margin [dB]	Detector	Polarity
1	2348.35	36.61	10.20	46.81	54.00	7.19	AV	Horizontal
2	2390.00	36.84	10.28	47.12	54.00	6.88	AV	Horizontal

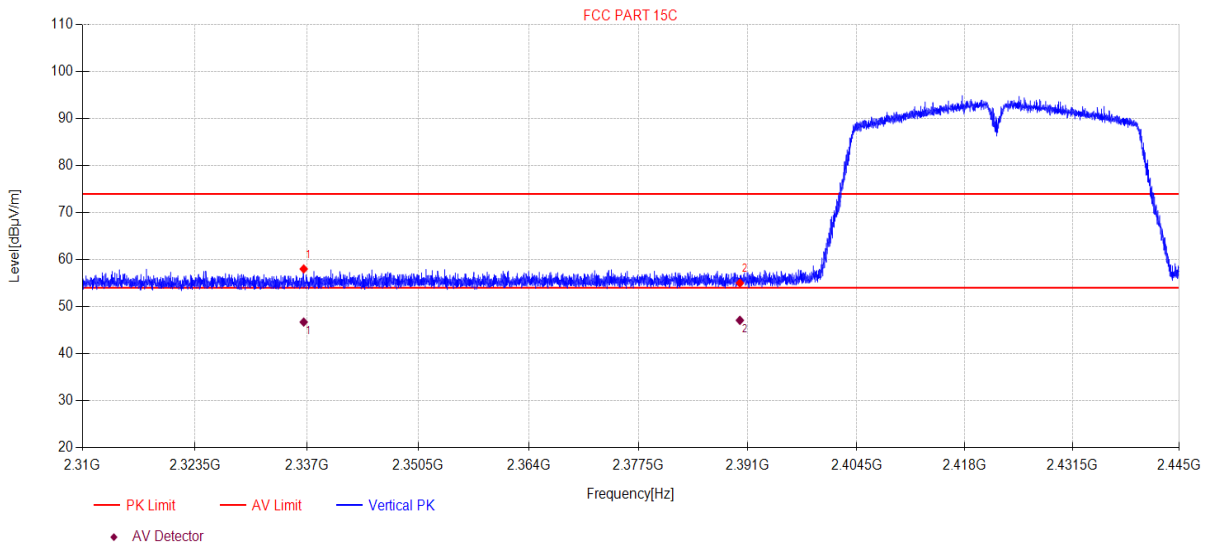
Note:

1. Level = Reading + Factor.
2. If Peak Result complies with AV limit, AV Result is deemed to comply with AV limit.
3. Test setup: RBW: 1 MHz, VBW: 3 MHz, Sweep time: auto.

TR-4-E-009 Radiated Emission Test Result

Test Date: 2022-11-02 **Tested By:** Bairong
EUT: M6a Plus Mesh Wi-Fi Router **Model Number:** M6a Plus
Test Mode: TX Mode **Power Supply:** 120V/60Hz
Condition: Temp:23.1°C;Humi:50.1%;Press:100.3kPa **Test Site:** DDT 3# Chamber
File Path: d:\ts\2022 report data\Q22100908-2E M6A plus\FCC ABOVE 1G 2.4G\34
Memo: 11n40 2422

Test Graph



Suspected Data List								
NO.	Freq. [MHz]	Reading [dBµV]	Factor [dB]	Level [dBµV/m]	Limit [dBµV/m]	Margin [dB]	Detector	Polarity
1	2336.62	47.85	10.17	58.02	74.00	15.98	PK	Vertical
2	2390.00	44.73	10.28	55.01	74.00	18.99	PK	Vertical

Final Data List								
NO.	Freq. [MHz]	Reading [dBµV]	Factor [dB]	Level [dBµV/m]	Limit [dBµV/m]	Margin [dB]	Detector	Polarity
1	2336.62	36.54	10.17	46.71	54.00	7.29	AV	Vertical
2	2390.00	36.81	10.28	47.09	54.00	6.91	AV	Vertical

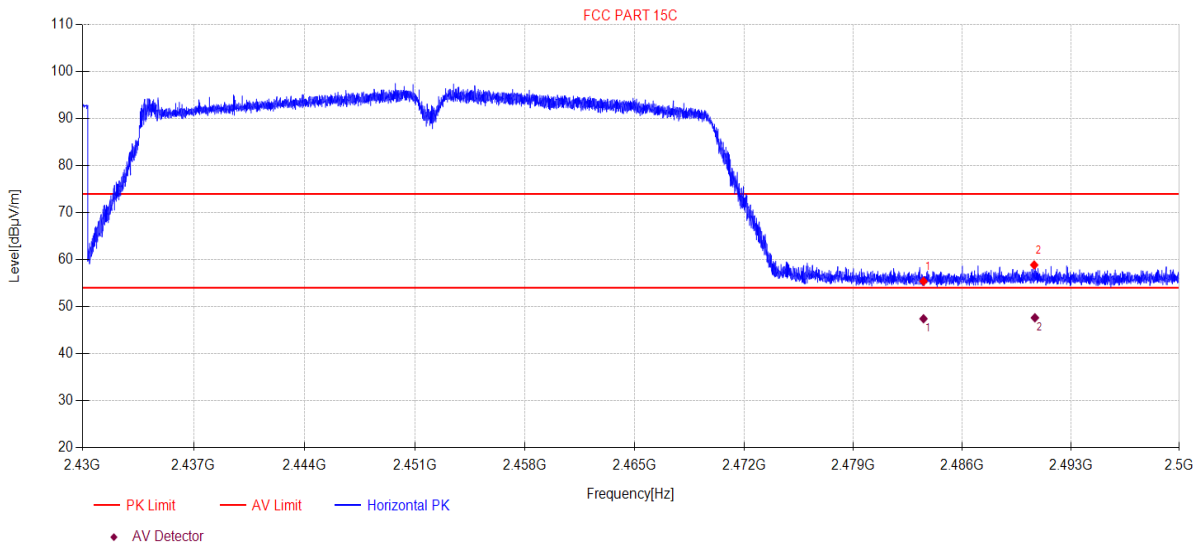
Note:

1. Level = Reading + Factor.
2. If Peak Result complies with AV limit, AV Result is deemed to comply with AV limit.
3. Test setup: RBW: 1 MHz, VBW: 3 MHz, Sweep time: auto.

TR-4-E-009 Radiated Emission Test Result

Test Date: 2022-11-02 **Tested By:** Bairong
EUT: M6a Plus Mesh Wi-Fi Router **Model Number:** M6a Plus
Test Mode: TX Mode **Power Supply:** 120V/60Hz
Condition: Temp:23.1°C;Humi:50.1%;Press:100.3kPa **Test Site:** DDT 3# Chamber
File Path: d:\ts\2022 report data\Q22100908-2E M6A plus\FCC ABOVE 1G 2.4G\35
Memo: 11n40 2452

Test Graph



Suspected Data List								
NO.	Freq. [MHz]	Reading [dBµV]	Factor [dB]	Level [dBµV/m]	Limit [dBµV/m]	Margin [dB]	Detector	Polarity
1	2483.50	44.86	10.54	55.40	74.00	18.60	PK	Horizontal
2	2490.63	48.30	10.57	58.87	74.00	15.13	PK	Horizontal

Final Data List								
NO.	Freq. [MHz]	Reading [dBµV]	Factor [dB]	Level [dBµV/m]	Limit [dBµV/m]	Margin [dB]	Detector	Polarity
1	2483.50	36.89	10.54	47.43	54.00	6.57	AV	Horizontal
2	2490.67	37.06	10.57	47.63	54.00	6.37	AV	Horizontal

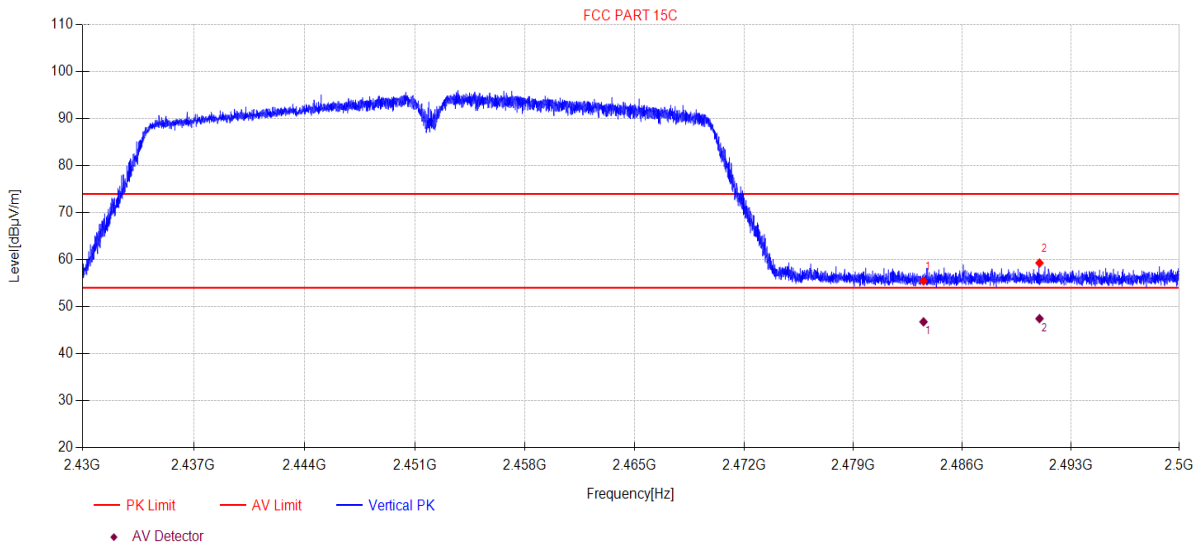
Note:

1. Level = Reading + Factor.
2. If Peak Result complies with AV limit, AV Result is deemed to comply with AV limit.
3. Test setup: RBW: 1 MHz, VBW: 3 MHz, Sweep time: auto.

TR-4-E-009 Radiated Emission Test Result

Test Date: 2022-11-02 **Tested By:** Bairong
EUT: M6a Plus Mesh Wi-Fi Router **Model Number:** M6a Plus
Test Mode: TX Mode **Power Supply:** 120V/60Hz
Condition: Temp:23.1°C;Humi:50.1%;Press:100.3kPa **Test Site:** DDT 3# Chamber
File Path: d:\ts\2022 report data\Q22100908-2E M6A plus\FCC ABOVE 1G 2.4G\36
Memo: 11n40 2452

Test Graph



Suspected Data List								
NO.	Freq. [MHz]	Reading [dBµV]	Factor [dB]	Level [dBµV/m]	Limit [dBµV/m]	Margin [dB]	Detector	Polarity
1	2483.50	44.93	10.54	55.47	74.00	18.53	PK	Vertical
2	2490.97	48.72	10.57	59.29	74.00	14.71	PK	Vertical

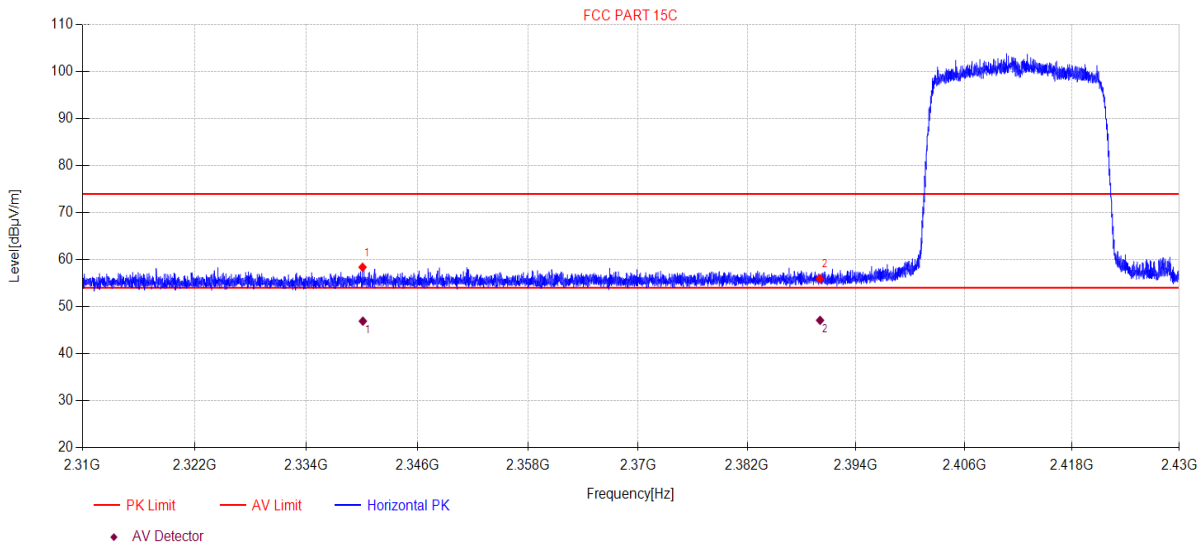
Final Data List								
NO.	Freq. [MHz]	Reading [dBµV]	Factor [dB]	Level [dBµV/m]	Limit [dBµV/m]	Margin [dB]	Detector	Polarity
1	2483.50	36.22	10.54	46.76	54.00	7.24	AV	Vertical
2	2490.97	36.87	10.57	47.44	54.00	6.56	AV	Vertical

- Note:
1. Level = Reading + Factor.
 2. If Peak Result complies with AV limit, AV Result is deemed to comply with AV limit.
 3. Test setup: RBW: 1 MHz, VBW: 3 MHz, Sweep time: auto.

TR-4-E-009 Radiated Emission Test Result

Test Date: 2022-11-02 **Tested By:** Bairong
EUT: M6a Plus Mesh Wi-Fi Router **Model Number:** M6a Plus
Test Mode: TX Mode **Power Supply:** 120V/60Hz
Condition: Temp:23.1°C;Humi:50.1%;Press:100.3kPa **Test Site:** DDT 3# Chamber
File Path: d:\ts\2022 report data\Q22100908-2E M6A plus\FCC ABOVE 1G 2.4G\37
Memo: 11AX20 2412

Test Graph



Suspected Data List								
NO.	Freq. [MHz]	Reading [dBµV]	Factor [dB]	Level [dBµV/m]	Limit [dBµV/m]	Margin [dB]	Detector	Polarity
1	2340.07	48.22	10.18	58.40	74.00	15.60	PK	Horizontal
2	2390.00	45.69	10.28	55.97	74.00	18.03	PK	Horizontal

Final Data List								
NO.	Freq. [MHz]	Reading [dBµV]	Factor [dB]	Level [dBµV/m]	Limit [dBµV/m]	Margin [dB]	Detector	Polarity
1	2340.10	36.73	10.18	46.91	54.00	7.09	AV	Horizontal
2	2390.03	36.81	10.28	47.09	54.00	6.91	AV	Horizontal

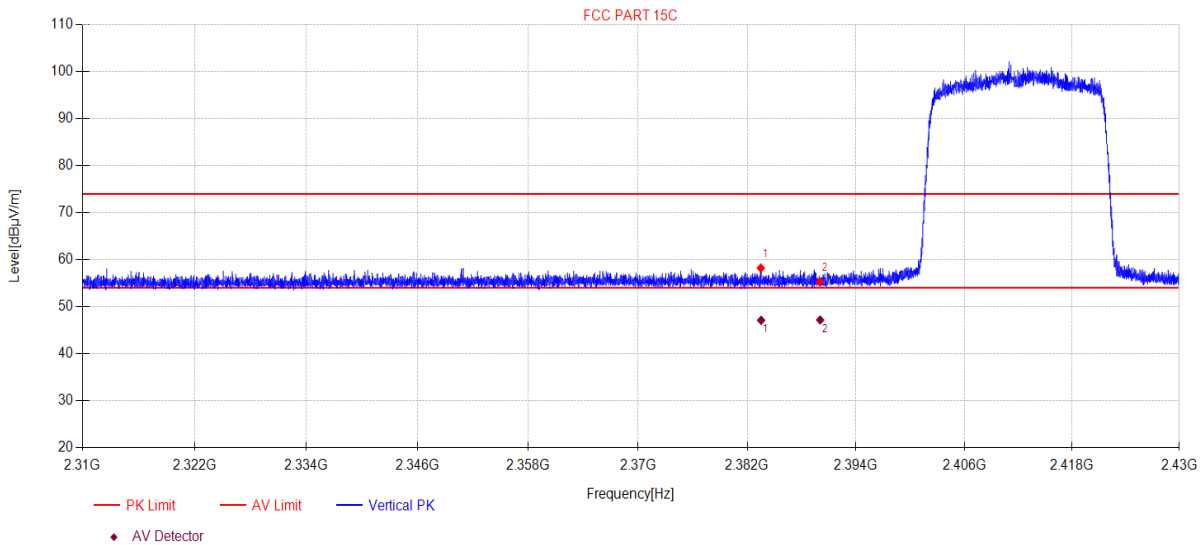
Note:

- Level = Reading + Factor.
- If Peak Result complies with AV limit, AV Result is deemed to comply with AV limit.
- Test setup: RBW: 1 MHz, VBW: 3 MHz, Sweep time: auto.

TR-4-E-009 Radiated Emission Test Result

Test Date: 2022-11-02 **Tested By:** Bairong
EUT: M6a Plus Mesh Wi-Fi Router **Model Number:** M6a Plus
Test Mode: TX Mode **Power Supply:** 120V/60Hz
Condition: Temp:23.1°C;Humi:50.1%;Press:100.3kPa **Test Site:** DDT 3# Chamber
File Path: d:\ts\2022 report data\Q22100908-2E M6A plus\FCC ABOVE 1G 2.4G\38
Memo: 11AX20 2412

Test Graph



Suspected Data List								
NO.	Freq. [MHz]	Reading [dBµV]	Factor [dB]	Level [dBµV/m]	Limit [dBµV/m]	Margin [dB]	Detector	Polarity
1	2383.50	47.94	10.27	58.21	74.00	15.79	PK	Vertical
2	2390.00	44.99	10.28	55.27	74.00	18.73	PK	Vertical

Final Data List								
NO.	Freq. [MHz]	Reading [dBµV]	Factor [dB]	Level [dBµV/m]	Limit [dBµV/m]	Margin [dB]	Detector	Polarity
1	2383.53	36.82	10.27	47.09	54.00	6.91	AV	Vertical
2	2390.04	36.89	10.28	47.17	54.00	6.83	AV	Vertical

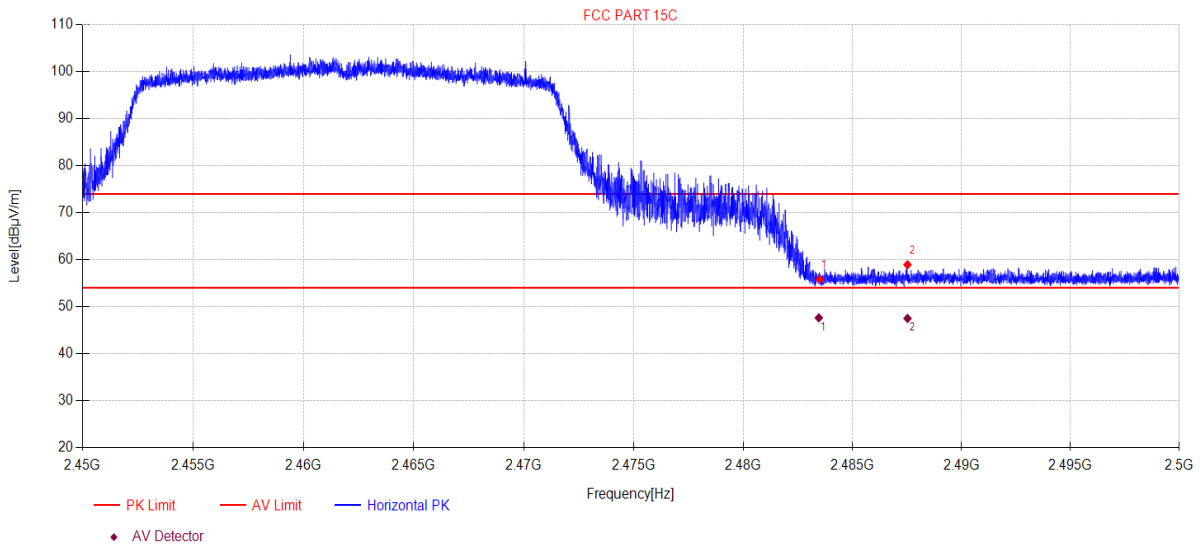
Note:

1. Level = Reading + Factor.
2. If Peak Result complies with AV limit, AV Result is deemed to comply with AV limit.
3. Test setup: RBW: 1 MHz, VBW: 3 MHz, Sweep time: auto.

TR-4-E-009 Radiated Emission Test Result

Test Date: 2022-11-02 **Tested By:** Bairong
EUT: M6a Plus Mesh Wi-Fi Router **Model Number:** M6a Plus
Test Mode: TX Mode **Power Supply:** 120V/60Hz
Condition: Temp:23.1°C;Humi:50.1%;Press:100.3kPa **Test Site:** DDT 3# Chamber
File Path: d:\ts\2022 report data\Q22100908-2E M6A plus\FCC ABOVE 1G 2.4G\39
Memo: 11AX20 2462

Test Graph



Suspected Data List								
NO.	Freq. [MHz]	Reading [dBµV]	Factor [dB]	Level [dBµV/m]	Limit [dBµV/m]	Margin [dB]	Detector	Polarity
1	2483.50	45.28	10.54	55.82	74.00	18.18	PK	Horizontal
2	2487.52	48.36	10.56	58.92	74.00	15.08	PK	Horizontal

Final Data List								
NO.	Freq. [MHz]	Reading [dBµV]	Factor [dB]	Level [dBµV/m]	Limit [dBµV/m]	Margin [dB]	Detector	Polarity
1	2483.46	37.06	10.55	47.61	54.00	6.39	AV	Horizontal
2	2487.52	36.93	10.56	47.49	54.00	6.51	AV	Horizontal

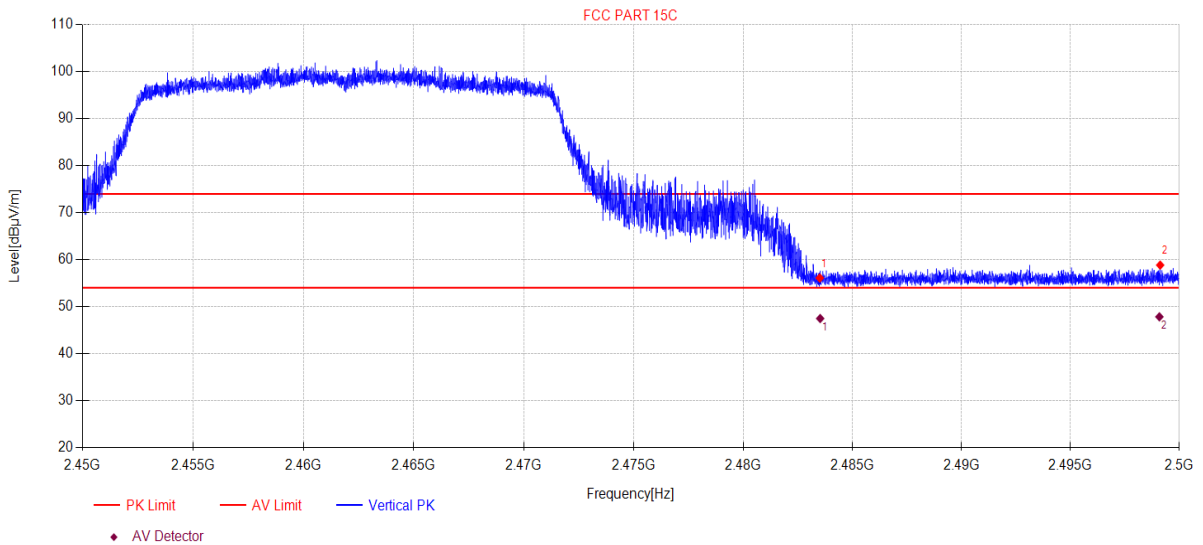
Note:

1. Level = Reading + Factor.
2. If Peak Result complies with AV limit, AV Result is deemed to comply with AV limit.
3. Test setup: RBW: 1 MHz, VBW: 3 MHz, Sweep time: auto.

TR-4-E-009 Radiated Emission Test Result

Test Date: 2022-11-02 **Tested By:** Bairong
EUT: M6a Plus Mesh Wi-Fi Router **Model Number:** M6a Plus
Test Mode: TX Mode **Power Supply:** 120V/60Hz
Condition: Temp:23.1°C;Humi:50.1%;Press:100.3kPa **Test Site:** DDT 3# Chamber
File Path: d:\ts\2022 report data\Q22100908-2E M6A plus\FCC ABOVE 1G 2.4G\40
Memo: 11AX20 2462

Test Graph



Suspected Data List								
NO.	Freq. [MHz]	Reading [dBµV]	Factor [dB]	Level [dBµV/m]	Limit [dBµV/m]	Margin [dB]	Detector	Polarity
1	2483.50	45.56	10.54	56.10	74.00	17.90	PK	Vertical
2	2499.12	48.23	10.61	58.84	74.00	15.16	PK	Vertical

Final Data List								
NO.	Freq. [MHz]	Reading [dBµV]	Factor [dB]	Level [dBµV/m]	Limit [dBµV/m]	Margin [dB]	Detector	Polarity
1	2483.52	36.92	10.55	47.47	54.00	6.53	AV	Vertical
2	2499.08	37.23	10.61	47.84	54.00	6.16	AV	Vertical

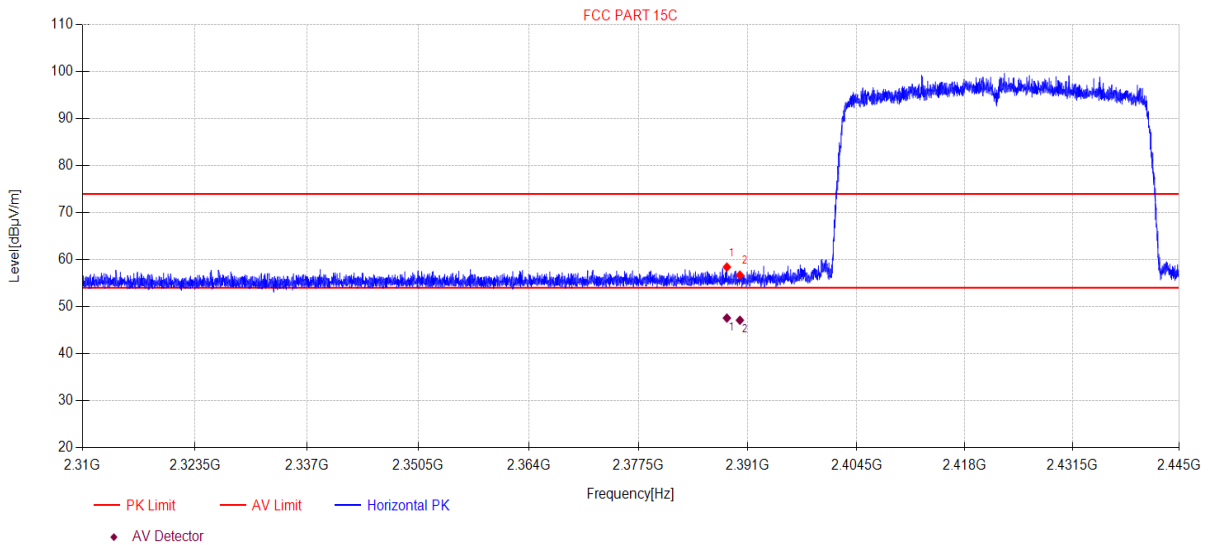
Note:

1. Level = Reading + Factor.
2. If Peak Result complies with AV limit, AV Result is deemed to comply with AV limit.
3. Test setup: RBW: 1 MHz, VBW: 3 MHz, Sweep time: auto.

TR-4-E-009 Radiated Emission Test Result

Test Date: 2022-11-02 **Tested By:** Bairong
EUT: M6a Plus Mesh Wi-Fi Router **Model Number:** M6a Plus
Test Mode: TX Mode **Power Supply:** 120V/60Hz
Condition: Temp:23.1°C;Humi:50.1%;Press:100.3kPa **Test Site:** DDT 3# Chamber
File Path: d:\ts\2022 report data\Q22100908-2E M6A plus\FCC ABOVE 1G 2.4G\41
Memo: 11AX40 2422

Test Graph



Suspected Data List								
NO.	Freq. [MHz]	Reading [dBµV]	Factor [dB]	Level [dBµV/m]	Limit [dBµV/m]	Margin [dB]	Detector	Polarity
1	2388.39	48.14	10.28	58.42	74.00	15.58	PK	Horizontal
2	2390.00	46.44	10.28	56.72	74.00	17.28	PK	Horizontal

Final Data List								
NO.	Freq. [MHz]	Reading [dBµV]	Factor [dB]	Level [dBµV/m]	Limit [dBµV/m]	Margin [dB]	Detector	Polarity
1	2388.39	37.29	10.28	47.57	54.00	6.43	AV	Horizontal
2	2390.00	36.83	10.28	47.11	54.00	6.89	AV	Horizontal

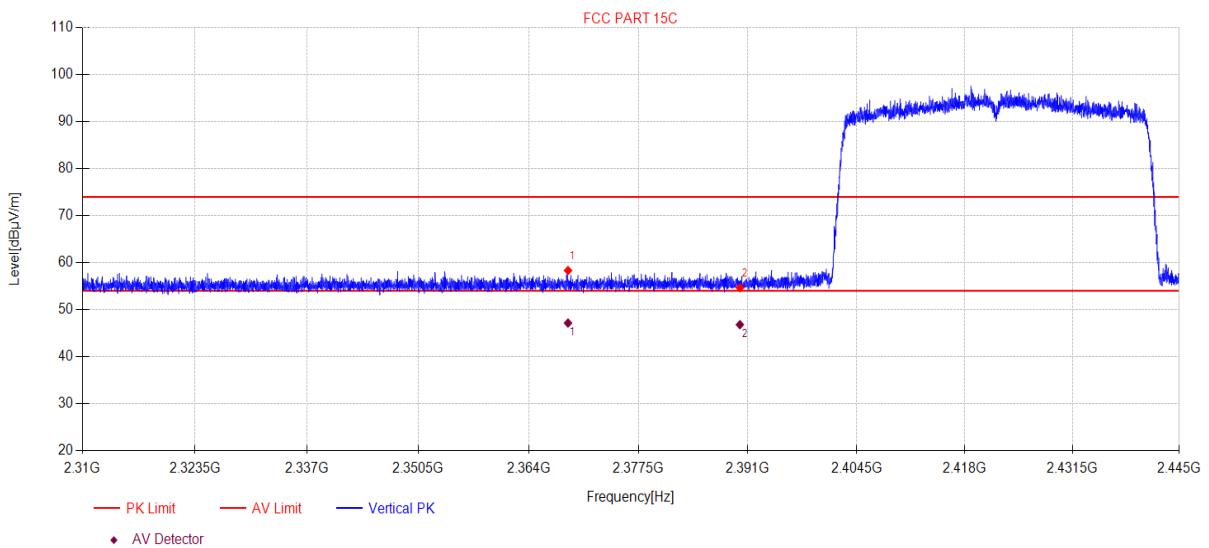
Note:

1. Level = Reading + Factor.
2. If Peak Result complies with AV limit, AV Result is deemed to comply with AV limit.
3. Test setup: RBW: 1 MHz, VBW: 3 MHz, Sweep time: auto.

TR-4-E-009 Radiated Emission Test Result

Test Date: 2022-11-02 **Tested By:** Bairong
EUT: M6a Plus Mesh Wi-Fi Router **Model Number:** M6a Plus
Test Mode: TX Mode **Power Supply:** 120V/60Hz
Condition: Temp:23.1°C;Humi:50.1%;Press:100.3kPa **Test Site:** DDT 3# Chamber
File Path: d:\ts\2022 report data\Q22100908-2E M6A plus\FCC ABOVE 1G 2.4G\42
Memo: 11AX40 2422

Test Graph



Suspected Data List								
NO.	Freq. [MHz]	Reading [dBµV]	Factor [dB]	Level [dBµV/m]	Limit [dBµV/m]	Margin [dB]	Detector	Polarity
1	2368.82	48.09	10.24	58.33	74.00	15.67	PK	Vertical
2	2390.00	44.40	10.28	54.68	74.00	19.32	PK	Vertical

Final Data List								
NO.	Freq. [MHz]	Reading [dBµV]	Factor [dB]	Level [dBµV/m]	Limit [dBµV/m]	Margin [dB]	Detector	Polarity
1	2368.82	36.91	10.24	47.15	54.00	6.85	AV	Vertical
2	2390.00	36.52	10.28	46.80	54.00	7.20	AV	Vertical

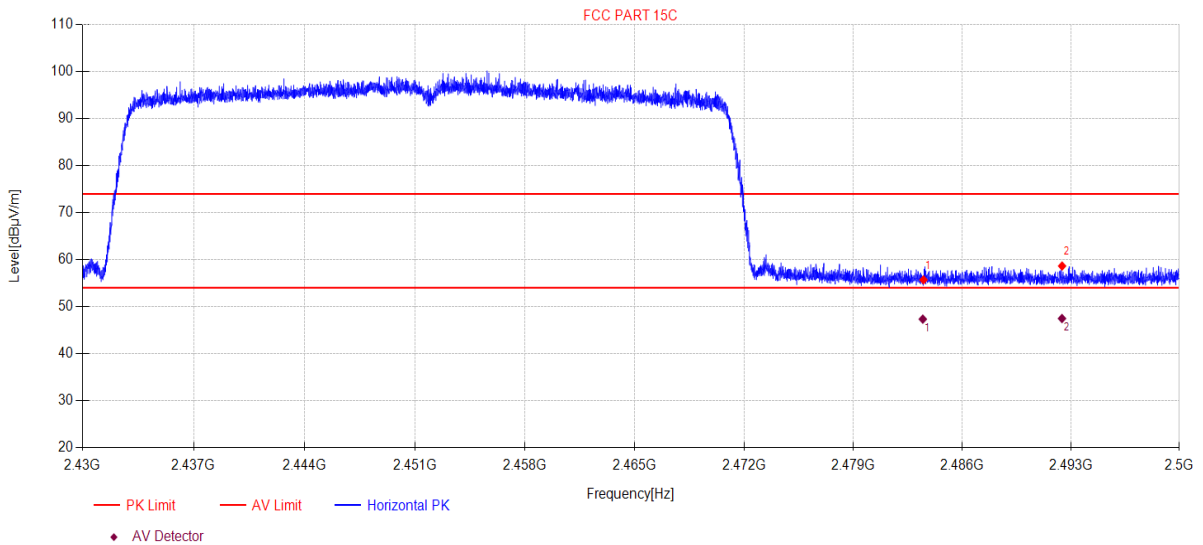
Note:

- Level = Reading + Factor.
- If Peak Result complies with AV limit, AV Result is deemed to comply with AV limit.
- Test setup: RBW: 1 MHz, VBW: 3 MHz, Sweep time: auto.

TR-4-E-009 Radiated Emission Test Result

Test Date: 2022-11-02 **Tested By:** Bairong
EUT: M6a Plus Mesh Wi-Fi Router **Model Number:** M6a Plus
Test Mode: TX Mode **Power Supply:** 120V/60Hz
Condition: Temp:23.1°C;Humi:50.1%;Press:100.3kPa **Test Site:** DDT 3# Chamber
File Path: d:\ts\2022 report data\Q22100908-2E M6A plus\FCC ABOVE 1G 2.4G\43
Memo: 11AX40 2452

Test Graph



Suspected Data List								
NO.	Freq. [MHz]	Reading [dBµV]	Factor [dB]	Level [dBµV/m]	Limit [dBµV/m]	Margin [dB]	Detector	Polarity
1	2483.50	45.16	10.54	55.70	74.00	18.30	PK	Horizontal
2	2492.43	48.07	10.58	58.65	74.00	15.35	PK	Horizontal

Final Data List								
NO.	Freq. [MHz]	Reading [dBµV]	Factor [dB]	Level [dBµV/m]	Limit [dBµV/m]	Margin [dB]	Detector	Polarity
1	2483.45	36.79	10.55	47.34	54.00	6.66	AV	Horizontal
2	2492.42	36.88	10.59	47.47	54.00	6.53	AV	Horizontal

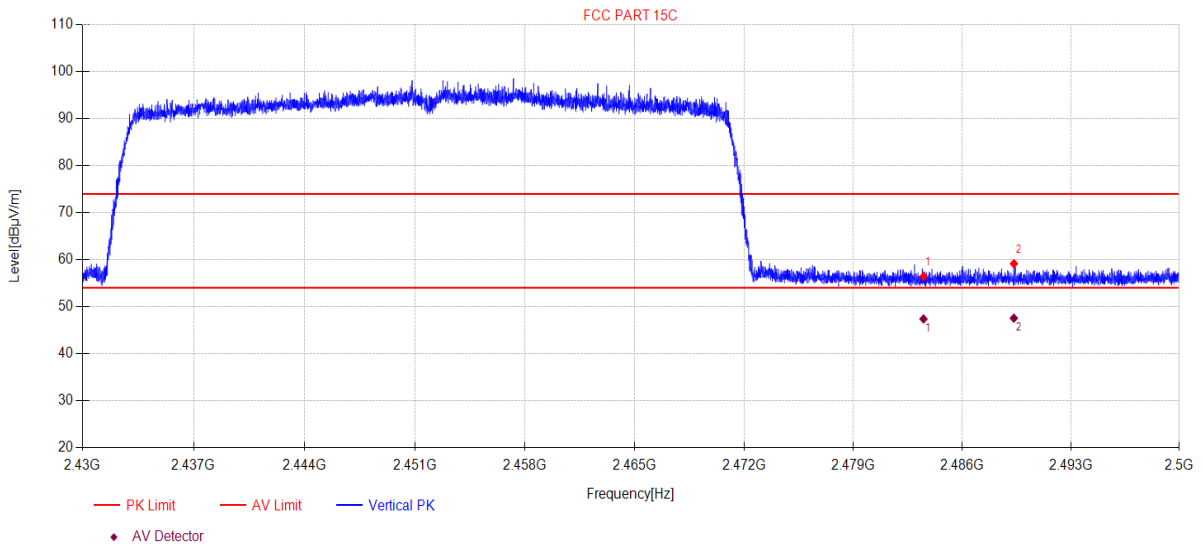
Note:

1. Level = Reading + Factor.
2. If Peak Result complies with AV limit, AV Result is deemed to comply with AV limit.
3. Test setup: RBW: 1 MHz, VBW: 3 MHz, Sweep time: auto.

TR-4-E-009 Radiated Emission Test Result

Test Date: 2022-11-02 **Tested By:** Bairong
EUT: M6a Plus Mesh Wi-Fi Router **Model Number:** M6a Plus
Test Mode: TX Mode **Power Supply:** 120V/60Hz
Condition: Temp:23.1°C;Humi:50.1%;Press:100.3kPa **Test Site:** DDT 3# Chamber
File Path: d:\ts\2022 report data\Q22100908-2E M6A plus\FCC ABOVE 1G 2.4G\44
Memo: 11AX40 2452

Test Graph



Suspected Data List								
NO.	Freq. [MHz]	Reading [dBµV]	Factor [dB]	Level [dBµV/m]	Limit [dBµV/m]	Margin [dB]	Detector	Polarity
1	2483.50	45.87	10.54	56.41	74.00	17.59	PK	Vertical
2	2489.32	48.58	10.57	59.15	74.00	14.85	PK	Vertical

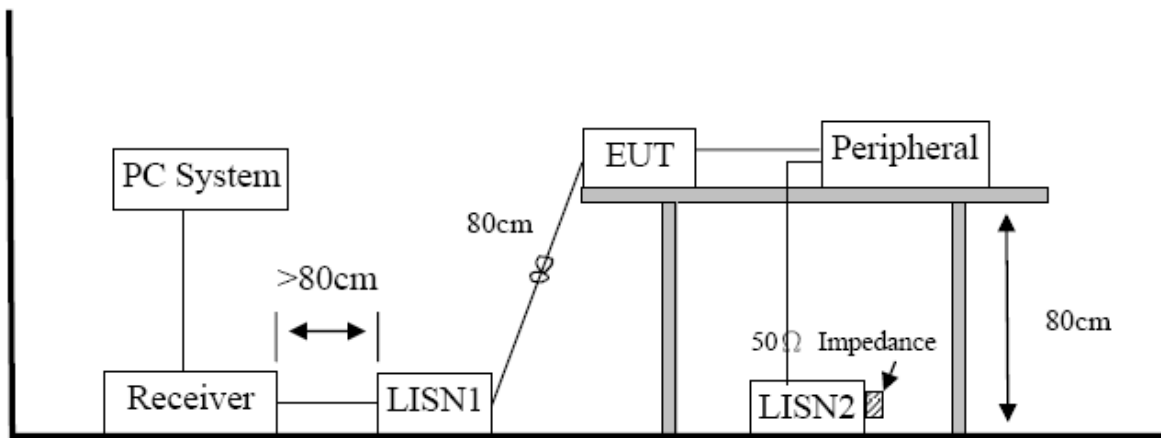
Final Data List								
NO.	Freq. [MHz]	Reading [dBµV]	Factor [dB]	Level [dBµV/m]	Limit [dBµV/m]	Margin [dB]	Detector	Polarity
1	2483.50	36.83	10.55	47.38	54.00	6.62	AV	Vertical
2	2489.31	36.97	10.57	47.54	54.00	6.46	AV	Vertical

Note:

1. Level = Reading + Factor.
2. If Peak Result complies with AV limit, AV Result is deemed to comply with AV limit.
3. Test setup: RBW: 1 MHz, VBW: 3 MHz, Sweep time: auto.

11. Power Line Conducted Emission

11.1. Block diagram of test setup



11.2. Power line conducted emission limits (Class B)

Frequency	Quasi-Peak Level dB(μ V)	Average Level dB(μ V)
150 kHz ~ 500 kHz	66 ~ 56*	56 ~ 46*
500 kHz ~ 5 MHz	56	46
5 MHz ~ 30 MHz	60	50

Note 1: * Decreasing linearly with logarithm of frequency.

Note 2: The lower limit shall apply at the transition frequencies.

11.3. Test procedure

The EUT and Support equipment, if needed, were put placed on a non-metallic table, 80cm above the ground plane.

All I/O cables were positioned to simulate typical actual usage as per ANSI C63.4.

All support equipment power received from a second LISN.

Emissions were measured on each current carrying line of the EUT using an EMI Test Receiver connected to the LISN powering the EUT.

The Receiver scanned from 150 kHz to 30 MHz for emissions in each of the test modes.

During the above scans, the emissions were maximized by cable manipulation.

After the preliminary scan, we found the test mode producing the highest emission level.

The EUT configuration and worse cable configuration of the above highest emission levels were recorded for reference of the final test.

EUT and support equipment were set up on the test bench as per the configuration with highest emission level in the preliminary test.

A scan was taken on both power lines, Neutral and Line, recording at least the six highest emissions.

Emission frequency and amplitude were recorded into a computer in which correction factors were used to calculate the emission level and compare reading to the applicable limit.

The test data of the worst-case condition(s) was recorded.

The bandwidth of test receiver is set at 9 kHz.

11.4. Test result

Pass. (See below detailed test result)

Note1: All emissions not reported below are too low against the prescribed limits.

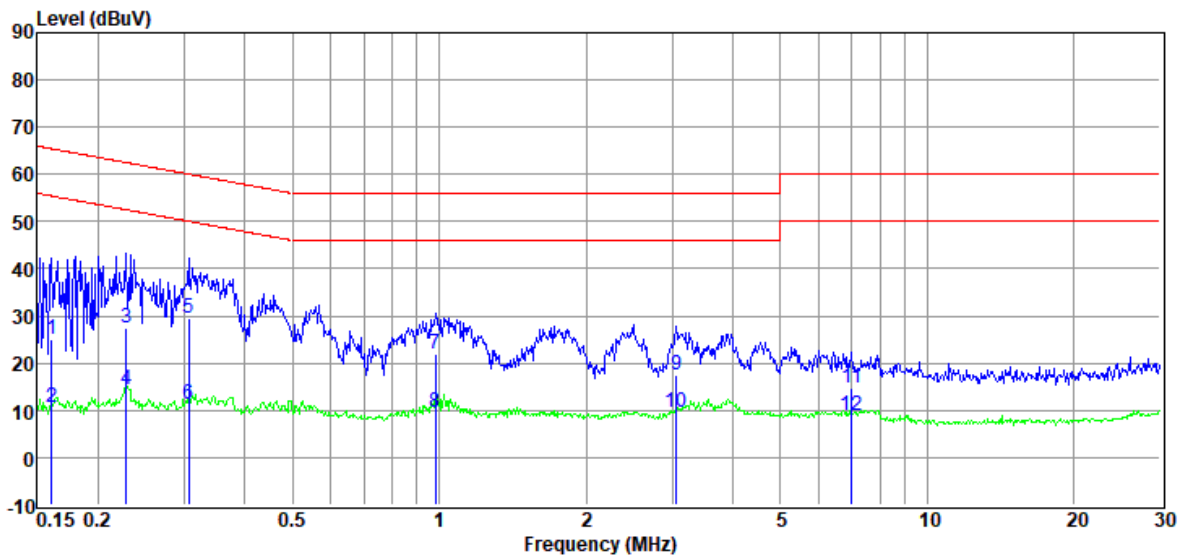
Note2: "-----" means Peak detection; "-----" means Average detection.

Note3: Pre-test AC conducted emission at both voltage AC 120V/60Hz and AC 240V/50Hz, recorded worse case.

TR-4-E-010 Conducted Emission Test Result

Test Site : DDT 1# Shield Room D:\2022 CE report date\Q22100908-2E M64 PLUS\FCC.EM6
Test Date : 2022-10-25 **Tested By** : Bairong
EUT : M6a Plus Mesh Wi-Fi Router **Model Number** : M6a Plus
Power Supply : AC 120V/60Hz **Test Mode** : TX
Condition : TEMP:24.6°C, RH:54.1%, BP:101.1kPa **LISN** : 2021 1# ENV216/LINE
Memo : 2.4G wifi

Data: 2



Item (Mark)	Freq. (MHz)	Read Level (dBμV)	LISN Factor (dB)	Cable Loss (dB)	Pulse Limiter Factor (dB)	Result Level (dBμV)	Limit Line (dBμV)	Over Limit (dB)	Detector	Phase
1	0.16	5.55	9.65	0.01	9.92	25.13	65.43	-40.30	QP	LINE
2	0.16	-8.88	9.65	0.01	9.92	10.70	55.43	-44.73	Average	LINE
3	0.23	7.91	9.77	0.02	9.92	27.62	62.52	-34.90	QP	LINE
4	0.23	-5.23	9.77	0.02	9.92	14.48	52.52	-38.04	Average	LINE
5	0.31	9.77	9.71	0.02	9.92	29.42	60.06	-30.64	QP	LINE
6	0.31	-8.44	9.71	0.02	9.92	11.21	50.06	-38.85	Average	LINE
7	0.98	2.42	9.60	0.03	9.89	21.94	56.00	-34.06	QP	LINE
8	0.98	-10.00	9.60	0.03	9.89	9.52	46.00	-36.48	Average	LINE
9	3.06	-2.02	9.56	0.05	9.91	17.50	56.00	-38.50	QP	LINE
10	3.06	-10.03	9.56	0.05	9.91	9.49	46.00	-36.51	Average	LINE
11	6.99	-4.92	9.50	0.08	9.94	14.60	60.00	-45.40	QP	LINE
12	6.99	-10.52	9.50	0.08	9.94	9.00	50.00	-41.00	Average	LINE

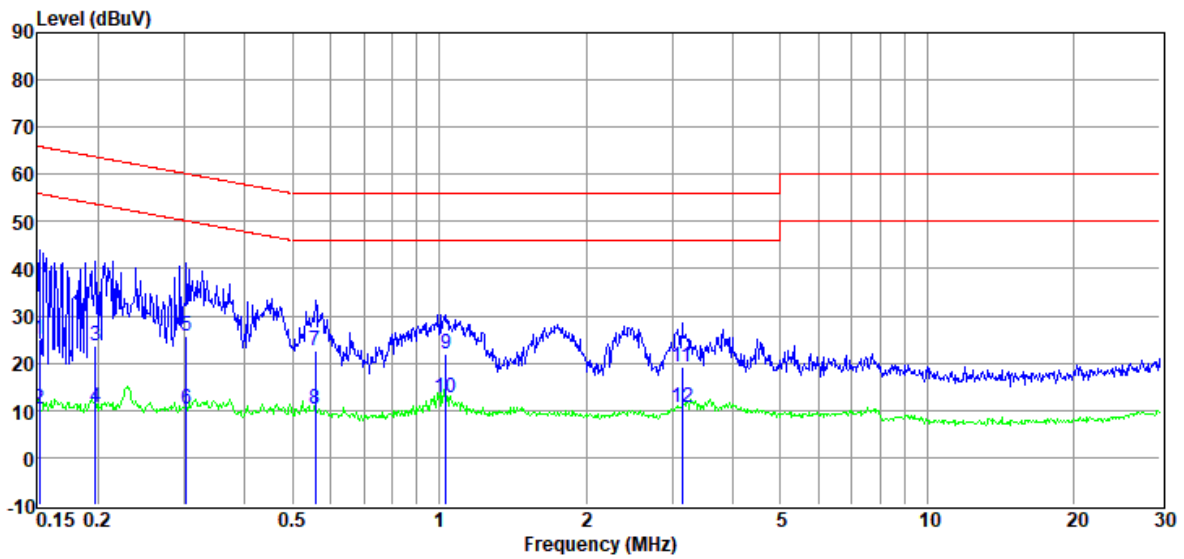
Note:

1. Result Level = Read Level + LISN Factor + Pulse Limiter Factor + Cable loss.
2. If QP Result complies with AV limit, AV Result is deemed to comply with AV limit.
3. Test setup: RBW: 200 Hz (9 kHz—150 kHz), 9 kHz (150 kHz—30 MHz).
4. Step size: 80Hz (0.009MHz-0.15MHz), 4 kHz (0.15MHz-30MHz), Scan time: auto.

TR-4-E-010 Conducted Emission Test Result

Test Site : DDT 1# Shield Room D:\2022 CE report date\Q22100908-2E M64 PLUS\FCC.EM6
Test Date : 2022-10-25 **Tested By** : Bairong
EUT : M6a Plus Mesh Wi-Fi Router **Model Number** : M6a Plus
Power Supply : AC 120V/60Hz **Test Mode** : TX
Condition : TEMP:24.6°C, RH:54.1%, BP:101.1kPa **LISN** : 2021 1# ENV216/NEUTRAL
Memo : 2.4G wifi

Data: 4



Item (Mark)	Freq. (MHz)	Read Level (dBμV)	LISN Factor (dB)	Cable Loss (dB)	Pulse Limiter Factor (dB)	Result Level (dBμV)	Limit Line (dBμV)	Over Limit (dB)	Detector	Phase
1	0.15	5.16	9.80	0.01	9.92	24.89	65.91	-41.02	QP	NEUTRAL
2	0.15	-9.31	9.80	0.01	9.92	10.42	55.91	-45.49	Average	NEUTRAL
3	0.20	4.10	9.80	0.01	9.92	23.83	63.71	-39.88	QP	NEUTRAL
4	0.20	-8.96	9.80	0.01	9.92	10.77	53.71	-42.94	Average	NEUTRAL
5	0.30	6.15	9.66	0.02	9.92	25.75	60.15	-34.40	QP	NEUTRAL
6	0.30	-9.22	9.66	0.02	9.92	10.38	50.15	-39.77	Average	NEUTRAL
7	0.56	3.18	9.60	0.02	9.91	22.71	56.00	-33.29	QP	NEUTRAL
8	0.56	-9.12	9.60	0.02	9.91	10.41	46.00	-35.59	Average	NEUTRAL
9	1.03	2.25	9.70	0.03	9.89	21.87	56.00	-34.13	QP	NEUTRAL
10	1.03	-7.05	9.70	0.03	9.89	12.57	46.00	-33.43	Average	NEUTRAL
11	3.14	-0.45	9.73	0.05	9.91	19.24	56.00	-36.76	QP	NEUTRAL
12	3.14	-8.97	9.73	0.05	9.91	10.72	46.00	-35.28	Average	NEUTRAL

Note:

1. Result Level = Read Level + LISN Factor + Pulse Limiter Factor + Cable loss.
2. If QP Result complies with AV limit, AV Result is deemed to comply with AV limit.
3. Test setup: RBW: 200 Hz (9 kHz—150 kHz), 9 kHz (150 kHz—30 MHz).
4. Step size: 80Hz (0.009MHz-0.15MHz), 4 kHz (0.15MHz-30MHz), Scan time: auto.

12. Antenna Requirements

12.1. Limit

For intentional device, according to FCC 47 CFR Section 15.203, an intentional radiator shall be designed to ensure that no antenna other than that furnished by the responsible party shall be used with the device. And according to FCC 47 CFR Section 15.247 (b), if transmitting antennas of directional gain greater than 6 dBi are used, the power shall be reduced by the amount in dB that the directional gain of the antenna exceeds 6 dBi.

For intentional device, according to RSS-Gen issue 5 section 6.8.

The applicant for equipment certification shall provide a list of all antenna types that may be used with the transmitter, where applicable (i.e. for transmitters with detachable antenna), indicating the maximum permissible antenna gain (in dBi) and the required impedance for each antenna. The test report shall demonstrate the compliance of the transmitter with the limit for maximum equivalent isotropically radiated power (e.i.r.p.) specified in the applicable RSS, when the transmitter is equipped with any antenna type, selected from this list.

12.2. Result

The device support 2T2R MIMO, the antennas both used for this product are internal antennas and no antenna other than that furnished by the responsible party shall be used with the device, maximum antenna gain is 3.9 dBi for antenna 1, 3.9 dBi for antenna 2.