

Probe EX3DV4

SN:3873

Manufactured: March 13, 2012
Calibrated: August 26, 2015

Calibrated for DASY/EASY Systems
(Note: non-compatible with DASY2 system!)

DASY/EASY - Parameters of Probe: EX3DV4 - SN:3873

Basic Calibration Parameters

| | Sensor X | Sensor Y | Sensor Z | Unc (k=2) |
|---|----------|----------|----------|--------------|
| Norm ($\mu\text{V}/(\text{V}/\text{m})^2$) ^A | 0.37 | 0.46 | 0.48 | $\pm 10.1\%$ |
| DCP (mV) ^B | 100.8 | 98.5 | 100.1 | |

Modulation Calibration Parameters

| UID | Communication System Name | | A dB | B dB $\sqrt{\mu\text{V}}$ | C | D dB | VR mV | Unc ^E (k=2) |
|-----|---------------------------|---|---------|------------------------------|-----|---------|----------|---------------------------|
| 0 | CW | X | 0.0 | 0.0 | 1.0 | 0.00 | 158.3 | $\pm 2.2\%$ |
| | | Y | 0.0 | 0.0 | 1.0 | | 149.1 | |
| | | Z | 0.0 | 0.0 | 1.0 | | 152.5 | |

The reported uncertainty of measurement is stated as the standard uncertainty of measurement multiplied by the coverage factor k=2, which for a normal distribution corresponds to a coverage probability of approximately 95%.

^A The uncertainties of Norm X,Y,Z do not affect the E²-field uncertainty inside TSL (see Pages 5 and 6).

^B Numerical linearization parameter: uncertainty not required.

^E Uncertainty is determined using the max. deviation from linear response applying rectangular distribution and is expressed for the square of the field value.

DASY/EASY - Parameters of Probe: EX3DV4 - SN:3873

Calibration Parameter Determined in Head Tissue Simulating Media

| f (MHz) ^C | Relative Permittivity ^F | Conductivity (S/m) ^F | ConvF X | ConvF Y | ConvF Z | Alpha ^G | Depth ^G (mm) | Unc (k=2) |
|----------------------|------------------------------------|---------------------------------|---------|---------|---------|--------------------|-------------------------|-----------|
| 750 | 41.9 | 0.89 | 10.01 | 10.01 | 10.01 | 0.36 | 0.93 | ± 12.0 % |
| 835 | 41.5 | 0.90 | 9.53 | 9.53 | 9.53 | 0.30 | 1.07 | ± 12.0 % |
| 900 | 41.5 | 0.97 | 9.41 | 9.41 | 9.41 | 0.35 | 0.93 | ± 12.0 % |
| 1750 | 40.1 | 1.37 | 8.21 | 8.21 | 8.21 | 0.36 | 0.80 | ± 12.0 % |
| 1900 | 40.0 | 1.40 | 7.98 | 7.98 | 7.98 | 0.31 | 0.80 | ± 12.0 % |
| 2300 | 39.5 | 1.67 | 7.63 | 7.63 | 7.63 | 0.37 | 0.80 | ± 12.0 % |
| 2450 | 39.2 | 1.80 | 7.24 | 7.24 | 7.24 | 0.31 | 0.88 | ± 12.0 % |
| 2600 | 39.0 | 1.96 | 7.05 | 7.05 | 7.05 | 0.35 | 0.80 | ± 12.0 % |
| 5250 | 35.9 | 4.71 | 4.95 | 4.95 | 4.95 | 0.35 | 1.80 | ± 13.1 % |
| 5600 | 35.5 | 5.07 | 4.66 | 4.66 | 4.66 | 0.40 | 1.80 | ± 13.1 % |
| 5800 | 35.3 | 5.27 | 4.64 | 4.64 | 4.64 | 0.40 | 1.80 | ± 13.1 % |

^C Frequency validity above 300 MHz of ± 100 MHz only applies for DASY v4.4 and higher (see Page 2), else it is restricted to ± 50 MHz. The uncertainty is the RSS of the ConvF uncertainty at calibration frequency and the uncertainty for the indicated frequency band. Frequency validity below 300 MHz is ± 10, 25, 40, 50 and 70 MHz for ConvF assessments at 30, 64, 128, 150 and 220 MHz respectively. Above 5 GHz frequency validity can be extended to ± 110 MHz.

^F At frequencies below 3 GHz, the validity of tissue parameters (ϵ and σ) can be relaxed to ± 10% if liquid compensation formula is applied to measured SAR values. At frequencies above 3 GHz, the validity of tissue parameters (ϵ and σ) is restricted to ± 5%. The uncertainty is the RSS of the ConvF uncertainty for indicated target tissue parameters.

^G Alpha/Depth are determined during calibration. SPEAG warrants that the remaining deviation due to the boundary effect after compensation is always less than ± 1% for frequencies below 3 GHz and below ± 2% for frequencies between 3-6 GHz at any distance larger than half the probe tip diameter from the boundary.

DASY/EASY - Parameters of Probe: EX3DV4 - SN:3873

Calibration Parameter Determined in Body Tissue Simulating Media

| f (MHz) ^C | Relative Permittivity ^F | Conductivity (S/m) ^F | ConvF X | ConvF Y | ConvF Z | Alpha ^G | Depth ^G (mm) | Unc (k=2) |
|----------------------|------------------------------------|---------------------------------|---------|---------|---------|--------------------|-------------------------|-----------|
| 750 | 55.5 | 0.96 | 9.77 | 9.77 | 9.77 | 0.46 | 0.80 | ± 12.0 % |
| 835 | 55.2 | 0.97 | 9.72 | 9.72 | 9.72 | 0.50 | 0.81 | ± 12.0 % |
| 900 | 55.0 | 1.05 | 9.41 | 9.41 | 9.41 | 0.42 | 0.86 | ± 12.0 % |
| 1750 | 53.4 | 1.49 | 7.86 | 7.86 | 7.86 | 0.37 | 0.82 | ± 12.0 % |
| 1900 | 53.3 | 1.52 | 7.62 | 7.62 | 7.62 | 0.41 | 0.80 | ± 12.0 % |
| 2300 | 52.9 | 1.81 | 7.50 | 7.50 | 7.50 | 0.38 | 0.80 | ± 12.0 % |
| 2450 | 52.7 | 1.95 | 7.30 | 7.30 | 7.30 | 0.31 | 0.80 | ± 12.0 % |
| 2600 | 52.5 | 2.16 | 7.03 | 7.03 | 7.03 | 0.21 | 0.80 | ± 12.0 % |
| 5250 | 48.9 | 5.36 | 4.40 | 4.40 | 4.40 | 0.40 | 1.90 | ± 13.1 % |
| 5600 | 48.5 | 5.77 | 3.90 | 3.90 | 3.90 | 0.45 | 1.90 | ± 13.1 % |
| 5800 | 48.2 | 6.00 | 4.02 | 4.02 | 4.02 | 0.50 | 1.90 | ± 13.1 % |

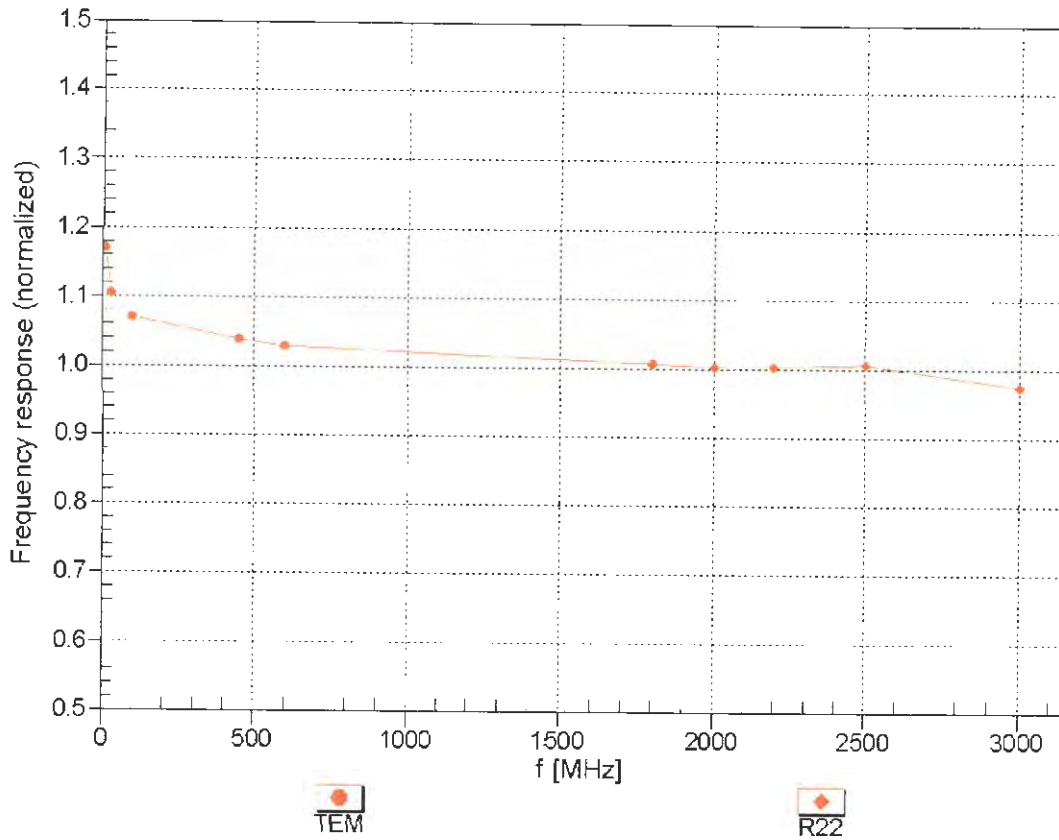
^C Frequency validity above 300 MHz of ± 100 MHz only applies for DASY v4.4 and higher (see Page 2), else it is restricted to ± 50 MHz. The uncertainty is the RSS of the ConvF uncertainty at calibration frequency and the uncertainty for the indicated frequency band. Frequency validity below 300 MHz is ± 10, 25, 40, 50 and 70 MHz for ConvF assessments at 30, 64, 128, 150 and 220 MHz respectively. Above 5 GHz frequency validity can be extended to ± 110 MHz.

^F At frequencies below 3 GHz, the validity of tissue parameters (ϵ and σ) can be relaxed to ± 10% if liquid compensation formula is applied to measured SAR values. At frequencies above 3 GHz, the validity of tissue parameters (ϵ and σ) is restricted to ± 5%. The uncertainty is the RSS of the ConvF uncertainty for indicated target tissue parameters.

^G Alpha/Depth are determined during calibration. SPEAG warrants that the remaining deviation due to the boundary effect after compensation is always less than ± 1% for frequencies below 3 GHz and below ± 2% for frequencies between 3-6 GHz at any distance larger than half the probe tip diameter from the boundary.

Frequency Response of E-Field

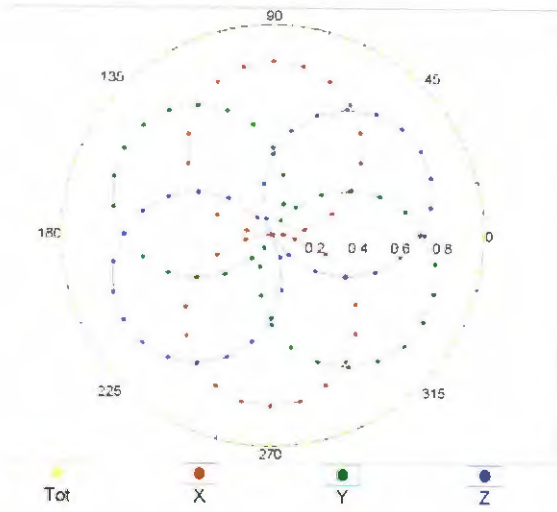
(TEM-Cell:ifi110 EXX, Waveguide: R22)



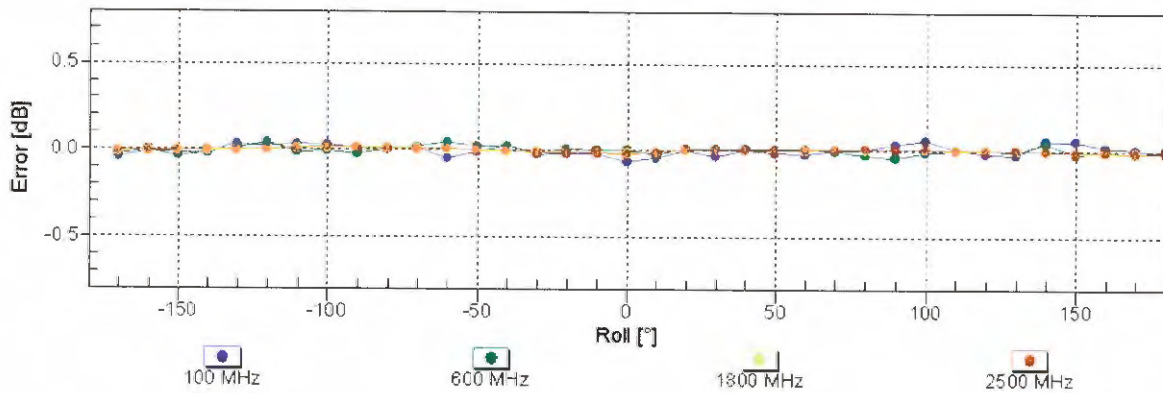
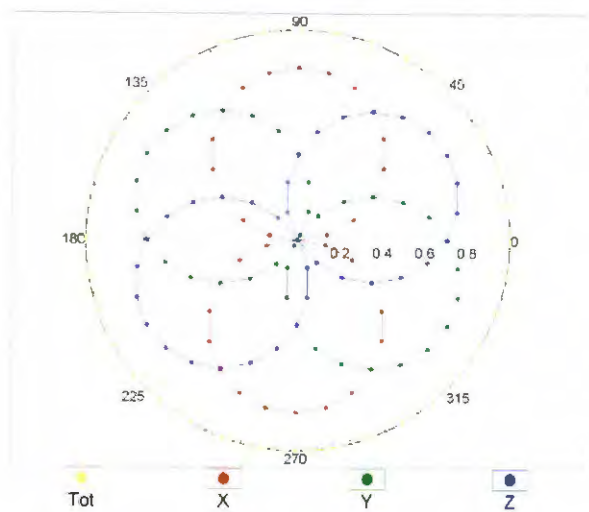
Uncertainty of Frequency Response of E-field: $\pm 6.3\%$ (k=2)

Receiving Pattern (ϕ), $\theta = 0^\circ$

f=600 MHz,TEM

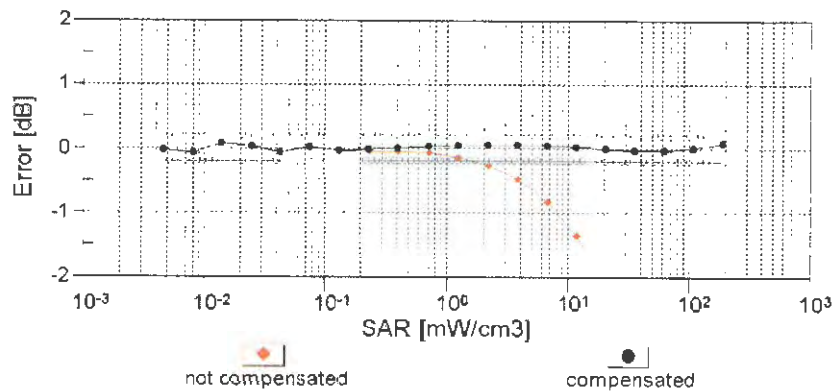
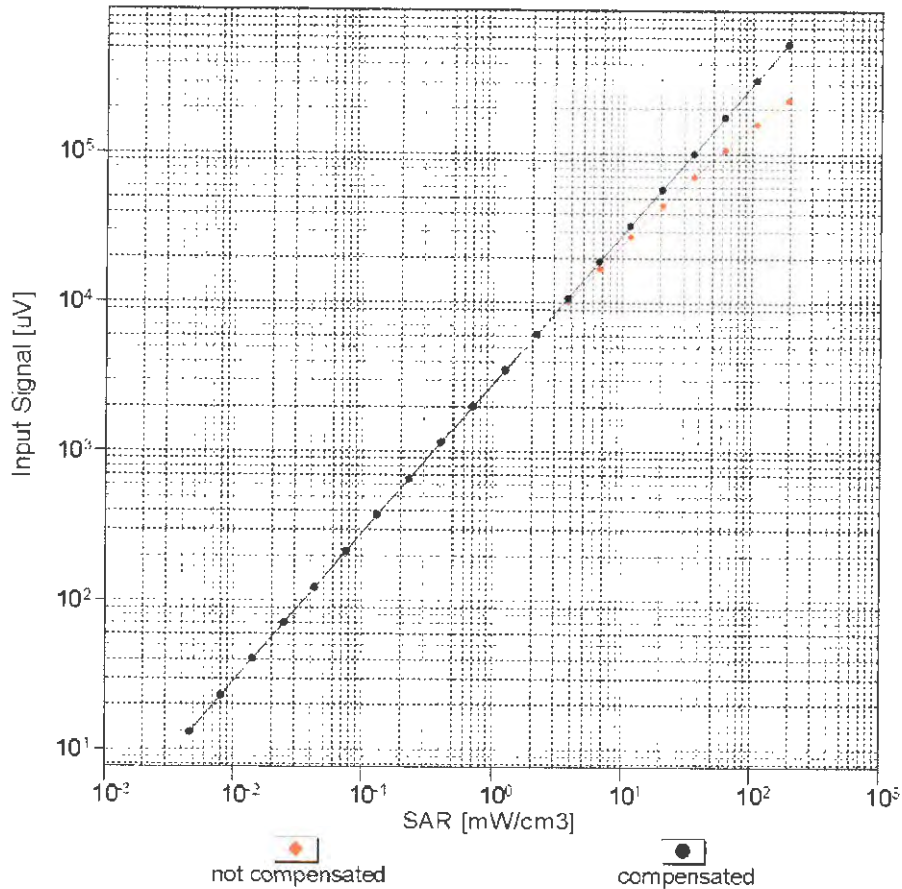


f=1800 MHz,R22



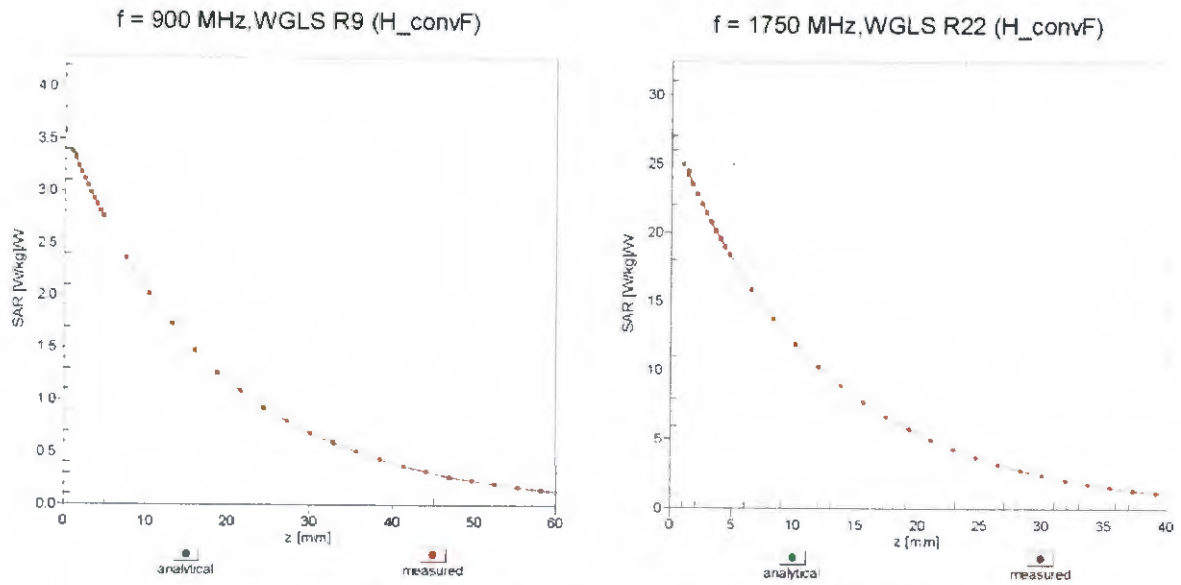
Uncertainty of Axial Isotropy Assessment: $\pm 0.5\%$ ($k=2$)

Dynamic Range $f(\text{SAR}_{\text{head}})$ (TEM cell, $f_{\text{eval}} = 1900 \text{ MHz}$)

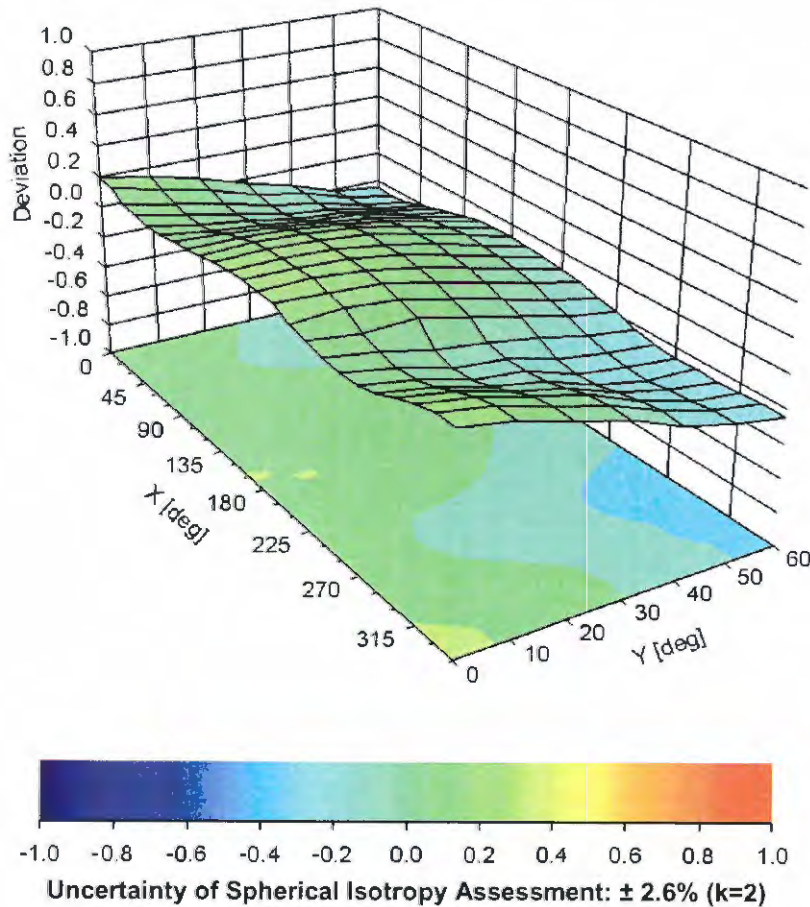


Uncertainty of Linearity Assessment: $\pm 0.6\%$ ($k=2$)

Conversion Factor Assessment



Deviation from Isotropy in Liquid Error (ϕ, θ), f = 900 MHz



DASY/EASY - Parameters of Probe: EX3DV4 - SN:3873

Other Probe Parameters

| | |
|---|------------|
| Sensor Arrangement | Triangular |
| Connector Angle (°) | 19.6 |
| Mechanical Surface Detection Mode | enabled |
| Optical Surface Detection Mode | disabled |
| Probe Overall Length | 337 mm |
| Probe Body Diameter | 10 mm |
| Tip Length | 9 mm |
| Tip Diameter | 2.5 mm |
| Probe Tip to Sensor X Calibration Point | 1 mm |
| Probe Tip to Sensor Y Calibration Point | 1 mm |
| Probe Tip to Sensor Z Calibration Point | 1 mm |
| Recommended Measurement Distance from Surface | 1.4 mm |

1341

IMPORTANT NOTICE

USAGE OF THE DAE 4

The DAE unit is a delicate, high precision instrument and requires careful treatment by the user. There are no serviceable parts inside the DAE. Special attention shall be given to the following points:

Battery Exchange: The battery cover of the DAE4 unit is closed using a screw, over tightening the screw may cause the threads inside the DAE to wear out.

Shipping of the DAE: Before shipping the DAE to SPEAG for calibration, remove the batteries and pack the DAE in an antistatic bag. This antistatic bag shall then be packed into a larger box or container which protects the DAE from impacts during transportation. The package shall be marked to indicate that a fragile instrument is inside.

E-Stop Failures: Touch detection may be malfunctioning due to broken magnets in the E-stop. Rough handling of the E-stop may lead to damage of these magnets. Touch and collision errors are often caused by dust and dirt accumulated in the E-stop. To prevent E-stop failure, the customer shall always mount the probe to the DAE carefully and keep the DAE unit in a non-dusty environment if not used for measurements.

Repair: Minor repairs are performed at no extra cost during the annual calibration. However, SPEAG reserves the right to charge for any repair especially if rough unprofessional handling caused the defect.

DASY Configuration Files: Since the exact values of the DAE input resistances, as measured during the calibration procedure of a DAE unit, are not used by the DASY software, a nominal value of 200 MOhm is given in the corresponding configuration file.

Important Note:

Warranty and calibration is void if the DAE unit is disassembled partly or fully by the Customer.

Important Note:

Never attempt to grease or oil the E-stop assembly. Cleaning and readjusting of the E-stop assembly is allowed by certified SPEAG personnel only and is part of the annual calibration procedure.

Important Note:

To prevent damage of the DAE probe connector pins, use great care when installing the probe to the DAE. Carefully connect the probe with the connector notch oriented in the mating position. Avoid any rotational movement of the probe body versus the DAE while turning the locking nut of the connector. The same care shall be used when disconnecting the probe from the DAE.



Accredited by the Swiss Accreditation Service (SAS)
The Swiss Accreditation Service is one of the signatories to the EA
Multilateral Agreement for the recognition of calibration certificates

Accreditation No.: **SCS 0108**

Client **BV ADT - CN (Auden)**

Certificate No: **DAE4-1341_Aug15**

CALIBRATION CERTIFICATE

Object **DAE4 - SD 000 D04 BM - SN: 1341**

Calibration procedure(s) **QA CAL-06.v29**
Calibration procedure for the data acquisition electronics (DAE)

Calibration date: **August 25, 2015**

This calibration certificate documents the traceability to national standards, which realize the physical units of measurements (SI).
The measurements and the uncertainties with confidence probability are given on the following pages and are part of the certificate.

All calibrations have been conducted in the closed laboratory facility: environment temperature (22 ± 3)°C and humidity < 70%.

Calibration Equipment used (M&TE critical for calibration)

| Primary Standards | ID # | Cal Date (Certificate No.) | Scheduled Calibration |
|-------------------------------|--------------------|----------------------------|------------------------|
| Keithley Multimeter Type 2001 | SN: 0810278 | 03-Oct-14 (No:15573) | Oct-15 |
| Secondary Standards | ID # | Check Date (in house) | Scheduled Check |
| Auto DAE Calibration Unit | SE UWS 053 AA 1001 | 06-Jan-15 (in house check) | In house check: Jan-16 |
| Calibrator Box V2.1 | SE UMS 006 AA 1002 | 06-Jan-15 (in house check) | In house check: Jan-16 |

| | | | |
|----------------|-----------------------|--------------------------|---------------|
| Calibrated by: | Name Eric Hainfeld | Function Technician | Signature |
| Approved by: | Fin Bomholt | Deputy Technical Manager | |

Issued: August 25, 2015

This calibration certificate shall not be reproduced except in full without written approval of the laboratory.



Accredited by the Swiss Accreditation Service (SAS)
The Swiss Accreditation Service is one of the signatories to the EA
Multilateral Agreement for the recognition of calibration certificates

Accreditation No.: **SCS 0108**

Glossary

DAE data acquisition electronics
Connector angle information used in DASY system to align probe sensor X to the robot coordinate system.

Methods Applied and Interpretation of Parameters

- *DC Voltage Measurement*: Calibration Factor assessed for use in DASY system by comparison with a calibrated instrument traceable to national standards. The figure given corresponds to the full scale range of the voltmeter in the respective range.
- *Connector angle*: The angle of the connector is assessed measuring the angle mechanically by a tool inserted. Uncertainty is not required.
- The following parameters as documented in the Appendix contain technical information as a result from the performance test and require no uncertainty.
 - *DC Voltage Measurement Linearity*: Verification of the Linearity at +10% and -10% of the nominal calibration voltage. Influence of offset voltage is included in this measurement.
 - *Common mode sensitivity*: Influence of a positive or negative common mode voltage on the differential measurement.
 - *Channel separation*: Influence of a voltage on the neighbor channels not subject to an input voltage.
 - *AD Converter Values with inputs shorted*: Values on the internal AD converter corresponding to zero input voltage
 - *Input Offset Measurement*: Output voltage and statistical results over a large number of zero voltage measurements.
 - *Input Offset Current*: Typical value for information; Maximum channel input offset current, not considering the input resistance.
 - *Input resistance*: Typical value for information: DAE input resistance at the connector, during internal auto-zeroing and during measurement.
 - *Low Battery Alarm Voltage*: Typical value for information. Below this voltage, a battery alarm signal is generated.
 - *Power consumption*: Typical value for information. Supply currents in various operating modes.

DC Voltage Measurement

A/D - Converter Resolution nominal

High Range: 1LSB = 6.1 μ V, full range = -100...+300 mV
Low Range: 1LSB = 61nV, full range = -1.....+3mV

DASY measurement parameters: Auto Zero Time: 3 sec; Measuring time: 3 sec

| Calibration Factors | X | Y | Z |
|---------------------|---------------------------|---------------------------|---------------------------|
| High Range | 403.750 \pm 0.02% (k=2) | 403.984 \pm 0.02% (k=2) | 403.695 \pm 0.02% (k=2) |
| Low Range | 3.98648 \pm 1.50% (k=2) | 4.00128 \pm 1.50% (k=2) | 3.99767 \pm 1.50% (k=2) |

Connector Angle

| | |
|---|-------------------------------------|
| Connector Angle to be used in DASY system | 168.5 $^{\circ}$ \pm 1 $^{\circ}$ |
|---|-------------------------------------|

Appendix (Additional assessments outside the scope of SCS0108)

1. DC Voltage Linearity

| High Range | | Reading (μV) | Difference (μV) | Error (%) |
|------------|---------|---------------------------|------------------------------|-----------|
| Channel X | + Input | 199996.78 | -0.32 | -0.00 |
| Channel X | + Input | 20004.32 | 2.72 | 0.01 |
| Channel X | - Input | -19999.36 | 1.12 | -0.01 |
| Channel Y | + Input | 199996.05 | -0.88 | -0.00 |
| Channel Y | + Input | 20004.21 | 2.74 | 0.01 |
| Channel Y | - Input | -20000.92 | -0.38 | 0.00 |
| Channel Z | + Input | 199996.11 | -1.18 | -0.00 |
| Channel Z | + Input | 20000.24 | -1.29 | -0.01 |
| Channel Z | - Input | -20001.93 | -1.38 | 0.01 |

| Low Range | | Reading (μV) | Difference (μV) | Error (%) |
|-----------|---------|---------------------------|------------------------------|-----------|
| Channel X | + Input | 2001.20 | -0.19 | -0.01 |
| Channel X | + Input | 202.19 | 0.35 | 0.17 |
| Channel X | - Input | -197.68 | 0.39 | -0.20 |
| Channel Y | + Input | 2001.41 | 0.15 | 0.01 |
| Channel Y | + Input | 200.48 | -1.23 | -0.61 |
| Channel Y | - Input | -199.37 | -1.25 | 0.63 |
| Channel Z | + Input | 2001.30 | -0.03 | -0.00 |
| Channel Z | + Input | 200.84 | -0.88 | -0.44 |
| Channel Z | - Input | -199.71 | -1.51 | 0.76 |

2. Common mode sensitivity

DASY measurement parameters: Auto Zero Time: 3 sec; Measuring time: 3 sec

| | Common mode Input Voltage (mV) | High Range Average Reading (μV) | Low Range Average Reading (μV) |
|-----------|--------------------------------|--|---|
| Channel X | 200 | 11.36 | 10.62 |
| | - 200 | -9.82 | -11.33 |
| Channel Y | 200 | -6.16 | -6.57 |
| | - 200 | 3.88 | 3.83 |
| Channel Z | 200 | -22.22 | -22.16 |
| | - 200 | 20.49 | 20.34 |

3. Channel separation

DASY measurement parameters: Auto Zero Time: 3 sec; Measuring time: 3 sec

| | Input Voltage (mV) | Channel X (μV) | Channel Y (μV) | Channel Z (μV) |
|-----------|--------------------|-----------------------------|-----------------------------|-----------------------------|
| Channel X | 200 | - | -4.48 | -2.32 |
| Channel Y | 200 | 5.21 | - | -1.81 |
| Channel Z | 200 | 9.82 | 2.20 | - |

4. AD-Converter Values with inputs shorted

DASY measurement parameters: Auto Zero Time: 3 sec; Measuring time: 3 sec

| | High Range (LSB) | Low Range (LSB) |
|-----------|------------------|-----------------|
| Channel X | 15976 | 16314 |
| Channel Y | 15918 | 17210 |
| Channel Z | 16256 | 16914 |

5. Input Offset Measurement

DASY measurement parameters: Auto Zero Time: 3 sec; Measuring time: 3 sec

Input 10M Ω

| | Average (μ V) | min. Offset (μ V) | max. Offset (μ V) | Std. Deviation (μ V) |
|-----------|--------------------|------------------------|------------------------|---------------------------|
| Channel X | 1.14 | 0.22 | 2.05 | 0.42 |
| Channel Y | -0.70 | -1.88 | 0.32 | 0.44 |
| Channel Z | -2.05 | -2.92 | -1.09 | 0.42 |

6. Input Offset Current

Nominal Input circuitry offset current on all channels: <25fA

7. Input Resistance (Typical values for information)

| | Zeroing (kOhm) | Measuring (MOhm) |
|-----------|----------------|------------------|
| Channel X | 200 | 200 |
| Channel Y | 200 | 200 |
| Channel Z | 200 | 200 |

8. Low Battery Alarm Voltage (Typical values for information)

| Typical values | Alarm Level (VDC) |
|----------------|-------------------|
| Supply (+ Vcc) | +7.9 |
| Supply (- Vcc) | -7.6 |

9. Power Consumption (Typical values for information)

| Typical values | Switched off (mA) | Stand by (mA) | Transmitting (mA) |
|----------------|-------------------|---------------|-------------------|
| Supply (+ Vcc) | +0.01 | +6 | +14 |
| Supply (- Vcc) | -0.01 | -8 | -9 |



Accredited by the Swiss Accreditation Service (SAS)
The Swiss Accreditation Service is one of the signatories to the EA
Multilateral Agreement for the recognition of calibration certificates

Accreditation No.: **SCS 0108**

Client **Auden**

Certificate No: **EX3-7346_Jun16**

CALIBRATION CERTIFICATE

Object: **EX3DV4 - SN:7346**

Calibration procedure(s): **QA CAL-01.v9, QA CAL-14.v4, QA CAL-23.v5, QA CAL-25.v6
Calibration procedure for dosimetric E-field probes**

Calibration date: **June 23, 2016**

This calibration certificate documents the traceability to national standards, which realize the physical units of measurements (SI).
The measurements and the uncertainties with confidence probability are given on the following pages and are part of the certificate.

All calibrations have been conducted in the closed laboratory facility: environment temperature (22 ± 3)°C and humidity < 70%.

Calibration Equipment used (M&TE critical for calibration)

| Primary Standards | ID | Cal Date (Certificate No.) | Scheduled Calibration |
|----------------------------|------------------|-----------------------------------|------------------------|
| Power meter NRP | SN: 104778 | 06-Apr-16 (No. 217-02288/02289) | Apr-17 |
| Power sensor NRP-Z91 | SN: 103244 | 06-Apr-16 (No. 217-02288) | Apr-17 |
| Power sensor NRP-Z91 | SN: 103245 | 06-Apr-16 (No. 217-02289) | Apr-17 |
| Reference 20 dB Attenuator | SN: S5277 (20x) | 05-Apr-16 (No. 217-02293) | Apr-17 |
| Reference Probe ES3DV2 | SN: 3013 | 31-Dec-15 (No. ES3-3013_Dec15) | Dec-16 |
| DAE4 | SN: 660 | 23-Dec-15 (No. DAE4-660_Dec15) | Dec-16 |
| Secondary Standards | ID | Check Date (in house) | Scheduled Check |
| Power meter E4419B | SN: GB41293874 | 06-Apr-16 (in house check Jun-16) | In house check: Jun-18 |
| Power sensor E4412A | SN: MY41498087 | 06-Apr-16 (in house check Jun-16) | In house check: Jun-18 |
| Power sensor E4412A | SN: 000110210 | 06-Apr-16 (in house check Jun-16) | In house check: Jun-18 |
| RF generator HP 8648C | SN: US3642U01700 | 04-Aug-99 (in house check Jun-16) | In house check: Jun-18 |
| Network Analyzer HP 8753E | SN: US37390585 | 18-Oct-01 (in house check Oct-15) | In house check: Oct-16 |

| | Name | Function | Signature |
|----------------|-----------------------|------------------------------|-----------|
| Calibrated by: | Jeton Kastrati | Laboratory Technician | |
| Approved by: | Katja Pokovic | Technical Manager | |

Issued: June 27, 2016

This calibration certificate shall not be reproduced except in full without written approval of the laboratory.



Accredited by the Swiss Accreditation Service (SAS)

Accreditation No.: **SCS 0108**

The Swiss Accreditation Service is one of the signatories to the EA
Multilateral Agreement for the recognition of calibration certificates

Glossary:

| | |
|--------------------------|---|
| TSL | tissue simulating liquid |
| NORM _{x,y,z} | sensitivity in free space |
| ConvF | sensitivity in TSL / NORM _{x,y,z} |
| DCP | diode compression point |
| CF | crest factor (1/duty_cycle) of the RF signal |
| A, B, C, D | modulation dependent linearization parameters |
| Polarization φ | φ rotation around probe axis |
| Polarization ϑ | ϑ rotation around an axis that is in the plane normal to probe axis (at measurement center), i.e., $\vartheta = 0$ is normal to probe axis |
| Connector Angle | information used in DASY system to align probe sensor X to the robot coordinate system |

Calibration is Performed According to the Following Standards:

- IEEE Std 1528-2013, "IEEE Recommended Practice for Determining the Peak Spatial-Averaged Specific Absorption Rate (SAR) in the Human Head from Wireless Communications Devices: Measurement Techniques", June 2013
- IEC 62209-1, "Procedure to measure the Specific Absorption Rate (SAR) for hand-held devices used in close proximity to the ear (frequency range of 300 MHz to 3 GHz)", February 2005
- IEC 62209-2, "Procedure to determine the Specific Absorption Rate (SAR) for wireless communication devices used in close proximity to the human body (frequency range of 30 MHz to 6 GHz)", March 2010
- KDB 865664, "SAR Measurement Requirements for 100 MHz to 6 GHz"

Methods Applied and Interpretation of Parameters:

- NORM_{x,y,z}**: Assessed for E-field polarization $\vartheta = 0$ ($f \leq 900$ MHz in TEM-cell; $f > 1800$ MHz: R22 waveguide). NORM_{x,y,z} are only intermediate values, i.e., the uncertainties of NORM_{x,y,z} does not affect the E²-field uncertainty inside TSL (see below *ConvF*).
- NORM(f)_{x,y,z}** = NORM_{x,y,z} * *frequency_response* (see Frequency Response Chart). This linearization is implemented in DASY4 software versions later than 4.2. The uncertainty of the frequency response is included in the stated uncertainty of *ConvF*.
- DCP_{x,y,z}**: DCP are numerical linearization parameters assessed based on the data of power sweep with CW signal (no uncertainty required). DCP does not depend on frequency nor media.
- PAR**: PAR is the Peak to Average Ratio that is not calibrated but determined based on the signal characteristics
- A_{x,y,z}; B_{x,y,z}; C_{x,y,z}; D_{x,y,z}; VR_{x,y,z}**: A, B, C, D are numerical linearization parameters assessed based on the data of power sweep for specific modulation signal. The parameters do not depend on frequency nor media. VR is the maximum calibration range expressed in RMS voltage across the diode.
- ConvF and Boundary Effect Parameters**: Assessed in flat phantom using E-field (or Temperature Transfer Standard for $f \leq 800$ MHz) and inside waveguide using analytical field distributions based on power measurements for $f > 800$ MHz. The same setups are used for assessment of the parameters applied for boundary compensation (alpha, depth) of which typical uncertainty values are given. These parameters are used in DASY4 software to improve probe accuracy close to the boundary. The sensitivity in TSL corresponds to NORM_{x,y,z} * *ConvF* whereby the uncertainty corresponds to that given for *ConvF*. A frequency dependent *ConvF* is used in DASY version 4.4 and higher which allows extending the validity from ± 50 MHz to ± 100 MHz.
- Spherical isotropy (3D deviation from isotropy)**: in a field of low gradients realized using a flat phantom exposed by a patch antenna.
- Sensor Offset**: The sensor offset corresponds to the offset of virtual measurement center from the probe tip (on probe axis). No tolerance required.
- Connector Angle**: The angle is assessed using the information gained by determining the NORM_x (no uncertainty required).

Probe EX3DV4

SN:7346

Manufactured: October 13, 2014
Calibrated: June 23, 2016

Calibrated for DASY/EASY Systems
(Note: non-compatible with DASY2 system!)

DASY/EASY - Parameters of Probe: EX3DV4 - SN:7346

Basic Calibration Parameters

| | Sensor X | Sensor Y | Sensor Z | Unc (k=2) |
|---|----------|----------|----------|---------------|
| Norm ($\mu\text{V}/(\text{V}/\text{m})^2$) ^A | 0.54 | 0.53 | 0.48 | $\pm 10.1 \%$ |
| DCP (mV) ^B | 96.7 | 101.9 | 95.7 | |

Modulation Calibration Parameters

| UID | Communication System Name | | A dB | B dB $\sqrt{\mu\text{V}}$ | C | D dB | VR mV | Unc ^E (k=2) |
|-----|---------------------------|---|---------|------------------------------|-----|---------|----------|---------------------------|
| 0 | CW | X | 0.0 | 0.0 | 1.0 | 0.00 | 141.6 | $\pm 3.5 \%$ |
| | | Y | 0.0 | 0.0 | 1.0 | | 144.6 | |
| | | Z | 0.0 | 0.0 | 1.0 | | 139.3 | |

Note: For details on UID parameters see Appendix.

Sensor Model Parameters

| | C1 fF | C2 fF | α V^{-1} | T1 $\text{ms}\cdot\text{V}^{-2}$ | T2 $\text{ms}\cdot\text{V}^{-1}$ | T3 ms | T4 V^{-2} | T5 V^{-1} | T6 |
|---|----------|----------|-----------------------------|-------------------------------------|-------------------------------------|----------|-----------------------|-----------------------|-------|
| X | 65.03 | 492.8 | 36.81 | 15.9 | 1.208 | 4.981 | 0 | 0.585 | 1.005 |
| Y | 44.82 | 332.2 | 35.16 | 9.071 | 0.595 | 5.01 | 1.288 | 0.14 | 1.007 |
| Z | 59.16 | 456.1 | 38.06 | 8.31 | 1.06 | 5.043 | 0 | 0.503 | 1.008 |

The reported uncertainty of measurement is stated as the standard uncertainty of measurement multiplied by the coverage factor $k=2$, which for a normal distribution corresponds to a coverage probability of approximately 95%.

^A The uncertainties of Norm X,Y,Z do not affect the E^2 -field uncertainty inside TSL (see Pages 5 and 6).

^B Numerical linearization parameter: uncertainty not required.

^E Uncertainty is determined using the max. deviation from linear response applying rectangular distribution and is expressed for the square of the field value.

DASY/EASY - Parameters of Probe: EX3DV4 - SN:7346

Calibration Parameter Determined in Head Tissue Simulating Media

| f (MHz) ^C | Relative Permittivity ^F | Conductivity (S/m) ^F | ConvF X | ConvF Y | ConvF Z | Alpha ^G | Depth (mm) ^G | Unc (k=2) |
|----------------------|------------------------------------|---------------------------------|---------|---------|---------|--------------------|-------------------------|-----------|
| 750 | 41.9 | 0.89 | 10.48 | 10.48 | 10.48 | 0.38 | 1.02 | ± 12.0 % |
| 835 | 41.5 | 0.90 | 10.26 | 10.26 | 10.26 | 0.54 | 0.80 | ± 12.0 % |
| 900 | 41.5 | 0.97 | 9.90 | 9.90 | 9.90 | 0.35 | 0.95 | ± 12.0 % |
| 1450 | 40.5 | 1.20 | 8.93 | 8.93 | 8.93 | 0.42 | 0.80 | ± 12.0 % |
| 1750 | 40.1 | 1.37 | 8.53 | 8.53 | 8.53 | 0.37 | 0.82 | ± 12.0 % |
| 1900 | 40.0 | 1.40 | 8.17 | 8.17 | 8.17 | 0.33 | 0.80 | ± 12.0 % |
| 2000 | 40.0 | 1.40 | 8.14 | 8.14 | 8.14 | 0.33 | 0.86 | ± 12.0 % |
| 2300 | 39.5 | 1.67 | 7.68 | 7.68 | 7.68 | 0.38 | 0.80 | ± 12.0 % |
| 2450 | 39.2 | 1.80 | 7.36 | 7.36 | 7.36 | 0.33 | 0.87 | ± 12.0 % |
| 2600 | 39.0 | 1.96 | 7.16 | 7.16 | 7.16 | 0.35 | 0.88 | ± 12.0 % |
| 3500 | 37.9 | 2.91 | 6.85 | 6.85 | 6.85 | 0.43 | 0.99 | ± 13.1 % |
| 5250 | 35.9 | 4.71 | 5.31 | 5.31 | 5.31 | 0.35 | 1.80 | ± 13.1 % |
| 5600 | 35.5 | 5.07 | 4.36 | 4.36 | 4.36 | 0.50 | 1.80 | ± 13.1 % |
| 5750 | 35.4 | 5.22 | 4.62 | 4.62 | 4.62 | 0.50 | 1.80 | ± 13.1 % |

^C Frequency validity above 300 MHz of ± 100 MHz only applies for DASY v4.4 and higher (see Page 2), else it is restricted to ± 50 MHz. The uncertainty is the RSS of the ConvF uncertainty at calibration frequency and the uncertainty for the indicated frequency band. Frequency validity below 300 MHz is ± 10, 25, 40, 50 and 70 MHz for ConvF assessments at 30, 64, 128, 150 and 220 MHz respectively. Above 5 GHz frequency validity can be extended to ± 110 MHz.

^F At frequencies below 3 GHz, the validity of tissue parameters (ϵ and σ) can be relaxed to ± 10% if liquid compensation formula is applied to measured SAR values. At frequencies above 3 GHz, the validity of tissue parameters (ϵ and σ) is restricted to ± 5%. The uncertainty is the RSS of the ConvF uncertainty for indicated target tissue parameters.

^G Alpha/Depth are determined during calibration. SPEAG warrants that the remaining deviation due to the boundary effect after compensation is always less than ± 1% for frequencies below 3 GHz and below ± 2% for frequencies between 3-6 GHz at any distance larger than half the probe tip diameter from the boundary.

DASY/EASY - Parameters of Probe: EX3DV4 - SN:7346

Calibration Parameter Determined in Body Tissue Simulating Media

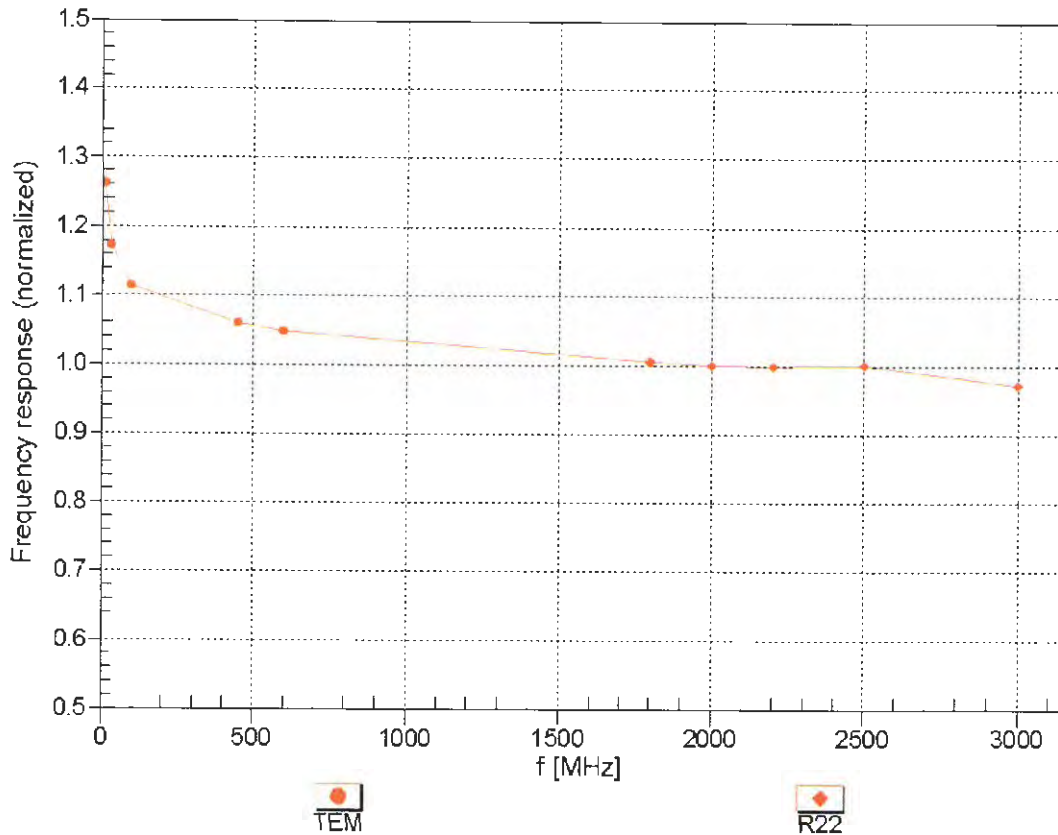
| f (MHz) ^C | Relative Permittivity ^F | Conductivity (S/m) ^F | ConvF X | ConvF Y | ConvF Z | Alpha ^G | Depth ^G (mm) | Unc (k=2) |
|----------------------|------------------------------------|---------------------------------|---------|---------|---------|--------------------|-------------------------|-----------|
| 750 | 55.5 | 0.96 | 10.06 | 10.06 | 10.06 | 0.53 | 0.80 | ± 12.0 % |
| 835 | 55.2 | 0.97 | 9.87 | 9.87 | 9.87 | 0.36 | 1.03 | ± 12.0 % |
| 900 | 55.0 | 1.05 | 9.91 | 9.91 | 9.91 | 0.44 | 0.90 | ± 12.0 % |
| 1450 | 54.0 | 1.30 | 8.55 | 8.55 | 8.55 | 0.32 | 0.80 | ± 12.0 % |
| 1750 | 53.4 | 1.49 | 8.22 | 8.22 | 8.22 | 0.38 | 0.86 | ± 12.0 % |
| 1900 | 53.3 | 1.52 | 7.92 | 7.92 | 7.92 | 0.39 | 0.86 | ± 12.0 % |
| 2000 | 53.3 | 1.52 | 8.07 | 8.07 | 8.07 | 0.42 | 0.84 | ± 12.0 % |
| 2300 | 52.9 | 1.81 | 7.66 | 7.66 | 7.66 | 0.43 | 0.83 | ± 12.0 % |
| 2450 | 52.7 | 1.95 | 7.55 | 7.55 | 7.55 | 0.47 | 0.80 | ± 12.0 % |
| 2600 | 52.5 | 2.16 | 7.28 | 7.28 | 7.28 | 0.40 | 0.80 | ± 12.0 % |
| 3500 | 51.3 | 3.31 | 6.48 | 6.48 | 6.48 | 0.50 | 0.95 | ± 13.1 % |
| 5250 | 48.9 | 5.36 | 4.58 | 4.58 | 4.58 | 0.50 | 1.90 | ± 13.1 % |
| 5600 | 48.5 | 5.77 | 3.80 | 3.80 | 3.80 | 0.55 | 1.90 | ± 13.1 % |
| 5750 | 48.3 | 5.94 | 4.01 | 4.01 | 4.01 | 0.55 | 1.90 | ± 13.1 % |

^C Frequency validity above 300 MHz of ± 100 MHz only applies for DASY v4.4 and higher (see Page 2), else it is restricted to ± 50 MHz. The uncertainty is the RSS of the ConvF uncertainty at calibration frequency and the uncertainty for the indicated frequency band. Frequency validity below 300 MHz is ± 10, 25, 40, 50 and 70 MHz for ConvF assessments at 30, 64, 128, 150 and 220 MHz respectively. Above 5 GHz frequency validity can be extended to ± 110 MHz.

^F At frequencies below 3 GHz, the validity of tissue parameters (ϵ and σ) can be relaxed to ± 10% if liquid compensation formula is applied to measured SAR values. At frequencies above 3 GHz, the validity of tissue parameters (ϵ and σ) is restricted to ± 5%. The uncertainty is the RSS of the ConvF uncertainty for indicated target tissue parameters.

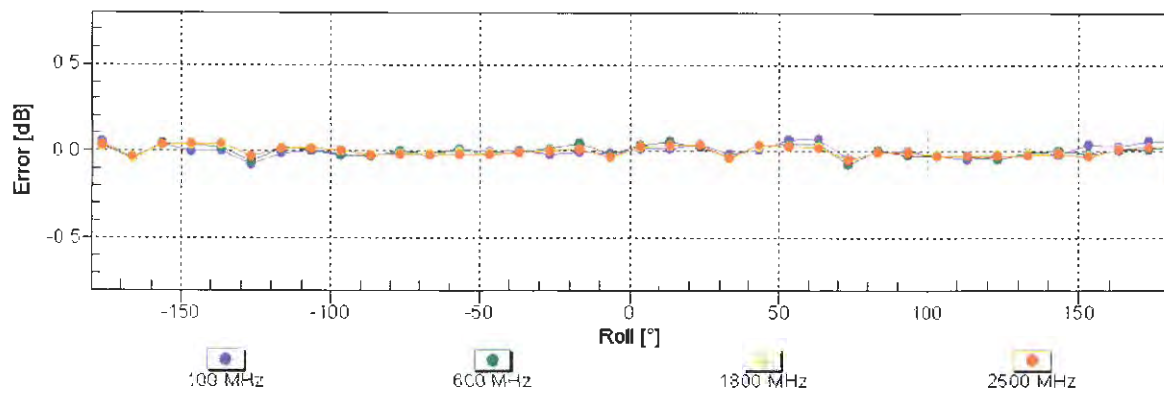
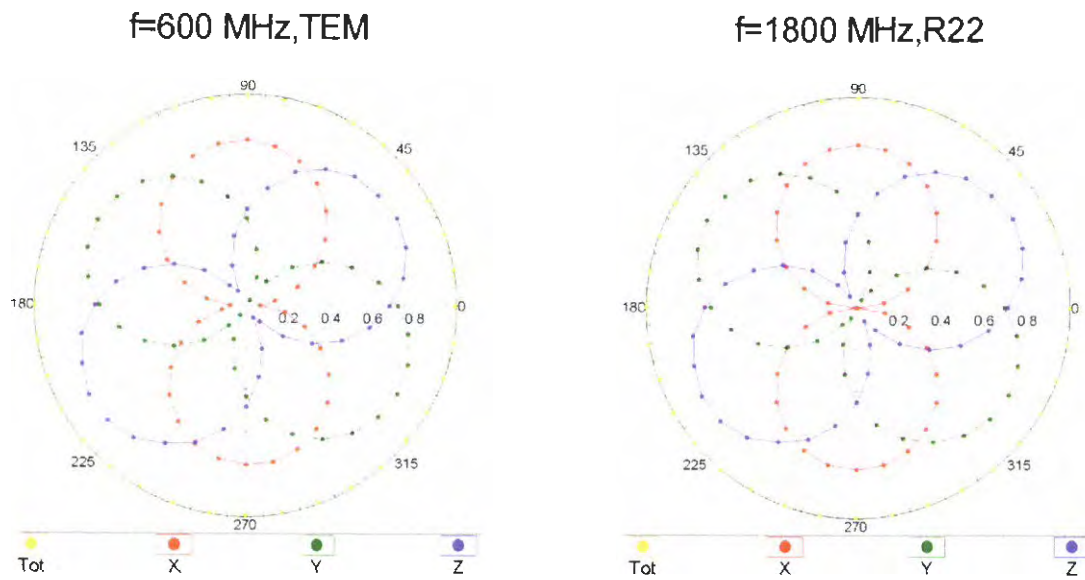
^G Alpha/Depth are determined during calibration. SPEAG warrants that the remaining deviation due to the boundary effect after compensation is always less than ± 1% for frequencies below 3 GHz and below ± 2% for frequencies between 3-6 GHz at any distance larger than half the probe tip diameter from the boundary.

Frequency Response of E-Field (TEM-Cell:ifi110 EXX, Waveguide: R22)



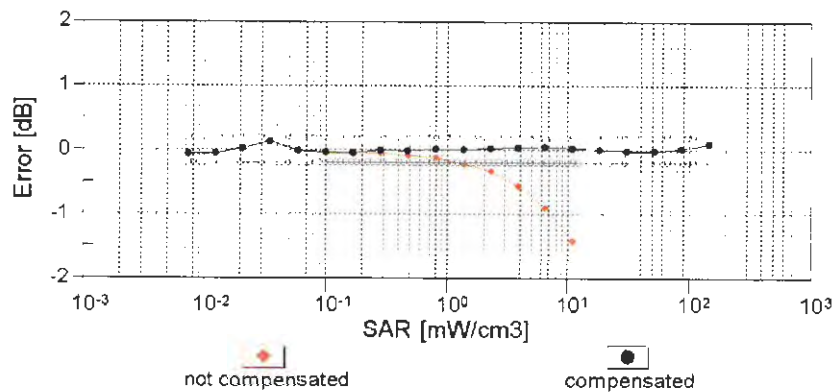
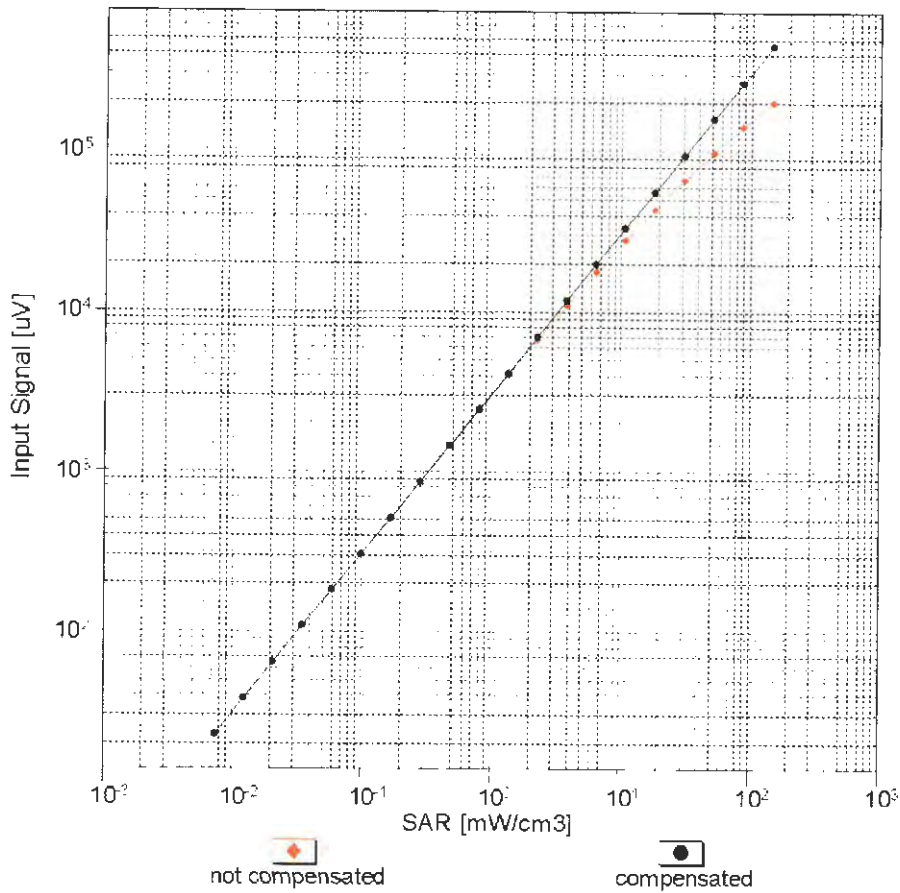
Uncertainty of Frequency Response of E-field: $\pm 6.3\%$ (k=2)

Receiving Pattern (ϕ), $\theta = 0^\circ$



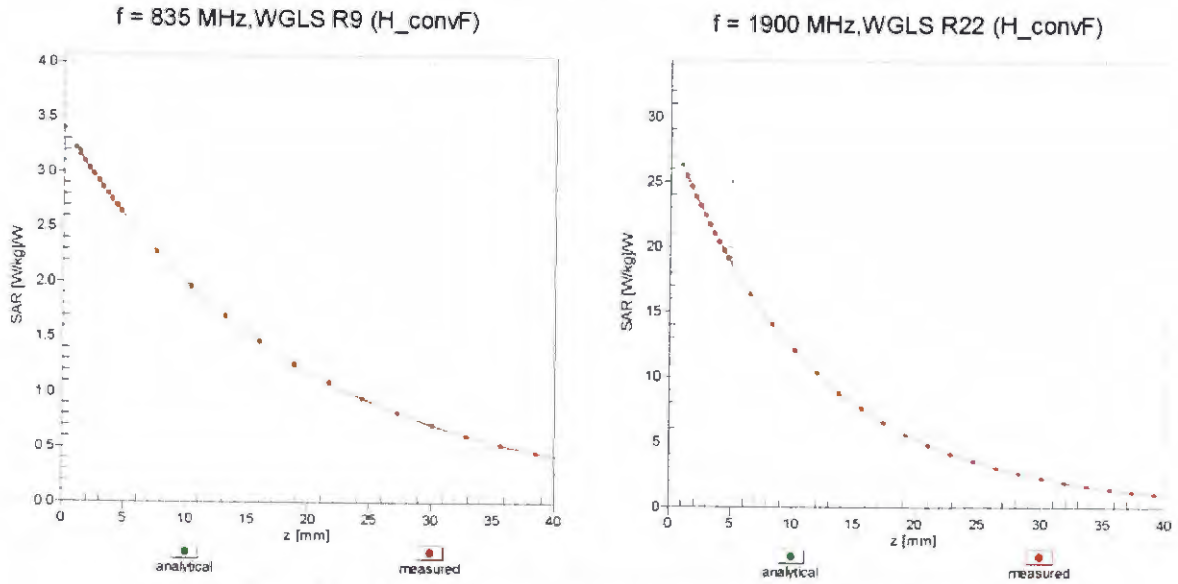
Uncertainty of Axial Isotropy Assessment: $\pm 0.5\%$ ($k=2$)

Dynamic Range f(SAR_{head}) (TEM cell , f_{eval}= 1900 MHz)


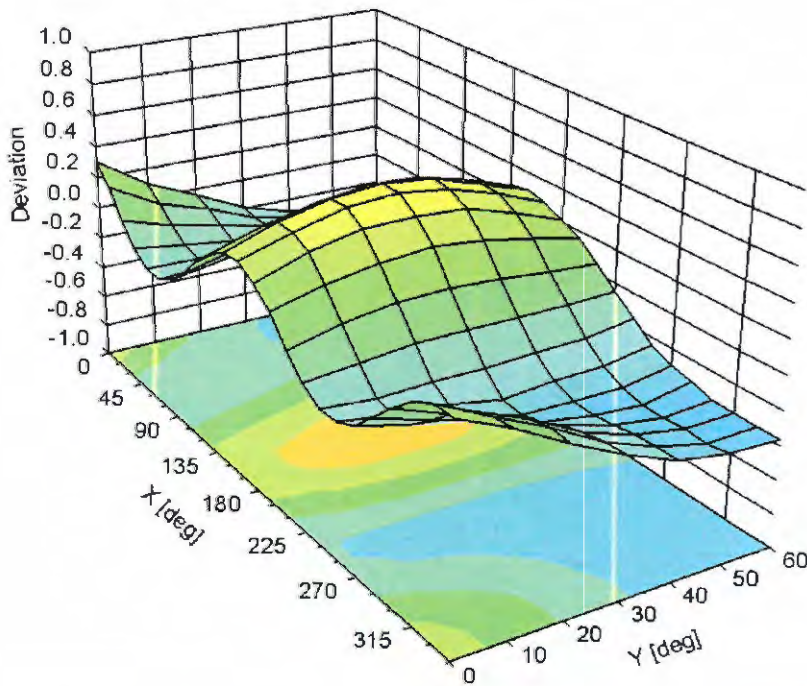


Uncertainty of Linearity Assessment: ± 0.6% (k=2)

Conversion Factor Assessment



Deviation from Isotropy in Liquid Error (ϕ, θ), f = 900 MHz



DASY/EASY - Parameters of Probe: EX3DV4 - SN:7346

Other Probe Parameters

| | |
|---|------------|
| Sensor Arrangement | Triangular |
| Connector Angle (°) | -6.7 |
| Mechanical Surface Detection Mode | enabled |
| Optical Surface Detection Mode | disabled |
| Probe Overall Length | 337 mm |
| Probe Body Diameter | 10 mm |
| Tip Length | 9 mm |
| Tip Diameter | 2.5 mm |
| Probe Tip to Sensor X Calibration Point | 1 mm |
| Probe Tip to Sensor Y Calibration Point | 1 mm |
| Probe Tip to Sensor Z Calibration Point | 1 mm |
| Recommended Measurement Distance from Surface | 1.4 mm |

Appendix: Modulation Calibration Parameters

| UID | Communication System Name | | A dB | B dB $\sqrt{\mu V}$ | C | D dB | VR mV | Max Unc ^E (k=2) |
|---------------|---|---|---------|------------------------|-------|---------|----------|----------------------------------|
| 0 | CW | X | 0.00 | 0.00 | 1.00 | 0.00 | 141.6 | $\pm 3.5\%$ |
| | | Y | 0.00 | 0.00 | 1.00 | | 144.6 | |
| | | Z | 0.00 | 0.00 | 1.00 | | 139.3 | |
| 10010- CAA | SAR Validation (Square, 100ms, 10ms) | X | 3.01 | 67.38 | 11.65 | 10.00 | 20.0 | $\pm 9.6\%$ |
| | | Y | 2.74 | 67.12 | 11.04 | | 20.0 | |
| | | Z | 4.70 | 73.26 | 14.44 | | 20.0 | |
| 10011- CAB | UMTS-FDD (WCDMA) | X | 1.53 | 74.38 | 19.47 | 0.00 | 150.0 | $\pm 9.6\%$ |
| | | Y | 1.03 | 67.27 | 15.26 | | 150.0 | |
| | | Z | 2.13 | 81.28 | 22.71 | | 150.0 | |
| 10012- CAB | IEEE 802.11b WiFi 2.4 GHz (DSSS, 1 Mbps) | X | 1.27 | 65.51 | 16.80 | 0.41 | 150.0 | $\pm 9.6\%$ |
| | | Y | 1.16 | 63.58 | 15.03 | | 150.0 | |
| | | Z | 1.28 | 66.43 | 17.84 | | 150.0 | |
| 10013- CAB | IEEE 802.11g WiFi 2.4 GHz (DSSS-OFDM, 6 Mbps) | X | 5.03 | 66.60 | 17.21 | 1.46 | 150.0 | $\pm 9.6\%$ |
| | | Y | 4.81 | 66.56 | 16.92 | | 150.0 | |
| | | Z | 5.04 | 66.90 | 17.61 | | 150.0 | |
| 10021- DAB | GSM-FDD (TDMA, GMSK) | X | 20.51 | 92.15 | 21.92 | 9.39 | 50.0 | $\pm 9.6\%$ |
| | | Y | 100.00 | 111.05 | 26.02 | | 50.0 | |
| | | Z | 100.00 | 116.92 | 29.29 | | 50.0 | |
| 10023- DAB | GPRS-FDD (TDMA, GMSK, TN 0) | X | 15.75 | 88.64 | 20.92 | 9.57 | 50.0 | $\pm 9.6\%$ |
| | | Y | 100.00 | 110.75 | 25.94 | | 50.0 | |
| | | Z | 100.00 | 116.58 | 29.20 | | 50.0 | |
| 10024- DAB | GPRS-FDD (TDMA, GMSK, TN 0-1) | X | 100.00 | 109.72 | 24.83 | 6.56 | 60.0 | $\pm 9.6\%$ |
| | | Y | 100.00 | 110.73 | 24.70 | | 60.0 | |
| | | Z | 100.00 | 119.02 | 28.88 | | 60.0 | |
| 10025- DAB | EDGE-FDD (TDMA, 8PSK, TN 0) | X | 6.01 | 77.91 | 28.94 | 12.57 | 50.0 | $\pm 9.6\%$ |
| | | Y | 10.53 | 98.72 | 39.20 | | 50.0 | |
| | | Z | 5.87 | 78.36 | 30.04 | | 50.0 | |
| 10026- DAB | EDGE-FDD (TDMA, 8PSK, TN 0-1) | X | 11.52 | 93.98 | 32.42 | 9.56 | 60.0 | $\pm 9.6\%$ |
| | | Y | 9.45 | 93.44 | 33.32 | | 60.0 | |
| | | Z | 10.17 | 94.01 | 33.68 | | 60.0 | |
| 10027- DAB | GPRS-FDD (TDMA, GMSK, TN 0-1-2) | X | 100.00 | 109.20 | 23.84 | 4.80 | 80.0 | $\pm 9.6\%$ |
| | | Y | 100.00 | 112.08 | 24.48 | | 80.0 | |
| | | Z | 100.00 | 123.80 | 29.99 | | 80.0 | |
| 10028- DAB | GPRS-FDD (TDMA, GMSK, TN 0-1-2-3) | X | 100.00 | 110.17 | 23.60 | 3.55 | 100.0 | $\pm 9.6\%$ |
| | | Y | 100.00 | 114.76 | 24.94 | | 100.0 | |
| | | Z | 100.00 | 132.09 | 32.64 | | 100.0 | |
| 10029- DAB | EDGE-FDD (TDMA, 8PSK, TN 0-1-2) | X | 7.46 | 84.74 | 28.00 | 7.80 | 80.0 | $\pm 9.6\%$ |
| | | Y | 5.36 | 80.17 | 26.91 | | 80.0 | |
| | | Z | 6.15 | 82.75 | 28.36 | | 80.0 | |
| 10030- CAA | IEEE 802.15.1 Bluetooth (GFSK, DH1) | X | 100.00 | 108.34 | 23.76 | 5.30 | 70.0 | $\pm 9.6\%$ |
| | | Y | 100.00 | 109.57 | 23.69 | | 70.0 | |
| | | Z | 100.00 | 119.67 | 28.58 | | 70.0 | |
| 10031- CAA | IEEE 802.15.1 Bluetooth (GFSK, DH3) | X | 100.00 | 112.55 | 23.33 | 1.88 | 100.0 | $\pm 9.6\%$ |
| | | Y | 100.00 | 115.62 | 23.97 | | 100.0 | |
| | | Z | 100.00 | 156.90 | 40.75 | | 100.0 | |

| | | | | | | | | |
|-----------|---|---|--------|--------|-------|-------|-------|---------|
| 10032-CAA | IEEE 802.15.1 Bluetooth (GFSK, DH5) | X | 100.00 | 125.86 | 27.76 | 1.17 | 100.0 | ± 9.6 % |
| | | Y | 100.00 | 126.33 | 27.34 | | 100.0 | |
| | | Z | 100.00 | 222.79 | 64.53 | | 100.0 | |
| 10033-CAA | IEEE 802.15.1 Bluetooth (PI/4-DQPSK, DH1) | X | 11.15 | 92.40 | 24.94 | 5.30 | 70.0 | ± 9.6 % |
| | | Y | 7.31 | 87.13 | 22.76 | | 70.0 | |
| | | Z | 68.85 | 128.68 | 36.30 | | 70.0 | |
| 10034-CAA | IEEE 802.15.1 Bluetooth (PI/4-DQPSK, DH3) | X | 4.60 | 83.74 | 21.62 | 1.88 | 100.0 | ± 9.6 % |
| | | Y | 2.34 | 74.02 | 16.84 | | 100.0 | |
| | | Z | 17.43 | 108.95 | 30.34 | | 100.0 | |
| 10035-CAA | IEEE 802.15.1 Bluetooth (PI/4-DQPSK, DH5) | X | 3.22 | 80.12 | 20.37 | 1.17 | 100.0 | ± 9.6 % |
| | | Y | 1.73 | 71.13 | 15.47 | | 100.0 | |
| | | Z | 8.63 | 98.72 | 27.28 | | 100.0 | |
| 10036-CAA | IEEE 802.15.1 Bluetooth (8-DPSK, DH1) | X | 14.97 | 97.28 | 26.50 | 5.30 | 70.0 | ± 9.6 % |
| | | Y | 9.38 | 91.17 | 24.13 | | 70.0 | |
| | | Z | 100.00 | 135.60 | 38.02 | | 70.0 | |
| 10037-CAA | IEEE 802.15.1 Bluetooth (8-DPSK, DH3) | X | 4.36 | 83.05 | 21.33 | 1.88 | 100.0 | ± 9.6 % |
| | | Y | 2.18 | 73.24 | 16.51 | | 100.0 | |
| | | Z | 14.92 | 106.55 | 29.65 | | 100.0 | |
| 10038-CAA | IEEE 802.15.1 Bluetooth (8-DPSK, DH5) | X | 3.33 | 80.94 | 20.78 | 1.17 | 100.0 | ± 9.6 % |
| | | Y | 1.74 | 71.38 | 15.69 | | 100.0 | |
| | | Z | 9.23 | 100.34 | 27.91 | | 100.0 | |
| 10039-CAB | CDMA2000 (1xRTT, RC1) | X | 4.37 | 85.10 | 22.28 | 0.00 | 150.0 | ± 9.6 % |
| | | Y | 1.80 | 71.94 | 15.56 | | 150.0 | |
| | | Z | 17.38 | 107.27 | 28.89 | | 150.0 | |
| 10042-CAB | IS-54 / IS-136 FDD (TDMA/FDM, PI/4-DQPSK, Halfrate) | X | 25.95 | 93.51 | 20.89 | 7.78 | 50.0 | ± 9.6 % |
| | | Y | 100.00 | 108.13 | 23.86 | | 50.0 | |
| | | Z | 100.00 | 114.57 | 27.22 | | 50.0 | |
| 10044-CAA | IS-91/EIA/TIA-553 FDD (FDMA, FM) | X | 0.00 | 110.72 | 1.44 | 0.00 | 150.0 | ± 9.6 % |
| | | Y | 0.01 | 91.75 | 0.31 | | 150.0 | |
| | | Z | 0.00 | 122.19 | 7.45 | | 150.0 | |
| 10048-CAA | DECT (TDD, TDMA/FDM, GFSK, Full Slot, 24) | X | 7.96 | 77.09 | 18.59 | 13.80 | 25.0 | ± 9.6 % |
| | | Y | 11.20 | 80.54 | 18.87 | | 25.0 | |
| | | Z | 33.90 | 97.82 | 25.56 | | 25.0 | |
| 10049-CAA | DECT (TDD, TDMA/FDM, GFSK, Double Slot, 12) | X | 8.94 | 80.52 | 18.60 | 10.79 | 40.0 | ± 9.6 % |
| | | Y | 14.61 | 86.40 | 19.75 | | 40.0 | |
| | | Z | 100.00 | 115.50 | 29.17 | | 40.0 | |
| 10056-CAA | UMTS-TDD (TD-SCDMA, 1.28 Mcps) | X | 11.45 | 87.14 | 23.25 | 9.03 | 50.0 | ± 9.6 % |
| | | Y | 18.90 | 95.65 | 25.36 | | 50.0 | |
| | | Z | 42.17 | 111.47 | 31.37 | | 50.0 | |
| 10058-DAB | EDGE-FDD (TDMA, 8PSK, TN 0-1-2-3) | X | 5.67 | 79.67 | 25.36 | 6.55 | 100.0 | ± 9.6 % |
| | | Y | 4.08 | 74.74 | 23.77 | | 100.0 | |
| | | Z | 4.68 | 77.49 | 25.49 | | 100.0 | |
| 10059-CAB | IEEE 802.11b WiFi 2.4 GHz (DSSS, 2 Mbps) | X | 1.34 | 66.98 | 17.49 | 0.61 | 110.0 | ± 9.6 % |
| | | Y | 1.18 | 64.40 | 15.48 | | 110.0 | |
| | | Z | 1.35 | 68.04 | 18.73 | | 110.0 | |
| 10060-CAB | IEEE 802.11b WiFi 2.4 GHz (DSSS, 5.5 Mbps) | X | 100.00 | 138.11 | 35.97 | 1.30 | 110.0 | ± 9.6 % |
| | | Y | 4.29 | 91.80 | 24.39 | | 110.0 | |
| | | Z | 100.00 | 153.96 | 42.66 | | 110.0 | |

| | | | | | | | | |
|-----------|--|---|------|-------|-------|------|-------|---------|
| 10061-CAB | IEEE 802.11b WiFi 2.4 GHz (DSSS, 11 Mbps) | X | 4.68 | 87.58 | 24.71 | 2.04 | 110.0 | ± 9.6 % |
| | | Y | 2.13 | 75.56 | 20.26 | | 110.0 | |
| | | Z | 6.25 | 97.96 | 29.93 | | 110.0 | |
| 10062-CAB | IEEE 802.11a/h WiFi 5 GHz (OFDM, 6 Mbps) | X | 4.88 | 66.78 | 16.81 | 0.49 | 100.0 | ± 9.6 % |
| | | Y | 4.63 | 66.62 | 16.41 | | 100.0 | |
| | | Z | 4.88 | 67.05 | 17.15 | | 100.0 | |
| 10063-CAB | IEEE 802.11a/h WiFi 5 GHz (OFDM, 9 Mbps) | X | 4.89 | 66.86 | 16.89 | 0.72 | 100.0 | ± 9.6 % |
| | | Y | 4.64 | 66.68 | 16.49 | | 100.0 | |
| | | Z | 4.89 | 67.14 | 17.25 | | 100.0 | |
| 10064-CAB | IEEE 802.11a/h WiFi 5 GHz (OFDM, 12 Mbps) | X | 5.23 | 67.16 | 17.11 | 0.86 | 100.0 | ± 9.6 % |
| | | Y | 4.92 | 66.93 | 16.71 | | 100.0 | |
| | | Z | 5.22 | 67.42 | 17.46 | | 100.0 | |
| 10065-CAB | IEEE 802.11a/h WiFi 5 GHz (OFDM, 18 Mbps) | X | 5.07 | 67.03 | 17.16 | 1.21 | 100.0 | ± 9.6 % |
| | | Y | 4.78 | 66.79 | 16.78 | | 100.0 | |
| | | Z | 5.07 | 67.31 | 17.55 | | 100.0 | |
| 10066-CAB | IEEE 802.11a/h WiFi 5 GHz (OFDM, 24 Mbps) | X | 5.08 | 67.03 | 17.29 | 1.46 | 100.0 | ± 9.6 % |
| | | Y | 4.79 | 66.79 | 16.92 | | 100.0 | |
| | | Z | 5.08 | 67.31 | 17.70 | | 100.0 | |
| 10067-CAB | IEEE 802.11a/h WiFi 5 GHz (OFDM, 36 Mbps) | X | 5.35 | 66.99 | 17.61 | 2.04 | 100.0 | ± 9.6 % |
| | | Y | 5.07 | 66.96 | 17.35 | | 100.0 | |
| | | Z | 5.35 | 67.30 | 18.04 | | 100.0 | |
| 10068-CAB | IEEE 802.11a/h WiFi 5 GHz (OFDM, 48 Mbps) | X | 5.43 | 67.19 | 17.86 | 2.55 | 100.0 | ± 9.6 % |
| | | Y | 5.11 | 66.96 | 17.55 | | 100.0 | |
| | | Z | 5.42 | 67.46 | 18.30 | | 100.0 | |
| 10069-CAB | IEEE 802.11a/h WiFi 5 GHz (OFDM, 54 Mbps) | X | 5.50 | 67.05 | 17.99 | 2.67 | 100.0 | ± 9.6 % |
| | | Y | 5.19 | 66.98 | 17.74 | | 100.0 | |
| | | Z | 5.49 | 67.35 | 18.44 | | 100.0 | |
| 10071-CAB | IEEE 802.11g WiFi 2.4 GHz (DSSS/OFDM, 9 Mbps) | X | 5.11 | 66.64 | 17.45 | 1.99 | 100.0 | ± 9.6 % |
| | | Y | 4.90 | 66.62 | 17.20 | | 100.0 | |
| | | Z | 5.12 | 66.94 | 17.88 | | 100.0 | |
| 10072-CAB | IEEE 802.11g WiFi 2.4 GHz (DSSS/OFDM, 12 Mbps) | X | 5.12 | 67.02 | 17.66 | 2.30 | 100.0 | ± 9.6 % |
| | | Y | 4.86 | 66.89 | 17.38 | | 100.0 | |
| | | Z | 5.12 | 67.34 | 18.12 | | 100.0 | |
| 10073-CAB | IEEE 802.11g WiFi 2.4 GHz (DSSS/OFDM, 18 Mbps) | X | 5.16 | 67.12 | 17.92 | 2.83 | 100.0 | ± 9.6 % |
| | | Y | 4.92 | 67.02 | 17.68 | | 100.0 | |
| | | Z | 5.17 | 67.44 | 18.41 | | 100.0 | |
| 10074-CAB | IEEE 802.11g WiFi 2.4 GHz (DSSS/OFDM, 24 Mbps) | X | 5.12 | 66.98 | 18.05 | 3.30 | 100.0 | ± 9.6 % |
| | | Y | 4.90 | 66.90 | 17.82 | | 100.0 | |
| | | Z | 5.13 | 67.27 | 18.53 | | 100.0 | |
| 10075-CAB | IEEE 802.11g WiFi 2.4 GHz (DSSS/OFDM, 36 Mbps) | X | 5.19 | 67.23 | 18.40 | 3.82 | 90.0 | ± 9.6 % |
| | | Y | 4.93 | 67.00 | 18.11 | | 90.0 | |
| | | Z | 5.18 | 67.46 | 18.88 | | 90.0 | |
| 10076-CAB | IEEE 802.11g WiFi 2.4 GHz (DSSS/OFDM, 48 Mbps) | X | 5.16 | 66.87 | 18.42 | 4.15 | 90.0 | ± 9.6 % |
| | | Y | 4.95 | 66.81 | 18.24 | | 90.0 | |
| | | Z | 5.15 | 67.10 | 18.90 | | 90.0 | |
| 10077-CAB | IEEE 802.11g WiFi 2.4 GHz (DSSS/OFDM, 54 Mbps) | X | 5.17 | 66.90 | 18.49 | 4.30 | 90.0 | ± 9.6 % |
| | | Y | 4.97 | 66.88 | 18.33 | | 90.0 | |
| | | Z | 5.17 | 67.14 | 18.98 | | 90.0 | |

| | | | | | | | | |
|-----------|---|---|--------|--------|-------|------|-------|---------|
| 10081-CAB | CDMA2000 (1xRTT, RC3) | X | 1.69 | 76.12 | 18.80 | 0.00 | 150.0 | ± 9.6 % |
| | | Y | 0.83 | 65.95 | 12.49 | | 150.0 | |
| | | Z | 4.47 | 92.04 | 24.43 | | 150.0 | |
| 10082-CAB | IS-54 / IS-136 FDD (TDMA/FDM, PI/4-DQPSK, Fullrate) | X | 0.90 | 60.00 | 5.02 | 4.77 | 80.0 | ± 9.6 % |
| | | Y | 0.68 | 60.00 | 4.45 | | 80.0 | |
| | | Z | 0.72 | 60.00 | 4.94 | | 80.0 | |
| 10090-DAB | GPRS-FDD (TDMA, GMSK, TN 0-4) | X | 100.00 | 109.74 | 24.86 | 6.56 | 60.0 | ± 9.6 % |
| | | Y | 100.00 | 110.73 | 24.71 | | 60.0 | |
| | | Z | 100.00 | 119.04 | 28.91 | | 60.0 | |
| 10097-CAB | UMTS-FDD (HSDPA) | X | 2.15 | 70.37 | 17.79 | 0.00 | 150.0 | ± 9.6 % |
| | | Y | 1.84 | 67.75 | 15.67 | | 150.0 | |
| | | Z | 2.36 | 72.57 | 19.02 | | 150.0 | |
| 10098-CAB | UMTS-FDD (HSUPA, Subtest 2) | X | 2.11 | 70.37 | 17.78 | 0.00 | 150.0 | ± 9.6 % |
| | | Y | 1.80 | 67.71 | 15.64 | | 150.0 | |
| | | Z | 2.33 | 72.65 | 19.05 | | 150.0 | |
| 10099-DAB | EDGE-FDD (TDMA, 8PSK, TN 0-4) | X | 11.56 | 94.02 | 32.42 | 9.56 | 60.0 | ± 9.6 % |
| | | Y | 9.52 | 93.58 | 33.36 | | 60.0 | |
| | | Z | 10.23 | 94.11 | 33.71 | | 60.0 | |
| 10100-CAB | LTE-FDD (SC-FDMA, 100% RB, 20 MHz, QPSK) | X | 3.83 | 73.46 | 18.42 | 0.00 | 150.0 | ± 9.6 % |
| | | Y | 3.11 | 70.26 | 16.69 | | 150.0 | |
| | | Z | 4.07 | 74.87 | 19.28 | | 150.0 | |
| 10101-CAB | LTE-FDD (SC-FDMA, 100% RB, 20 MHz, 16-QAM) | X | 3.58 | 68.89 | 16.93 | 0.00 | 150.0 | ± 9.6 % |
| | | Y | 3.22 | 67.49 | 15.91 | | 150.0 | |
| | | Z | 3.62 | 69.39 | 17.39 | | 150.0 | |
| 10102-CAB | LTE-FDD (SC-FDMA, 100% RB, 20 MHz, 64-QAM) | X | 3.67 | 68.74 | 16.98 | 0.00 | 150.0 | ± 9.6 % |
| | | Y | 3.33 | 67.46 | 16.00 | | 150.0 | |
| | | Z | 3.70 | 69.20 | 17.40 | | 150.0 | |
| 10103-CAB | LTE-TDD (SC-FDMA, 100% RB, 20 MHz, QPSK) | X | 6.66 | 75.26 | 20.02 | 3.98 | 65.0 | ± 9.6 % |
| | | Y | 5.68 | 74.18 | 19.74 | | 65.0 | |
| | | Z | 6.58 | 76.61 | 21.32 | | 65.0 | |
| 10104-CAB | LTE-TDD (SC-FDMA, 100% RB, 20 MHz, 16-QAM) | X | 6.87 | 74.19 | 20.47 | 3.98 | 65.0 | ± 9.6 % |
| | | Y | 5.82 | 72.64 | 19.88 | | 65.0 | |
| | | Z | 6.34 | 73.91 | 20.98 | | 65.0 | |
| 10105-CAB | LTE-TDD (SC-FDMA, 100% RB, 20 MHz, 64-QAM) | X | 6.26 | 72.32 | 19.96 | 3.98 | 65.0 | ± 9.6 % |
| | | Y | 5.51 | 71.40 | 19.61 | | 65.0 | |
| | | Z | 5.86 | 72.16 | 20.48 | | 65.0 | |
| 10108-CAC | LTE-FDD (SC-FDMA, 100% RB, 10 MHz, QPSK) | X | 3.36 | 72.58 | 18.27 | 0.00 | 150.0 | ± 9.6 % |
| | | Y | 2.70 | 69.48 | 16.51 | | 150.0 | |
| | | Z | 3.56 | 74.09 | 19.20 | | 150.0 | |
| 10109-CAC | LTE-FDD (SC-FDMA, 100% RB, 10 MHz, 16-QAM) | X | 3.26 | 68.86 | 16.99 | 0.00 | 150.0 | ± 9.6 % |
| | | Y | 2.88 | 67.34 | 15.80 | | 150.0 | |
| | | Z | 3.31 | 69.52 | 17.51 | | 150.0 | |
| 10110-CAC | LTE-FDD (SC-FDMA, 100% RB, 5 MHz, QPSK) | X | 2.77 | 71.68 | 18.06 | 0.00 | 150.0 | ± 9.6 % |
| | | Y | 2.19 | 68.60 | 16.10 | | 150.0 | |
| | | Z | 2.96 | 73.56 | 19.16 | | 150.0 | |
| 10111-CAC | LTE-FDD (SC-FDMA, 100% RB, 5 MHz, 16-QAM) | X | 3.02 | 70.00 | 17.64 | 0.00 | 150.0 | ± 9.6 % |
| | | Y | 2.59 | 68.20 | 16.07 | | 150.0 | |
| | | Z | 3.13 | 71.21 | 18.38 | | 150.0 | |

| | | | | | | | | |
|-----------|--|---|-------|-------|-------|------|-------|---------|
| 10112-CAC | LTE-FDD (SC-FDMA, 100% RB, 10 MHz, 64-QAM) | X | 3.37 | 68.68 | 16.96 | 0.00 | 150.0 | ± 9.6 % |
| | | Y | 3.00 | 67.35 | 15.86 | | 150.0 | |
| | | Z | 3.41 | 69.29 | 17.46 | | 150.0 | |
| 10113-CAC | LTE-FDD (SC-FDMA, 100% RB, 5 MHz, 64-QAM) | X | 3.17 | 69.93 | 17.66 | 0.00 | 150.0 | ± 9.6 % |
| | | Y | 2.75 | 68.35 | 16.20 | | 150.0 | |
| | | Z | 3.27 | 71.05 | 18.35 | | 150.0 | |
| 10114-CAB | IEEE 802.11n (HT Greenfield, 13.5 Mbps, BPSK) | X | 5.33 | 67.47 | 16.81 | 0.00 | 150.0 | ± 9.6 % |
| | | Y | 5.10 | 67.21 | 16.42 | | 150.0 | |
| | | Z | 5.33 | 67.64 | 17.05 | | 150.0 | |
| 10115-CAB | IEEE 802.11n (HT Greenfield, 81 Mbps, 16-QAM) | X | 5.70 | 67.76 | 16.94 | 0.00 | 150.0 | ± 9.6 % |
| | | Y | 5.37 | 67.29 | 16.47 | | 150.0 | |
| | | Z | 5.71 | 67.95 | 17.20 | | 150.0 | |
| 10116-CAB | IEEE 802.11n (HT Greenfield, 135 Mbps, 64-QAM) | X | 5.46 | 67.75 | 16.86 | 0.00 | 150.0 | ± 9.6 % |
| | | Y | 5.19 | 67.38 | 16.44 | | 150.0 | |
| | | Z | 5.47 | 67.95 | 17.13 | | 150.0 | |
| 10117-CAB | IEEE 802.11n (HT Mixed, 13.5 Mbps, BPSK) | X | 5.34 | 67.50 | 16.84 | 0.00 | 150.0 | ± 9.6 % |
| | | Y | 5.07 | 67.07 | 16.37 | | 150.0 | |
| | | Z | 5.33 | 67.63 | 17.07 | | 150.0 | |
| 10118-CAB | IEEE 802.11n (HT Mixed, 81 Mbps, 16-QAM) | X | 5.76 | 67.87 | 17.00 | 0.00 | 150.0 | ± 9.6 % |
| | | Y | 5.45 | 67.47 | 16.57 | | 150.0 | |
| | | Z | 5.79 | 68.16 | 17.31 | | 150.0 | |
| 10119-CAB | IEEE 802.11n (HT Mixed, 135 Mbps, 64-QAM) | X | 5.43 | 67.70 | 16.85 | 0.00 | 150.0 | ± 9.6 % |
| | | Y | 5.17 | 67.34 | 16.42 | | 150.0 | |
| | | Z | 5.44 | 67.90 | 17.12 | | 150.0 | |
| 10140-CAB | LTE-FDD (SC-FDMA, 100% RB, 15 MHz, 16-QAM) | X | 3.72 | 68.72 | 16.88 | 0.00 | 150.0 | ± 9.6 % |
| | | Y | 3.36 | 67.47 | 15.92 | | 150.0 | |
| | | Z | 3.75 | 69.17 | 17.30 | | 150.0 | |
| 10141-CAB | LTE-FDD (SC-FDMA, 100% RB, 15 MHz, 64-QAM) | X | 3.83 | 68.70 | 16.99 | 0.00 | 150.0 | ± 9.6 % |
| | | Y | 3.49 | 67.58 | 16.09 | | 150.0 | |
| | | Z | 3.86 | 69.13 | 17.40 | | 150.0 | |
| 10142-CAC | LTE-FDD (SC-FDMA, 100% RB, 3 MHz, QPSK) | X | 2.59 | 72.14 | 18.17 | 0.00 | 150.0 | ± 9.6 % |
| | | Y | 1.97 | 68.61 | 15.73 | | 150.0 | |
| | | Z | 2.87 | 74.74 | 19.51 | | 150.0 | |
| 10143-CAC | LTE-FDD (SC-FDMA, 100% RB, 3 MHz, 16-QAM) | X | 3.02 | 71.47 | 17.95 | 0.00 | 150.0 | ± 9.6 % |
| | | Y | 2.45 | 68.95 | 15.74 | | 150.0 | |
| | | Z | 3.26 | 73.45 | 18.92 | | 150.0 | |
| 10144-CAC | LTE-FDD (SC-FDMA, 100% RB, 3 MHz, 64-QAM) | X | 2.70 | 68.67 | 16.15 | 0.00 | 150.0 | ± 9.6 % |
| | | Y | 2.21 | 66.61 | 14.10 | | 150.0 | |
| | | Z | 2.80 | 69.88 | 16.77 | | 150.0 | |
| 10145-CAC | LTE-FDD (SC-FDMA, 100% RB, 1.4 MHz, QPSK) | X | 2.21 | 73.10 | 17.33 | 0.00 | 150.0 | ± 9.6 % |
| | | Y | 1.18 | 64.83 | 11.49 | | 150.0 | |
| | | Z | 2.97 | 78.16 | 19.18 | | 150.0 | |
| 10146-CAC | LTE-FDD (SC-FDMA, 100% RB, 1.4 MHz, 16-QAM) | X | 3.37 | 73.48 | 16.65 | 0.00 | 150.0 | ± 9.6 % |
| | | Y | 1.82 | 65.89 | 11.18 | | 150.0 | |
| | | Z | 6.47 | 83.68 | 20.49 | | 150.0 | |
| 10147-CAC | LTE-FDD (SC-FDMA, 100% RB, 1.4 MHz, 64-QAM) | X | 4.70 | 78.45 | 18.82 | 0.00 | 150.0 | ± 9.6 % |
| | | Y | 2.17 | 67.98 | 12.30 | | 150.0 | |
| | | Z | 19.43 | 99.77 | 25.65 | | 150.0 | |

| | | | | | | | | |
|-----------|--|---|------|-------|-------|------|-------|---------|
| 10149-CAB | LTE-FDD (SC-FDMA, 50% RB, 20 MHz, 16-QAM) | X | 3.27 | 68.93 | 17.04 | 0.00 | 150.0 | ± 9.6 % |
| | | Y | 2.89 | 67.40 | 15.85 | | 150.0 | |
| | | Z | 3.32 | 69.61 | 17.57 | | 150.0 | |
| 10150-CAB | LTE-FDD (SC-FDMA, 50% RB, 20 MHz, 64-QAM) | X | 3.38 | 68.74 | 17.01 | 0.00 | 150.0 | ± 9.6 % |
| | | Y | 3.01 | 67.41 | 15.90 | | 150.0 | |
| | | Z | 3.42 | 69.36 | 17.51 | | 150.0 | |
| 10151-CAB | LTE-TDD (SC-FDMA, 50% RB, 20 MHz, QPSK) | X | 7.12 | 77.72 | 21.12 | 3.98 | 65.0 | ± 9.6 % |
| | | Y | 5.95 | 76.61 | 20.83 | | 65.0 | |
| | | Z | 6.99 | 79.34 | 22.59 | | 65.0 | |
| 10152-CAB | LTE-TDD (SC-FDMA, 50% RB, 20 MHz, 16-QAM) | X | 6.42 | 74.14 | 20.25 | 3.98 | 65.0 | ± 9.6 % |
| | | Y | 5.34 | 72.50 | 19.51 | | 65.0 | |
| | | Z | 5.92 | 74.04 | 20.85 | | 65.0 | |
| 10153-CAB | LTE-TDD (SC-FDMA, 50% RB, 20 MHz, 64-QAM) | X | 6.76 | 74.95 | 20.97 | 3.98 | 65.0 | ± 9.6 % |
| | | Y | 5.68 | 73.39 | 20.26 | | 65.0 | |
| | | Z | 6.24 | 74.81 | 21.55 | | 65.0 | |
| 10154-CAC | LTE-FDD (SC-FDMA, 50% RB, 10 MHz, QPSK) | X | 2.88 | 72.47 | 18.50 | 0.00 | 150.0 | ± 9.6 % |
| | | Y | 2.24 | 68.98 | 16.34 | | 150.0 | |
| | | Z | 3.10 | 74.45 | 19.62 | | 150.0 | |
| 10155-CAC | LTE-FDD (SC-FDMA, 50% RB, 10 MHz, 16-QAM) | X | 3.02 | 69.99 | 17.63 | 0.00 | 150.0 | ± 9.6 % |
| | | Y | 2.60 | 68.22 | 16.09 | | 150.0 | |
| | | Z | 3.13 | 71.20 | 18.38 | | 150.0 | |
| 10156-CAC | LTE-FDD (SC-FDMA, 50% RB, 5 MHz, QPSK) | X | 2.54 | 73.14 | 18.52 | 0.00 | 150.0 | ± 9.6 % |
| | | Y | 1.81 | 68.66 | 15.49 | | 150.0 | |
| | | Z | 2.94 | 76.54 | 20.14 | | 150.0 | |
| 10157-CAC | LTE-FDD (SC-FDMA, 50% RB, 5 MHz, 16-QAM) | X | 2.64 | 70.03 | 16.70 | 0.00 | 150.0 | ± 9.6 % |
| | | Y | 2.05 | 67.16 | 14.11 | | 150.0 | |
| | | Z | 2.84 | 71.95 | 17.59 | | 150.0 | |
| 10158-CAC | LTE-FDD (SC-FDMA, 50% RB, 10 MHz, 64-QAM) | X | 3.18 | 70.00 | 17.71 | 0.00 | 150.0 | ± 9.6 % |
| | | Y | 2.75 | 68.41 | 16.24 | | 150.0 | |
| | | Z | 3.28 | 71.14 | 18.41 | | 150.0 | |
| 10159-CAC | LTE-FDD (SC-FDMA, 50% RB, 5 MHz, 64-QAM) | X | 2.80 | 70.69 | 17.08 | 0.00 | 150.0 | ± 9.6 % |
| | | Y | 2.16 | 67.60 | 14.38 | | 150.0 | |
| | | Z | 3.03 | 72.69 | 18.00 | | 150.0 | |
| 10160-CAB | LTE-FDD (SC-FDMA, 50% RB, 15 MHz, QPSK) | X | 3.18 | 70.64 | 17.68 | 0.00 | 150.0 | ± 9.6 % |
| | | Y | 2.72 | 68.58 | 16.27 | | 150.0 | |
| | | Z | 3.34 | 71.98 | 18.52 | | 150.0 | |
| 10161-CAB | LTE-FDD (SC-FDMA, 50% RB, 15 MHz, 16-QAM) | X | 3.27 | 68.68 | 17.00 | 0.00 | 150.0 | ± 9.6 % |
| | | Y | 2.91 | 67.36 | 15.83 | | 150.0 | |
| | | Z | 3.32 | 69.36 | 17.51 | | 150.0 | |
| 10162-CAB | LTE-FDD (SC-FDMA, 50% RB, 15 MHz, 64-QAM) | X | 3.37 | 68.65 | 17.01 | 0.00 | 150.0 | ± 9.6 % |
| | | Y | 3.02 | 67.52 | 15.94 | | 150.0 | |
| | | Z | 3.42 | 69.34 | 17.53 | | 150.0 | |
| 10166-CAC | LTE-FDD (SC-FDMA, 50% RB, 1.4 MHz, QPSK) | X | 3.81 | 69.55 | 19.33 | 3.01 | 150.0 | ± 9.6 % |
| | | Y | 3.49 | 69.64 | 19.25 | | 150.0 | |
| | | Z | 3.84 | 70.54 | 20.23 | | 150.0 | |
| 10167-CAC | LTE-FDD (SC-FDMA, 50% RB, 1.4 MHz, 16-QAM) | X | 4.72 | 72.29 | 19.77 | 3.01 | 150.0 | ± 9.6 % |
| | | Y | 4.31 | 73.13 | 19.97 | | 150.0 | |
| | | Z | 4.77 | 73.65 | 20.79 | | 150.0 | |

| | | | | | | | | |
|-----------|--|---|-------|--------|-------|------|-------|---------|
| 10168-CAC | LTE-FDD (SC-FDMA, 50% RB, 1.4 MHz, 64-QAM) | X | 5.20 | 74.41 | 21.05 | 3.01 | 150.0 | ± 9.6 % |
| | | Y | 4.85 | 75.69 | 21.43 | | 150.0 | |
| | | Z | 5.34 | 76.22 | 22.26 | | 150.0 | |
| 10169-CAB | LTE-FDD (SC-FDMA, 1 RB, 20 MHz, QPSK) | X | 3.35 | 70.52 | 19.78 | 3.01 | 150.0 | ± 9.6 % |
| | | Y | 2.81 | 68.93 | 19.03 | | 150.0 | |
| | | Z | 3.25 | 71.00 | 20.59 | | 150.0 | |
| 10170-CAB | LTE-FDD (SC-FDMA, 1 RB, 20 MHz, 16-QAM) | X | 4.83 | 77.16 | 22.34 | 3.01 | 150.0 | ± 9.6 % |
| | | Y | 3.98 | 76.25 | 22.02 | | 150.0 | |
| | | Z | 4.79 | 78.72 | 23.66 | | 150.0 | |
| 10171-AAB | LTE-FDD (SC-FDMA, 1 RB, 20 MHz, 64-QAM) | X | 3.85 | 72.28 | 19.30 | 3.01 | 150.0 | ± 9.6 % |
| | | Y | 3.19 | 71.59 | 18.99 | | 150.0 | |
| | | Z | 3.76 | 73.33 | 20.36 | | 150.0 | |
| 10172-CAB | LTE-TDD (SC-FDMA, 1 RB, 20 MHz, QPSK) | X | 8.77 | 88.05 | 26.46 | 6.02 | 65.0 | ± 9.6 % |
| | | Y | 5.95 | 86.31 | 26.95 | | 65.0 | |
| | | Z | 9.80 | 94.73 | 30.41 | | 65.0 | |
| 10173-CAB | LTE-TDD (SC-FDMA, 1 RB, 20 MHz, 16-QAM) | X | 13.50 | 91.83 | 25.96 | 6.02 | 65.0 | ± 9.6 % |
| | | Y | 15.12 | 100.07 | 29.29 | | 65.0 | |
| | | Z | 27.66 | 110.23 | 33.12 | | 65.0 | |
| 10174-CAB | LTE-TDD (SC-FDMA, 1 RB, 20 MHz, 64-QAM) | X | 9.66 | 85.20 | 23.30 | 6.02 | 65.0 | ± 9.6 % |
| | | Y | 9.91 | 91.44 | 26.00 | | 65.0 | |
| | | Z | 19.07 | 101.60 | 29.99 | | 65.0 | |
| 10175-CAC | LTE-FDD (SC-FDMA, 1 RB, 10 MHz, QPSK) | X | 3.29 | 70.11 | 19.48 | 3.01 | 150.0 | ± 9.6 % |
| | | Y | 2.78 | 68.64 | 18.79 | | 150.0 | |
| | | Z | 3.20 | 70.59 | 20.29 | | 150.0 | |
| 10176-CAC | LTE-FDD (SC-FDMA, 1 RB, 10 MHz, 16-QAM) | X | 4.84 | 77.19 | 22.35 | 3.01 | 150.0 | ± 9.6 % |
| | | Y | 3.98 | 76.28 | 22.03 | | 150.0 | |
| | | Z | 4.80 | 78.75 | 23.67 | | 150.0 | |
| 10177-CAE | LTE-FDD (SC-FDMA, 1 RB, 5 MHz, QPSK) | X | 3.33 | 70.33 | 19.61 | 3.01 | 150.0 | ± 9.6 % |
| | | Y | 2.80 | 68.79 | 18.88 | | 150.0 | |
| | | Z | 3.24 | 70.80 | 20.42 | | 150.0 | |
| 10178-CAC | LTE-FDD (SC-FDMA, 1 RB, 5 MHz, 16-QAM) | X | 4.75 | 76.80 | 22.16 | 3.01 | 150.0 | ± 9.6 % |
| | | Y | 3.94 | 76.05 | 21.91 | | 150.0 | |
| | | Z | 4.71 | 78.34 | 23.48 | | 150.0 | |
| 10179-CAC | LTE-FDD (SC-FDMA, 1 RB, 10 MHz, 64-QAM) | X | 4.28 | 74.49 | 20.64 | 3.01 | 150.0 | ± 9.6 % |
| | | Y | 3.55 | 73.82 | 20.38 | | 150.0 | |
| | | Z | 4.23 | 75.88 | 21.87 | | 150.0 | |
| 10180-CAC | LTE-FDD (SC-FDMA, 1 RB, 5 MHz, 64-QAM) | X | 3.83 | 72.15 | 19.22 | 3.01 | 150.0 | ± 9.6 % |
| | | Y | 3.18 | 71.52 | 18.94 | | 150.0 | |
| | | Z | 3.75 | 73.20 | 20.28 | | 150.0 | |
| 10181-CAB | LTE-FDD (SC-FDMA, 1 RB, 15 MHz, QPSK) | X | 3.32 | 70.30 | 19.60 | 3.01 | 150.0 | ± 9.6 % |
| | | Y | 2.80 | 68.77 | 18.87 | | 150.0 | |
| | | Z | 3.23 | 70.78 | 20.41 | | 150.0 | |
| 10182-CAB | LTE-FDD (SC-FDMA, 1 RB, 15 MHz, 16-QAM) | X | 4.74 | 76.77 | 22.14 | 3.01 | 150.0 | ± 9.6 % |
| | | Y | 3.94 | 76.02 | 21.89 | | 150.0 | |
| | | Z | 4.70 | 78.31 | 23.46 | | 150.0 | |
| 10183-AAA | LTE-FDD (SC-FDMA, 1 RB, 15 MHz, 64-QAM) | X | 3.83 | 72.13 | 19.21 | 3.01 | 150.0 | ± 9.6 % |
| | | Y | 3.17 | 71.49 | 18.93 | | 150.0 | |
| | | Z | 3.74 | 73.17 | 20.27 | | 150.0 | |

| | | | | | | | | |
|-----------|---|---|------|-------|-------|------|-------|---------|
| 10184-CAC | LTE-FDD (SC-FDMA, 1 RB, 3 MHz, QPSK) | X | 3.34 | 70.36 | 19.63 | 3.01 | 150.0 | ± 9.6 % |
| | | Y | 2.81 | 68.81 | 18.89 | | 150.0 | |
| | | Z | 3.24 | 70.83 | 20.44 | | 150.0 | |
| 10185-CAC | LTE-FDD (SC-FDMA, 1 RB, 3 MHz, 16-QAM) | X | 4.77 | 76.85 | 22.19 | 3.01 | 150.0 | ± 9.6 % |
| | | Y | 3.96 | 76.11 | 21.94 | | 150.0 | |
| | | Z | 4.73 | 78.41 | 23.51 | | 150.0 | |
| 10186-AAC | LTE-FDD (SC-FDMA, 1 RB, 3 MHz, 64-QAM) | X | 3.85 | 72.20 | 19.24 | 3.01 | 150.0 | ± 9.6 % |
| | | Y | 3.19 | 71.57 | 18.96 | | 150.0 | |
| | | Z | 3.76 | 73.25 | 20.31 | | 150.0 | |
| 10187-CAC | LTE-FDD (SC-FDMA, 1 RB, 1.4 MHz, QPSK) | X | 3.34 | 70.38 | 19.67 | 3.01 | 150.0 | ± 9.6 % |
| | | Y | 2.82 | 68.87 | 18.96 | | 150.0 | |
| | | Z | 3.25 | 70.86 | 20.48 | | 150.0 | |
| 10188-CAC | LTE-FDD (SC-FDMA, 1 RB, 1.4 MHz, 16-QAM) | X | 4.98 | 77.76 | 22.67 | 3.01 | 150.0 | ± 9.6 % |
| | | Y | 4.10 | 76.85 | 22.35 | | 150.0 | |
| | | Z | 4.94 | 79.39 | 24.02 | | 150.0 | |
| 10189-AAC | LTE-FDD (SC-FDMA, 1 RB, 1.4 MHz, 64-QAM) | X | 3.95 | 72.73 | 19.57 | 3.01 | 150.0 | ± 9.6 % |
| | | Y | 3.27 | 72.04 | 19.26 | | 150.0 | |
| | | Z | 3.87 | 73.84 | 20.66 | | 150.0 | |
| 10193-CAB | IEEE 802.11n (HT Greenfield, 6.5 Mbps, BPSK) | X | 4.76 | 66.91 | 16.63 | 0.00 | 150.0 | ± 9.6 % |
| | | Y | 4.50 | 66.66 | 16.12 | | 150.0 | |
| | | Z | 4.74 | 67.10 | 16.87 | | 150.0 | |
| 10194-CAB | IEEE 802.11n (HT Greenfield, 39 Mbps, 16-QAM) | X | 4.96 | 67.30 | 16.74 | 0.00 | 150.0 | ± 9.6 % |
| | | Y | 4.67 | 66.96 | 16.25 | | 150.0 | |
| | | Z | 4.94 | 67.47 | 16.98 | | 150.0 | |
| 10195-CAB | IEEE 802.11n (HT Greenfield, 65 Mbps, 64-QAM) | X | 5.00 | 67.30 | 16.74 | 0.00 | 150.0 | ± 9.6 % |
| | | Y | 4.71 | 66.99 | 16.27 | | 150.0 | |
| | | Z | 4.98 | 67.48 | 16.98 | | 150.0 | |
| 10196-CAB | IEEE 802.11n (HT Mixed, 6.5 Mbps, BPSK) | X | 4.78 | 67.03 | 16.67 | 0.00 | 150.0 | ± 9.6 % |
| | | Y | 4.50 | 66.71 | 16.14 | | 150.0 | |
| | | Z | 4.76 | 67.21 | 16.91 | | 150.0 | |
| 10197-CAB | IEEE 802.11n (HT Mixed, 39 Mbps, 16-QAM) | X | 4.98 | 67.32 | 16.75 | 0.00 | 150.0 | ± 9.6 % |
| | | Y | 4.68 | 66.98 | 16.26 | | 150.0 | |
| | | Z | 4.96 | 67.49 | 16.99 | | 150.0 | |
| 10198-CAB | IEEE 802.11n (HT Mixed, 65 Mbps, 64-QAM) | X | 5.01 | 67.31 | 16.75 | 0.00 | 150.0 | ± 9.6 % |
| | | Y | 4.71 | 67.00 | 16.28 | | 150.0 | |
| | | Z | 4.99 | 67.50 | 17.00 | | 150.0 | |
| 10219-CAB | IEEE 802.11n (HT Mixed, 7.2 Mbps, BPSK) | X | 4.73 | 67.06 | 16.65 | 0.00 | 150.0 | ± 9.6 % |
| | | Y | 4.45 | 66.72 | 16.10 | | 150.0 | |
| | | Z | 4.71 | 67.25 | 16.89 | | 150.0 | |
| 10220-CAB | IEEE 802.11n (HT Mixed, 43.3 Mbps, 16-QAM) | X | 4.98 | 67.31 | 16.75 | 0.00 | 150.0 | ± 9.6 % |
| | | Y | 4.67 | 66.94 | 16.25 | | 150.0 | |
| | | Z | 4.96 | 67.48 | 16.99 | | 150.0 | |
| 10221-CAB | IEEE 802.11n (HT Mixed, 72.2 Mbps, 64-QAM) | X | 5.01 | 67.24 | 16.73 | 0.00 | 150.0 | ± 9.6 % |
| | | Y | 4.72 | 66.93 | 16.26 | | 150.0 | |
| | | Z | 4.99 | 67.41 | 16.98 | | 150.0 | |
| 10222-CAB | IEEE 802.11n (HT Mixed, 15 Mbps, BPSK) | X | 5.32 | 67.53 | 16.84 | 0.00 | 150.0 | ± 9.6 % |
| | | Y | 5.05 | 67.08 | 16.37 | | 150.0 | |
| | | Z | 5.31 | 67.66 | 17.07 | | 150.0 | |

| | | | | | | | | |
|-----------|---|---|-------|--------|-------|------|-------|---------|
| 10223-CAB | IEEE 802.11n (HT Mixed, 90 Mbps, 16-QAM) | X | 5.70 | 67.85 | 17.01 | 0.00 | 150.0 | ± 9.6 % |
| | | Y | 5.34 | 67.29 | 16.49 | | 150.0 | |
| | | Z | 5.67 | 67.94 | 17.22 | | 150.0 | |
| 10224-CAB | IEEE 802.11n (HT Mixed, 150 Mbps, 64-QAM) | X | 5.37 | 67.65 | 16.83 | 0.00 | 150.0 | ± 9.6 % |
| | | Y | 5.09 | 67.19 | 16.35 | | 150.0 | |
| | | Z | 5.36 | 67.75 | 17.04 | | 150.0 | |
| 10225-CAB | UMTS-FDD (HSPA+) | X | 3.06 | 66.97 | 16.39 | 0.00 | 150.0 | ± 9.6 % |
| | | Y | 2.78 | 66.16 | 15.25 | | 150.0 | |
| | | Z | 3.08 | 67.53 | 16.80 | | 150.0 | |
| 10226-CAA | LTE-TDD (SC-FDMA, 1 RB, 1.4 MHz, 16-QAM) | X | 14.37 | 93.03 | 26.44 | 6.02 | 65.0 | ± 9.6 % |
| | | Y | 16.57 | 101.85 | 29.92 | | 65.0 | |
| | | Z | 30.80 | 112.45 | 33.84 | | 65.0 | |
| 10227-CAA | LTE-TDD (SC-FDMA, 1 RB, 1.4 MHz, 64-QAM) | X | 12.19 | 88.97 | 24.61 | 6.02 | 65.0 | ± 9.6 % |
| | | Y | 15.44 | 98.72 | 28.24 | | 65.0 | |
| | | Z | 26.00 | 107.29 | 31.72 | | 65.0 | |
| 10228-CAA | LTE-TDD (SC-FDMA, 1 RB, 1.4 MHz, QPSK) | X | 11.68 | 93.76 | 28.45 | 6.02 | 65.0 | ± 9.6 % |
| | | Y | 7.52 | 91.07 | 28.67 | | 65.0 | |
| | | Z | 13.98 | 102.54 | 33.05 | | 65.0 | |
| 10229-CAB | LTE-TDD (SC-FDMA, 1 RB, 3 MHz, 16-QAM) | X | 13.58 | 91.92 | 26.00 | 6.02 | 65.0 | ± 9.6 % |
| | | Y | 15.26 | 100.20 | 29.34 | | 65.0 | |
| | | Z | 27.85 | 110.33 | 33.16 | | 65.0 | |
| 10230-CAB | LTE-TDD (SC-FDMA, 1 RB, 3 MHz, 64-QAM) | X | 11.58 | 88.05 | 24.23 | 6.02 | 65.0 | ± 9.6 % |
| | | Y | 14.16 | 97.14 | 27.68 | | 65.0 | |
| | | Z | 23.70 | 105.47 | 31.12 | | 65.0 | |
| 10231-CAB | LTE-TDD (SC-FDMA, 1 RB, 3 MHz, QPSK) | X | 11.14 | 92.76 | 28.04 | 6.02 | 65.0 | ± 9.6 % |
| | | Y | 7.20 | 90.15 | 28.27 | | 65.0 | |
| | | Z | 13.17 | 101.19 | 32.54 | | 65.0 | |
| 10232-CAB | LTE-TDD (SC-FDMA, 1 RB, 5 MHz, 16-QAM) | X | 13.56 | 91.91 | 25.99 | 6.02 | 65.0 | ± 9.6 % |
| | | Y | 15.23 | 100.19 | 29.33 | | 65.0 | |
| | | Z | 27.82 | 110.33 | 33.16 | | 65.0 | |
| 10233-CAB | LTE-TDD (SC-FDMA, 1 RB, 5 MHz, 64-QAM) | X | 11.57 | 88.04 | 24.22 | 6.02 | 65.0 | ± 9.6 % |
| | | Y | 14.11 | 97.10 | 27.67 | | 65.0 | |
| | | Z | 23.67 | 105.47 | 31.12 | | 65.0 | |
| 10234-CAB | LTE-TDD (SC-FDMA, 1 RB, 5 MHz, QPSK) | X | 10.64 | 91.74 | 27.60 | 6.02 | 65.0 | ± 9.6 % |
| | | Y | 6.95 | 89.31 | 27.86 | | 65.0 | |
| | | Z | 12.52 | 99.96 | 32.03 | | 65.0 | |
| 10235-CAB | LTE-TDD (SC-FDMA, 1 RB, 10 MHz, 16-QAM) | X | 13.57 | 91.94 | 26.00 | 6.02 | 65.0 | ± 9.6 % |
| | | Y | 15.26 | 100.23 | 29.35 | | 65.0 | |
| | | Z | 27.91 | 110.41 | 33.18 | | 65.0 | |
| 10236-CAB | LTE-TDD (SC-FDMA, 1 RB, 10 MHz, 64-QAM) | X | 11.66 | 88.15 | 24.26 | 6.02 | 65.0 | ± 9.6 % |
| | | Y | 14.35 | 97.35 | 27.74 | | 65.0 | |
| | | Z | 24.10 | 105.75 | 31.19 | | 65.0 | |
| 10237-CAB | LTE-TDD (SC-FDMA, 1 RB, 10 MHz, QPSK) | X | 11.17 | 92.85 | 28.07 | 6.02 | 65.0 | ± 9.6 % |
| | | Y | 7.21 | 90.21 | 28.30 | | 65.0 | |
| | | Z | 13.24 | 101.34 | 32.59 | | 65.0 | |
| 10238-CAB | LTE-TDD (SC-FDMA, 1 RB, 15 MHz, 16-QAM) | X | 13.54 | 91.89 | 25.99 | 6.02 | 65.0 | ± 9.6 % |
| | | Y | 15.19 | 100.15 | 29.32 | | 65.0 | |
| | | Z | 27.79 | 110.32 | 33.15 | | 65.0 | |

| | | | | | | | | |
|-----------|--|---|-------|--------|-------|------|------|---------|
| 10239-CAB | LTE-TDD (SC-FDMA, 1 RB, 15 MHz, 64-QAM) | X | 11.55 | 88.03 | 24.22 | 6.02 | 65.0 | ± 9.6 % |
| | | Y | 14.05 | 97.06 | 27.66 | | 65.0 | |
| | | Z | 23.62 | 105.45 | 31.12 | | 65.0 | |
| 10240-CAB | LTE-TDD (SC-FDMA, 1 RB, 15 MHz, QPSK) | X | 11.13 | 92.80 | 28.05 | 6.02 | 65.0 | ± 9.6 % |
| | | Y | 7.19 | 90.16 | 28.28 | | 65.0 | |
| | | Z | 13.18 | 101.26 | 32.57 | | 65.0 | |
| 10241-CAA | LTE-TDD (SC-FDMA, 50% RB, 1.4 MHz, 16-QAM) | X | 8.27 | 79.21 | 24.37 | 6.98 | 65.0 | ± 9.6 % |
| | | Y | 7.43 | 80.63 | 25.23 | | 65.0 | |
| | | Z | 7.83 | 79.91 | 25.45 | | 65.0 | |
| 10242-CAA | LTE-TDD (SC-FDMA, 50% RB, 1.4 MHz, 64-QAM) | X | 7.28 | 76.46 | 23.11 | 6.98 | 65.0 | ± 9.6 % |
| | | Y | 6.72 | 78.53 | 24.26 | | 65.0 | |
| | | Z | 7.06 | 77.56 | 24.34 | | 65.0 | |
| 10243-CAA | LTE-TDD (SC-FDMA, 50% RB, 1.4 MHz, QPSK) | X | 6.04 | 73.87 | 22.80 | 6.98 | 65.0 | ± 9.6 % |
| | | Y | 5.43 | 74.62 | 23.45 | | 65.0 | |
| | | Z | 5.76 | 74.21 | 23.70 | | 65.0 | |
| 10244-CAB | LTE-TDD (SC-FDMA, 50% RB, 3 MHz, 16-QAM) | X | 6.47 | 76.05 | 19.26 | 3.98 | 65.0 | ± 9.6 % |
| | | Y | 4.91 | 73.33 | 17.11 | | 65.0 | |
| | | Z | 7.22 | 80.17 | 21.60 | | 65.0 | |
| 10245-CAB | LTE-TDD (SC-FDMA, 50% RB, 3 MHz, 64-QAM) | X | 6.42 | 75.68 | 19.06 | 3.98 | 65.0 | ± 9.6 % |
| | | Y | 4.79 | 72.70 | 16.78 | | 65.0 | |
| | | Z | 7.05 | 79.44 | 21.25 | | 65.0 | |
| 10246-CAB | LTE-TDD (SC-FDMA, 50% RB, 3 MHz, QPSK) | X | 6.59 | 79.76 | 20.80 | 3.98 | 65.0 | ± 9.6 % |
| | | Y | 4.42 | 75.13 | 18.20 | | 65.0 | |
| | | Z | 7.75 | 85.16 | 23.55 | | 65.0 | |
| 10247-CAB | LTE-TDD (SC-FDMA, 50% RB, 5 MHz, 16-QAM) | X | 5.76 | 74.85 | 19.51 | 3.98 | 65.0 | ± 9.6 % |
| | | Y | 4.38 | 71.91 | 17.49 | | 65.0 | |
| | | Z | 5.53 | 75.98 | 20.56 | | 65.0 | |
| 10248-CAB | LTE-TDD (SC-FDMA, 50% RB, 5 MHz, 64-QAM) | X | 5.80 | 74.39 | 19.30 | 3.98 | 65.0 | ± 9.6 % |
| | | Y | 4.39 | 71.46 | 17.27 | | 65.0 | |
| | | Z | 5.50 | 75.25 | 20.21 | | 65.0 | |
| 10249-CAB | LTE-TDD (SC-FDMA, 50% RB, 5 MHz, QPSK) | X | 7.36 | 81.45 | 22.05 | 3.98 | 65.0 | ± 9.6 % |
| | | Y | 5.49 | 78.64 | 20.59 | | 65.0 | |
| | | Z | 8.31 | 86.35 | 24.71 | | 65.0 | |
| 10250-CAB | LTE-TDD (SC-FDMA, 50% RB, 10 MHz, 16-QAM) | X | 6.49 | 76.45 | 21.37 | 3.98 | 65.0 | ± 9.6 % |
| | | Y | 5.26 | 74.43 | 20.29 | | 65.0 | |
| | | Z | 6.06 | 76.90 | 22.26 | | 65.0 | |
| 10251-CAB | LTE-TDD (SC-FDMA, 50% RB, 10 MHz, 64-QAM) | X | 6.20 | 74.33 | 20.16 | 3.98 | 65.0 | ± 9.6 % |
| | | Y | 5.10 | 72.68 | 19.17 | | 65.0 | |
| | | Z | 5.76 | 74.55 | 20.87 | | 65.0 | |
| 10252-CAB | LTE-TDD (SC-FDMA, 50% RB, 10 MHz, QPSK) | X | 7.36 | 80.41 | 22.26 | 3.98 | 65.0 | ± 9.6 % |
| | | Y | 5.90 | 78.81 | 21.67 | | 65.0 | |
| | | Z | 7.50 | 83.20 | 24.23 | | 65.0 | |
| 10253-CAB | LTE-TDD (SC-FDMA, 50% RB, 15 MHz, 16-QAM) | X | 6.22 | 73.46 | 20.02 | 3.98 | 65.0 | ± 9.6 % |
| | | Y | 5.24 | 72.03 | 19.28 | | 65.0 | |
| | | Z | 5.74 | 73.29 | 20.55 | | 65.0 | |
| 10254-CAB | LTE-TDD (SC-FDMA, 50% RB, 15 MHz, 64-QAM) | X | 6.57 | 74.28 | 20.70 | 3.98 | 65.0 | ± 9.6 % |
| | | Y | 5.55 | 72.86 | 19.95 | | 65.0 | |
| | | Z | 6.06 | 74.08 | 21.21 | | 65.0 | |

| | | | | | | | | |
|-----------|---|---|------|-------|-------|------|------|---------|
| 10255-CAB | LTE-TDD (SC-FDMA, 50% RB, 15 MHz, QPSK) | X | 6.79 | 77.09 | 21.15 | 3.98 | 65.0 | ± 9.6 % |
| | | Y | 5.68 | 75.95 | 20.77 | | 65.0 | |
| | | Z | 6.53 | 78.28 | 22.42 | | 65.0 | |
| 10256-CAA | LTE-TDD (SC-FDMA, 100% RB, 1.4 MHz, 16-QAM) | X | 5.55 | 73.67 | 17.44 | 3.98 | 65.0 | ± 9.6 % |
| | | Y | 3.64 | 68.97 | 14.05 | | 65.0 | |
| | | Z | 6.24 | 77.66 | 19.68 | | 65.0 | |
| 10257-CAA | LTE-TDD (SC-FDMA, 100% RB, 1.4 MHz, 64-QAM) | X | 5.51 | 73.17 | 17.15 | 3.98 | 65.0 | ± 9.6 % |
| | | Y | 3.55 | 68.28 | 13.63 | | 65.0 | |
| | | Z | 5.99 | 76.54 | 19.12 | | 65.0 | |
| 10258-CAA | LTE-TDD (SC-FDMA, 100% RB, 1.4 MHz, QPSK) | X | 5.58 | 77.04 | 19.16 | 3.98 | 65.0 | ± 9.6 % |
| | | Y | 3.27 | 70.42 | 15.27 | | 65.0 | |
| | | Z | 6.33 | 81.49 | 21.50 | | 65.0 | |
| 10259-CAB | LTE-TDD (SC-FDMA, 100% RB, 3 MHz, 16-QAM) | X | 6.04 | 75.36 | 20.14 | 3.98 | 65.0 | ± 9.6 % |
| | | Y | 4.74 | 72.92 | 18.54 | | 65.0 | |
| | | Z | 5.74 | 76.24 | 21.13 | | 65.0 | |
| 10260-CAB | LTE-TDD (SC-FDMA, 100% RB, 3 MHz, 64-QAM) | X | 6.09 | 75.17 | 20.08 | 3.98 | 65.0 | ± 9.6 % |
| | | Y | 4.77 | 72.68 | 18.43 | | 65.0 | |
| | | Z | 5.76 | 75.91 | 20.99 | | 65.0 | |
| 10261-CAB | LTE-TDD (SC-FDMA, 100% RB, 3 MHz, QPSK) | X | 7.01 | 80.25 | 21.90 | 3.98 | 65.0 | ± 9.6 % |
| | | Y | 5.40 | 77.93 | 20.74 | | 65.0 | |
| | | Z | 7.35 | 83.67 | 24.06 | | 65.0 | |
| 10262-CAB | LTE-TDD (SC-FDMA, 100% RB, 5 MHz, 16-QAM) | X | 6.48 | 76.41 | 21.33 | 3.98 | 65.0 | ± 9.6 % |
| | | Y | 5.25 | 74.38 | 20.25 | | 65.0 | |
| | | Z | 8.05 | 76.86 | 22.22 | | 65.0 | |
| 10263-CAB | LTE-TDD (SC-FDMA, 100% RB, 5 MHz, 64-QAM) | X | 6.19 | 74.32 | 20.16 | 3.98 | 65.0 | ± 9.6 % |
| | | Y | 5.09 | 72.65 | 19.16 | | 65.0 | |
| | | Z | 5.76 | 74.53 | 20.87 | | 65.0 | |
| 10264-CAB | LTE-TDD (SC-FDMA, 100% RB, 5 MHz, QPSK) | X | 7.30 | 80.25 | 22.18 | 3.98 | 65.0 | ± 9.6 % |
| | | Y | 5.85 | 78.64 | 21.58 | | 65.0 | |
| | | Z | 7.43 | 83.00 | 24.13 | | 65.0 | |
| 10265-CAB | LTE-TDD (SC-FDMA, 100% RB, 10 MHz, 16-QAM) | X | 6.41 | 74.14 | 20.25 | 3.98 | 65.0 | ± 9.6 % |
| | | Y | 5.33 | 72.50 | 19.51 | | 65.0 | |
| | | Z | 5.92 | 74.04 | 20.85 | | 65.0 | |
| 10266-CAB | LTE-TDD (SC-FDMA, 100% RB, 10 MHz, 64-QAM) | X | 6.76 | 74.94 | 20.97 | 3.98 | 65.0 | ± 9.6 % |
| | | Y | 5.67 | 73.38 | 20.25 | | 65.0 | |
| | | Z | 6.23 | 74.80 | 21.54 | | 65.0 | |
| 10267-CAB | LTE-TDD (SC-FDMA, 100% RB, 10 MHz, QPSK) | X | 7.11 | 77.68 | 21.11 | 3.98 | 65.0 | ± 9.6 % |
| | | Y | 5.94 | 76.57 | 20.81 | | 65.0 | |
| | | Z | 6.97 | 79.29 | 22.57 | | 65.0 | |
| 10268-CAB | LTE-TDD (SC-FDMA, 100% RB, 15 MHz, 16-QAM) | X | 6.99 | 73.93 | 20.50 | 3.98 | 65.0 | ± 9.6 % |
| | | Y | 5.97 | 72.53 | 19.94 | | 65.0 | |
| | | Z | 6.45 | 73.56 | 20.94 | | 65.0 | |
| 10269-CAB | LTE-TDD (SC-FDMA, 100% RB, 15 MHz, 64-QAM) | X | 6.93 | 73.48 | 20.39 | 3.98 | 65.0 | ± 9.6 % |
| | | Y | 5.97 | 72.16 | 19.83 | | 65.0 | |
| | | Z | 6.39 | 73.04 | 20.77 | | 65.0 | |
| 10270-CAB | LTE-TDD (SC-FDMA, 100% RB, 15 MHz, QPSK) | X | 6.95 | 75.32 | 20.30 | 3.98 | 65.0 | ± 9.6 % |
| | | Y | 5.95 | 74.29 | 20.01 | | 65.0 | |
| | | Z | 6.60 | 75.91 | 21.26 | | 65.0 | |

| | | | | | | | | |
|-----------|--|---|--------|--------|-------|------|-------|---------|
| 10274-CAB | UMTS-FDD (HSUPA, Subtest 5, 3GPP Rel8.10) | X | 2.80 | 67.40 | 16.34 | 0.00 | 150.0 | ± 9.6 % |
| | | Y | 2.58 | 66.59 | 15.21 | | 150.0 | |
| | | Z | 2.87 | 68.20 | 16.89 | | 150.0 | |
| 10275-CAB | UMTS-FDD (HSUPA, Subtest 5, 3GPP Rel8.4) | X | 2.07 | 71.97 | 18.19 | 0.00 | 150.0 | ± 9.6 % |
| | | Y | 1.61 | 67.89 | 15.54 | | 150.0 | |
| | | Z | 2.38 | 75.07 | 19.84 | | 150.0 | |
| 10277-CAA | PHS (QPSK) | X | 2.93 | 63.49 | 9.25 | 9.03 | 50.0 | ± 9.6 % |
| | | Y | 2.18 | 61.52 | 7.08 | | 50.0 | |
| | | Z | 2.84 | 63.72 | 9.37 | | 50.0 | |
| 10278-CAA | PHS (QPSK, BW 884MHz, Rolloff 0.5) | X | 6.24 | 75.77 | 17.77 | 9.03 | 50.0 | ± 9.6 % |
| | | Y | 4.24 | 70.48 | 14.34 | | 50.0 | |
| | | Z | 9.37 | 83.21 | 20.99 | | 50.0 | |
| 10279-CAA | PHS (QPSK, BW 884MHz, Rolloff 0.38) | X | 6.44 | 76.08 | 17.93 | 9.03 | 50.0 | ± 9.6 % |
| | | Y | 4.37 | 70.79 | 14.53 | | 50.0 | |
| | | Z | 9.59 | 83.44 | 21.11 | | 50.0 | |
| 10290-AAB | CDMA2000, RC1, SO55, Full Rate | X | 2.81 | 78.04 | 19.42 | 0.00 | 150.0 | ± 9.6 % |
| | | Y | 1.40 | 68.51 | 13.76 | | 150.0 | |
| | | Z | 5.77 | 89.73 | 23.44 | | 150.0 | |
| 10291-AAB | CDMA2000, RC3, SO55, Full Rate | X | 1.61 | 75.45 | 18.51 | 0.00 | 150.0 | ± 9.6 % |
| | | Y | 0.82 | 65.73 | 12.35 | | 150.0 | |
| | | Z | 3.98 | 90.32 | 23.87 | | 150.0 | |
| 10292-AAB | CDMA2000, RC3, SO32, Full Rate | X | 3.84 | 90.63 | 24.55 | 0.00 | 150.0 | ± 9.6 % |
| | | Y | 1.08 | 70.34 | 14.96 | | 150.0 | |
| | | Z | 100.00 | 144.16 | 38.27 | | 150.0 | |
| 10293-AAB | CDMA2000, RC3, SO3, Full Rate | X | 16.69 | 115.79 | 32.38 | 0.00 | 150.0 | ± 9.6 % |
| | | Y | 1.79 | 77.54 | 18.39 | | 150.0 | |
| | | Z | 100.00 | 148.26 | 40.24 | | 150.0 | |
| 10295-AAB | CDMA2000, RC1, SO3, 1/8th Rate 25 fr. | X | 7.22 | 79.52 | 22.13 | 9.03 | 50.0 | ± 9.6 % |
| | | Y | 8.87 | 83.61 | 22.79 | | 50.0 | |
| | | Z | 10.32 | 87.50 | 25.65 | | 50.0 | |
| 10297-AAA | LTE-FDD (SC-FDMA, 50% RB, 20 MHz, QPSK) | X | 3.38 | 72.72 | 18.35 | 0.00 | 150.0 | ± 9.6 % |
| | | Y | 2.72 | 69.57 | 16.57 | | 150.0 | |
| | | Z | 3.59 | 74.26 | 19.29 | | 150.0 | |
| 10298-AAB | LTE-FDD (SC-FDMA, 50% RB, 3 MHz, QPSK) | X | 2.46 | 73.87 | 18.26 | 0.00 | 150.0 | ± 9.6 % |
| | | Y | 1.52 | 67.43 | 13.85 | | 150.0 | |
| | | Z | 3.15 | 78.73 | 20.23 | | 150.0 | |
| 10299-AAB | LTE-FDD (SC-FDMA, 50% RB, 3 MHz, 16-QAM) | X | 3.66 | 74.10 | 17.60 | 0.00 | 150.0 | ± 9.6 % |
| | | Y | 2.65 | 70.17 | 14.26 | | 150.0 | |
| | | Z | 5.84 | 82.37 | 20.97 | | 150.0 | |
| 10300-AAB | LTE-FDD (SC-FDMA, 50% RB, 3 MHz, 64-QAM) | X | 2.62 | 68.17 | 14.22 | 0.00 | 150.0 | ± 9.6 % |
| | | Y | 1.85 | 64.91 | 11.04 | | 150.0 | |
| | | Z | 2.96 | 70.82 | 15.52 | | 150.0 | |
| 10301-AAA | IEEE 802.16e WiMAX (29:18, 5ms, 10MHz, QPSK, PUSC) | X | 4.91 | 65.12 | 17.67 | 4.17 | 50.0 | ± 9.6 % |
| | | Y | 4.67 | 65.46 | 17.44 | | 50.0 | |
| | | Z | 5.02 | 65.89 | 18.14 | | 50.0 | |
| 10302-AAA | IEEE 802.16e WiMAX (29:18, 5ms, 10MHz, QPSK, PUSC, 3 CTRL symbols) | X | 5.42 | 65.91 | 18.47 | 4.96 | 50.0 | ± 9.6 % |
| | | Y | 5.11 | 65.95 | 18.09 | | 50.0 | |
| | | Z | 5.48 | 66.41 | 18.78 | | 50.0 | |

| | | | | | | | | |
|-----------|---|---|-------|-------|-------|-------|-------|---------|
| 10303-AAA | IEEE 802.16e WiMAX (31:15, 5ms, 10MHz, 64QAM, PUSC) | X | 5.19 | 65.65 | 18.39 | 4.96 | 50.0 | ± 9.6 % |
| | | Y | 4.86 | 65.55 | 17.91 | | 50.0 | |
| | | Z | 5.24 | 66.12 | 18.69 | | 50.0 | |
| 10304-AAA | IEEE 802.16e WiMAX (29:18, 5ms, 10MHz, 64QAM, PUSC) | X | 4.98 | 65.49 | 17.87 | 4.17 | 50.0 | ± 9.6 % |
| | | Y | 4.67 | 65.42 | 17.38 | | 50.0 | |
| | | Z | 5.03 | 65.96 | 18.17 | | 50.0 | |
| 10305-AAA | IEEE 802.16e WiMAX (31:15, 10ms, 10MHz, 64QAM, PUSC, 15 symbols) | X | 4.63 | 67.32 | 20.19 | 6.02 | 35.0 | ± 9.6 % |
| | | Y | 4.29 | 67.22 | 19.38 | | 35.0 | |
| | | Z | 4.79 | 68.60 | 20.84 | | 35.0 | |
| 10306-AAA | IEEE 802.16e WiMAX (29:18, 10ms, 10MHz, 64QAM, PUSC, 18 symbols) | X | 4.94 | 66.24 | 19.56 | 6.02 | 35.0 | ± 9.6 % |
| | | Y | 4.61 | 66.28 | 19.00 | | 35.0 | |
| | | Z | 5.03 | 67.17 | 20.09 | | 35.0 | |
| 10307-AAA | IEEE 802.16e WiMAX (29:18, 10ms, 10MHz, QPSK, PUSC, 18 symbols) | X | 4.87 | 66.60 | 19.63 | 6.02 | 35.0 | ± 9.6 % |
| | | Y | 4.51 | 66.41 | 18.95 | | 35.0 | |
| | | Z | 4.97 | 67.56 | 20.17 | | 35.0 | |
| 10308-AAA | IEEE 802.16e WiMAX (29:18, 10ms, 10MHz, 16QAM, PUSC) | X | 4.82 | 66.72 | 19.73 | 6.02 | 35.0 | ± 9.6 % |
| | | Y | 4.48 | 66.62 | 19.10 | | 35.0 | |
| | | Z | 4.93 | 67.73 | 20.30 | | 35.0 | |
| 10309-AAA | IEEE 802.16e WiMAX (29:18, 10ms, 10MHz, 16QAM, AMC 2x3, 18 symbols) | X | 5.02 | 66.54 | 19.72 | 6.02 | 35.0 | ± 9.6 % |
| | | Y | 4.66 | 66.48 | 19.14 | | 35.0 | |
| | | Z | 5.12 | 67.49 | 20.27 | | 35.0 | |
| 10310-AAA | IEEE 802.16e WiMAX (29:18, 10ms, 10MHz, QPSK, AMC 2x3, 18 symbols) | X | 4.88 | 66.32 | 19.54 | 6.02 | 35.0 | ± 9.6 % |
| | | Y | 4.56 | 66.34 | 18.97 | | 35.0 | |
| | | Z | 4.98 | 67.28 | 20.09 | | 35.0 | |
| 10311-AAA | LTE-FDD (SC-FDMA, 100% RB, 15 MHz, QPSK) | X | 3.78 | 71.88 | 17.89 | 0.00 | 150.0 | ± 9.6 % |
| | | Y | 3.08 | 68.88 | 16.23 | | 150.0 | |
| | | Z | 3.99 | 73.14 | 18.69 | | 150.0 | |
| 10313-AAA | iDEN 1:3 | X | 3.83 | 72.42 | 15.68 | 6.99 | 70.0 | ± 9.6 % |
| | | Y | 3.00 | 71.72 | 15.67 | | 70.0 | |
| | | Z | 5.39 | 80.62 | 19.84 | | 70.0 | |
| 10314-AAA | iDEN 1:6 | X | 5.49 | 79.41 | 21.06 | 10.00 | 30.0 | ± 9.6 % |
| | | Y | 4.42 | 78.52 | 21.10 | | 30.0 | |
| | | Z | 13.65 | 97.45 | 28.02 | | 30.0 | |
| 10315-AAB | IEEE 802.11b WiFi 2.4 GHz (DSSS, 1 Mbps, 96pc duty cycle) | X | 1.18 | 65.63 | 16.96 | 0.17 | 150.0 | ± 9.6 % |
| | | Y | 1.08 | 63.56 | 15.00 | | 150.0 | |
| | | Z | 1.20 | 66.76 | 18.08 | | 150.0 | |
| 10316-AAB | IEEE 802.11g WiFi 2.4 GHz (ERP-OFDM, 6 Mbps, 96pc duty cycle) | X | 4.79 | 66.86 | 16.64 | 0.17 | 150.0 | ± 9.6 % |
| | | Y | 4.54 | 66.63 | 16.20 | | 150.0 | |
| | | Z | 4.79 | 67.11 | 16.96 | | 150.0 | |
| 10317-AAB | IEEE 802.11a WiFi 5 GHz (OFDM, 6 Mbps, 96pc duty cycle) | X | 4.79 | 66.86 | 16.64 | 0.17 | 150.0 | ± 9.6 % |
| | | Y | 4.54 | 66.63 | 16.20 | | 150.0 | |
| | | Z | 4.79 | 67.11 | 16.96 | | 150.0 | |
| 10400-AAC | IEEE 802.11ac WiFi (20MHz, 64-QAM, 99pc duty cycle) | X | 4.98 | 67.34 | 16.72 | 0.00 | 150.0 | ± 9.6 % |
| | | Y | 4.65 | 67.01 | 16.25 | | 150.0 | |
| | | Z | 4.95 | 67.53 | 16.97 | | 150.0 | |
| 10401-AAC | IEEE 802.11ac WiFi (40MHz, 64-QAM, 99pc duty cycle) | X | 5.57 | 67.29 | 16.71 | 0.00 | 150.0 | ± 9.6 % |
| | | Y | 5.35 | 67.15 | 16.40 | | 150.0 | |
| | | Z | 5.59 | 67.53 | 16.99 | | 150.0 | |

| | | | | | | | | |
|-----------|--|---|--------|--------|-------|------|-------|---------|
| 10402-AAC | IEEE 802.11ac WiFi (80MHz, 64-QAM, 99pc duty cycle) | X | 5.89 | 67.91 | 16.86 | 0.00 | 150.0 | ± 9.6 % |
| | | Y | 5.61 | 67.46 | 16.41 | | 150.0 | |
| | | Z | 5.89 | 68.02 | 17.08 | | 150.0 | |
| 10403-AAB | CDMA2000 (1xEV-DO, Rev. 0) | X | 2.81 | 78.04 | 19.42 | 0.00 | 115.0 | ± 9.6 % |
| | | Y | 1.40 | 68.51 | 13.76 | | 115.0 | |
| | | Z | 5.77 | 89.73 | 23.44 | | 115.0 | |
| 10404-AAB | CDMA2000 (1xEV-DO, Rev. A) | X | 2.81 | 78.04 | 19.42 | 0.00 | 115.0 | ± 9.6 % |
| | | Y | 1.40 | 68.51 | 13.76 | | 115.0 | |
| | | Z | 5.77 | 89.73 | 23.44 | | 115.0 | |
| 10406-AAB | CDMA2000, RC3, SO32, SCH0, Full Rate | X | 100.00 | 128.30 | 33.88 | 0.00 | 100.0 | ± 9.6 % |
| | | Y | 100.00 | 120.51 | 29.33 | | 100.0 | |
| | | Z | 100.00 | 133.52 | 36.07 | | 100.0 | |
| 10410-AAA | LTE-TDD (SC-FDMA, 1 RB, 10 MHz, QPSK, UL Subframe=2,3,4,7,8,9) | X | 0.88 | 60.00 | 4.73 | 2.23 | 80.0 | ± 9.6 % |
| | | Y | 24.33 | 65.50 | 3.88 | | 80.0 | |
| | | Z | 0.70 | 60.00 | 4.56 | | 80.0 | |
| 10415-AAA | IEEE 802.11b WiFi 2.4 GHz (DSSS, 1 Mbps, 99pc duty cycle) | X | 1.09 | 64.73 | 16.47 | 0.00 | 150.0 | ± 9.6 % |
| | | Y | 1.03 | 63.01 | 14.60 | | 150.0 | |
| | | Z | 1.13 | 65.90 | 17.53 | | 150.0 | |
| 10416-AAA | IEEE 802.11g WiFi 2.4 GHz (ERP-OFDM, 6 Mbps, 99pc duty cycle) | X | 4.76 | 66.94 | 16.66 | 0.00 | 150.0 | ± 9.6 % |
| | | Y | 4.50 | 66.69 | 16.19 | | 150.0 | |
| | | Z | 4.75 | 67.14 | 16.92 | | 150.0 | |
| 10417-AAA | IEEE 802.11a/h WiFi 5 GHz (OFDM, 6 Mbps, 99pc duty cycle) | X | 4.76 | 66.94 | 16.66 | 0.00 | 150.0 | ± 9.6 % |
| | | Y | 4.50 | 66.69 | 16.19 | | 150.0 | |
| | | Z | 4.75 | 67.14 | 16.92 | | 150.0 | |
| 10418-AAA | IEEE 802.11g WiFi 2.4 GHz (DSSS-OFDM, 6 Mbps, 99pc duty cycle, Long preamble) | X | 4.75 | 67.10 | 16.68 | 0.00 | 150.0 | ± 9.6 % |
| | | Y | 4.50 | 66.86 | 16.22 | | 150.0 | |
| | | Z | 4.74 | 67.32 | 16.94 | | 150.0 | |
| 10419-AAA | IEEE 802.11g WiFi 2.4 GHz (DSSS-OFDM, 6 Mbps, 99pc duty cycle, Short preamble) | X | 4.77 | 67.05 | 16.68 | 0.00 | 150.0 | ± 9.6 % |
| | | Y | 4.51 | 66.81 | 16.22 | | 150.0 | |
| | | Z | 4.76 | 67.26 | 16.94 | | 150.0 | |
| 10422-AAA | IEEE 802.11n (HT Greenfield, 7.2 Mbps, BPSK) | X | 4.90 | 67.04 | 16.68 | 0.00 | 150.0 | ± 9.6 % |
| | | Y | 4.63 | 66.80 | 16.23 | | 150.0 | |
| | | Z | 4.88 | 67.23 | 16.93 | | 150.0 | |
| 10423-AAA | IEEE 802.11n (HT Greenfield, 43.3 Mbps, 16-QAM) | X | 5.11 | 67.44 | 16.82 | 0.00 | 150.0 | ± 9.6 % |
| | | Y | 4.78 | 67.10 | 16.34 | | 150.0 | |
| | | Z | 5.08 | 67.61 | 17.06 | | 150.0 | |
| 10424-AAA | IEEE 802.11n (HT Greenfield, 72.2 Mbps, 64-QAM) | X | 5.02 | 67.38 | 16.79 | 0.00 | 150.0 | ± 9.6 % |
| | | Y | 4.71 | 67.05 | 16.31 | | 150.0 | |
| | | Z | 4.99 | 67.56 | 17.04 | | 150.0 | |
| 10425-AAA | IEEE 802.11n (HT Greenfield, 15 Mbps, BPSK) | X | 5.58 | 67.65 | 16.89 | 0.00 | 150.0 | ± 9.6 % |
| | | Y | 5.30 | 67.29 | 16.47 | | 150.0 | |
| | | Z | 5.59 | 67.85 | 17.16 | | 150.0 | |
| 10426-AAA | IEEE 802.11n (HT Greenfield, 90 Mbps, 16-QAM) | X | 5.59 | 67.70 | 16.91 | 0.00 | 150.0 | ± 9.6 % |
| | | Y | 5.31 | 67.35 | 16.49 | | 150.0 | |
| | | Z | 5.60 | 67.89 | 17.17 | | 150.0 | |

| | | | | | | | | |
|-----------|--|---|-------|-------|-------|------|-------|---------|
| 10427-AAA | IEEE 802.11n (HT Greenfield, 150 Mbps, 64-QAM) | X | 5.62 | 67.72 | 16.91 | 0.00 | 150.0 | ± 9.6 % |
| | | Y | 5.32 | 67.31 | 16.47 | | 150.0 | |
| | | Z | 5.61 | 67.85 | 17.15 | | 150.0 | |
| 10430-AAA | LTE-FDD (OFDMA, 5 MHz, E-TM 3.1) | X | 4.68 | 71.57 | 19.20 | 0.00 | 150.0 | ± 9.6 % |
| | | Y | 4.21 | 70.87 | 18.07 | | 150.0 | |
| | | Z | 4.76 | 72.50 | 19.72 | | 150.0 | |
| 10431-AAA | LTE-FDD (OFDMA, 10 MHz, E-TM 3.1) | X | 4.53 | 67.63 | 16.83 | 0.00 | 150.0 | ± 9.6 % |
| | | Y | 4.17 | 67.24 | 16.16 | | 150.0 | |
| | | Z | 4.51 | 67.94 | 17.11 | | 150.0 | |
| 10432-AAA | LTE-FDD (OFDMA, 15 MHz, E-TM 3.1) | X | 4.80 | 67.46 | 16.80 | 0.00 | 150.0 | ± 9.6 % |
| | | Y | 4.47 | 67.11 | 16.26 | | 150.0 | |
| | | Z | 4.78 | 67.69 | 17.06 | | 150.0 | |
| 10433-AAA | LTE-FDD (OFDMA, 20 MHz, E-TM 3.1) | X | 5.04 | 67.43 | 16.82 | 0.00 | 150.0 | ± 9.6 % |
| | | Y | 4.72 | 67.08 | 16.33 | | 150.0 | |
| | | Z | 5.01 | 67.61 | 17.07 | | 150.0 | |
| 10434-AAA | W-CDMA (BS Test Model 1, 64 DPCH) | X | 4.85 | 72.58 | 19.34 | 0.00 | 150.0 | ± 9.6 % |
| | | Y | 4.31 | 71.75 | 18.02 | | 150.0 | |
| | | Z | 5.00 | 73.81 | 19.94 | | 150.0 | |
| 10435-AAA | LTE-TDD (SC-FDMA, 1 RB, 20 MHz, QPSK, UL Subframe=2,3,4,7,8,9) | X | 0.88 | 60.00 | 4.72 | 2.23 | 80.0 | ± 9.6 % |
| | | Y | 30.43 | 65.59 | 3.83 | | 80.0 | |
| | | Z | 0.71 | 60.00 | 4.55 | | 80.0 | |
| 10447-AAA | LTE-FDD (OFDMA, 5 MHz, E-TM 3.1, Clipping 44%) | X | 3.88 | 67.95 | 16.56 | 0.00 | 150.0 | ± 9.6 % |
| | | Y | 3.45 | 67.23 | 15.41 | | 150.0 | |
| | | Z | 3.88 | 68.47 | 16.88 | | 150.0 | |
| 10448-AAA | LTE-FDD (OFDMA, 10 MHz, E-TM 3.1, Clipping 44%) | X | 4.34 | 67.42 | 16.70 | 0.00 | 150.0 | ± 9.6 % |
| | | Y | 4.01 | 67.03 | 16.03 | | 150.0 | |
| | | Z | 4.33 | 67.73 | 16.99 | | 150.0 | |
| 10449-AAA | LTE-FDD (OFDMA, 15 MHz, E-TM 3.1, Clipping 44%) | X | 4.58 | 67.31 | 16.72 | 0.00 | 150.0 | ± 9.6 % |
| | | Y | 4.29 | 66.94 | 16.15 | | 150.0 | |
| | | Z | 4.57 | 67.55 | 16.99 | | 150.0 | |
| 10450-AAA | LTE-FDD (OFDMA, 20 MHz, E-TM 3.1, Clipping 44%) | X | 4.76 | 67.21 | 16.70 | 0.00 | 150.0 | ± 9.6 % |
| | | Y | 4.49 | 66.86 | 16.19 | | 150.0 | |
| | | Z | 4.75 | 67.40 | 16.95 | | 150.0 | |
| 10451-AAA | W-CDMA (BS Test Model 1, 64 DPCH, Clipping 44%) | X | 3.85 | 68.39 | 16.41 | 0.00 | 150.0 | ± 9.6 % |
| | | Y | 3.32 | 67.33 | 14.97 | | 150.0 | |
| | | Z | 3.86 | 68.99 | 16.73 | | 150.0 | |
| 10456-AAA | IEEE 802.11ac WiFi (160MHz, 64-QAM, 99pc duty cycle) | X | 6.43 | 68.24 | 17.03 | 0.00 | 150.0 | ± 9.6 % |
| | | Y | 6.18 | 67.87 | 16.64 | | 150.0 | |
| | | Z | 6.44 | 68.35 | 17.24 | | 150.0 | |
| 10457-AAA | UMTS-FDD (DC-HSDPA) | X | 3.91 | 65.58 | 16.43 | 0.00 | 150.0 | ± 9.6 % |
| | | Y | 3.79 | 65.36 | 15.90 | | 150.0 | |
| | | Z | 3.92 | 65.75 | 16.68 | | 150.0 | |
| 10458-AAA | CDMA2000 (1xEV-DO, Rev. B, 2 carriers) | X | 3.62 | 67.44 | 15.84 | 0.00 | 150.0 | ± 9.6 % |
| | | Y | 3.13 | 66.63 | 14.31 | | 150.0 | |
| | | Z | 3.63 | 68.10 | 16.12 | | 150.0 | |
| 10459-AAA | CDMA2000 (1xEV-DO, Rev. B, 3 carriers) | X | 4.78 | 65.60 | 16.43 | 0.00 | 150.0 | ± 9.6 % |
| | | Y | 4.20 | 64.97 | 15.34 | | 150.0 | |
| | | Z | 4.76 | 66.03 | 16.68 | | 150.0 | |

| | | | | | | | | |
|-----------|---|---|--------|--------|-------|------|-------|---------|
| 10460-AAA | UMTS-FDD (WCDMA, AMR) | X | 1.45 | 77.51 | 21.51 | 0.00 | 150.0 | ± 9.6 % |
| | | Y | 0.90 | 67.92 | 16.03 | | 150.0 | |
| | | Z | 2.46 | 88.62 | 26.30 | | 150.0 | |
| 10461-AAA | LTE-TDD (SC-FDMA, 1 RB, 1.4 MHz, QPSK, UL Subframe=2,3,4,7,8,9) | X | 100.00 | 120.91 | 30.41 | 3.29 | 80.0 | ± 9.6 % |
| | | Y | 16.51 | 102.96 | 26.83 | | 80.0 | |
| | | Z | 100.00 | 135.84 | 37.00 | | 80.0 | |
| 10462-AAA | LTE-TDD (SC-FDMA, 1 RB, 1.4 MHz, 16-QAM, UL Subframe=2,3,4,7,8,9) | X | 2.65 | 68.43 | 12.64 | 3.23 | 80.0 | ± 9.6 % |
| | | Y | 1.02 | 62.41 | 9.20 | | 80.0 | |
| | | Z | 100.00 | 114.11 | 26.80 | | 80.0 | |
| 10463-AAA | LTE-TDD (SC-FDMA, 1 RB, 1.4 MHz, 64-QAM, UL Subframe=2,3,4,7,8,9) | X | 1.83 | 64.10 | 10.38 | 3.23 | 80.0 | ± 9.6 % |
| | | Y | 0.80 | 60.00 | 7.42 | | 80.0 | |
| | | Z | 100.00 | 109.15 | 24.51 | | 80.0 | |
| 10464-AAA | LTE-TDD (SC-FDMA, 1 RB, 3 MHz, QPSK, UL Subframe=2,3,4,7,8,9) | X | 57.88 | 111.52 | 27.57 | 3.23 | 80.0 | ± 9.6 % |
| | | Y | 13.23 | 98.27 | 24.80 | | 80.0 | |
| | | Z | 100.00 | 133.57 | 35.75 | | 80.0 | |
| 10465-AAA | LTE-TDD (SC-FDMA, 1 RB, 3 MHz, 16-QAM, UL Subframe=2,3,4,7,8,9) | X | 2.31 | 66.96 | 11.98 | 3.23 | 80.0 | ± 9.6 % |
| | | Y | 0.94 | 61.62 | 8.75 | | 80.0 | |
| | | Z | 100.00 | 113.25 | 26.40 | | 80.0 | |
| 10466-AAA | LTE-TDD (SC-FDMA, 1 RB, 3 MHz, 64-QAM, UL Subframe=2,3,4,7,8,9) | X | 1.71 | 63.39 | 10.00 | 3.23 | 80.0 | ± 9.6 % |
| | | Y | 0.81 | 60.00 | 7.37 | | 80.0 | |
| | | Z | 100.00 | 108.37 | 24.16 | | 80.0 | |
| 10467-AAA | LTE-TDD (SC-FDMA, 1 RB, 5 MHz, QPSK, UL Subframe=2,3,4,7,8,9) | X | 75.51 | 115.06 | 28.42 | 3.23 | 80.0 | ± 9.6 % |
| | | Y | 15.80 | 100.79 | 25.51 | | 80.0 | |
| | | Z | 100.00 | 133.91 | 35.90 | | 80.0 | |
| 10468-AAA | LTE-TDD (SC-FDMA, 1 RB, 5 MHz, 16-QAM, UL Subframe=2,3,4,7,8,9) | X | 2.37 | 67.26 | 12.12 | 3.23 | 80.0 | ± 9.6 % |
| | | Y | 0.96 | 61.83 | 8.86 | | 80.0 | |
| | | Z | 100.00 | 113.50 | 26.51 | | 80.0 | |
| 10469-AAA | LTE-TDD (SC-FDMA, 1 RB, 5 MHz, 64-QAM, UL Subframe=2,3,4,7,8,9) | X | 1.71 | 63.40 | 10.01 | 3.23 | 80.0 | ± 9.6 % |
| | | Y | 0.80 | 60.00 | 7.36 | | 80.0 | |
| | | Z | 100.00 | 108.40 | 24.16 | | 80.0 | |
| 10470-AAA | LTE-TDD (SC-FDMA, 1 RB, 10 MHz, QPSK, UL Subframe=2,3,4,7,8,9) | X | 76.46 | 115.24 | 28.45 | 3.23 | 80.0 | ± 9.6 % |
| | | Y | 15.97 | 100.96 | 25.55 | | 80.0 | |
| | | Z | 100.00 | 133.98 | 35.92 | | 80.0 | |
| 10471-AAA | LTE-TDD (SC-FDMA, 1 RB, 10 MHz, 16-QAM, UL Subframe=2,3,4,7,8,9) | X | 2.36 | 67.20 | 12.08 | 3.23 | 80.0 | ± 9.6 % |
| | | Y | 0.95 | 61.77 | 8.82 | | 80.0 | |
| | | Z | 100.00 | 113.43 | 26.47 | | 80.0 | |
| 10472-AAA | LTE-TDD (SC-FDMA, 1 RB, 10 MHz, 64-QAM, UL Subframe=2,3,4,7,8,9) | X | 1.70 | 63.36 | 9.98 | 3.23 | 80.0 | ± 9.6 % |
| | | Y | 0.80 | 60.00 | 7.35 | | 80.0 | |
| | | Z | 100.00 | 108.32 | 24.12 | | 80.0 | |
| 10473-AAA | LTE-TDD (SC-FDMA, 1 RB, 15 MHz, QPSK, UL Subframe=2,3,4,7,8,9) | X | 75.75 | 115.09 | 28.41 | 3.23 | 80.0 | ± 9.6 % |
| | | Y | 15.91 | 100.89 | 25.52 | | 80.0 | |
| | | Z | 100.00 | 133.94 | 35.90 | | 80.0 | |
| 10474-AAA | LTE-TDD (SC-FDMA, 1 RB, 15 MHz, 16-QAM, UL Subframe=2,3,4,7,8,9) | X | 2.34 | 67.15 | 12.06 | 3.23 | 80.0 | ± 9.6 % |
| | | Y | 0.95 | 61.74 | 8.81 | | 80.0 | |
| | | Z | 100.00 | 113.44 | 26.47 | | 80.0 | |
| 10475-AAA | LTE-TDD (SC-FDMA, 1 RB, 15 MHz, 64-QAM, UL Subframe=2,3,4,7,8,9) | X | 1.69 | 63.34 | 9.97 | 3.23 | 80.0 | ± 9.6 % |
| | | Y | 0.80 | 60.00 | 7.35 | | 80.0 | |
| | | Z | 100.00 | 108.34 | 24.13 | | 80.0 | |

| | | | | | | | | |
|-----------|---|---|--------|--------|-------|------|------|---------|
| 10477-AAA | LTE-TDD (SC-FDMA, 1 RB, 20 MHz, 16-QAM, UL Subframe=2,3,4,7,8,9) | X | 2.29 | 66.89 | 11.93 | 3.23 | 80.0 | ± 9.6 % |
| | | Y | 0.93 | 61.56 | 8.69 | | 80.0 | |
| | | Z | 100.00 | 113.20 | 26.36 | | 80.0 | |
| 10478-AAA | LTE-TDD (SC-FDMA, 1 RB, 20 MHz, 64-QAM, UL Subframe=2,3,4,7,8,9) | X | 1.69 | 63.28 | 9.93 | 3.23 | 80.0 | ± 9.6 % |
| | | Y | 0.80 | 60.00 | 7.34 | | 80.0 | |
| | | Z | 100.00 | 108.25 | 24.08 | | 80.0 | |
| 10479-AAA | LTE-TDD (SC-FDMA, 50% RB, 1.4 MHz, QPSK, UL Subframe=2,3,4,7,8,9) | X | 1.23 | 61.50 | 8.74 | 1.99 | 80.0 | ± 9.6 % |
| | | Y | 0.87 | 60.00 | 5.73 | | 80.0 | |
| | | Z | 100.00 | 102.81 | 21.24 | | 80.0 | |
| 10480-AAA | LTE-TDD (SC-FDMA, 50% RB, 1.4 MHz, 16-QAM, UL Subframe=2,3,4,7,8,9) | X | 1.36 | 60.00 | 7.23 | 1.99 | 80.0 | ± 9.6 % |
| | | Y | 1.32 | 60.00 | 4.66 | | 80.0 | |
| | | Z | 1.19 | 60.00 | 7.13 | | 80.0 | |
| 10481-AAA | LTE-TDD (SC-FDMA, 50% RB, 1.4 MHz, 64-QAM, UL Subframe=2,3,4,7,8,9) | X | 1.39 | 60.00 | 7.01 | 1.99 | 80.0 | ± 9.6 % |
| | | Y | 1.49 | 60.00 | 4.37 | | 80.0 | |
| | | Z | 1.23 | 60.00 | 6.86 | | 80.0 | |
| 10482-AAA | LTE-TDD (SC-FDMA, 50% RB, 3 MHz, QPSK, UL Subframe=2,3,4,7,8,9) | X | 4.05 | 75.66 | 18.22 | 1.99 | 80.0 | ± 9.6 % |
| | | Y | 1.82 | 66.37 | 13.23 | | 80.0 | |
| | | Z | 13.66 | 95.40 | 25.21 | | 80.0 | |
| 10483-AAA | LTE-TDD (SC-FDMA, 50% RB, 3 MHz, 16-QAM, UL Subframe=2,3,4,7,8,9) | X | 4.60 | 73.59 | 17.17 | 1.99 | 80.0 | ± 9.6 % |
| | | Y | 2.46 | 66.71 | 12.94 | | 80.0 | |
| | | Z | 21.39 | 97.39 | 25.48 | | 80.0 | |
| 10484-AAA | LTE-TDD (SC-FDMA, 50% RB, 3 MHz, 64-QAM, UL Subframe=2,3,4,7,8,9) | X | 4.45 | 72.88 | 16.93 | 1.99 | 80.0 | ± 9.6 % |
| | | Y | 2.37 | 66.05 | 12.67 | | 80.0 | |
| | | Z | 15.22 | 92.33 | 24.07 | | 80.0 | |
| 10485-AAA | LTE-TDD (SC-FDMA, 50% RB, 5 MHz, QPSK, UL Subframe=2,3,4,7,8,9) | X | 4.48 | 77.21 | 19.57 | 1.99 | 80.0 | ± 9.6 % |
| | | Y | 2.50 | 70.32 | 16.16 | | 80.0 | |
| | | Z | 9.48 | 91.36 | 25.16 | | 80.0 | |
| 10486-AAA | LTE-TDD (SC-FDMA, 50% RB, 5 MHz, 16-QAM, UL Subframe=2,3,4,7,8,9) | X | 3.62 | 70.81 | 16.93 | 1.99 | 80.0 | ± 9.6 % |
| | | Y | 2.40 | 66.33 | 13.93 | | 80.0 | |
| | | Z | 4.63 | 76.12 | 19.53 | | 80.0 | |
| 10487-AAA | LTE-TDD (SC-FDMA, 50% RB, 5 MHz, 64-QAM, UL Subframe=2,3,4,7,8,9) | X | 3.61 | 70.38 | 16.77 | 1.99 | 80.0 | ± 9.6 % |
| | | Y | 2.41 | 66.03 | 13.79 | | 80.0 | |
| | | Z | 4.44 | 75.07 | 19.12 | | 80.0 | |
| 10488-AAA | LTE-TDD (SC-FDMA, 50% RB, 10 MHz, QPSK, UL Subframe=2,3,4,7,8,9) | X | 4.53 | 75.61 | 19.51 | 1.99 | 80.0 | ± 9.6 % |
| | | Y | 3.00 | 70.95 | 17.44 | | 80.0 | |
| | | Z | 6.04 | 82.42 | 22.87 | | 80.0 | |
| 10489-AAA | LTE-TDD (SC-FDMA, 50% RB, 10 MHz, 16-QAM, UL Subframe=2,3,4,7,8,9) | X | 3.80 | 70.17 | 17.67 | 1.99 | 80.0 | ± 9.6 % |
| | | Y | 2.97 | 67.70 | 16.12 | | 80.0 | |
| | | Z | 4.05 | 72.63 | 19.31 | | 80.0 | |
| 10490-AAA | LTE-TDD (SC-FDMA, 50% RB, 10 MHz, 64-QAM, UL Subframe=2,3,4,7,8,9) | X | 3.87 | 69.84 | 17.57 | 1.99 | 80.0 | ± 9.6 % |
| | | Y | 3.06 | 67.59 | 16.10 | | 80.0 | |
| | | Z | 4.07 | 72.02 | 19.08 | | 80.0 | |
| 10491-AAA | LTE-TDD (SC-FDMA, 50% RB, 15 MHz, QPSK, UL Subframe=2,3,4,7,8,9) | X | 4.41 | 72.98 | 18.64 | 1.99 | 80.0 | ± 9.6 % |
| | | Y | 3.28 | 69.77 | 17.19 | | 80.0 | |
| | | Z | 5.00 | 76.62 | 20.83 | | 80.0 | |
| 10492-AAA | LTE-TDD (SC-FDMA, 50% RB, 15 MHz, 16-QAM, UL Subframe=2,3,4,7,8,9) | X | 4.08 | 69.13 | 17.49 | 1.99 | 80.0 | ± 9.6 % |
| | | Y | 3.36 | 67.28 | 16.37 | | 80.0 | |
| | | Z | 4.13 | 70.47 | 18.64 | | 80.0 | |

| | | | | | | | | |
|-----------|--|---|------|-------|-------|------|------|---------|
| 10493-AAA | LTE-TDD (SC-FDMA, 50% RB, 15 MHz, 64-QAM, UL Subframe=2,3,4,7,8,9) | X | 4.14 | 68.93 | 17.44 | 1.99 | 80.0 | ± 9.6 % |
| | | Y | 3.43 | 67.18 | 16.34 | | 80.0 | |
| | | Z | 4.17 | 70.14 | 18.51 | | 80.0 | |
| 10494-AAA | LTE-TDD (SC-FDMA, 50% RB, 20 MHz, QPSK, UL Subframe=2,3,4,7,8,9) | X | 5.05 | 75.19 | 19.25 | 1.99 | 80.0 | ± 9.6 % |
| | | Y | 3.54 | 71.12 | 17.58 | | 80.0 | |
| | | Z | 6.21 | 80.26 | 21.94 | | 80.0 | |
| 10495-AAA | LTE-TDD (SC-FDMA, 50% RB, 20 MHz, 16-QAM, UL Subframe=2,3,4,7,8,9) | X | 4.16 | 69.77 | 17.74 | 1.99 | 80.0 | ± 9.6 % |
| | | Y | 3.39 | 67.63 | 16.56 | | 80.0 | |
| | | Z | 4.24 | 71.24 | 18.96 | | 80.0 | |
| 10496-AAA | LTE-TDD (SC-FDMA, 50% RB, 20 MHz, 64-QAM, UL Subframe=2,3,4,7,8,9) | X | 4.21 | 69.35 | 17.61 | 1.99 | 80.0 | ± 9.6 % |
| | | Y | 3.47 | 67.41 | 16.52 | | 80.0 | |
| | | Z | 4.25 | 70.59 | 18.72 | | 80.0 | |
| 10497-AAA | LTE-TDD (SC-FDMA, 100% RB, 1.4 MHz, QPSK, UL Subframe=2,3,4,7,8,9) | X | 2.80 | 70.81 | 15.55 | 1.99 | 80.0 | ± 9.6 % |
| | | Y | 1.12 | 61.02 | 9.43 | | 80.0 | |
| | | Z | 8.49 | 87.13 | 21.57 | | 80.0 | |
| 10498-AAA | LTE-TDD (SC-FDMA, 100% RB, 1.4 MHz, 16-QAM, UL Subframe=2,3,4,7,8,9) | X | 2.12 | 64.40 | 11.96 | 1.99 | 80.0 | ± 9.6 % |
| | | Y | 1.22 | 60.00 | 7.90 | | 80.0 | |
| | | Z | 2.34 | 66.73 | 13.07 | | 80.0 | |
| 10499-AAA | LTE-TDD (SC-FDMA, 100% RB, 1.4 MHz, 64-QAM, UL Subframe=2,3,4,7,8,9) | X | 2.08 | 63.91 | 11.60 | 1.99 | 80.0 | ± 9.6 % |
| | | Y | 1.24 | 60.00 | 7.76 | | 80.0 | |
| | | Z | 2.18 | 65.53 | 12.38 | | 80.0 | |
| 10500-AAA | LTE-TDD (SC-FDMA, 100% RB, 3 MHz, QPSK, UL Subframe=2,3,4,7,8,9) | X | 4.29 | 75.80 | 19.32 | 1.99 | 80.0 | ± 9.6 % |
| | | Y | 2.69 | 70.50 | 16.68 | | 80.0 | |
| | | Z | 6.80 | 85.39 | 23.56 | | 80.0 | |
| 10501-AAA | LTE-TDD (SC-FDMA, 100% RB, 3 MHz, 16-QAM, UL Subframe=2,3,4,7,8,9) | X | 3.69 | 70.47 | 17.19 | 1.99 | 80.0 | ± 9.6 % |
| | | Y | 2.68 | 67.14 | 14.90 | | 80.0 | |
| | | Z | 4.30 | 74.37 | 19.32 | | 80.0 | |
| 10502-AAA | LTE-TDD (SC-FDMA, 100% RB, 3 MHz, 64-QAM, UL Subframe=2,3,4,7,8,9) | X | 3.74 | 70.21 | 17.06 | 1.99 | 80.0 | ± 9.6 % |
| | | Y | 2.72 | 66.99 | 14.78 | | 80.0 | |
| | | Z | 4.30 | 73.88 | 19.06 | | 80.0 | |
| 10503-AAA | LTE-TDD (SC-FDMA, 100% RB, 5 MHz, QPSK, UL Subframe=2,3,4,7,8,9) | X | 4.45 | 75.33 | 19.39 | 1.99 | 80.0 | ± 9.6 % |
| | | Y | 2.96 | 70.75 | 17.34 | | 80.0 | |
| | | Z | 5.89 | 81.99 | 22.70 | | 80.0 | |
| 10504-AAA | LTE-TDD (SC-FDMA, 100% RB, 5 MHz, 16-QAM, UL Subframe=2,3,4,7,8,9) | X | 3.78 | 70.07 | 17.61 | 1.99 | 80.0 | ± 9.6 % |
| | | Y | 2.95 | 67.61 | 16.07 | | 80.0 | |
| | | Z | 4.03 | 72.50 | 19.24 | | 80.0 | |
| 10505-AAA | LTE-TDD (SC-FDMA, 100% RB, 5 MHz, 64-QAM, UL Subframe=2,3,4,7,8,9) | X | 3.85 | 69.73 | 17.51 | 1.99 | 80.0 | ± 9.6 % |
| | | Y | 3.05 | 67.50 | 16.04 | | 80.0 | |
| | | Z | 4.04 | 71.89 | 19.00 | | 80.0 | |
| 10506-AAA | LTE-TDD (SC-FDMA, 100% RB, 10 MHz, QPSK, UL Subframe=2,3,4,7,8,9) | X | 4.99 | 74.98 | 19.16 | 1.99 | 80.0 | ± 9.6 % |
| | | Y | 3.51 | 70.98 | 17.51 | | 80.0 | |
| | | Z | 6.10 | 79.97 | 21.82 | | 80.0 | |
| 10507-AAA | LTE-TDD (SC-FDMA, 100% RB, 10 MHz, 16-QAM, UL Subframe=2,3,4,7,8,9) | X | 4.14 | 69.70 | 17.69 | 1.99 | 80.0 | ± 9.6 % |
| | | Y | 3.37 | 67.57 | 16.53 | | 80.0 | |
| | | Z | 4.22 | 71.16 | 18.92 | | 80.0 | |

| | | | | | | | | |
|-----------|---|---|--------|--------|-------|------|-------|---------|
| 10508-AAA | LTE-TDD (SC-FDMA, 100% RB, 10 MHz, 64-QAM, UL Subframe=2,3,4,7,8,9) | X | 4.19 | 69.27 | 17.57 | 1.99 | 80.0 | ± 9.6 % |
| | | Y | 3.46 | 67.35 | 16.48 | | 80.0 | |
| | | Z | 4.23 | 70.50 | 18.67 | | 80.0 | |
| 10509-AAA | LTE-TDD (SC-FDMA, 100% RB, 15 MHz, QPSK, UL Subframe=2,3,4,7,8,9) | X | 5.01 | 72.76 | 18.36 | 1.99 | 80.0 | ± 9.6 % |
| | | Y | 3.88 | 69.93 | 17.15 | | 80.0 | |
| | | Z | 5.50 | 75.60 | 20.16 | | 80.0 | |
| 10510-AAA | LTE-TDD (SC-FDMA, 100% RB, 15 MHz, 16-QAM, UL Subframe=2,3,4,7,8,9) | X | 4.60 | 69.25 | 17.58 | 1.99 | 80.0 | ± 9.6 % |
| | | Y | 3.87 | 67.44 | 16.63 | | 80.0 | |
| | | Z | 4.58 | 70.12 | 18.50 | | 80.0 | |
| 10511-AAA | LTE-TDD (SC-FDMA, 100% RB, 15 MHz, 64-QAM, UL Subframe=2,3,4,7,8,9) | X | 4.62 | 68.88 | 17.49 | 1.99 | 80.0 | ± 9.6 % |
| | | Y | 3.93 | 67.23 | 16.59 | | 80.0 | |
| | | Z | 4.58 | 69.61 | 18.33 | | 80.0 | |
| 10512-AAA | LTE-TDD (SC-FDMA, 100% RB, 20 MHz, QPSK, UL Subframe=2,3,4,7,8,9) | X | 5.53 | 75.04 | 19.02 | 1.99 | 80.0 | ± 9.6 % |
| | | Y | 4.01 | 71.29 | 17.52 | | 80.0 | |
| | | Z | 6.61 | 79.40 | 21.39 | | 80.0 | |
| 10513-AAA | LTE-TDD (SC-FDMA, 100% RB, 20 MHz, 16-QAM, UL Subframe=2,3,4,7,8,9) | X | 4.53 | 69.77 | 17.76 | 1.99 | 80.0 | ± 9.6 % |
| | | Y | 3.75 | 67.65 | 16.71 | | 80.0 | |
| | | Z | 4.55 | 70.81 | 18.79 | | 80.0 | |
| 10514-AAA | LTE-TDD (SC-FDMA, 100% RB, 20 MHz, 64-QAM, UL Subframe=2,3,4,7,8,9) | X | 4.49 | 69.17 | 17.60 | 1.99 | 80.0 | ± 9.6 % |
| | | Y | 3.78 | 67.28 | 16.62 | | 80.0 | |
| | | Z | 4.47 | 70.01 | 18.51 | | 80.0 | |
| 10515-AAA | IEEE 802.11b WiFi 2.4 GHz (DSSS, 2 Mbps, 99pc duty cycle) | X | 1.06 | 65.13 | 16.67 | 0.00 | 150.0 | ± 9.6 % |
| | | Y | 0.99 | 63.18 | 14.66 | | 150.0 | |
| | | Z | 1.10 | 66.46 | 17.84 | | 150.0 | |
| 10516-AAA | IEEE 802.11b WiFi 2.4 GHz (DSSS, 5.5 Mbps, 99pc duty cycle) | X | 2.53 | 99.73 | 30.26 | 0.00 | 150.0 | ± 9.6 % |
| | | Y | 0.60 | 69.53 | 16.99 | | 150.0 | |
| | | Z | 100.00 | 178.66 | 51.01 | | 150.0 | |
| 10517-AAA | IEEE 802.11b WiFi 2.4 GHz (DSSS, 11 Mbps, 99pc duty cycle) | X | 1.01 | 69.54 | 18.69 | 0.00 | 150.0 | ± 9.6 % |
| | | Y | 0.83 | 64.94 | 15.24 | | 150.0 | |
| | | Z | 1.16 | 73.22 | 21.01 | | 150.0 | |
| 10518-AAA | IEEE 802.11a/h WiFi 5 GHz (OFDM, 9 Mbps, 99pc duty cycle) | X | 4.76 | 67.04 | 16.66 | 0.00 | 150.0 | ± 9.6 % |
| | | Y | 4.49 | 66.77 | 16.17 | | 150.0 | |
| | | Z | 4.75 | 67.24 | 16.91 | | 150.0 | |
| 10519-AAA | IEEE 802.11a/h WiFi 5 GHz (OFDM, 12 Mbps, 99pc duty cycle) | X | 4.99 | 67.33 | 16.79 | 0.00 | 150.0 | ± 9.6 % |
| | | Y | 4.67 | 66.98 | 16.28 | | 150.0 | |
| | | Z | 4.96 | 67.51 | 17.03 | | 150.0 | |
| 10520-AAA | IEEE 802.11a/h WiFi 5 GHz (OFDM, 18 Mbps, 99pc duty cycle) | X | 4.84 | 67.34 | 16.74 | 0.00 | 150.0 | ± 9.6 % |
| | | Y | 4.52 | 66.93 | 16.20 | | 150.0 | |
| | | Z | 4.82 | 67.53 | 16.99 | | 150.0 | |
| 10521-AAA | IEEE 802.11a/h WiFi 5 GHz (OFDM, 24 Mbps, 99pc duty cycle) | X | 4.77 | 67.37 | 16.74 | 0.00 | 150.0 | ± 9.6 % |
| | | Y | 4.45 | 66.93 | 16.19 | | 150.0 | |
| | | Z | 4.75 | 67.56 | 16.99 | | 150.0 | |
| 10522-AAA | IEEE 802.11a/h WiFi 5 GHz (OFDM, 36 Mbps, 99pc duty cycle) | X | 4.81 | 67.29 | 16.74 | 0.00 | 150.0 | ± 9.6 % |
| | | Y | 4.52 | 67.04 | 16.28 | | 150.0 | |
| | | Z | 4.80 | 67.54 | 17.03 | | 150.0 | |

| | | | | | | | | |
|-----------|--|---|------|-------|-------|------|-------|---------|
| 10523-AAA | IEEE 802.11a/h WiFi 5 GHz (OFDM, 48 Mbps, 99pc duty cycle) | X | 4.69 | 67.24 | 16.63 | 0.00 | 150.0 | ± 9.6 % |
| | | Y | 4.41 | 66.93 | 16.15 | | 150.0 | |
| | | Z | 4.67 | 67.46 | 16.90 | | 150.0 | |
| 10524-AAA | IEEE 802.11a/h WiFi 5 GHz (OFDM, 54 Mbps, 99pc duty cycle) | X | 4.77 | 67.27 | 16.74 | 0.00 | 150.0 | ± 9.6 % |
| | | Y | 4.46 | 66.96 | 16.25 | | 150.0 | |
| | | Z | 4.75 | 67.50 | 17.02 | | 150.0 | |
| 10525-AAA | IEEE 802.11ac WiFi (20MHz, MCS0, 99pc duty cycle) | X | 4.72 | 66.31 | 16.34 | 0.00 | 150.0 | ± 9.6 % |
| | | Y | 4.46 | 66.03 | 15.85 | | 150.0 | |
| | | Z | 4.72 | 66.53 | 16.60 | | 150.0 | |
| 10526-AAA | IEEE 802.11ac WiFi (20MHz, MCS1, 99pc duty cycle) | X | 4.93 | 66.73 | 16.48 | 0.00 | 150.0 | ± 9.6 % |
| | | Y | 4.61 | 66.37 | 15.99 | | 150.0 | |
| | | Z | 4.92 | 66.95 | 16.75 | | 150.0 | |
| 10527-AAA | IEEE 802.11ac WiFi (20MHz, MCS2, 99pc duty cycle) | X | 4.85 | 66.73 | 16.45 | 0.00 | 150.0 | ± 9.6 % |
| | | Y | 4.54 | 66.33 | 15.93 | | 150.0 | |
| | | Z | 4.84 | 66.94 | 16.72 | | 150.0 | |
| 10528-AAA | IEEE 802.11ac WiFi (20MHz, MCS3, 99pc duty cycle) | X | 4.87 | 66.75 | 16.48 | 0.00 | 150.0 | ± 9.6 % |
| | | Y | 4.55 | 66.34 | 15.96 | | 150.0 | |
| | | Z | 4.86 | 66.96 | 16.75 | | 150.0 | |
| 10529-AAA | IEEE 802.11ac WiFi (20MHz, MCS4, 99pc duty cycle) | X | 4.87 | 66.75 | 16.48 | 0.00 | 150.0 | ± 9.6 % |
| | | Y | 4.55 | 66.34 | 15.96 | | 150.0 | |
| | | Z | 4.86 | 66.96 | 16.75 | | 150.0 | |
| 10531-AAA | IEEE 802.11ac WiFi (20MHz, MCS6, 99pc duty cycle) | X | 4.89 | 66.92 | 16.52 | 0.00 | 150.0 | ± 9.6 % |
| | | Y | 4.53 | 66.42 | 15.96 | | 150.0 | |
| | | Z | 4.87 | 67.13 | 16.79 | | 150.0 | |
| 10532-AAA | IEEE 802.11ac WiFi (20MHz, MCS7, 99pc duty cycle) | X | 4.74 | 66.81 | 16.48 | 0.00 | 150.0 | ± 9.6 % |
| | | Y | 4.40 | 66.28 | 15.89 | | 150.0 | |
| | | Z | 4.72 | 67.01 | 16.75 | | 150.0 | |
| 10533-AAA | IEEE 802.11ac WiFi (20MHz, MCS8, 99pc duty cycle) | X | 4.88 | 66.77 | 16.46 | 0.00 | 150.0 | ± 9.6 % |
| | | Y | 4.56 | 66.40 | 15.96 | | 150.0 | |
| | | Z | 4.87 | 66.99 | 16.73 | | 150.0 | |
| 10534-AAA | IEEE 802.11ac WiFi (40MHz, MCS0, 99pc duty cycle) | X | 5.37 | 66.84 | 16.48 | 0.00 | 150.0 | ± 9.6 % |
| | | Y | 5.09 | 66.42 | 16.02 | | 150.0 | |
| | | Z | 5.37 | 66.98 | 16.71 | | 150.0 | |
| 10535-AAA | IEEE 802.11ac WiFi (40MHz, MCS1, 99pc duty cycle) | X | 5.45 | 66.98 | 16.53 | 0.00 | 150.0 | ± 9.6 % |
| | | Y | 5.15 | 66.59 | 16.09 | | 150.0 | |
| | | Z | 5.44 | 67.13 | 16.77 | | 150.0 | |
| 10536-AAA | IEEE 802.11ac WiFi (40MHz, MCS2, 99pc duty cycle) | X | 5.32 | 67.00 | 16.53 | 0.00 | 150.0 | ± 9.6 % |
| | | Y | 5.03 | 66.55 | 16.05 | | 150.0 | |
| | | Z | 5.31 | 67.15 | 16.77 | | 150.0 | |
| 10537-AAA | IEEE 802.11ac WiFi (40MHz, MCS3, 99pc duty cycle) | X | 5.38 | 66.96 | 16.51 | 0.00 | 150.0 | ± 9.6 % |
| | | Y | 5.08 | 66.51 | 16.04 | | 150.0 | |
| | | Z | 5.38 | 67.11 | 16.75 | | 150.0 | |
| 10538-AAA | IEEE 802.11ac WiFi (40MHz, MCS4, 99pc duty cycle) | X | 5.49 | 67.02 | 16.58 | 0.00 | 150.0 | ± 9.6 % |
| | | Y | 5.16 | 66.52 | 16.08 | | 150.0 | |
| | | Z | 5.48 | 67.15 | 16.81 | | 150.0 | |
| 10540-AAA | IEEE 802.11ac WiFi (40MHz, MCS6, 99pc duty cycle) | X | 5.39 | 66.97 | 16.57 | 0.00 | 150.0 | ± 9.6 % |
| | | Y | 5.09 | 66.51 | 16.09 | | 150.0 | |
| | | Z | 5.39 | 67.12 | 16.81 | | 150.0 | |

| | | | | | | | | |
|-----------|---|---|------|-------|-------|------|-------|---------|
| 10541-AAA | IEEE 802.11ac WiFi (40MHz, MCS7, 99pc duty cycle) | X | 5.38 | 66.89 | 16.53 | 0.00 | 150.0 | ± 9.6 % |
| | | Y | 5.07 | 66.41 | 16.03 | | 150.0 | |
| | | Z | 5.36 | 66.99 | 16.74 | | 150.0 | |
| 10542-AAA | IEEE 802.11ac WiFi (40MHz, MCS8, 99pc duty cycle) | X | 5.52 | 66.89 | 16.54 | 0.00 | 150.0 | ± 9.6 % |
| | | Y | 5.23 | 66.49 | 16.09 | | 150.0 | |
| | | Z | 5.51 | 67.03 | 16.77 | | 150.0 | |
| 10543-AAA | IEEE 802.11ac WiFi (40MHz, MCS9, 99pc duty cycle) | X | 5.61 | 66.89 | 16.55 | 0.00 | 150.0 | ± 9.6 % |
| | | Y | 5.29 | 66.51 | 16.12 | | 150.0 | |
| | | Z | 5.59 | 67.03 | 16.78 | | 150.0 | |
| 10544-AAA | IEEE 802.11ac WiFi (80MHz, MCS0, 99pc duty cycle) | X | 5.64 | 66.92 | 16.44 | 0.00 | 150.0 | ± 9.6 % |
| | | Y | 5.41 | 66.54 | 16.01 | | 150.0 | |
| | | Z | 5.65 | 67.02 | 16.65 | | 150.0 | |
| 10545-AAA | IEEE 802.11ac WiFi (80MHz, MCS1, 99pc duty cycle) | X | 5.86 | 67.33 | 16.58 | 0.00 | 150.0 | ± 9.6 % |
| | | Y | 5.59 | 66.92 | 16.16 | | 150.0 | |
| | | Z | 5.88 | 67.51 | 16.83 | | 150.0 | |
| 10546-AAA | IEEE 802.11ac WiFi (80MHz, MCS2, 99pc duty cycle) | X | 5.75 | 67.23 | 16.55 | 0.00 | 150.0 | ± 9.6 % |
| | | Y | 5.46 | 66.71 | 16.07 | | 150.0 | |
| | | Z | 5.75 | 67.34 | 16.77 | | 150.0 | |
| 10547-AAA | IEEE 802.11ac WiFi (80MHz, MCS3, 99pc duty cycle) | X | 5.84 | 67.29 | 16.57 | 0.00 | 150.0 | ± 9.6 % |
| | | Y | 5.53 | 66.76 | 16.08 | | 150.0 | |
| | | Z | 5.84 | 67.40 | 16.79 | | 150.0 | |
| 10548-AAA | IEEE 802.11ac WiFi (80MHz, MCS4, 99pc duty cycle) | X | 6.17 | 68.41 | 17.09 | 0.00 | 150.0 | ± 9.6 % |
| | | Y | 5.72 | 67.50 | 16.43 | | 150.0 | |
| | | Z | 6.26 | 68.82 | 17.45 | | 150.0 | |
| 10550-AAA | IEEE 802.11ac WiFi (80MHz, MCS6, 99pc duty cycle) | X | 5.77 | 67.16 | 16.53 | 0.00 | 150.0 | ± 9.6 % |
| | | Y | 5.49 | 66.75 | 16.10 | | 150.0 | |
| | | Z | 5.77 | 67.28 | 16.75 | | 150.0 | |
| 10551-AAA | IEEE 802.11ac WiFi (80MHz, MCS7, 99pc duty cycle) | X | 5.79 | 67.28 | 16.55 | 0.00 | 150.0 | ± 9.6 % |
| | | Y | 5.49 | 66.77 | 16.07 | | 150.0 | |
| | | Z | 5.78 | 67.36 | 16.75 | | 150.0 | |
| 10552-AAA | IEEE 802.11ac WiFi (80MHz, MCS8, 99pc duty cycle) | X | 5.68 | 67.03 | 16.44 | 0.00 | 150.0 | ± 9.6 % |
| | | Y | 5.42 | 66.62 | 16.00 | | 150.0 | |
| | | Z | 5.68 | 67.11 | 16.64 | | 150.0 | |
| 10553-AAA | IEEE 802.11ac WiFi (80MHz, MCS9, 99pc duty cycle) | X | 5.78 | 67.06 | 16.48 | 0.00 | 150.0 | ± 9.6 % |
| | | Y | 5.50 | 66.63 | 16.04 | | 150.0 | |
| | | Z | 5.77 | 67.15 | 16.68 | | 150.0 | |
| 10554-AAA | IEEE 1602.11ac WiFi (160MHz, MCS0, 99pc duty cycle) | X | 6.04 | 67.29 | 16.52 | 0.00 | 150.0 | ± 9.6 % |
| | | Y | 5.82 | 66.89 | 16.10 | | 150.0 | |
| | | Z | 6.06 | 67.39 | 16.73 | | 150.0 | |
| 10555-AAA | IEEE 1602.11ac WiFi (160MHz, MCS1, 99pc duty cycle) | X | 6.21 | 67.65 | 16.67 | 0.00 | 150.0 | ± 9.6 % |
| | | Y | 5.93 | 67.16 | 16.21 | | 150.0 | |
| | | Z | 6.22 | 67.74 | 16.87 | | 150.0 | |
| 10556-AAA | IEEE 1602.11ac WiFi (160MHz, MCS2, 99pc duty cycle) | X | 6.21 | 67.64 | 16.66 | 0.00 | 150.0 | ± 9.6 % |
| | | Y | 5.95 | 67.21 | 16.23 | | 150.0 | |
| | | Z | 6.23 | 67.76 | 16.88 | | 150.0 | |
| 10557-AAA | IEEE 1602.11ac WiFi (160MHz, MCS3, 99pc duty cycle) | X | 6.20 | 67.62 | 16.67 | 0.00 | 150.0 | ± 9.6 % |
| | | Y | 5.92 | 67.12 | 16.21 | | 150.0 | |
| | | Z | 6.21 | 67.70 | 16.87 | | 150.0 | |

| | | | | | | | | |
|-----------|---|---|--------|--------|-------|------|-------|---------|
| 10558-AAA | IEEE 1602.11ac WiFi (160MHz, MCS4, 99pc duty cycle) | X | 6.27 | 67.82 | 16.78 | 0.00 | 150.0 | ± 9.6 % |
| | | Y | 5.96 | 67.26 | 16.30 | | 150.0 | |
| | | Z | 6.27 | 67.91 | 16.99 | | 150.0 | |
| 10560-AAA | IEEE 1602.11ac WiFi (160MHz, MCS6, 99pc duty cycle) | X | 6.25 | 67.63 | 16.73 | 0.00 | 150.0 | ± 9.6 % |
| | | Y | 5.96 | 67.13 | 16.27 | | 150.0 | |
| | | Z | 6.25 | 67.69 | 16.91 | | 150.0 | |
| 10561-AAA | IEEE 1602.11ac WiFi (160MHz, MCS7, 99pc duty cycle) | X | 6.16 | 67.59 | 16.74 | 0.00 | 150.0 | ± 9.6 % |
| | | Y | 5.89 | 67.10 | 16.28 | | 150.0 | |
| | | Z | 6.17 | 67.67 | 16.94 | | 150.0 | |
| 10562-AAA | IEEE 1602.11ac WiFi (160MHz, MCS8, 99pc duty cycle) | X | 6.34 | 68.10 | 17.00 | 0.00 | 150.0 | ± 9.6 % |
| | | Y | 5.98 | 67.40 | 16.44 | | 150.0 | |
| | | Z | 6.35 | 68.23 | 17.22 | | 150.0 | |
| 10563-AAA | IEEE 1602.11ac WiFi (160MHz, MCS9, 99pc duty cycle) | X | 6.63 | 68.49 | 17.13 | 0.00 | 150.0 | ± 9.6 % |
| | | Y | 6.09 | 67.36 | 16.38 | | 150.0 | |
| | | Z | 6.75 | 68.92 | 17.50 | | 150.0 | |
| 10564-AAA | IEEE 802.11g WiFi 2.4 GHz (DSSS-OFDM, 9 Mbps, 99pc duty cycle) | X | 5.08 | 67.05 | 16.75 | 0.46 | 150.0 | ± 9.6 % |
| | | Y | 4.82 | 66.83 | 16.32 | | 150.0 | |
| | | Z | 5.06 | 67.23 | 16.99 | | 150.0 | |
| 10565-AAA | IEEE 802.11g WiFi 2.4 GHz (DSSS-OFDM, 12 Mbps, 99pc duty cycle) | X | 5.35 | 67.57 | 17.09 | 0.46 | 150.0 | ± 9.6 % |
| | | Y | 5.03 | 67.25 | 16.63 | | 150.0 | |
| | | Z | 5.32 | 67.73 | 17.33 | | 150.0 | |
| 10566-AAA | IEEE 802.11g WiFi 2.4 GHz (DSSS-OFDM, 18 Mbps, 99pc duty cycle) | X | 5.18 | 67.44 | 16.92 | 0.46 | 150.0 | ± 9.6 % |
| | | Y | 4.87 | 67.09 | 16.44 | | 150.0 | |
| | | Z | 5.16 | 67.61 | 17.17 | | 150.0 | |
| 10567-AAA | IEEE 802.11g WiFi 2.4 GHz (DSSS-OFDM, 24 Mbps, 99pc duty cycle) | X | 5.21 | 67.88 | 17.30 | 0.46 | 150.0 | ± 9.6 % |
| | | Y | 4.89 | 67.46 | 16.79 | | 150.0 | |
| | | Z | 5.19 | 68.06 | 17.56 | | 150.0 | |
| 10568-AAA | IEEE 802.11g WiFi 2.4 GHz (DSSS-OFDM, 36 Mbps, 99pc duty cycle) | X | 5.07 | 67.08 | 16.62 | 0.46 | 150.0 | ± 9.6 % |
| | | Y | 4.78 | 66.88 | 16.22 | | 150.0 | |
| | | Z | 5.05 | 67.30 | 16.89 | | 150.0 | |
| 10569-AAA | IEEE 802.11g WiFi 2.4 GHz (DSSS-OFDM, 48 Mbps, 99pc duty cycle) | X | 5.14 | 67.88 | 17.31 | 0.46 | 150.0 | ± 9.6 % |
| | | Y | 4.86 | 67.58 | 16.86 | | 150.0 | |
| | | Z | 5.14 | 68.11 | 17.60 | | 150.0 | |
| 10570-AAA | IEEE 802.11g WiFi 2.4 GHz (DSSS-OFDM, 54 Mbps, 99pc duty cycle) | X | 5.20 | 67.72 | 17.25 | 0.46 | 150.0 | ± 9.6 % |
| | | Y | 4.89 | 67.43 | 16.80 | | 150.0 | |
| | | Z | 5.17 | 67.92 | 17.51 | | 150.0 | |
| 10571-AAA | IEEE 802.11b WiFi 2.4 GHz (DSSS, 1 Mbps, 90pc duty cycle) | X | 1.26 | 66.11 | 17.07 | 0.46 | 130.0 | ± 9.6 % |
| | | Y | 1.14 | 63.86 | 15.15 | | 130.0 | |
| | | Z | 1.28 | 67.12 | 18.23 | | 130.0 | |
| 10572-AAA | IEEE 802.11b WiFi 2.4 GHz (DSSS, 2 Mbps, 90pc duty cycle) | X | 1.29 | 66.92 | 17.55 | 0.46 | 130.0 | ± 9.6 % |
| | | Y | 1.15 | 64.34 | 15.47 | | 130.0 | |
| | | Z | 1.31 | 68.09 | 18.81 | | 130.0 | |
| 10573-AAA | IEEE 802.11b WiFi 2.4 GHz (DSSS, 5.5 Mbps, 90pc duty cycle) | X | 100.00 | 155.25 | 42.39 | 0.46 | 130.0 | ± 9.6 % |
| | | Y | 1.23 | 77.62 | 20.43 | | 130.0 | |
| | | Z | 100.00 | 169.07 | 48.13 | | 130.0 | |
| 10574-AAA | IEEE 802.11b WiFi 2.4 GHz (DSSS, 11 Mbps, 90pc duty cycle) | X | 1.74 | 76.95 | 22.36 | 0.46 | 130.0 | ± 9.6 % |
| | | Y | 1.18 | 68.91 | 17.90 | | 130.0 | |
| | | Z | 2.01 | 81.76 | 25.27 | | 130.0 | |

| | | | | | | | | |
|-----------|---|---|------|-------|-------|------|-------|---------|
| 10575-AAA | IEEE 802.11g WiFi 2.4 GHz (DSSS-OFDM, 6 Mbps, 90pc duty cycle) | X | 4.84 | 66.74 | 16.72 | 0.46 | 130.0 | ± 9.6 % |
| | | Y | 4.58 | 66.55 | 16.30 | | 130.0 | |
| | | Z | 4.83 | 66.98 | 17.03 | | 130.0 | |
| 10576-AAA | IEEE 802.11g WiFi 2.4 GHz (DSSS-OFDM, 9 Mbps, 90pc duty cycle) | X | 4.87 | 66.92 | 16.80 | 0.46 | 130.0 | ± 9.6 % |
| | | Y | 4.61 | 66.72 | 16.37 | | 130.0 | |
| | | Z | 4.86 | 67.16 | 17.11 | | 130.0 | |
| 10577-AAA | IEEE 802.11g WiFi 2.4 GHz (DSSS-OFDM, 12 Mbps, 90pc duty cycle) | X | 5.11 | 67.27 | 16.98 | 0.46 | 130.0 | ± 9.6 % |
| | | Y | 4.80 | 66.99 | 16.53 | | 130.0 | |
| | | Z | 5.10 | 67.50 | 17.29 | | 130.0 | |
| 10578-AAA | IEEE 802.11g WiFi 2.4 GHz (DSSS-OFDM, 18 Mbps, 90pc duty cycle) | X | 5.01 | 67.48 | 17.11 | 0.46 | 130.0 | ± 9.6 % |
| | | Y | 4.70 | 67.13 | 16.62 | | 130.0 | |
| | | Z | 5.00 | 67.72 | 17.43 | | 130.0 | |
| 10579-AAA | IEEE 802.11g WiFi 2.4 GHz (DSSS-OFDM, 24 Mbps, 90pc duty cycle) | X | 4.77 | 66.76 | 16.41 | 0.46 | 130.0 | ± 9.6 % |
| | | Y | 4.46 | 66.41 | 15.94 | | 130.0 | |
| | | Z | 4.75 | 66.97 | 16.71 | | 130.0 | |
| 10580-AAA | IEEE 802.11g WiFi 2.4 GHz (DSSS-OFDM, 36 Mbps, 90pc duty cycle) | X | 4.81 | 66.70 | 16.38 | 0.46 | 130.0 | ± 9.6 % |
| | | Y | 4.51 | 66.47 | 15.97 | | 130.0 | |
| | | Z | 4.79 | 66.95 | 16.70 | | 130.0 | |
| 10581-AAA | IEEE 802.11g WiFi 2.4 GHz (DSSS-OFDM, 48 Mbps, 90pc duty cycle) | X | 4.91 | 67.56 | 17.06 | 0.46 | 130.0 | ± 9.6 % |
| | | Y | 4.59 | 67.16 | 16.57 | | 130.0 | |
| | | Z | 4.90 | 67.80 | 17.39 | | 130.0 | |
| 10582-AAA | IEEE 802.11g WiFi 2.4 GHz (DSSS-OFDM, 54 Mbps, 90pc duty cycle) | X | 4.72 | 66.48 | 16.18 | 0.46 | 130.0 | ± 9.6 % |
| | | Y | 4.40 | 66.18 | 15.74 | | 130.0 | |
| | | Z | 4.70 | 66.70 | 16.49 | | 130.0 | |
| 10583-AAA | IEEE 802.11a/h WiFi 5 GHz (OFDM, 6 Mbps, 90pc duty cycle) | X | 4.84 | 66.74 | 16.72 | 0.46 | 130.0 | ± 9.6 % |
| | | Y | 4.58 | 66.55 | 16.30 | | 130.0 | |
| | | Z | 4.83 | 66.98 | 17.03 | | 130.0 | |
| 10584-AAA | IEEE 802.11a/h WiFi 5 GHz (OFDM, 9 Mbps, 90pc duty cycle) | X | 4.87 | 66.92 | 16.80 | 0.46 | 130.0 | ± 9.6 % |
| | | Y | 4.61 | 66.72 | 16.37 | | 130.0 | |
| | | Z | 4.86 | 67.16 | 17.11 | | 130.0 | |
| 10585-AAA | IEEE 802.11a/h WiFi 5 GHz (OFDM, 12 Mbps, 90pc duty cycle) | X | 5.11 | 67.27 | 16.98 | 0.46 | 130.0 | ± 9.6 % |
| | | Y | 4.80 | 66.99 | 16.53 | | 130.0 | |
| | | Z | 5.10 | 67.50 | 17.29 | | 130.0 | |
| 10586-AAA | IEEE 802.11a/h WiFi 5 GHz (OFDM, 18 Mbps, 90pc duty cycle) | X | 5.01 | 67.48 | 17.11 | 0.46 | 130.0 | ± 9.6 % |
| | | Y | 4.70 | 67.13 | 16.62 | | 130.0 | |
| | | Z | 5.00 | 67.72 | 17.43 | | 130.0 | |
| 10587-AAA | IEEE 802.11a/h WiFi 5 GHz (OFDM, 24 Mbps, 90pc duty cycle) | X | 4.77 | 66.76 | 16.41 | 0.46 | 130.0 | ± 9.6 % |
| | | Y | 4.46 | 66.41 | 15.94 | | 130.0 | |
| | | Z | 4.75 | 66.97 | 16.71 | | 130.0 | |
| 10588-AAA | IEEE 802.11a/h WiFi 5 GHz (OFDM, 36 Mbps, 90pc duty cycle) | X | 4.81 | 66.70 | 16.38 | 0.46 | 130.0 | ± 9.6 % |
| | | Y | 4.51 | 66.47 | 15.97 | | 130.0 | |
| | | Z | 4.79 | 66.95 | 16.70 | | 130.0 | |
| 10589-AAA | IEEE 802.11a/h WiFi 5 GHz (OFDM, 48 Mbps, 90pc duty cycle) | X | 4.91 | 67.56 | 17.06 | 0.46 | 130.0 | ± 9.6 % |
| | | Y | 4.59 | 67.16 | 16.57 | | 130.0 | |
| | | Z | 4.90 | 67.80 | 17.39 | | 130.0 | |
| 10590-AAA | IEEE 802.11a/h WiFi 5 GHz (OFDM, 54 Mbps, 90pc duty cycle) | X | 4.72 | 66.48 | 16.18 | 0.46 | 130.0 | ± 9.6 % |
| | | Y | 4.40 | 66.18 | 15.74 | | 130.0 | |
| | | Z | 4.70 | 66.70 | 16.49 | | 130.0 | |

| | | | | | | | | |
|-----------|---|---|------|-------|-------|------|-------|---------|
| 10591-AAA | IEEE 802.11n (HT Mixed, 20MHz, MCS0, 90pc duty cycle) | X | 4.99 | 66.80 | 16.82 | 0.46 | 130.0 | ± 9.6 % |
| | | Y | 4.74 | 66.62 | 16.41 | | 130.0 | |
| | | Z | 4.98 | 67.02 | 17.11 | | 130.0 | |
| 10592-AAA | IEEE 802.11n (HT Mixed, 20MHz, MCS1, 90pc duty cycle) | X | 5.17 | 67.16 | 16.94 | 0.46 | 130.0 | ± 9.6 % |
| | | Y | 4.88 | 66.94 | 16.54 | | 130.0 | |
| | | Z | 5.16 | 67.39 | 17.24 | | 130.0 | |
| 10593-AAA | IEEE 802.11n (HT Mixed, 20MHz, MCS2, 90pc duty cycle) | X | 5.10 | 67.12 | 16.85 | 0.46 | 130.0 | ± 9.6 % |
| | | Y | 4.80 | 66.84 | 16.41 | | 130.0 | |
| | | Z | 5.09 | 67.33 | 17.15 | | 130.0 | |
| 10594-AAA | IEEE 802.11n (HT Mixed, 20MHz, MCS3, 90pc duty cycle) | X | 5.15 | 67.27 | 16.99 | 0.46 | 130.0 | ± 9.6 % |
| | | Y | 4.85 | 67.00 | 16.57 | | 130.0 | |
| | | Z | 5.14 | 67.49 | 17.30 | | 130.0 | |
| 10595-AAA | IEEE 802.11n (HT Mixed, 20MHz, MCS4, 90pc duty cycle) | X | 5.13 | 67.24 | 16.90 | 0.46 | 130.0 | ± 9.6 % |
| | | Y | 4.82 | 66.96 | 16.47 | | 130.0 | |
| | | Z | 5.11 | 67.46 | 17.20 | | 130.0 | |
| 10596-AAA | IEEE 802.11n (HT Mixed, 20MHz, MCS5, 90pc duty cycle) | X | 5.06 | 67.22 | 16.89 | 0.46 | 130.0 | ± 9.6 % |
| | | Y | 4.75 | 66.95 | 16.47 | | 130.0 | |
| | | Z | 5.05 | 67.46 | 17.20 | | 130.0 | |
| 10597-AAA | IEEE 802.11n (HT Mixed, 20MHz, MCS6, 90pc duty cycle) | X | 5.01 | 67.17 | 16.80 | 0.46 | 130.0 | ± 9.6 % |
| | | Y | 4.70 | 66.84 | 16.34 | | 130.0 | |
| | | Z | 5.00 | 67.39 | 17.11 | | 130.0 | |
| 10598-AAA | IEEE 802.11n (HT Mixed, 20MHz, MCS7, 90pc duty cycle) | X | 5.00 | 67.47 | 17.10 | 0.46 | 130.0 | ± 9.6 % |
| | | Y | 4.69 | 67.05 | 16.59 | | 130.0 | |
| | | Z | 4.99 | 67.69 | 17.41 | | 130.0 | |
| 10599-AAA | IEEE 802.11n (HT Mixed, 40MHz, MCS0, 90pc duty cycle) | X | 5.66 | 67.41 | 16.99 | 0.46 | 130.0 | ± 9.6 % |
| | | Y | 5.39 | 67.09 | 16.60 | | 130.0 | |
| | | Z | 5.67 | 67.62 | 17.29 | | 130.0 | |
| 10600-AAA | IEEE 802.11n (HT Mixed, 40MHz, MCS1, 90pc duty cycle) | X | 5.89 | 68.08 | 17.29 | 0.46 | 130.0 | ± 9.6 % |
| | | Y | 5.50 | 67.45 | 16.76 | | 130.0 | |
| | | Z | 5.90 | 68.31 | 17.60 | | 130.0 | |
| 10601-AAA | IEEE 802.11n (HT Mixed, 40MHz, MCS2, 90pc duty cycle) | X | 5.73 | 67.68 | 17.10 | 0.46 | 130.0 | ± 9.6 % |
| | | Y | 5.41 | 67.26 | 16.68 | | 130.0 | |
| | | Z | 5.73 | 67.90 | 17.41 | | 130.0 | |
| 10602-AAA | IEEE 802.11n (HT Mixed, 40MHz, MCS3, 90pc duty cycle) | X | 5.82 | 67.68 | 17.02 | 0.46 | 130.0 | ± 9.6 % |
| | | Y | 5.53 | 67.38 | 16.66 | | 130.0 | |
| | | Z | 5.81 | 67.85 | 17.30 | | 130.0 | |
| 10603-AAA | IEEE 802.11n (HT Mixed, 40MHz, MCS4, 90pc duty cycle) | X | 5.94 | 68.10 | 17.36 | 0.46 | 130.0 | ± 9.6 % |
| | | Y | 5.58 | 67.60 | 16.90 | | 130.0 | |
| | | Z | 5.90 | 68.16 | 17.58 | | 130.0 | |
| 10604-AAA | IEEE 802.11n (HT Mixed, 40MHz, MCS5, 90pc duty cycle) | X | 5.67 | 67.39 | 17.00 | 0.46 | 130.0 | ± 9.6 % |
| | | Y | 5.45 | 67.23 | 16.70 | | 130.0 | |
| | | Z | 5.67 | 67.57 | 17.29 | | 130.0 | |
| 10605-AAA | IEEE 802.11n (HT Mixed, 40MHz, MCS6, 90pc duty cycle) | X | 5.78 | 67.67 | 17.13 | 0.46 | 130.0 | ± 9.6 % |
| | | Y | 5.51 | 67.41 | 16.79 | | 130.0 | |
| | | Z | 5.80 | 67.92 | 17.45 | | 130.0 | |
| 10606-AAA | IEEE 802.11n (HT Mixed, 40MHz, MCS7, 90pc duty cycle) | X | 5.55 | 67.14 | 16.74 | 0.46 | 130.0 | ± 9.6 % |
| | | Y | 5.26 | 66.74 | 16.32 | | 130.0 | |
| | | Z | 5.54 | 67.28 | 17.00 | | 130.0 | |

| | | | | | | | | |
|-----------|---|---|------|-------|-------|------|-------|---------|
| 10607-AAA | IEEE 802.11ac WiFi (20MHz, MCS0, 90pc duty cycle) | X | 4.83 | 66.14 | 16.45 | 0.46 | 130.0 | ± 9.6 % |
| | | Y | 4.58 | 65.94 | 16.04 | | 130.0 | |
| | | Z | 4.83 | 66.41 | 16.78 | | 130.0 | |
| 10608-AAA | IEEE 802.11ac WiFi (20MHz, MCS1, 90pc duty cycle) | X | 5.05 | 66.59 | 16.62 | 0.46 | 130.0 | ± 9.6 % |
| | | Y | 4.75 | 66.32 | 16.20 | | 130.0 | |
| | | Z | 5.05 | 66.86 | 16.95 | | 130.0 | |
| 10609-AAA | IEEE 802.11ac WiFi (20MHz, MCS2, 90pc duty cycle) | X | 4.94 | 66.46 | 16.48 | 0.46 | 130.0 | ± 9.6 % |
| | | Y | 4.64 | 66.17 | 16.03 | | 130.0 | |
| | | Z | 4.94 | 66.73 | 16.81 | | 130.0 | |
| 10610-AAA | IEEE 802.11ac WiFi (20MHz, MCS3, 90pc duty cycle) | X | 4.99 | 66.63 | 16.64 | 0.46 | 130.0 | ± 9.6 % |
| | | Y | 4.69 | 66.32 | 16.19 | | 130.0 | |
| | | Z | 4.99 | 66.91 | 16.97 | | 130.0 | |
| 10611-AAA | IEEE 802.11ac WiFi (20MHz, MCS4, 90pc duty cycle) | X | 4.92 | 66.46 | 16.50 | 0.46 | 130.0 | ± 9.6 % |
| | | Y | 4.60 | 66.12 | 16.04 | | 130.0 | |
| | | Z | 4.91 | 66.72 | 16.83 | | 130.0 | |
| 10612-AAA | IEEE 802.11ac WiFi (20MHz, MCS5, 90pc duty cycle) | X | 4.93 | 66.59 | 16.52 | 0.46 | 130.0 | ± 9.6 % |
| | | Y | 4.61 | 66.27 | 16.08 | | 130.0 | |
| | | Z | 4.93 | 66.89 | 16.87 | | 130.0 | |
| 10613-AAA | IEEE 802.11ac WiFi (20MHz, MCS6, 90pc duty cycle) | X | 4.94 | 66.52 | 16.43 | 0.46 | 130.0 | ± 9.6 % |
| | | Y | 4.61 | 66.14 | 15.96 | | 130.0 | |
| | | Z | 4.94 | 66.79 | 16.76 | | 130.0 | |
| 10614-AAA | IEEE 802.11ac WiFi (20MHz, MCS7, 90pc duty cycle) | X | 4.88 | 66.76 | 16.70 | 0.46 | 130.0 | ± 9.6 % |
| | | Y | 4.56 | 66.32 | 16.18 | | 130.0 | |
| | | Z | 4.88 | 67.02 | 17.03 | | 130.0 | |
| 10615-AAA | IEEE 802.11ac WiFi (20MHz, MCS8, 90pc duty cycle) | X | 4.91 | 66.23 | 16.24 | 0.46 | 130.0 | ± 9.6 % |
| | | Y | 4.60 | 65.97 | 15.82 | | 130.0 | |
| | | Z | 4.91 | 66.50 | 16.57 | | 130.0 | |
| 10616-AAA | IEEE 802.11ac WiFi (40MHz, MCS0, 90pc duty cycle) | X | 5.49 | 66.72 | 16.63 | 0.46 | 130.0 | ± 9.6 % |
| | | Y | 5.22 | 66.38 | 16.23 | | 130.0 | |
| | | Z | 5.50 | 66.93 | 16.93 | | 130.0 | |
| 10617-AAA | IEEE 802.11ac WiFi (40MHz, MCS1, 90pc duty cycle) | X | 5.55 | 66.83 | 16.65 | 0.46 | 130.0 | ± 9.6 % |
| | | Y | 5.28 | 66.55 | 16.29 | | 130.0 | |
| | | Z | 5.56 | 67.04 | 16.95 | | 130.0 | |
| 10618-AAA | IEEE 802.11ac WiFi (40MHz, MCS2, 90pc duty cycle) | X | 5.45 | 66.92 | 16.72 | 0.46 | 130.0 | ± 9.6 % |
| | | Y | 5.17 | 66.56 | 16.31 | | 130.0 | |
| | | Z | 5.46 | 67.15 | 17.03 | | 130.0 | |
| 10619-AAA | IEEE 802.11ac WiFi (40MHz, MCS3, 90pc duty cycle) | X | 5.46 | 66.70 | 16.54 | 0.46 | 130.0 | ± 9.6 % |
| | | Y | 5.18 | 66.36 | 16.15 | | 130.0 | |
| | | Z | 5.48 | 66.94 | 16.86 | | 130.0 | |
| 10620-AAA | IEEE 802.11ac WiFi (40MHz, MCS4, 90pc duty cycle) | X | 5.59 | 66.83 | 16.65 | 0.46 | 130.0 | ± 9.6 % |
| | | Y | 5.27 | 66.40 | 16.21 | | 130.0 | |
| | | Z | 5.59 | 67.03 | 16.95 | | 130.0 | |
| 10621-AAA | IEEE 802.11ac WiFi (40MHz, MCS5, 90pc duty cycle) | X | 5.57 | 66.92 | 16.82 | 0.46 | 130.0 | ± 9.6 % |
| | | Y | 5.28 | 66.53 | 16.40 | | 130.0 | |
| | | Z | 5.57 | 67.09 | 17.10 | | 130.0 | |
| 10622-AAA | IEEE 802.11ac WiFi (40MHz, MCS6, 90pc duty cycle) | X | 5.56 | 67.02 | 16.86 | 0.46 | 130.0 | ± 9.6 % |
| | | Y | 5.29 | 66.70 | 16.48 | | 130.0 | |
| | | Z | 5.58 | 67.26 | 17.18 | | 130.0 | |

| | | | | | | | | |
|-----------|---|---|------|-------|-------|------|-------|---------|
| 10623-AAA | IEEE 802.11ac WiFi (40MHz, MCS7, 90pc duty cycle) | X | 5.45 | 66.61 | 16.54 | 0.46 | 130.0 | ± 9.6 % |
| | | Y | 5.17 | 66.23 | 16.12 | | 130.0 | |
| | | Z | 5.45 | 66.76 | 16.80 | | 130.0 | |
| 10624-AAA | IEEE 802.11ac WiFi (40MHz, MCS8, 90pc duty cycle) | X | 5.63 | 66.74 | 16.66 | 0.46 | 130.0 | ± 9.6 % |
| | | Y | 5.36 | 66.43 | 16.28 | | 130.0 | |
| | | Z | 5.65 | 66.97 | 16.97 | | 130.0 | |
| 10625-AAA | IEEE 802.11ac WiFi (40MHz, MCS9, 90pc duty cycle) | X | 6.03 | 67.75 | 17.21 | 0.46 | 130.0 | ± 9.6 % |
| | | Y | 5.64 | 67.15 | 16.69 | | 130.0 | |
| | | Z | 6.14 | 68.26 | 17.65 | | 130.0 | |
| 10626-AAA | IEEE 802.11ac WiFi (80MHz, MCS0, 90pc duty cycle) | X | 5.74 | 66.74 | 16.55 | 0.46 | 130.0 | ± 9.6 % |
| | | Y | 5.53 | 66.45 | 16.20 | | 130.0 | |
| | | Z | 5.76 | 66.91 | 16.83 | | 130.0 | |
| 10627-AAA | IEEE 802.11ac WiFi (80MHz, MCS1, 90pc duty cycle) | X | 6.00 | 67.29 | 16.77 | 0.46 | 130.0 | ± 9.6 % |
| | | Y | 5.75 | 66.97 | 16.42 | | 130.0 | |
| | | Z | 6.06 | 67.58 | 17.12 | | 130.0 | |
| 10628-AAA | IEEE 802.11ac WiFi (80MHz, MCS2, 90pc duty cycle) | X | 5.81 | 66.92 | 16.53 | 0.46 | 130.0 | ± 9.6 % |
| | | Y | 5.54 | 66.50 | 16.12 | | 130.0 | |
| | | Z | 5.83 | 67.10 | 16.81 | | 130.0 | |
| 10629-AAA | IEEE 802.11ac WiFi (80MHz, MCS3, 90pc duty cycle) | X | 5.91 | 67.00 | 16.56 | 0.46 | 130.0 | ± 9.6 % |
| | | Y | 5.62 | 66.56 | 16.15 | | 130.0 | |
| | | Z | 5.92 | 67.15 | 16.83 | | 130.0 | |
| 10630-AAA | IEEE 802.11ac WiFi (80MHz, MCS4, 90pc duty cycle) | X | 6.49 | 68.87 | 17.48 | 0.46 | 130.0 | ± 9.6 % |
| | | Y | 5.94 | 67.73 | 16.74 | | 130.0 | |
| | | Z | 6.64 | 69.43 | 17.95 | | 130.0 | |
| 10631-AAA | IEEE 802.11ac WiFi (80MHz, MCS5, 90pc duty cycle) | X | 6.36 | 68.62 | 17.56 | 0.46 | 130.0 | ± 9.6 % |
| | | Y | 5.90 | 67.70 | 16.90 | | 130.0 | |
| | | Z | 6.40 | 68.89 | 17.89 | | 130.0 | |
| 10632-AAA | IEEE 802.11ac WiFi (80MHz, MCS6, 90pc duty cycle) | X | 5.99 | 67.43 | 16.99 | 0.46 | 130.0 | ± 9.6 % |
| | | Y | 5.72 | 67.04 | 16.59 | | 130.0 | |
| | | Z | 6.02 | 67.63 | 17.28 | | 130.0 | |
| 10633-AAA | IEEE 802.11ac WiFi (80MHz, MCS7, 90pc duty cycle) | X | 5.93 | 67.24 | 16.72 | 0.46 | 130.0 | ± 9.6 % |
| | | Y | 5.61 | 66.69 | 16.25 | | 130.0 | |
| | | Z | 5.92 | 67.32 | 16.95 | | 130.0 | |
| 10634-AAA | IEEE 802.11ac WiFi (80MHz, MCS8, 90pc duty cycle) | X | 5.91 | 67.22 | 16.78 | 0.46 | 130.0 | ± 9.6 % |
| | | Y | 5.60 | 66.71 | 16.32 | | 130.0 | |
| | | Z | 5.89 | 67.30 | 17.01 | | 130.0 | |
| 10635-AAA | IEEE 802.11ac WiFi (80MHz, MCS9, 90pc duty cycle) | X | 5.77 | 66.46 | 16.12 | 0.46 | 130.0 | ± 9.6 % |
| | | Y | 5.48 | 66.06 | 15.73 | | 130.0 | |
| | | Z | 5.76 | 66.58 | 16.37 | | 130.0 | |
| 10636-AAA | IEEE 1602.11ac WiFi (160MHz, MCS0, 90pc duty cycle) | X | 6.15 | 67.13 | 16.64 | 0.46 | 130.0 | ± 9.6 % |
| | | Y | 5.94 | 66.81 | 16.29 | | 130.0 | |
| | | Z | 6.19 | 67.31 | 16.92 | | 130.0 | |
| 10637-AAA | IEEE 1602.11ac WiFi (160MHz, MCS1, 90pc duty cycle) | X | 6.33 | 67.56 | 16.83 | 0.46 | 130.0 | ± 9.6 % |
| | | Y | 6.08 | 67.17 | 16.45 | | 130.0 | |
| | | Z | 6.37 | 67.74 | 17.11 | | 130.0 | |
| 10638-AAA | IEEE 1602.11ac WiFi (160MHz, MCS2, 90pc duty cycle) | X | 6.32 | 67.49 | 16.77 | 0.46 | 130.0 | ± 9.6 % |
| | | Y | 6.09 | 67.16 | 16.42 | | 130.0 | |
| | | Z | 6.37 | 67.71 | 17.07 | | 130.0 | |

| | | | | | | | | |
|-----------|---|---|------|-------|-------|------|-------|---------|
| 10639-AAA | IEEE 1602.11ac WiFi (160MHz, MCS3, 90pc duty cycle) | X | 6.33 | 67.54 | 16.85 | 0.46 | 130.0 | ± 9.6 % |
| | | Y | 6.06 | 67.09 | 16.43 | | 130.0 | |
| | | Z | 6.36 | 67.69 | 17.11 | | 130.0 | |
| 10640-AAA | IEEE 1602.11ac WiFi (160MHz, MCS4, 90pc duty cycle) | X | 6.36 | 67.62 | 16.82 | 0.46 | 130.0 | ± 9.6 % |
| | | Y | 6.06 | 67.09 | 16.38 | | 130.0 | |
| | | Z | 6.39 | 67.78 | 17.09 | | 130.0 | |
| 10641-AAA | IEEE 1602.11ac WiFi (160MHz, MCS5, 90pc duty cycle) | X | 6.35 | 67.32 | 16.69 | 0.46 | 130.0 | ± 9.6 % |
| | | Y | 6.12 | 67.03 | 16.36 | | 130.0 | |
| | | Z | 6.37 | 67.48 | 16.96 | | 130.0 | |
| 10642-AAA | IEEE 1602.11ac WiFi (160MHz, MCS6, 90pc duty cycle) | X | 6.43 | 67.70 | 17.06 | 0.46 | 130.0 | ± 9.6 % |
| | | Y | 6.15 | 67.26 | 16.64 | | 130.0 | |
| | | Z | 6.44 | 67.83 | 17.30 | | 130.0 | |
| 10643-AAA | IEEE 1602.11ac WiFi (160MHz, MCS7, 90pc duty cycle) | X | 6.25 | 67.35 | 16.78 | 0.46 | 130.0 | ± 9.6 % |
| | | Y | 5.99 | 66.96 | 16.39 | | 130.0 | |
| | | Z | 6.27 | 67.50 | 17.04 | | 130.0 | |
| 10644-AAA | IEEE 1602.11ac WiFi (160MHz, MCS8, 90pc duty cycle) | X | 6.50 | 68.09 | 17.17 | 0.46 | 130.0 | ± 9.6 % |
| | | Y | 6.12 | 67.35 | 16.61 | | 130.0 | |
| | | Z | 6.53 | 68.27 | 17.44 | | 130.0 | |
| 10645-AAA | IEEE 1602.11ac WiFi (160MHz, MCS9, 90pc duty cycle) | X | 6.79 | 68.49 | 17.30 | 0.46 | 130.0 | ± 9.6 % |
| | | Y | 6.27 | 67.44 | 16.61 | | 130.0 | |
| | | Z | 6.99 | 69.13 | 17.81 | | 130.0 | |

^E Uncertainty is determined using the max. deviation from linear response applying rectangular distribution and is expressed for the square of the field value.

905

IMPORTANT NOTICE

USAGE OF THE DAE 4

The DAE unit is a delicate, high precision instrument and requires careful treatment by the user. There are no serviceable parts inside the DAE. Special attention shall be given to the following points:

Battery Exchange: The battery cover of the DAE4 unit is closed using a screw, over tightening the screw may cause the threads inside the DAE to wear out.

Shipping of the DAE: Before shipping the DAE to SPEAG for calibration, remove the batteries and pack the DAE in an antistatic bag. This antistatic bag shall then be packed into a larger box or container which protects the DAE from impacts during transportation. The package shall be marked to indicate that a fragile instrument is inside.

E-Stop Failures: Touch detection may be malfunctioning due to broken magnets in the E-stop. Rough handling of the E-stop may lead to damage of these magnets. Touch and collision errors are often caused by dust and dirt accumulated in the E-stop. To prevent E-stop failure, the customer shall always mount the probe to the DAE carefully and keep the DAE unit in a non-dusty environment if not used for measurements.

Repair: Minor repairs are performed at no extra cost during the annual calibration. However, SPEAG reserves the right to charge for any repair especially if rough unprofessional handling caused the defect.

DASY Configuration Files: Since the exact values of the DAE input resistances, as measured during the calibration procedure of a DAE unit, are not used by the DASY software, a nominal value of 200 MOhm is given in the corresponding configuration file.

Important Note:

Warranty and calibration is void if the DAE unit is disassembled partly or fully by the Customer.

Important Note:

Never attempt to grease or oil the E-stop assembly. Cleaning and readjusting of the E-stop assembly is allowed by certified SPEAG personnel only and is part of the annual calibration procedure.

Important Note:

To prevent damage of the DAE probe connector pins, use great care when installing the probe to the DAE. Carefully connect the probe with the connector notch oriented in the mating position. Avoid any rotational movement of the probe body versus the DAE while turning the locking nut of the connector. The same care shall be used when disconnecting the probe from the DAE.



Accredited by the Swiss Accreditation Service (SAS)
The Swiss Accreditation Service is one of the signatories to the EA
Multilateral Agreement for the recognition of calibration certificates

Accreditation No.: **SCS 0108**

Client **Auden**

Certificate No: **DAE4-905_Jun16**

CALIBRATION CERTIFICATE

Object **DAE4 - SD 000 D04 BK - SN: 905**

Calibration procedure(s) **QA CAL-06.v29
Calibration procedure for the data acquisition electronics (DAE)**

Calibration date: **June 22, 2016**

This calibration certificate documents the traceability to national standards, which realize the physical units of measurements (SI).
The measurements and the uncertainties with confidence probability are given on the following pages and are part of the certificate.

All calibrations have been conducted in the closed laboratory facility: environment temperature (22 ± 3)°C and humidity < 70%.

Calibration Equipment used (M&TE critical for calibration)

| Primary Standards | ID # | Cal Date (Certificate No.) | Scheduled Calibration |
|-------------------------------|--------------------|----------------------------|------------------------|
| Keithley Multimeter Type 2001 | SN: 0810278 | 09-Sep-15 (No:17153) | Sep-16 |
| Secondary Standards | ID # | Check Date (in house) | Scheduled Check |
| Auto DAE Calibration Unit | SE UWS 053 AA 1001 | 05-Jan-16 (in house check) | In house check: Jan-17 |
| Calibrator Box V2.1 | SE UMS 006 AA 1002 | 05-Jan-16 (in house check) | In house check: Jan-17 |

| | | | |
|----------------|---------------------------|--------------------------|---------------|
| Calibrated by: | Name Dominique Steffen | Function Technician | Signature |
| Approved by: | Fin Bomholt | Deputy Technical Manager | |

Issued: June 22, 2016

This calibration certificate shall not be reproduced except in full without written approval of the laboratory.



Accredited by the Swiss Accreditation Service (SAS)

The Swiss Accreditation Service is one of the signatories to the EA Multilateral Agreement for the recognition of calibration certificates

Accreditation No.: **SCS 0108**

Glossary

| | |
|-----------------|---|
| DAE | data acquisition electronics |
| Connector angle | information used in DASY system to align probe sensor X to the robot coordinate system. |

Methods Applied and Interpretation of Parameters

- *DC Voltage Measurement:* Calibration Factor assessed for use in DASY system by comparison with a calibrated instrument traceable to national standards. The figure given corresponds to the full scale range of the voltmeter in the respective range.
- *Connector angle:* The angle of the connector is assessed measuring the angle mechanically by a tool inserted. Uncertainty is not required.
- The following parameters as documented in the Appendix contain technical information as a result from the performance test and require no uncertainty.
 - *DC Voltage Measurement Linearity:* Verification of the Linearity at +10% and -10% of the nominal calibration voltage. Influence of offset voltage is included in this measurement.
 - *Common mode sensitivity:* Influence of a positive or negative common mode voltage on the differential measurement.
 - *Channel separation:* Influence of a voltage on the neighbor channels not subject to an input voltage.
 - *AD Converter Values with inputs shorted:* Values on the internal AD converter corresponding to zero input voltage
 - *Input Offset Measurement:* Output voltage and statistical results over a large number of zero voltage measurements.
 - *Input Offset Current:* Typical value for information; Maximum channel input offset current, not considering the input resistance.
 - *Input resistance:* Typical value for information: DAE input resistance at the connector, during internal auto-zeroing and during measurement.
 - *Low Battery Alarm Voltage:* Typical value for information. Below this voltage, a battery alarm signal is generated.
 - *Power consumption:* Typical value for information. Supply currents in various operating modes.

DC Voltage Measurement

A/D - Converter Resolution nominal

High Range: 1LSB = 6.1 μ V, full range = -100...+300 mV

Low Range: 1LSB = 61nV, full range = -1.....+3mV

DASY measurement parameters: Auto Zero Time: 3 sec; Measuring time: 3 sec

| Calibration Factors | X | Y | Z |
|---------------------|---------------------------|---------------------------|---------------------------|
| High Range | 404.683 \pm 0.02% (k=2) | 405.232 \pm 0.02% (k=2) | 404.815 \pm 0.02% (k=2) |
| Low Range | 3.98074 \pm 1.50% (k=2) | 4.00183 \pm 1.50% (k=2) | 3.99763 \pm 1.50% (k=2) |

Connector Angle

| | |
|---|-------------------------------------|
| Connector Angle to be used in DASY system | 269.0 $^{\circ}$ \pm 1 $^{\circ}$ |
|---|-------------------------------------|

Appendix (Additional assessments outside the scope of SCS0108)

1. DC Voltage Linearity

| High Range | Reading (μV) | Difference (μV) | Error (%) |
|-------------------|---------------------------|------------------------------|-----------|
| Channel X + Input | 199992.43 | -1.76 | -0.00 |
| Channel X + Input | 20001.63 | 1.32 | 0.01 |
| Channel X - Input | -19999.90 | 2.02 | -0.01 |
| Channel Y + Input | 199987.76 | -6.61 | -0.00 |
| Channel Y + Input | 19995.86 | -4.49 | -0.02 |
| Channel Y - Input | -20000.23 | 1.57 | -0.01 |
| Channel Z + Input | 199992.39 | -2.00 | -0.00 |
| Channel Z + Input | 19995.03 | -5.12 | -0.03 |
| Channel Z - Input | -20000.48 | 1.42 | -0.01 |

| Low Range | Reading (μV) | Difference (μV) | Error (%) |
|-------------------|---------------------------|------------------------------|-----------|
| Channel X + Input | 2000.08 | 0.04 | 0.00 |
| Channel X + Input | 200.55 | 0.07 | 0.03 |
| Channel X - Input | -199.28 | -0.03 | 0.02 |
| Channel Y + Input | 2000.27 | 0.08 | 0.00 |
| Channel Y + Input | 200.65 | -0.12 | -0.06 |
| Channel Y - Input | -199.27 | -0.17 | 0.08 |
| Channel Z + Input | 2000.30 | 0.24 | 0.01 |
| Channel Z + Input | 199.95 | -0.61 | -0.31 |
| Channel Z - Input | -199.92 | -0.62 | 0.31 |

2. Common mode sensitivity

DASY measurement parameters: Auto Zero Time: 3 sec; Measuring time: 3 sec

| | Common mode Input Voltage (mV) | High Range Average Reading (μV) | Low Range Average Reading (μV) |
|-----------|--------------------------------|--|---|
| Channel X | 200 | 8.82 | 7.40 |
| | - 200 | -7.07 | -8.74 |
| Channel Y | 200 | 8.09 | 7.82 |
| | - 200 | -8.60 | -8.90 |
| Channel Z | 200 | 1.50 | 1.30 |
| | - 200 | -2.84 | -2.92 |

3. Channel separation

DASY measurement parameters: Auto Zero Time: 3 sec; Measuring time: 3 sec

| | Input Voltage (mV) | Channel X (μV) | Channel Y (μV) | Channel Z (μV) |
|-----------|--------------------|-----------------------------|-----------------------------|-----------------------------|
| Channel X | 200 | - | 5.88 | -1.06 |
| Channel Y | 200 | 9.49 | - | 6.99 |
| Channel Z | 200 | 9.56 | 7.65 | - |

4. AD-Converter Values with inputs shorted

DASY measurement parameters: Auto Zero Time: 3 sec; Measuring time: 3 sec

| | High Range (LSB) | Low Range (LSB) |
|-----------|------------------|-----------------|
| Channel X | 15898 | 16839 |
| Channel Y | 16137 | 14613 |
| Channel Z | 16368 | 15992 |

5. Input Offset Measurement

DASY measurement parameters: Auto Zero Time: 3 sec; Measuring time: 3 sec

Input 10M Ω

| | Average (μ V) | min. Offset (μ V) | max. Offset (μ V) | Std. Deviation (μ V) |
|-----------|--------------------|------------------------|------------------------|---------------------------|
| Channel X | -4.09 | -4.85 | -2.84 | 0.31 |
| Channel Y | -0.23 | -1.76 | 0.56 | 0.38 |
| Channel Z | -0.45 | -1.77 | 1.62 | 0.54 |

6. Input Offset Current

Nominal Input circuitry offset current on all channels: <25fA

7. Input Resistance (Typical values for information)

| | Zeroing (kOhm) | Measuring (MOhm) |
|-----------|----------------|------------------|
| Channel X | 200 | 200 |
| Channel Y | 200 | 200 |
| Channel Z | 200 | 200 |

8. Low Battery Alarm Voltage (Typical values for information)

| Typical values | Alarm Level (VDC) |
|----------------|-------------------|
| Supply (+ Vcc) | +7.9 |
| Supply (- Vcc) | -7.6 |

9. Power Consumption (Typical values for information)

| Typical values | Switched off (mA) | Stand by (mA) | Transmitting (mA) |
|----------------|-------------------|---------------|-------------------|
| Supply (+ Vcc) | +0.01 | +6 | +14 |
| Supply (- Vcc) | -0.01 | -8 | -9 |



Appendix D. Photographs of EUT and Setup