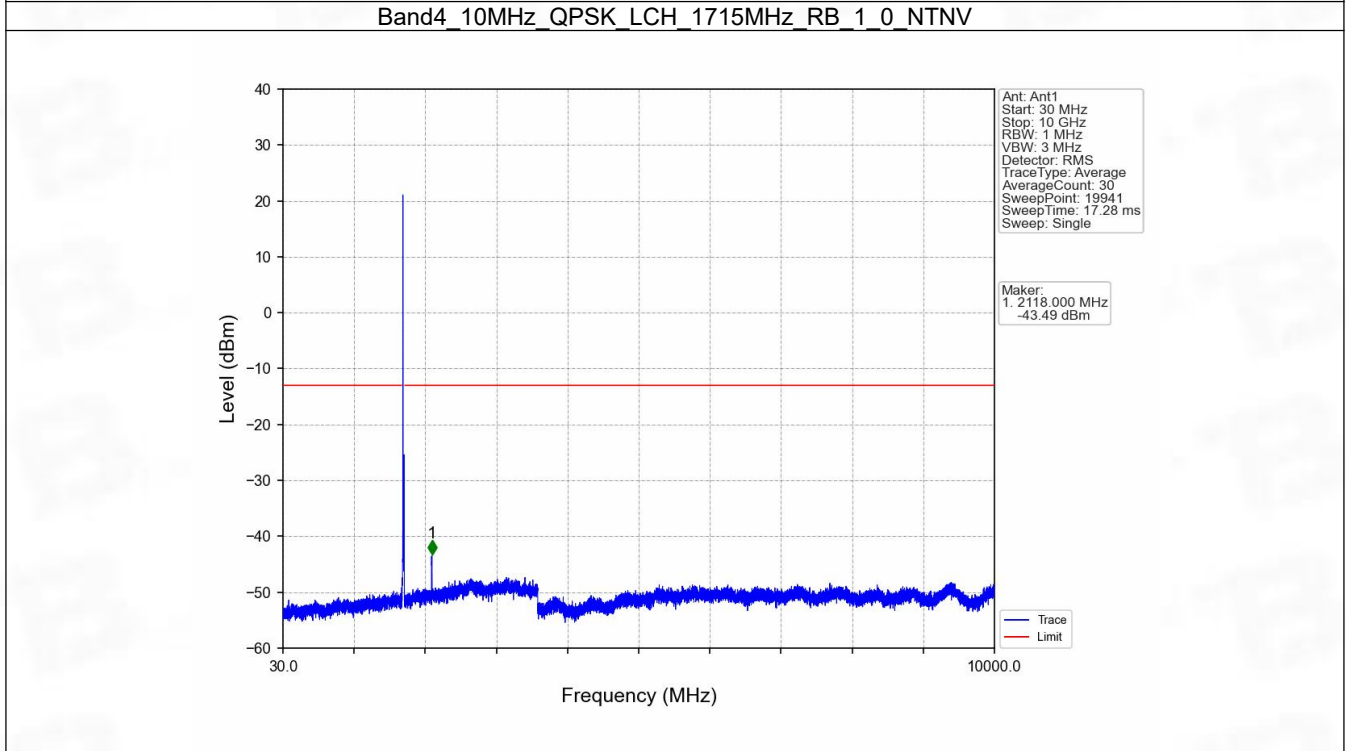
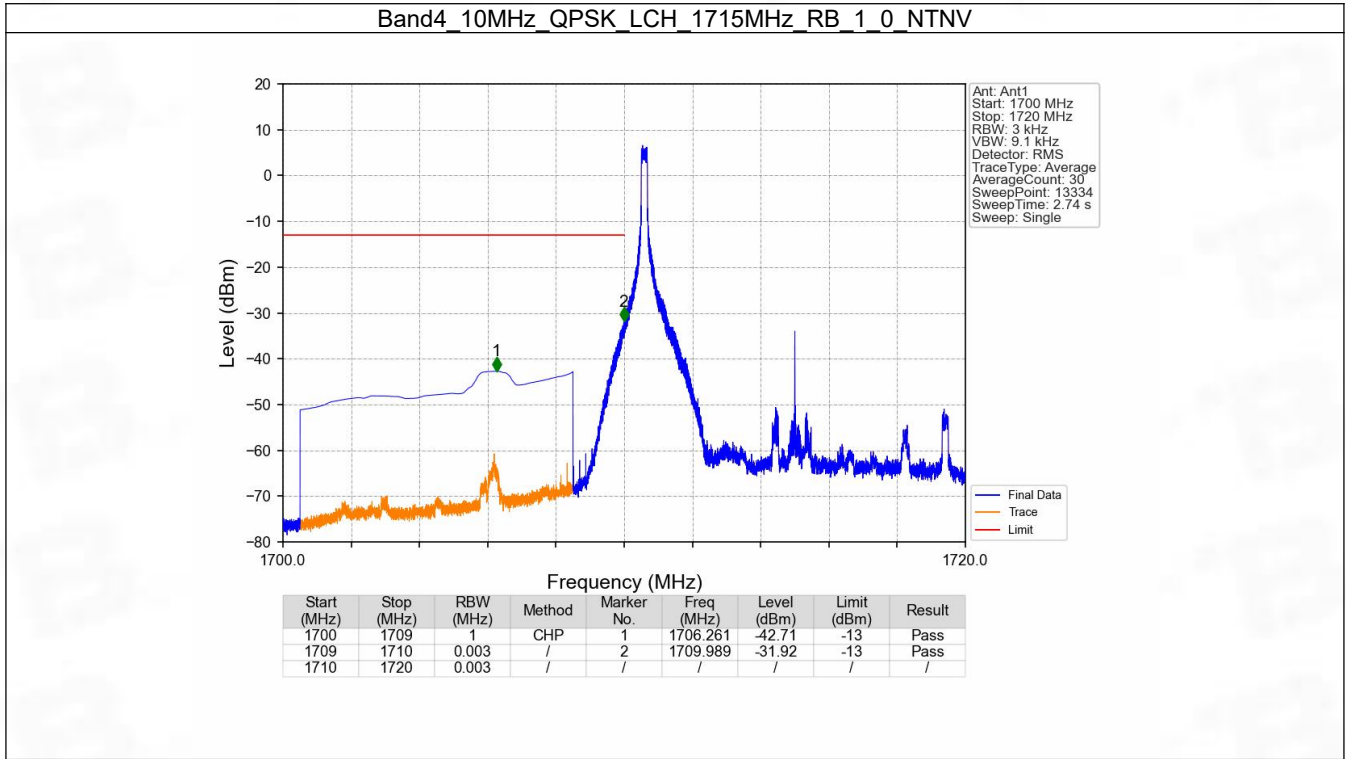
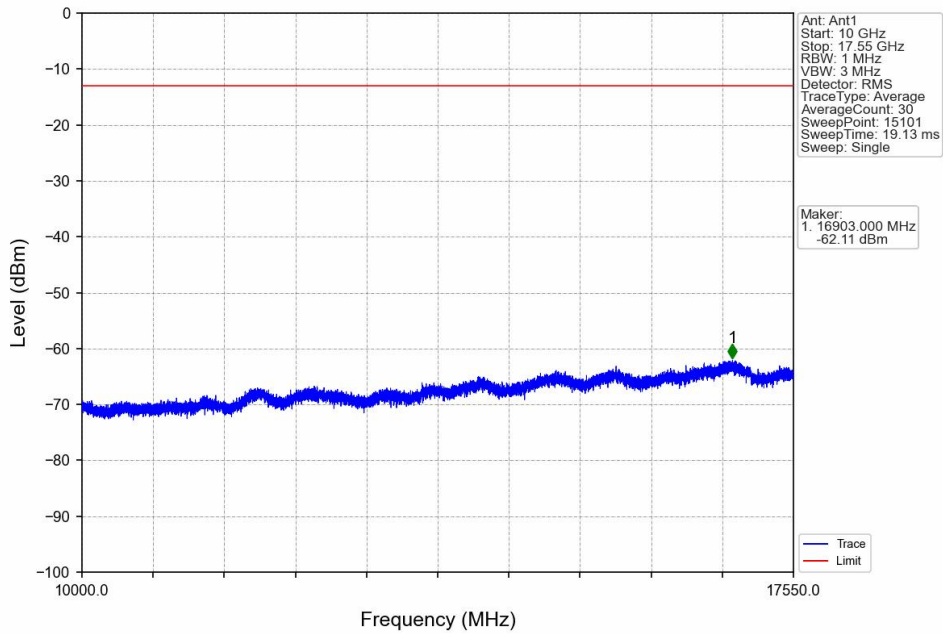


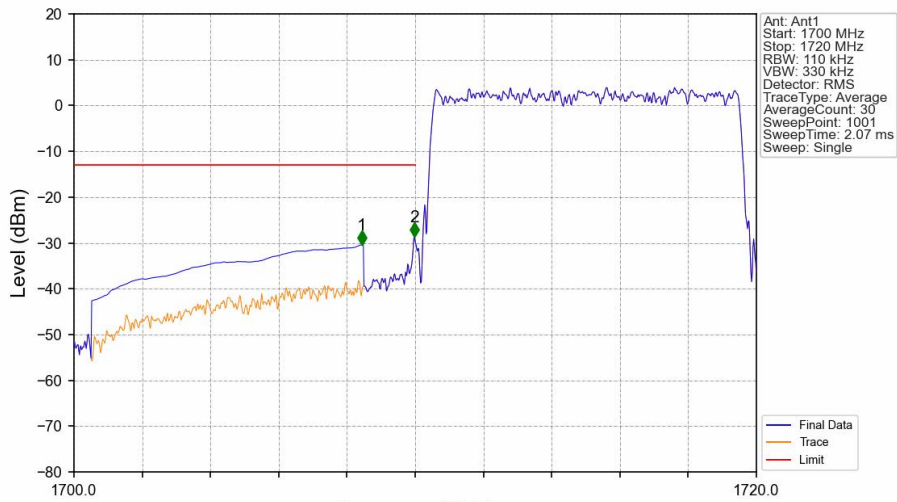
6.4.2 Test Graph



Band4_10MHz_QPSK_LCH_1715MHz_RB_1_0_NTNV

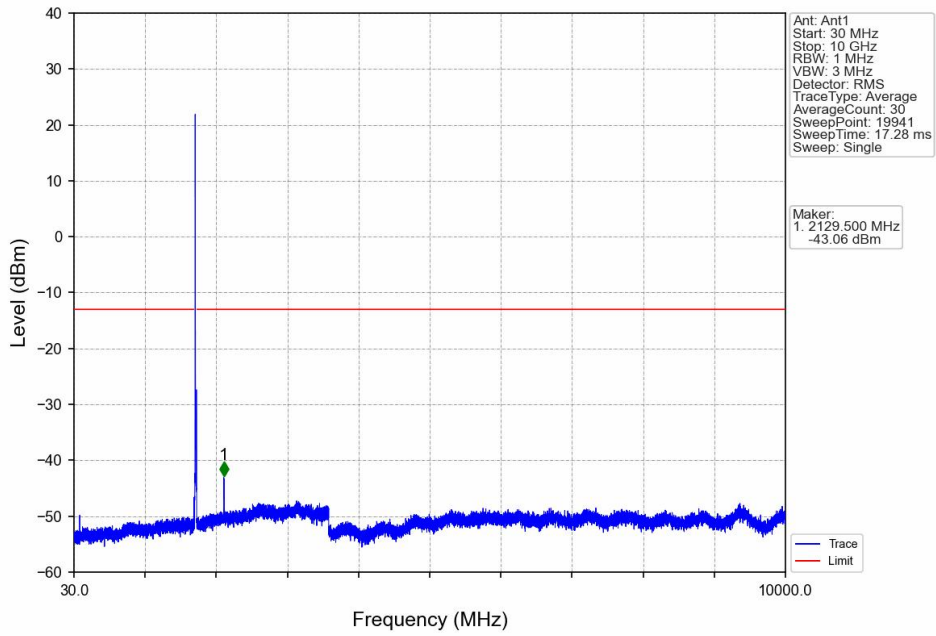


Band4_10MHz_QPSK_LCH_1715MHz_RB_50_0_NTNV

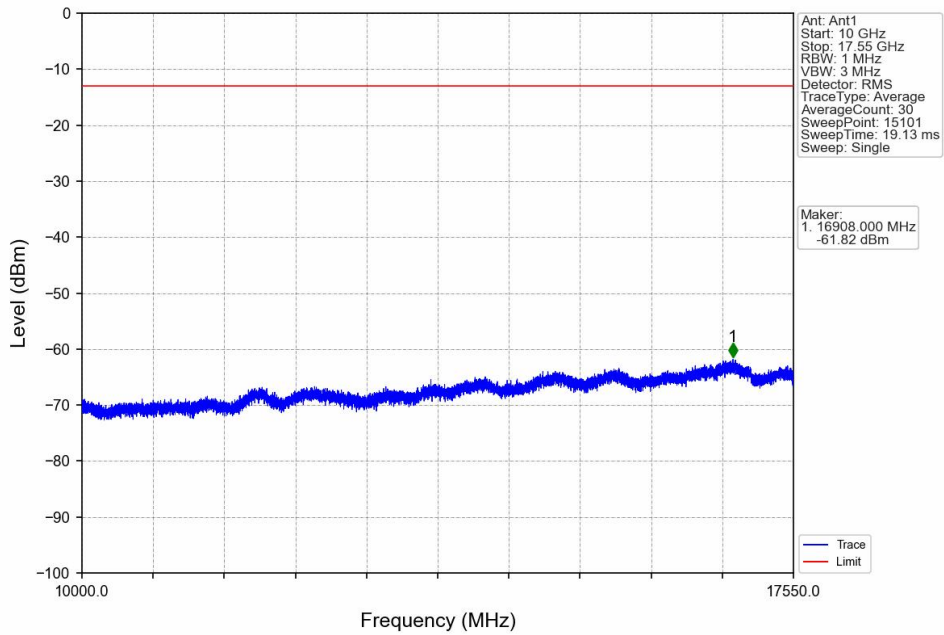


Start (MHz)	Stop (MHz)	RBW (MHz)	Method	Marker No.	Freq (MHz)	Level (dBm)	Limit (dBm)	Result
1700	1709	1	CHP	1	1708.440	-30.40	-13	Pass
1709	1710	0.11	/	2	1709.980	-28.66	-13	Pass
1710	1720	0.11	/	/	/	/	/	/

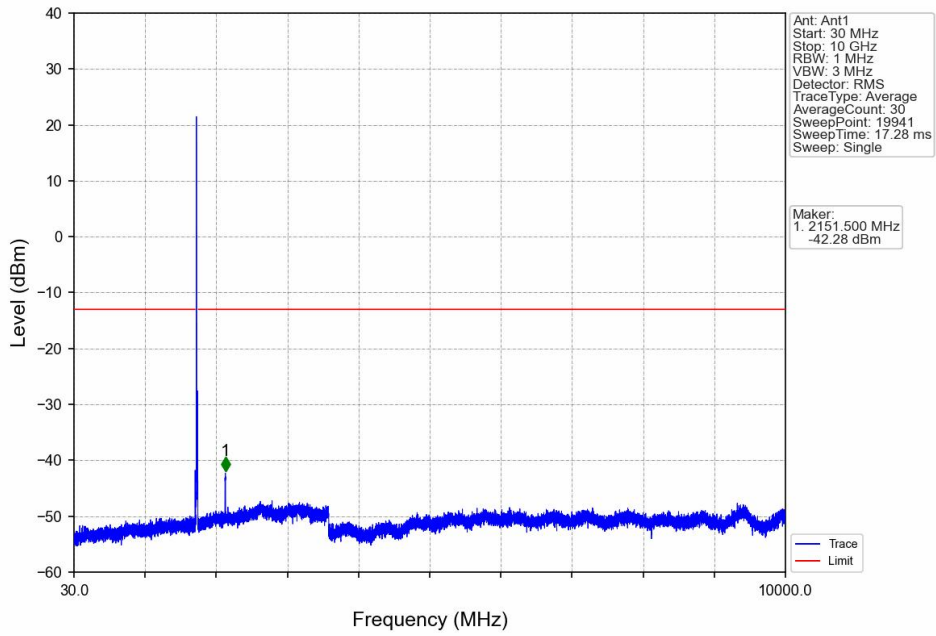
Band4_10MHz_QPSK_MCH_1732.5MHz_RB_1_0_NTNV



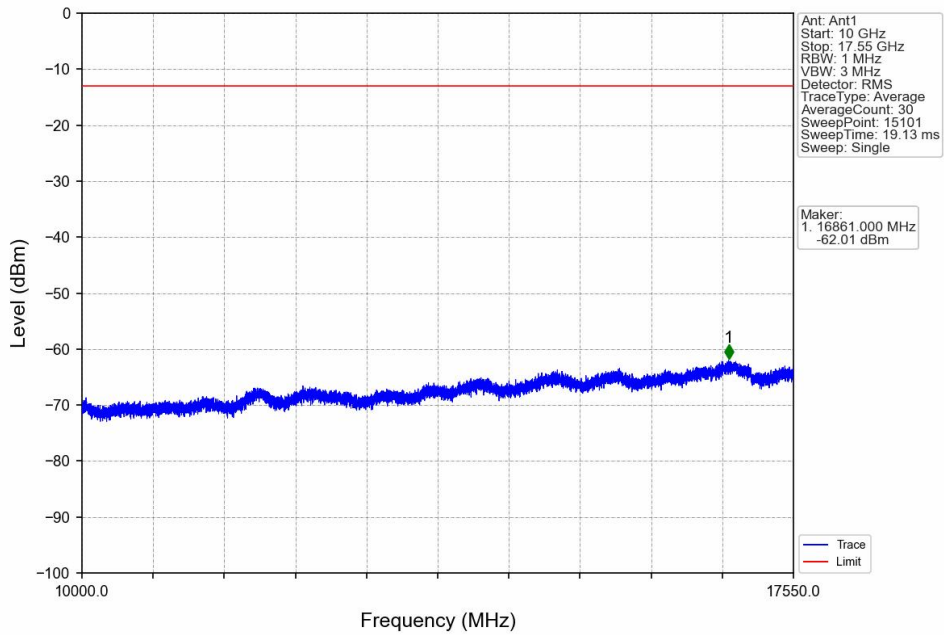
Band4_10MHz_QPSK_MCH_1732.5MHz_RB_1_0_NTNV



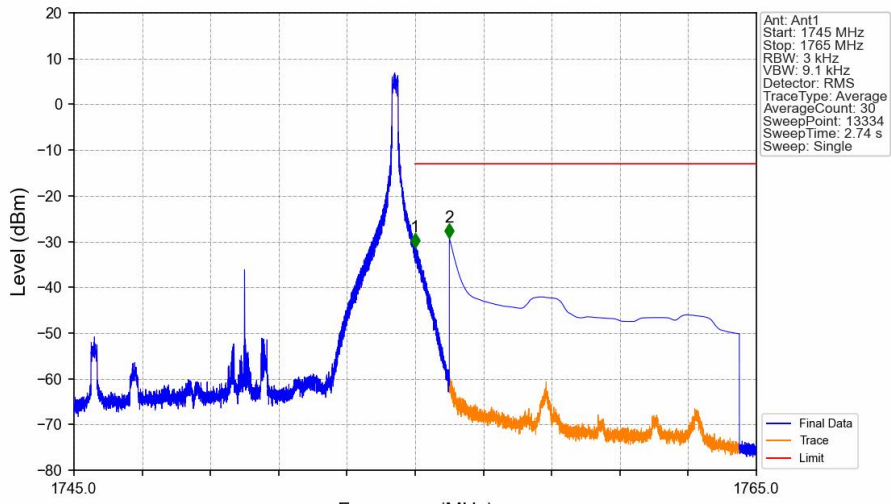
Band4_10MHz_QPSK_HCH_1750MHz_RB_1_0_NTNV



Band4_10MHz_QPSK_HCH_1750MHz_RB_1_0_NTNV

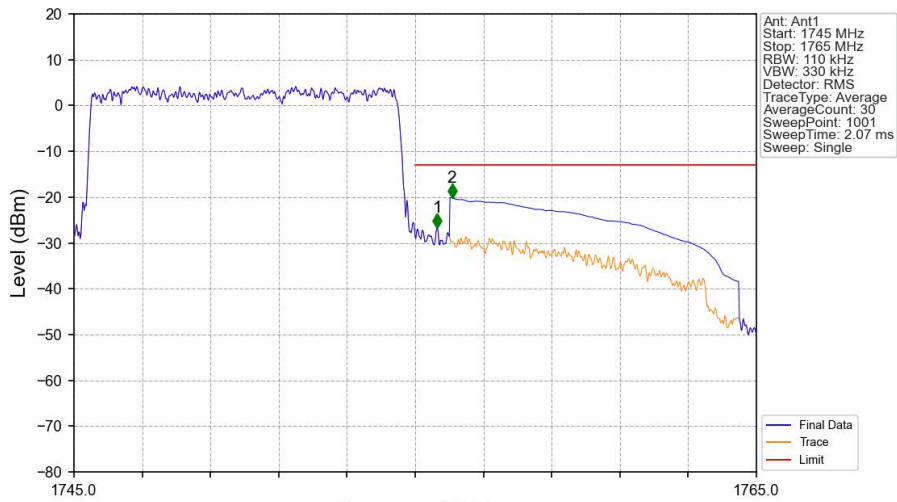


Band4 10MHz QPSK HCH 1750MHz RB 1 49 NTN



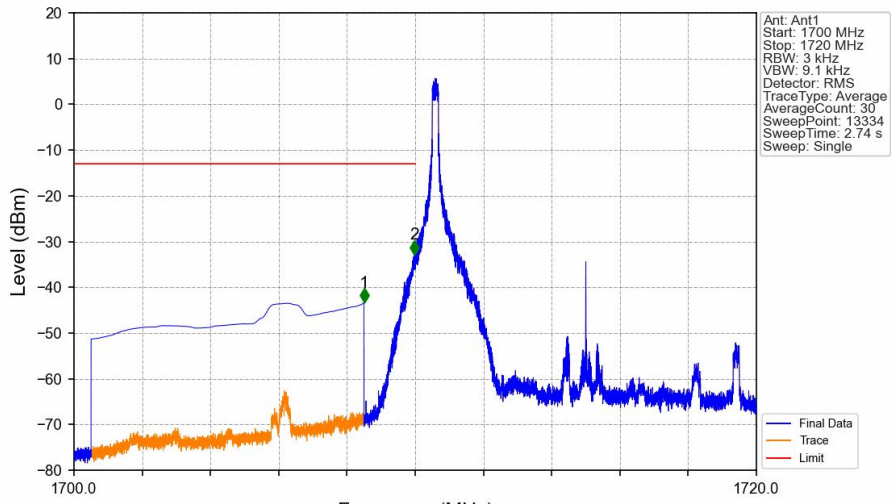
Start (MHz)	Stop (MHz)	RBW (MHz)	Method	Marker No.	Freq (MHz)	Level (dBm)	Limit (dBm)	Result
1745	1755	0.003	/	/	/	/	/	/
1755	1756	0.003	/	1	1755.001	-31.23	-13	Pass
1756	1765	1	CHP	2	1756.001	-29.14	-13	Pass

Band4 10MHz QPSK HCH 1750MHz RB 50 0 NTN



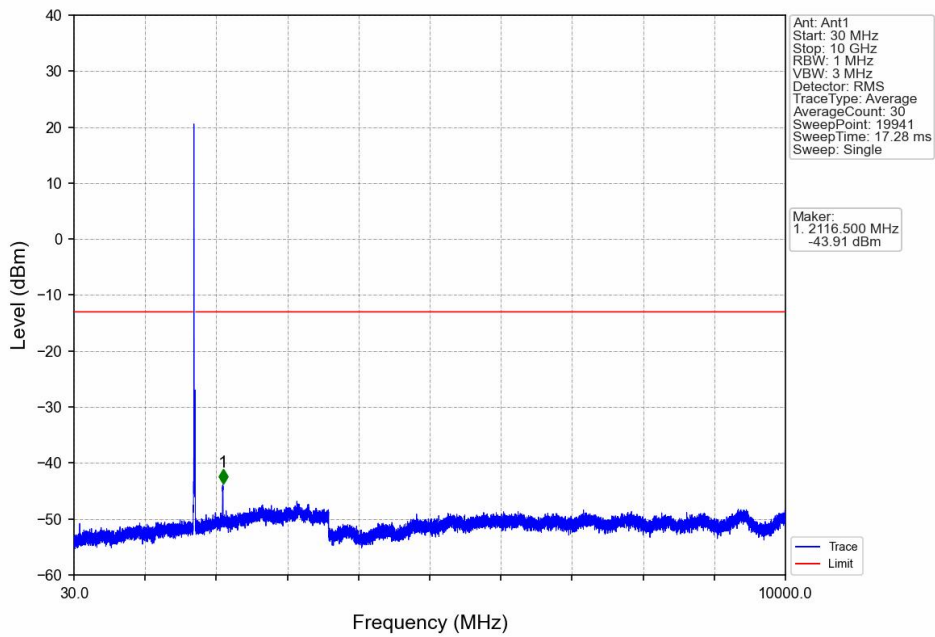
Start (MHz)	Stop (MHz)	RBW (MHz)	Method	Marker No.	Freq (MHz)	Level (dBm)	Limit (dBm)	Result
1745	1755	0.11	/	/	/	/	/	/
1755	1756	0.11	/	1	1755.640	-26.65	-13	Pass
1756	1765	1	CHP	2	1756.080	-20.12	-13	Pass

Band4_10MHz_16QAM_LCH_1715MHz_RB_1_0_NTNV

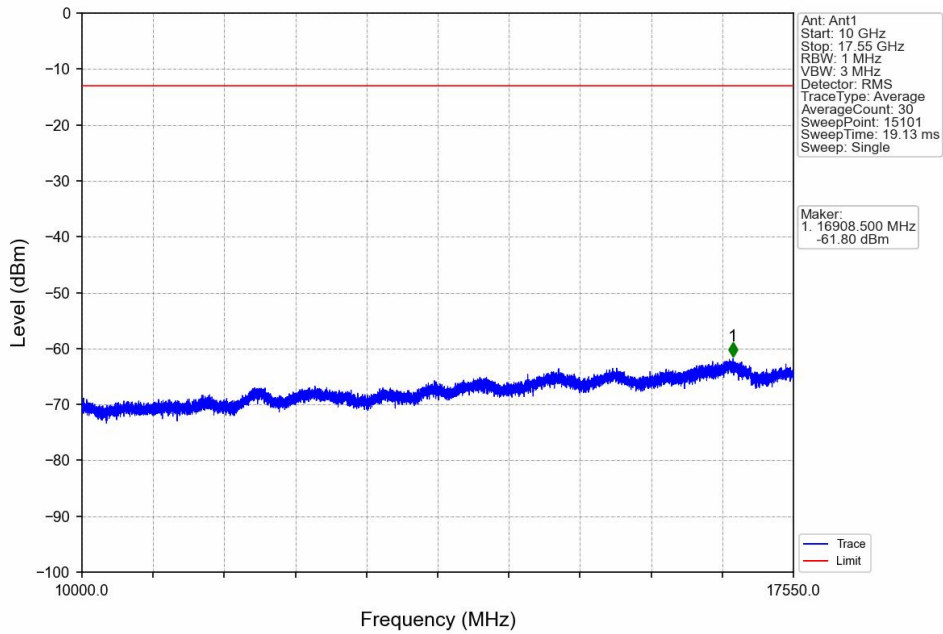


Start (MHz)	Stop (MHz)	RBW (MHz)	Method	Marker No.	Freq (MHz)	Level (dBm)	Limit (dBm)	Result
1700	1709	1	CHP	1	1708.499	-43.37	-13	Pass
1709	1710	0.003	/	2	1709.981	-32.82	-13	Pass
1710	1720	0.003	/	/	/	/	/	/

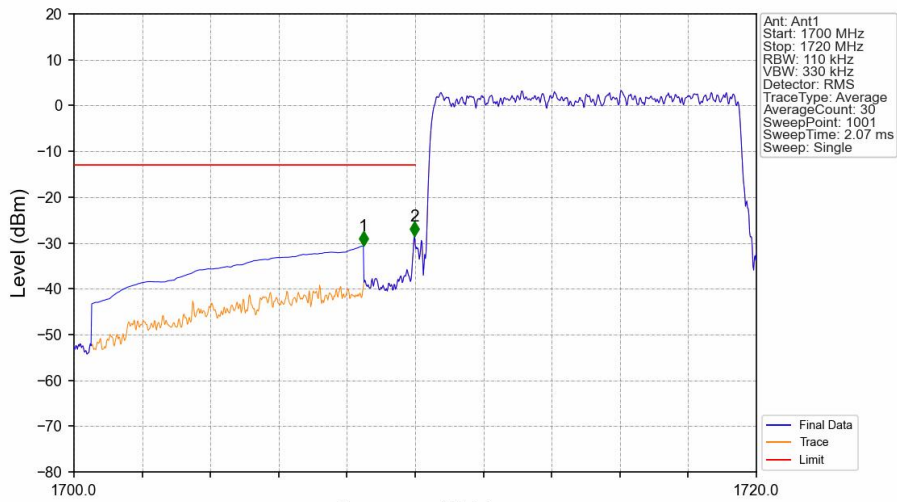
Band4_10MHz_16QAM_LCH_1715MHz_RB_1_0_NTNV



Band4_10MHz_16QAM_LCH_1715MHz_RB_1_0_NTNV

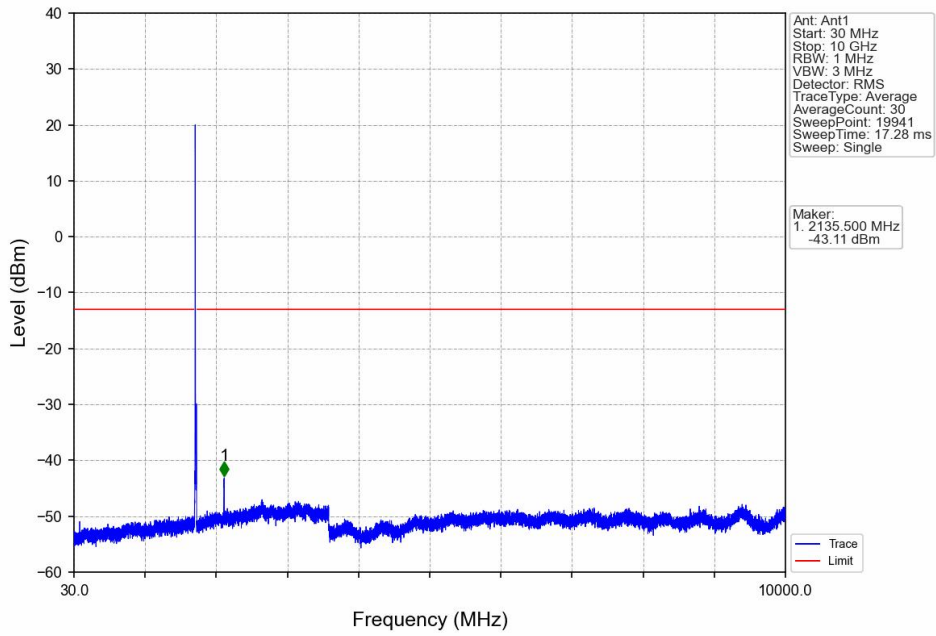


Band4_10MHz_16QAM_LCH_1715MHz_RB_50_0_NTNV

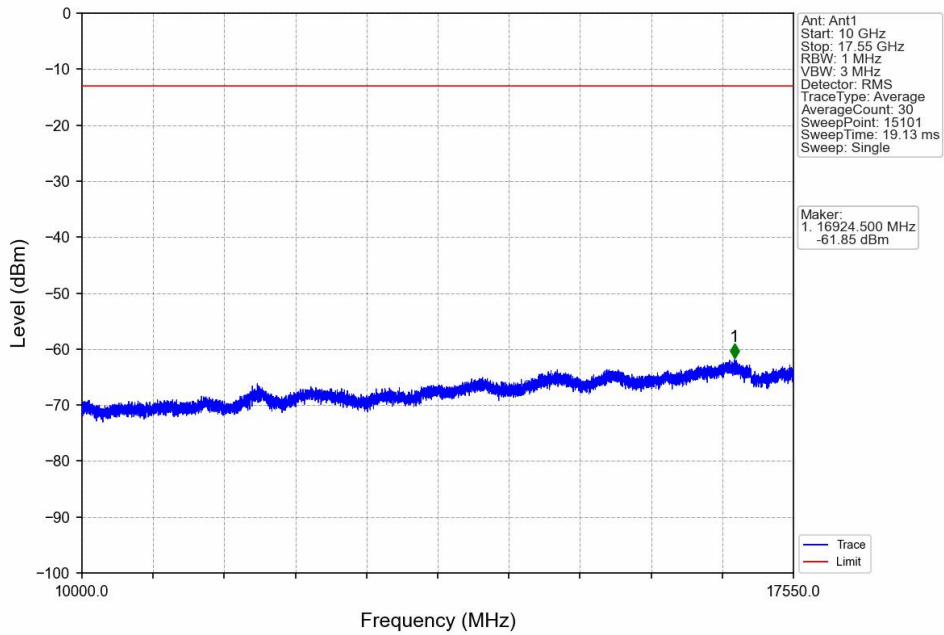


Start (MHz)	Stop (MHz)	RBW (MHz)	Method	Marker No.	Freq (MHz)	Level (dBm)	Limit (dBm)	Result
1700	1709	1	CHP	1	1708.480	-30.68	-13	Pass
1709	1710	0.11	/	2	1709.960	-28.48	-13	Pass
1710	1720	0.11	/	/	/	/	/	/

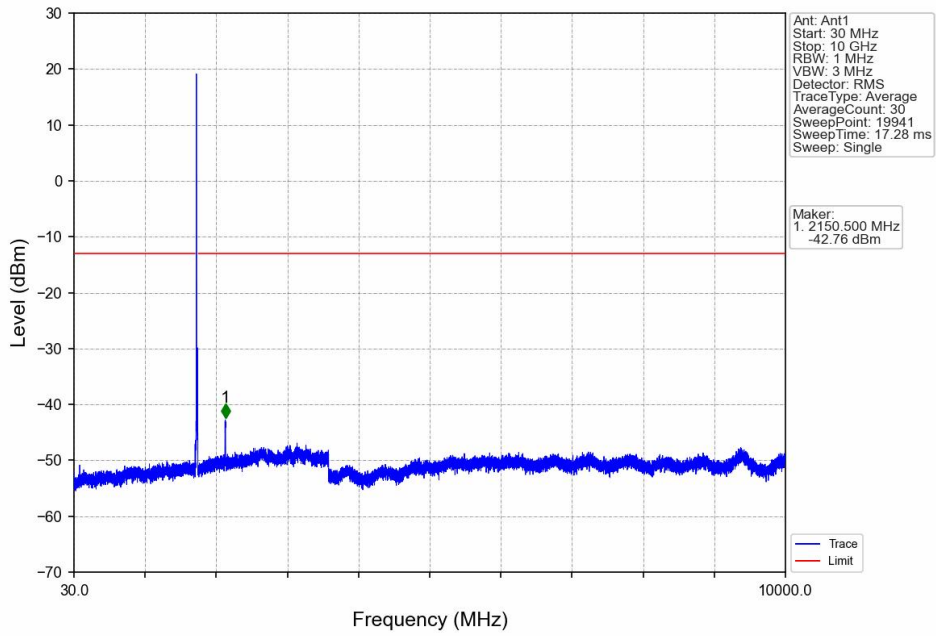
Band4_10MHz_16QAM_MCH_1732.5MHz_RB_1_0_NTNV



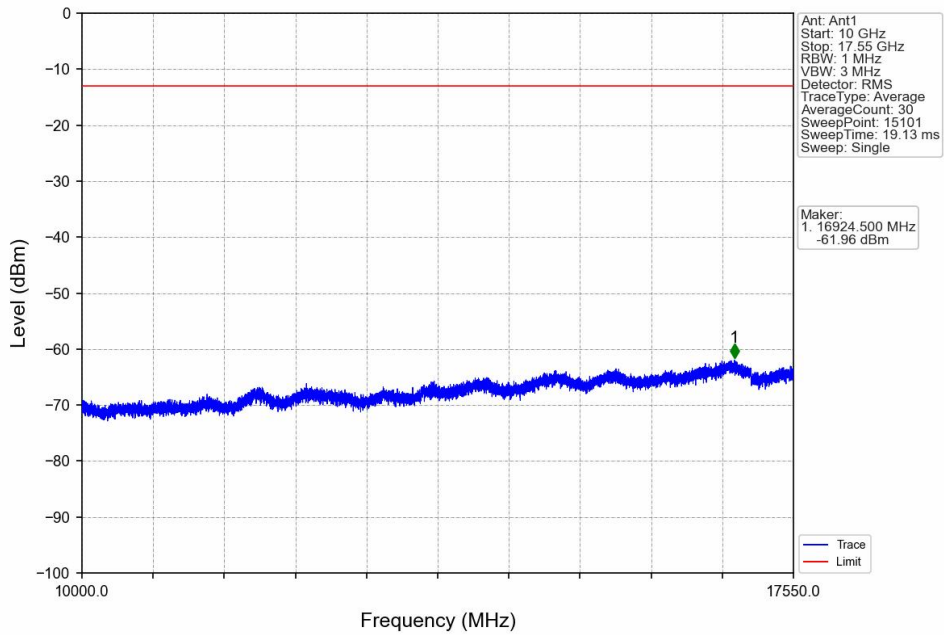
Band4_10MHz_16QAM_MCH_1732.5MHz_RB_1_0_NTNV



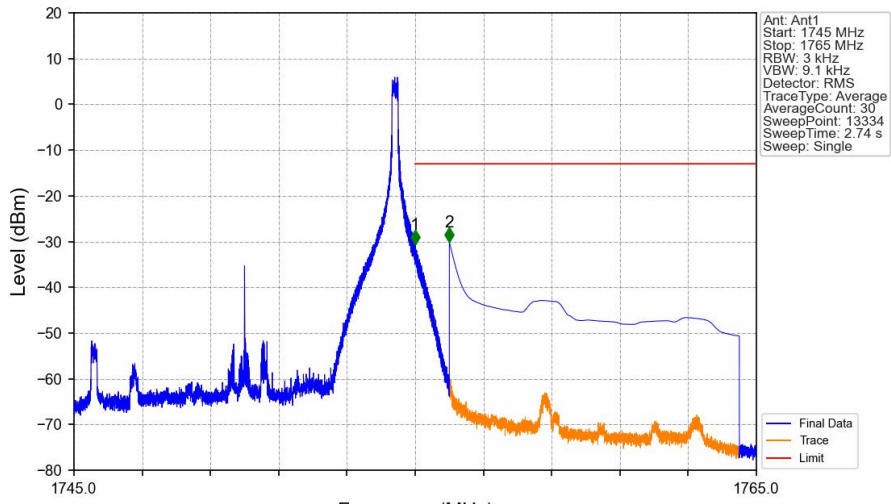
Band4 10MHz 16QAM HCH 1750MHz RB 1 0 NTNV



Band4 10MHz 16QAM HCH 1750MHz RB 1 0 NTNV

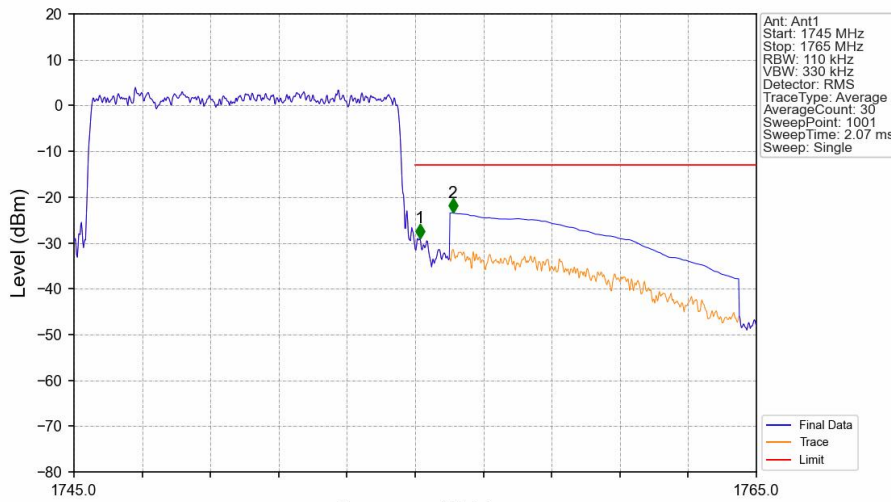


Band4_10MHz_16QAM_HCH_1750MHz_RB_1_49_NTNV



Start (MHz)	Stop (MHz)	RBW (MHz)	Method	Marker No.	Freq (MHz)	Level (dBm)	Limit (dBm)	Result
1745	1755	0.003	/	/	/	/	/	/
1755	1756	0.003	/	1	1755.001	-30.69	-13	Pass
1756	1765	1	CHP	2	1756.001	-30.10	-13	Pass

Band4_10MHz_16QAM_HCH_1750MHz_RB_50_0_NTNV



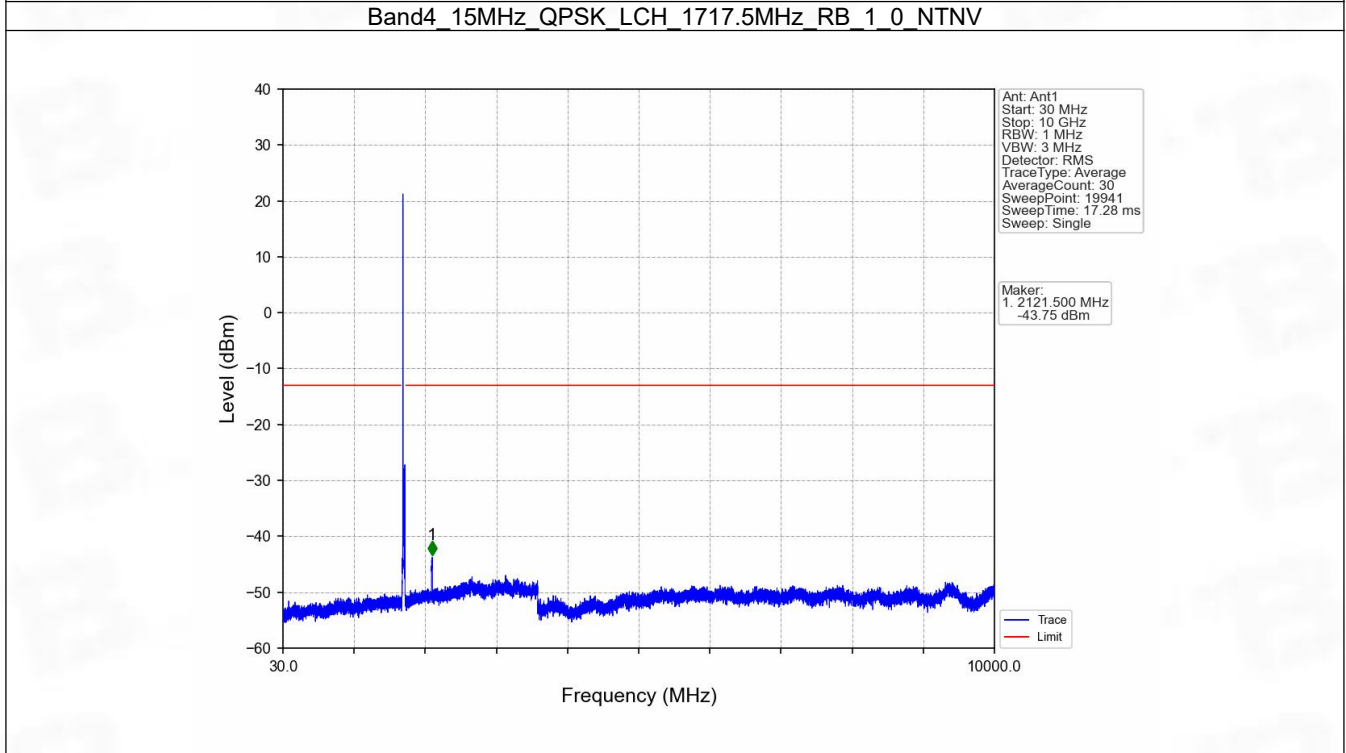
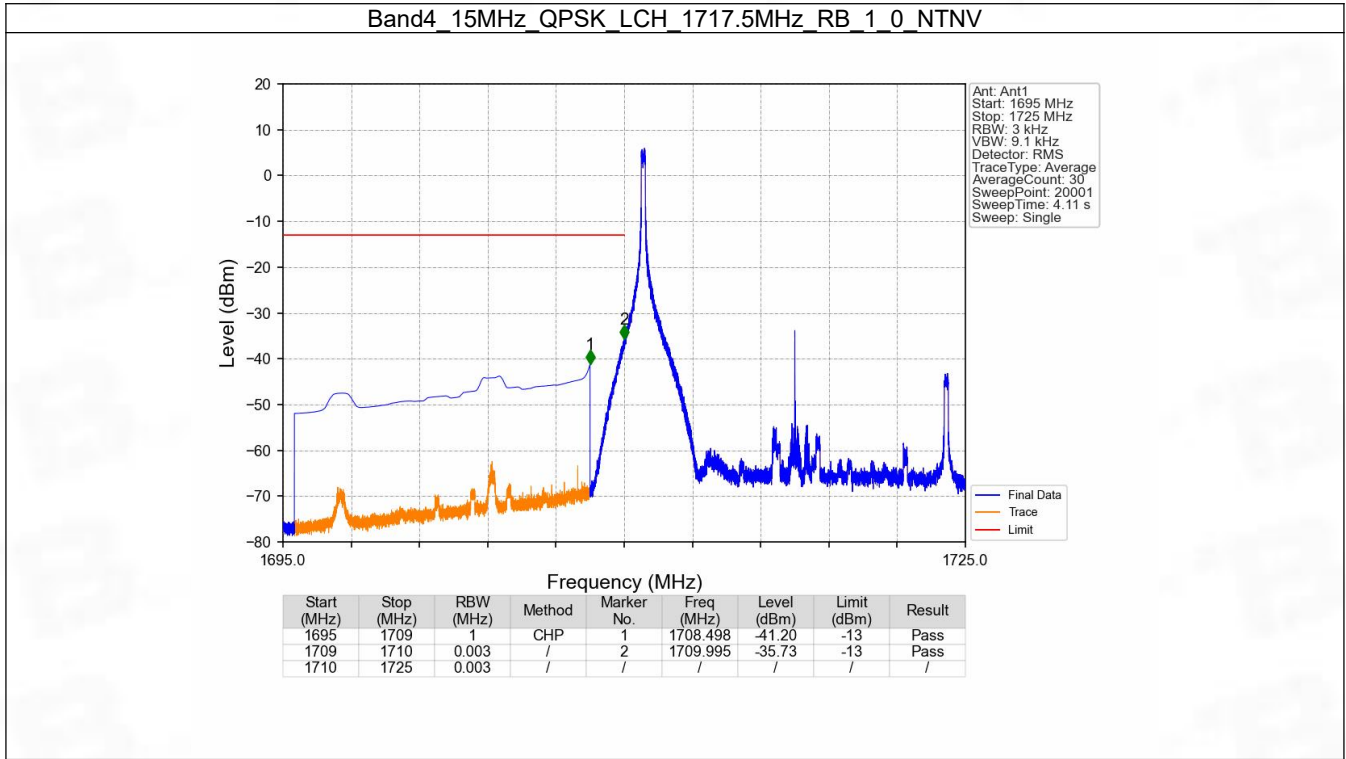
Start (MHz)	Stop (MHz)	RBW (MHz)	Method	Marker No.	Freq (MHz)	Level (dBm)	Limit (dBm)	Result
1745	1755	0.11	/	/	/	/	/	/
1755	1756	0.11	/	1	1755.140	-28.95	-13	Pass
1756	1765	1	CHP	2	1756.100	-23.44	-13	Pass

6.5 B4_15MHz

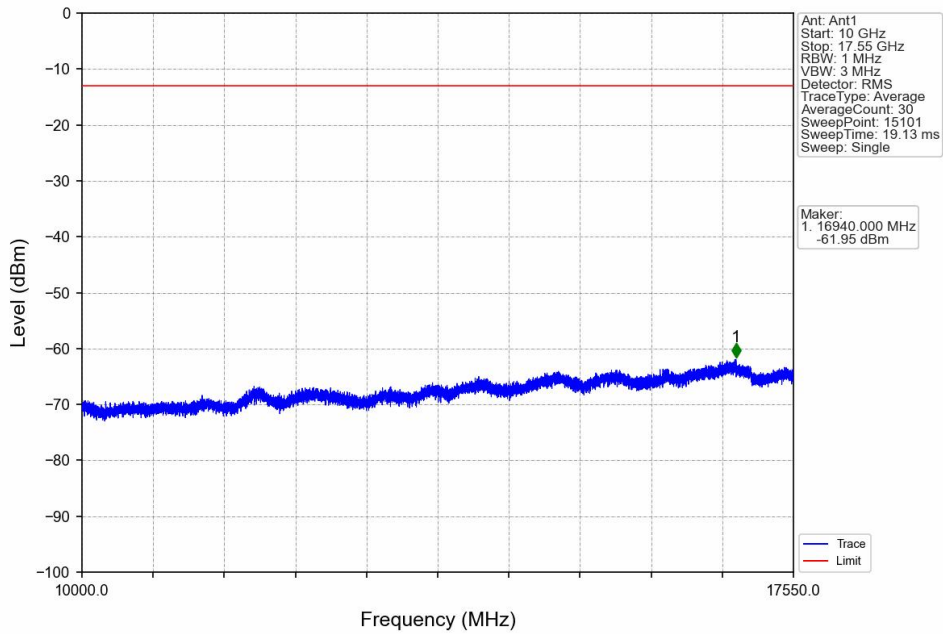
6.5.1 Test Result

Band: 4 / Bandwidth: 15MHz / NTV						
Modulation	Frequency (MHz)	RB Allocation		Spurious Emission		Verdict
		Size	Offset	Result	Limit	
QPSK	1717.5	1	0	Refer To Test Graph		Pass
		75	0	Refer To Test Graph		Pass
	1747.5	1	0	Refer To Test Graph		Pass
		1	0	Refer To Test Graph		Pass
			74	Refer To Test Graph		Pass
		75	0	Refer To Test Graph		Pass
16QAM	1717.5	1	0	Refer To Test Graph		Pass
		75	0	Refer To Test Graph		Pass
	1747.5	1	0	Refer To Test Graph		Pass
		1	0	Refer To Test Graph		Pass
			74	Refer To Test Graph		Pass
		75	0	Refer To Test Graph		Pass

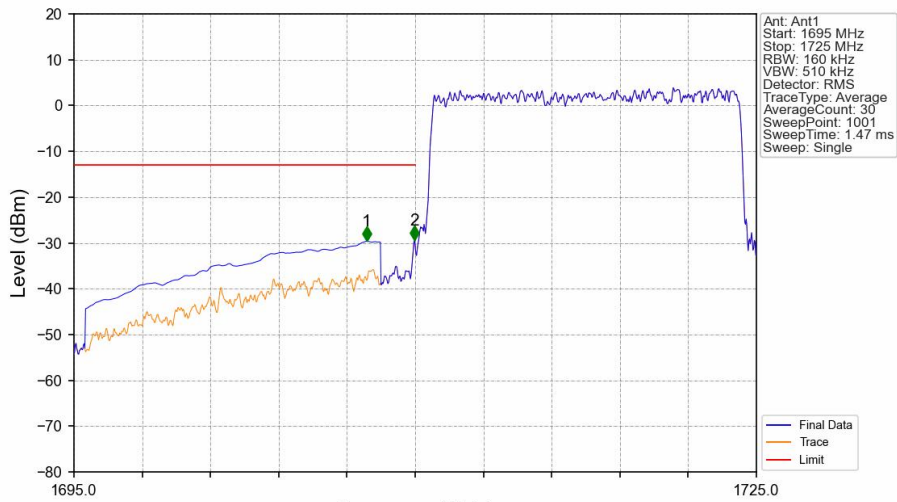
6.5.2 Test Graph



Band4_15MHz_QPSK_LCH_1717.5MHz_RB_1_0_NTNV

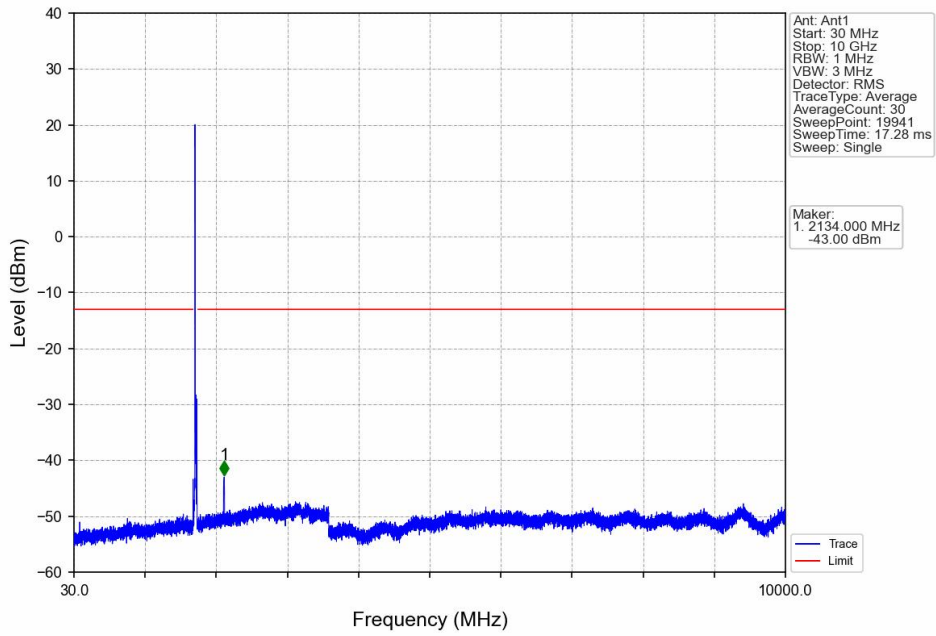


Band4_15MHz_QPSK_LCH_1717.5MHz_RB_75_0_NTNV

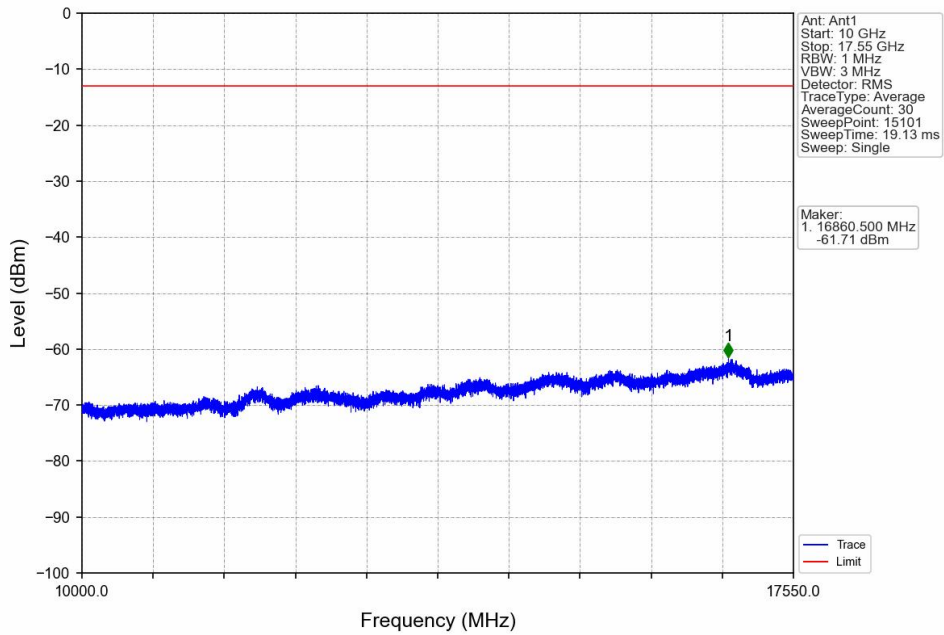


Start (MHz)	Stop (MHz)	RBW (MHz)	Method	Marker No.	Freq (MHz)	Level (dBm)	Limit (dBm)	Result
1695	1709	1	CHP	1	1707.870	-29.63	-13	Pass
1709	1710	0.16	/	2	1709.970	-29.39	-13	Pass
1710	1725	0.16	/	/	/	/	/	/

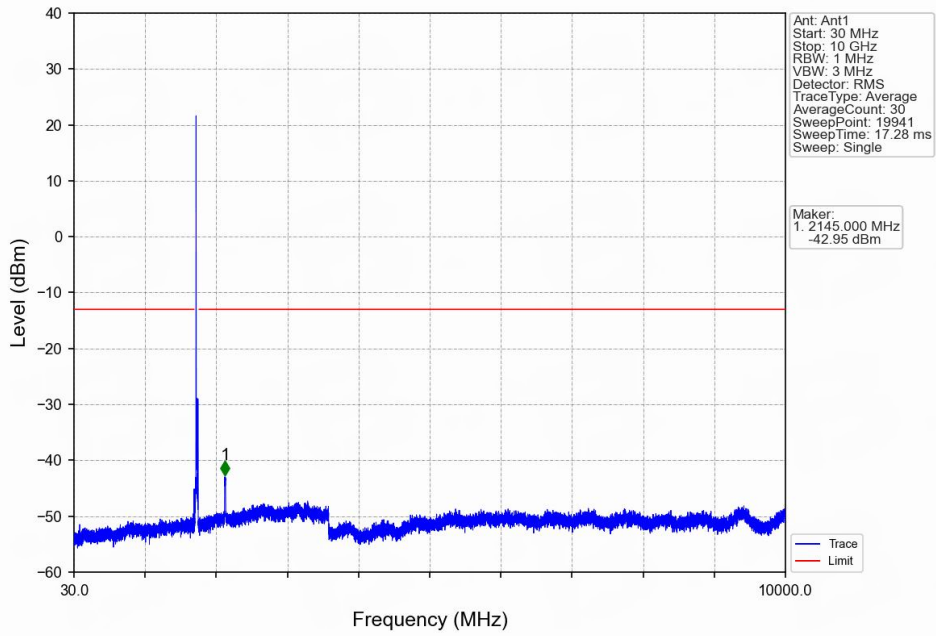
Band4_15MHz_QPSK_MCH_1732.5MHz_RB_1_0_NTNV



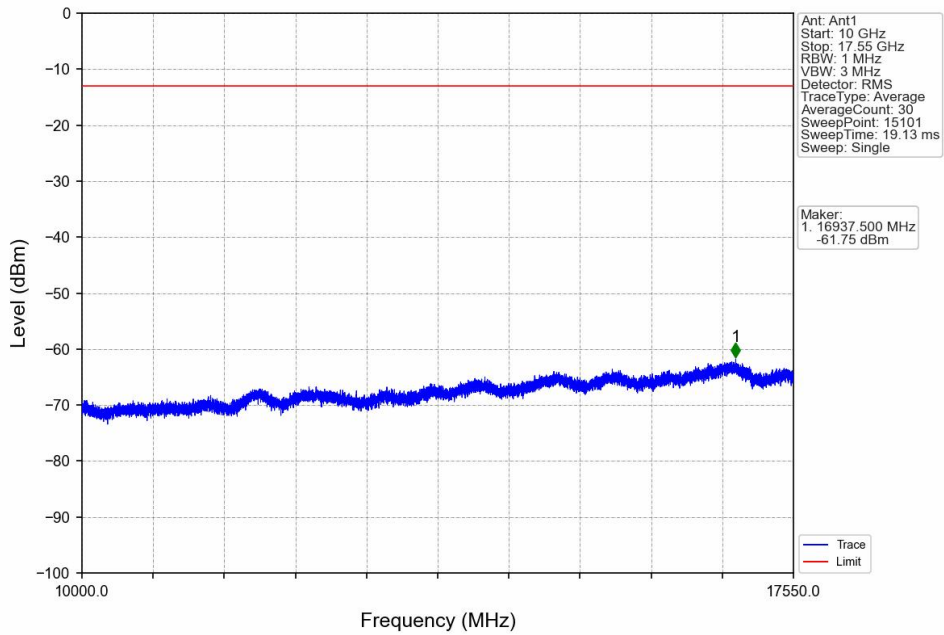
Band4_15MHz_QPSK_MCH_1732.5MHz_RB_1_0_NTNV



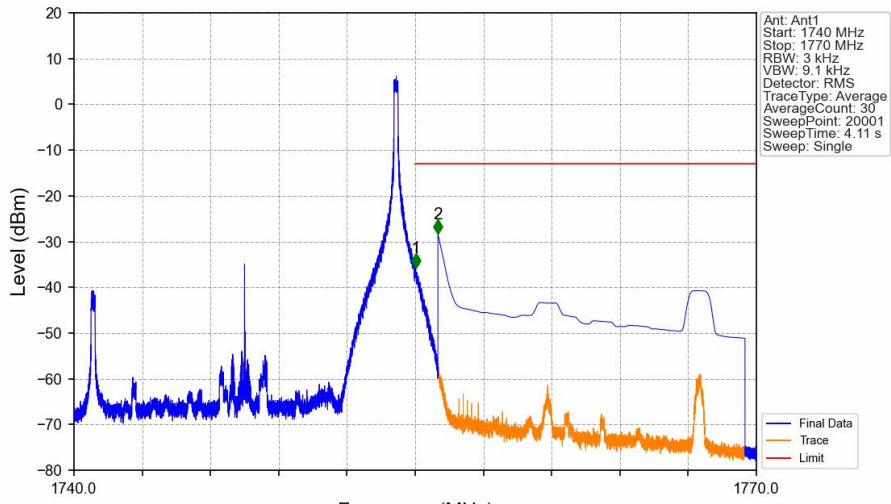
Band4_15MHz_QPSK_HCH_1747.5MHz_RB_1_0_NTNV



Band4_15MHz_QPSK_HCH_1747.5MHz_RB_1_0_NTNV

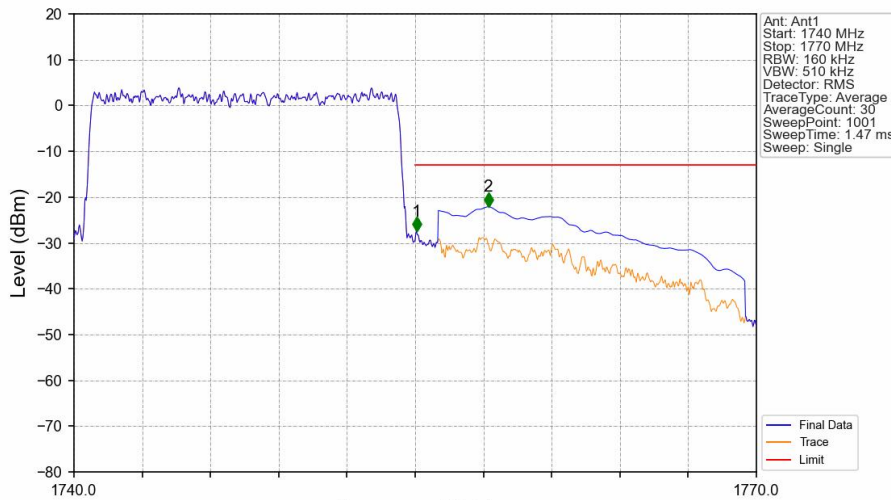


Band4_15MHz_QPSK_HCH_1747.5MHz_RB_1_74_NTNV



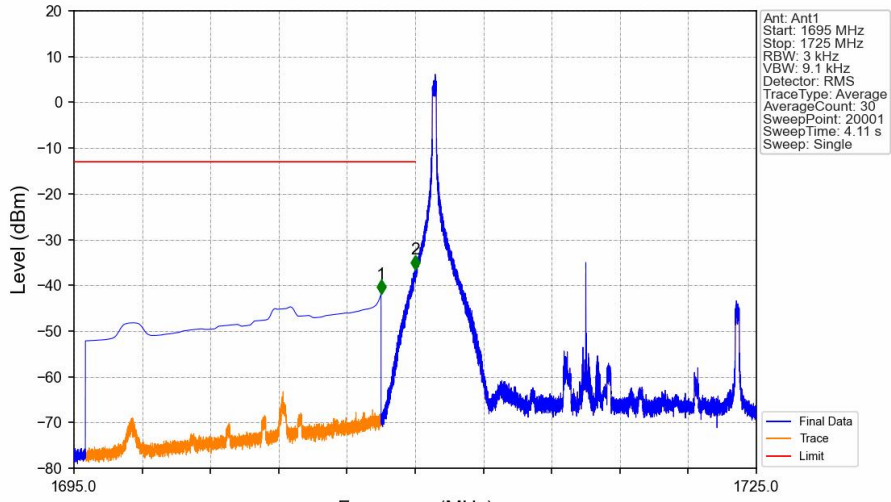
Start (MHz)	Stop (MHz)	RBW (MHz)	Method	Marker No.	Freq (MHz)	Level (dBm)	Limit (dBm)	Result
1740	1755	0.003	/	/	/	/	/	/
1755	1756	0.003	/	1	1755.023	-35.68	-13	Pass
1756	1770	1	CHP	2	1756.001	-28.35	-13	Pass

Band4_15MHz_QPSK_HCH_1747.5MHz_RB_75_0_NTNV



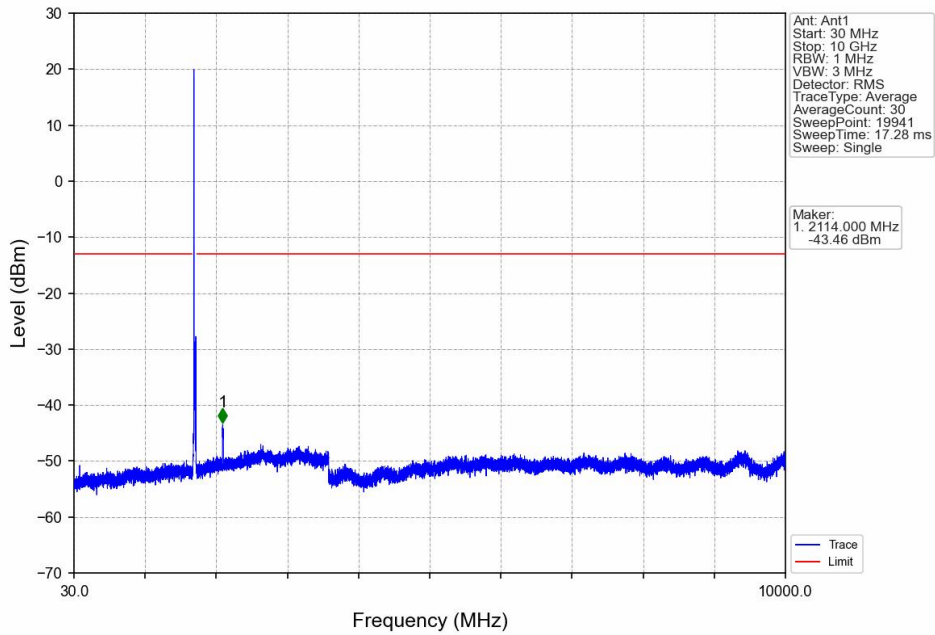
Start (MHz)	Stop (MHz)	RBW (MHz)	Method	Marker No.	Freq (MHz)	Level (dBm)	Limit (dBm)	Result
1740	1755	0.16	/	/	/	/	/	/
1755	1756	0.16	/	1	1755.060	-27.50	-13	Pass
1756	1770	1	CHP	2	1758.210	-22.08	-13	Pass

Band4_15MHz_16QAM_LCH_1717.5MHz_RB_1_0_NTNV

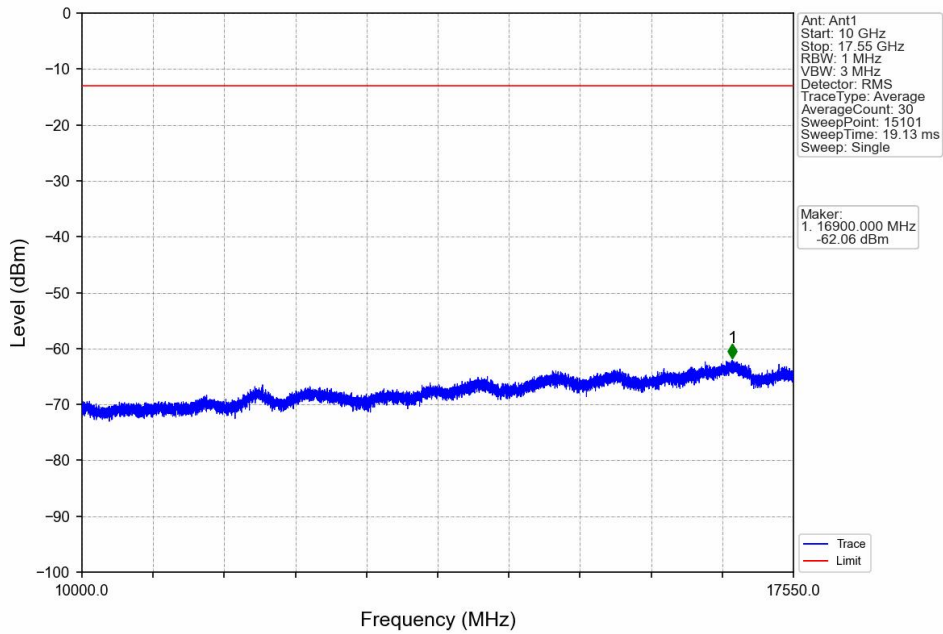


Start (MHz)	Stop (MHz)	RBW (MHz)	Method	Marker No.	Freq (MHz)	Level (dBm)	Limit (dBm)	Result
1695	1709	1	CHP	1	1708.498	-41.88	-13	Pass
1709	1710	0.003	/	2	1709.997	-36.55	-13	Pass
1710	1725	0.003	/	/	/	/	/	/

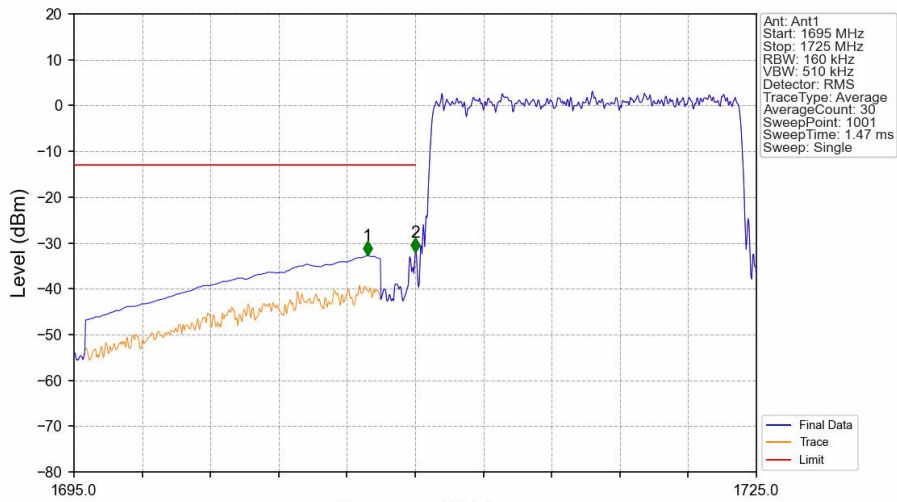
Band4_15MHz_16QAM_LCH_1717.5MHz_RB_1_0_NTNV



Band4_15MHz_16QAM_LCH_1717.5MHz_RB_1_0_NTNV

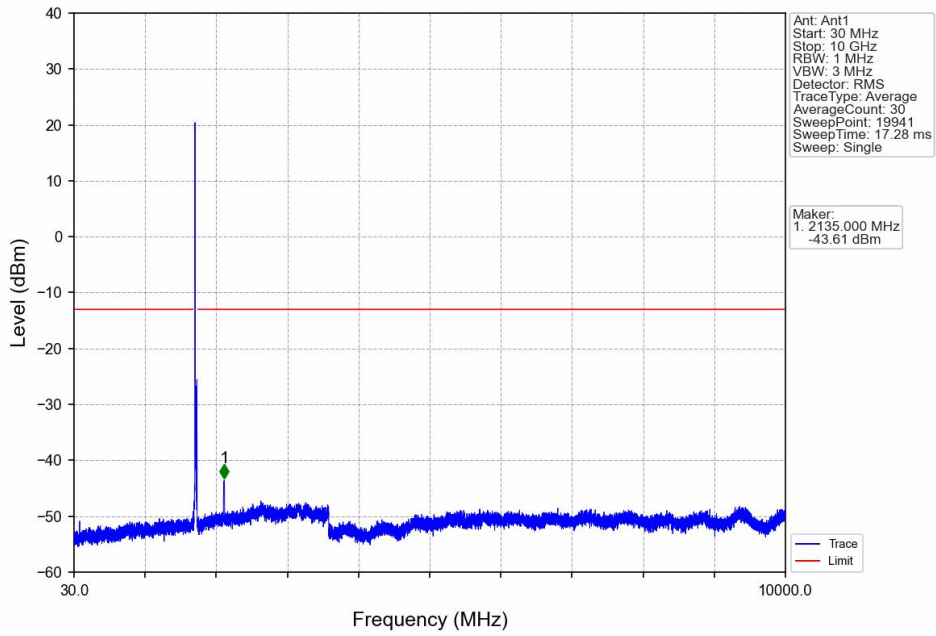


Band4_15MHz_16QAM_LCH_1717.5MHz_RB_75_0_NTNV

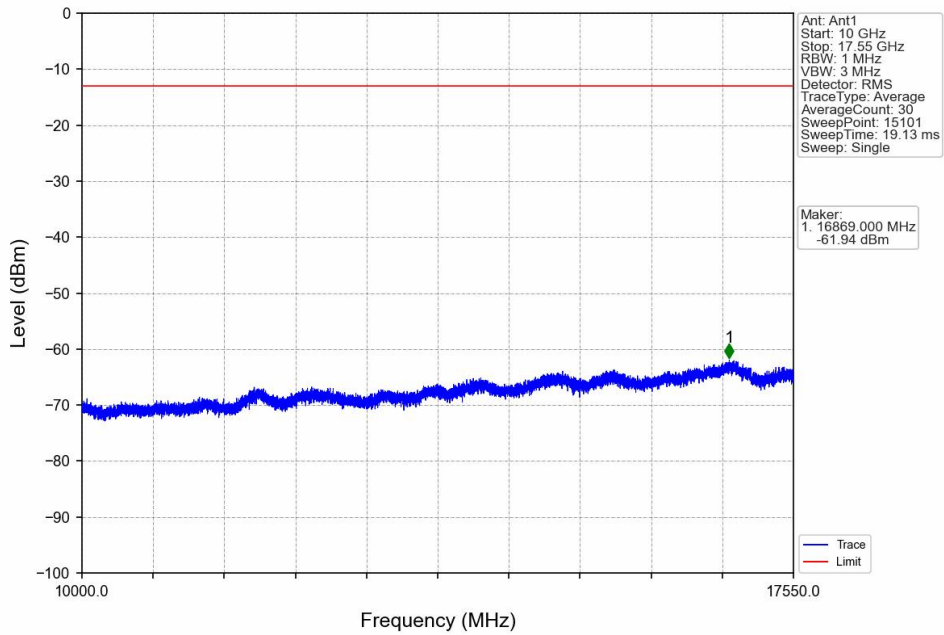


Start (MHz)	Stop (MHz)	RBW (MHz)	Method	Marker No.	Freq (MHz)	Level (dBm)	Limit (dBm)	Result
1695	1709	1	CHP	1	1707.900	-32.79	-13	Pass
1709	1710	0.16	/	2	1710.000	-32.10	-13	Pass
1710	1725	0.16	/	/	/	/	/	/

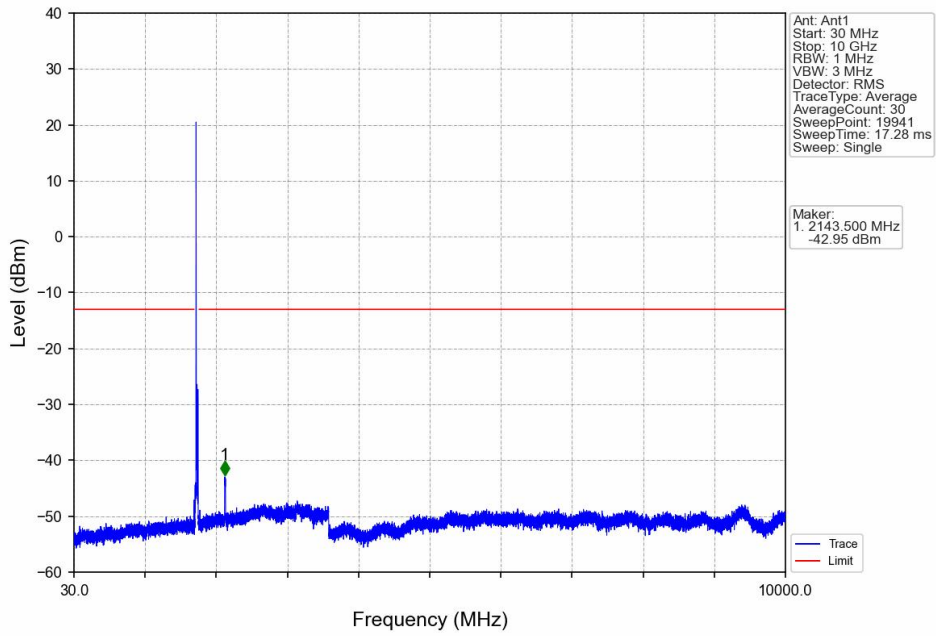
Band4_15MHz_16QAM_MCH_1732.5MHz_RB_1_0_NTNV



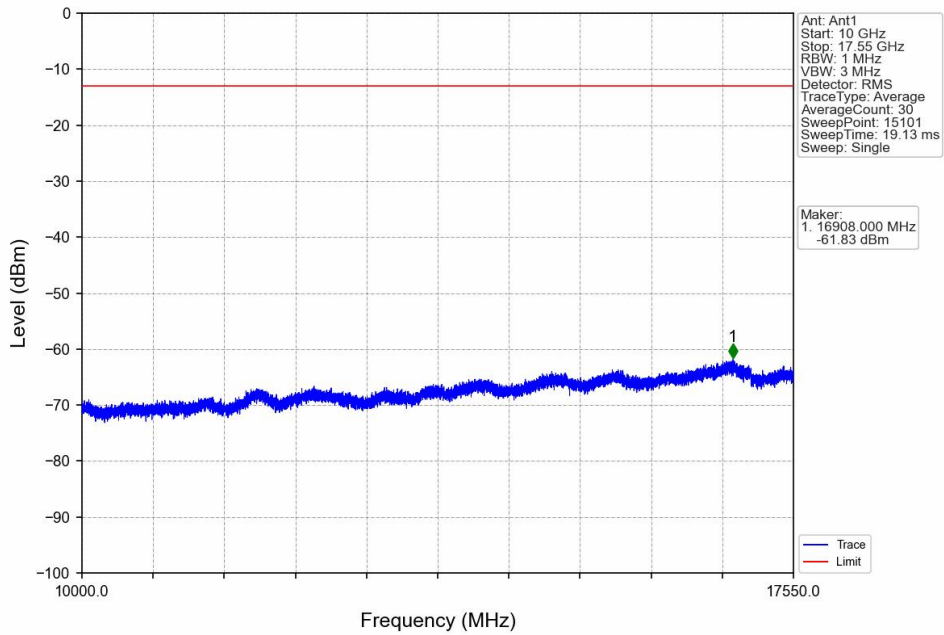
Band4_15MHz_16QAM_MCH_1732.5MHz_RB_1_0_NTNV



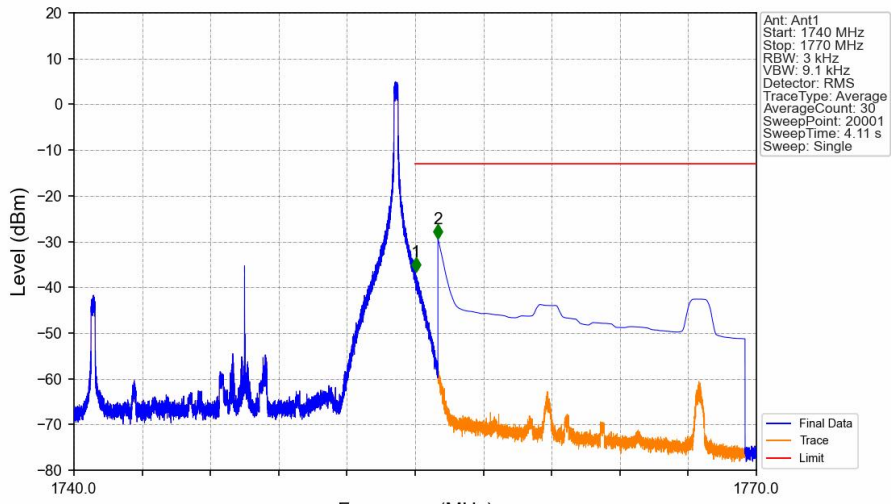
Band4_15MHz_16QAM_HCH_1747.5MHz_RB_1_0_NTNV



Band4_15MHz_16QAM_HCH_1747.5MHz_RB_1_0_NTNV

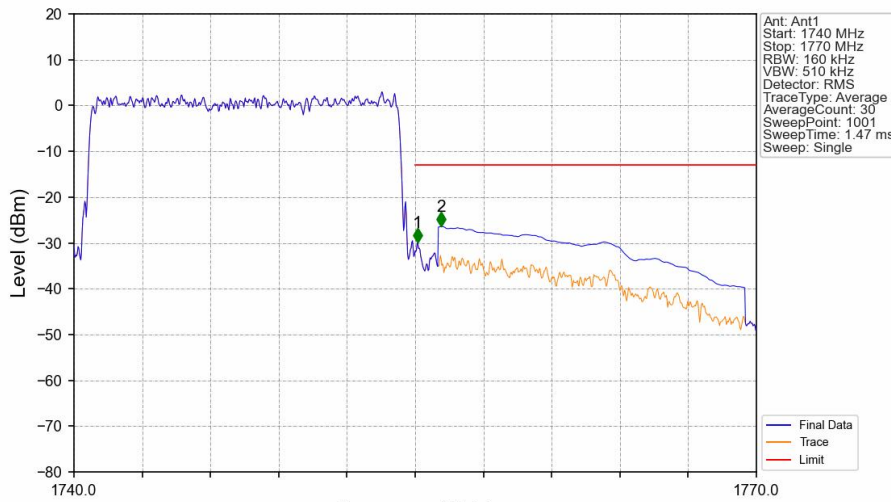


Band4_15MHz_16QAM_HCH_1747.5MHz_RB_1_74_NTNV



Start (MHz)	Stop (MHz)	RBW (MHz)	Method	Marker No.	Freq (MHz)	Level (dBm)	Limit (dBm)	Result
1740	1755	0.003	/	/	/	/	/	/
1755	1756	0.003	/	1	1755.018	-36.59	-13	Pass
1756	1770	1	CHP	2	1756.001	-29.34	-13	Pass

Band4_15MHz_16QAM_HCH_1747.5MHz_RB_75_0_NTNV



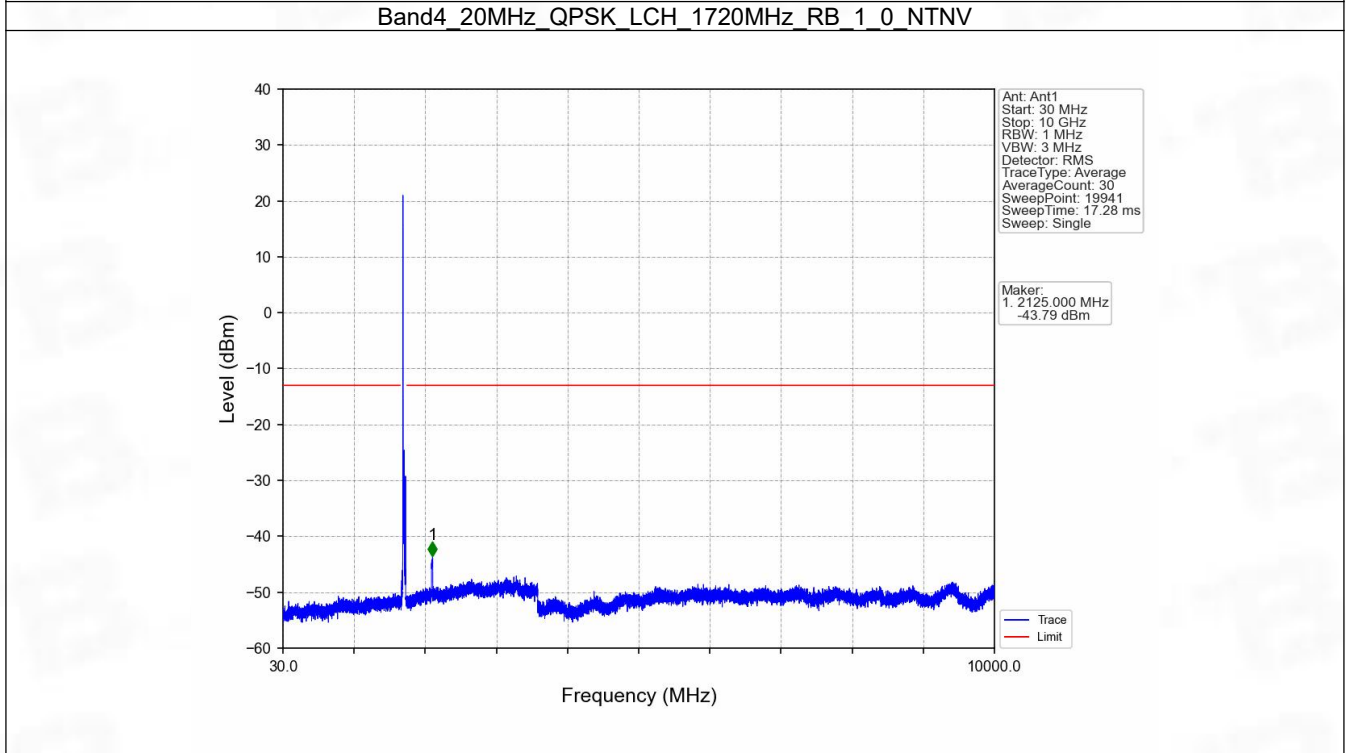
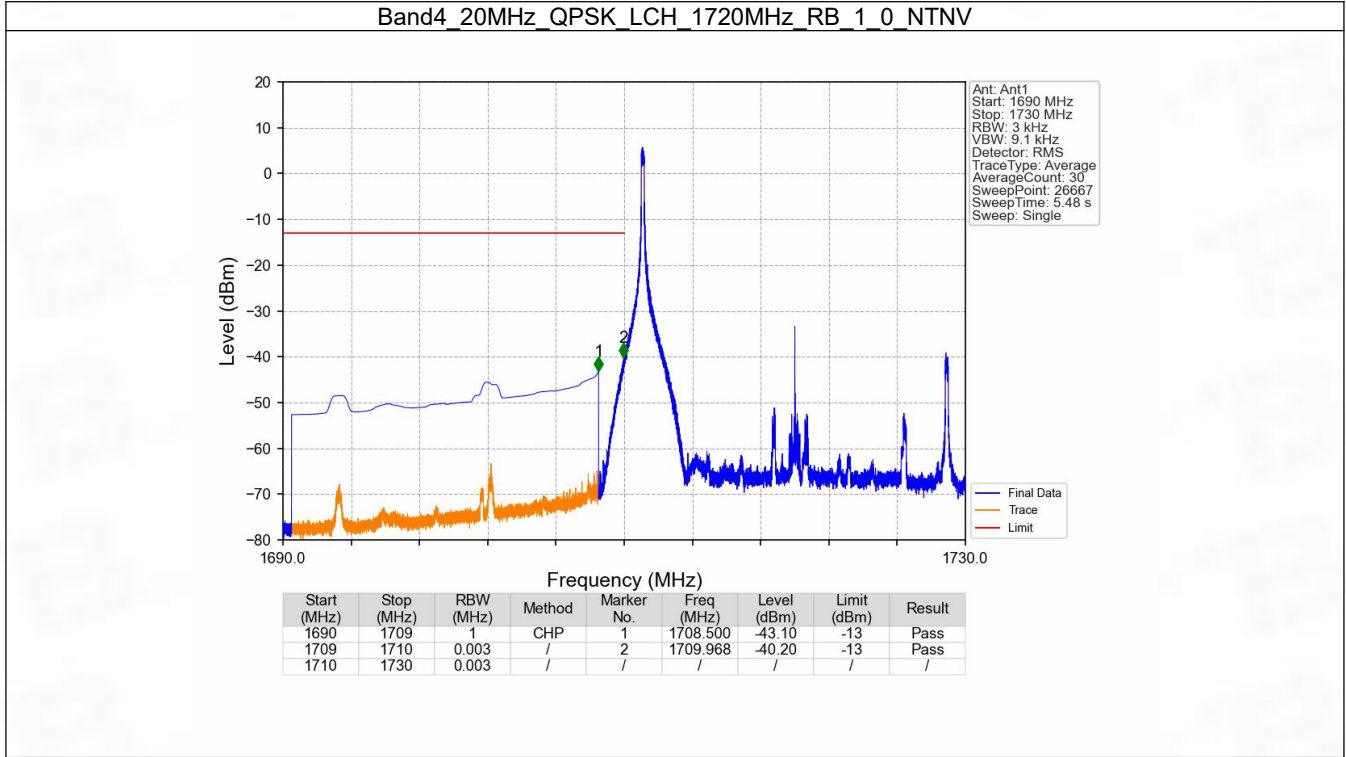
Start (MHz)	Stop (MHz)	RBW (MHz)	Method	Marker No.	Freq (MHz)	Level (dBm)	Limit (dBm)	Result
1740	1755	0.16	/	/	/	/	/	/
1755	1756	0.16	/	1	1755.090	-29.95	-13	Pass
1756	1770	1	CHP	2	1756.140	-26.41	-13	Pass

6.6 B4_20MHz

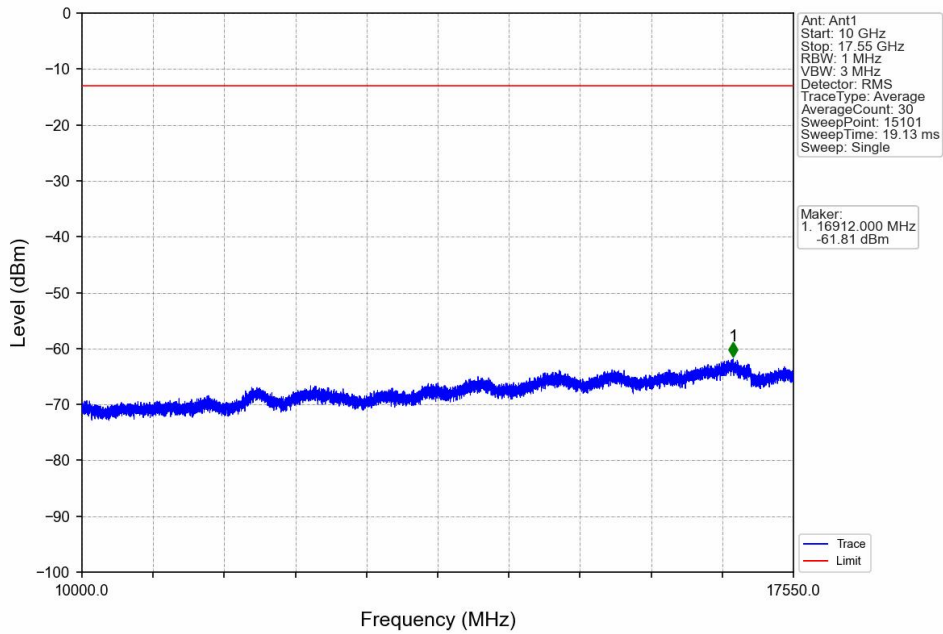
6.6.1 Test Result

Band: 4 / Bandwidth: 20MHz / NTV						
Modulation	Frequency (MHz)	RB Allocation		Spurious Emission		Verdict
		Size	Offset	Result	Limit	
QPSK	1720	1	0	Refer To Test Graph		Pass
		100	0	Refer To Test Graph		Pass
	1745	1	0	Refer To Test Graph		Pass
		1	0	Refer To Test Graph		Pass
			99	Refer To Test Graph		Pass
		100	0	Refer To Test Graph		Pass
16QAM	1720	1	0	Refer To Test Graph		Pass
		100	0	Refer To Test Graph		Pass
	1745	1	0	Refer To Test Graph		Pass
		1	0	Refer To Test Graph		Pass
			99	Refer To Test Graph		Pass
		100	0	Refer To Test Graph		Pass

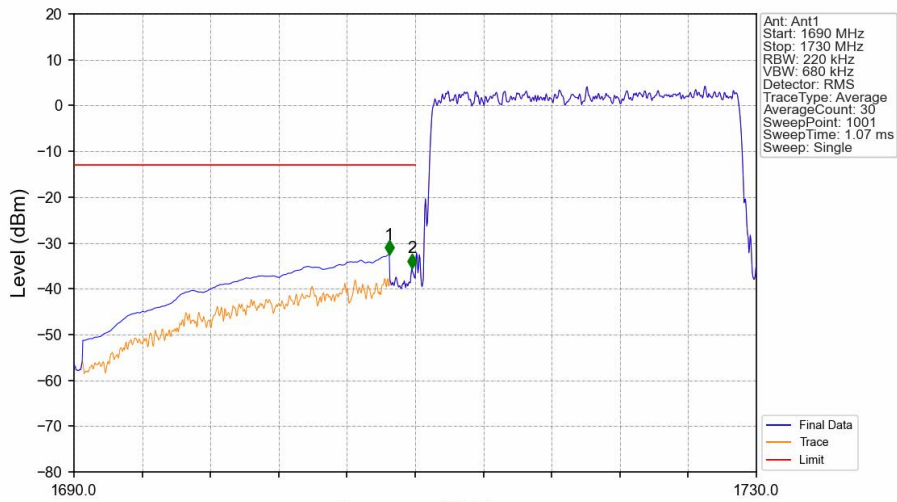
6.6.2 Test Graph



Band4_20MHz_QPSK_LCH_1720MHz_RB_1_0_NTNV

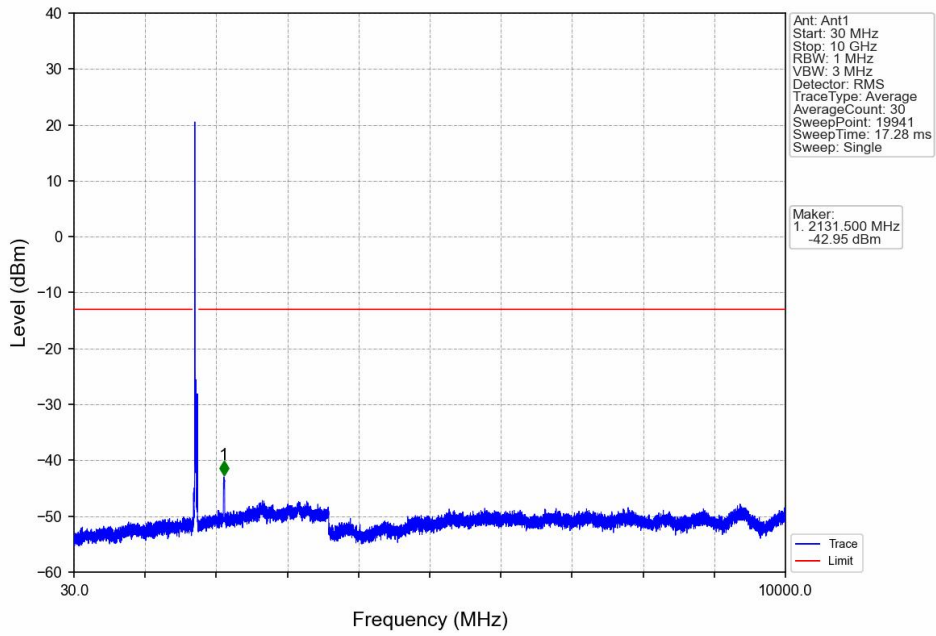


Band4_20MHz_QPSK_LCH_1720MHz_RB_100_0_NTNV

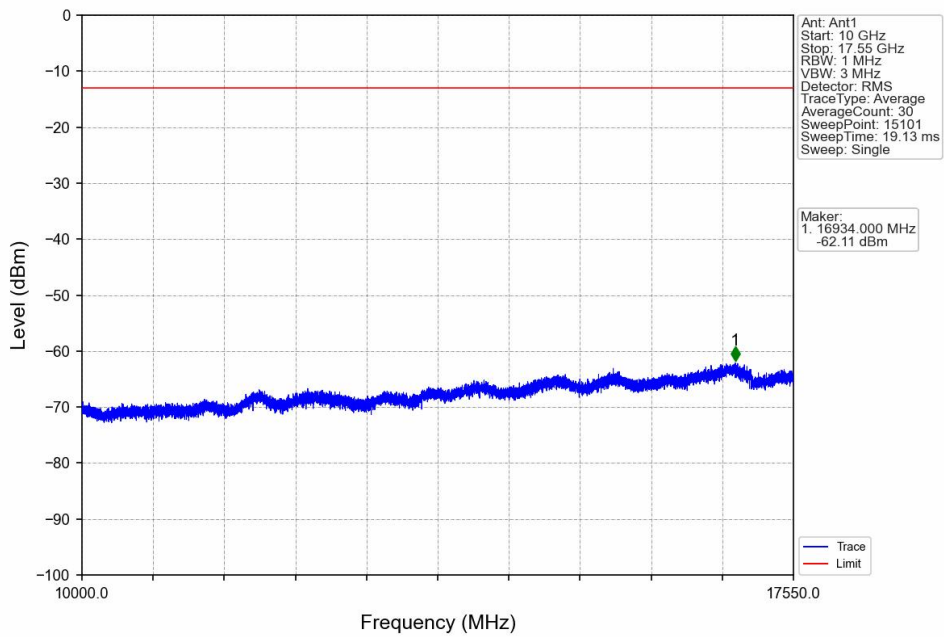


Start (MHz)	Stop (MHz)	RBW (MHz)	Method	Marker No.	Freq (MHz)	Level (dBm)	Limit (dBm)	Result
1690	1709	1	CHP	1	1708.480	-32.51	-13	Pass
1709	1710	0.22	/	2	1709.800	-35.47	-13	Pass
1710	1730	0.22	/	/	/	/	/	/

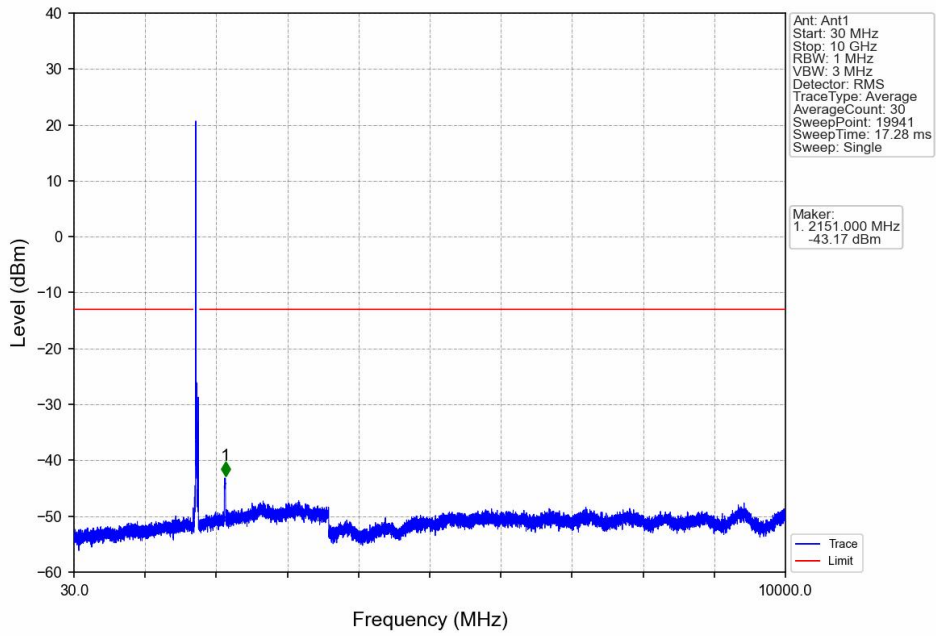
Band4_20MHz_QPSK_MCH_1732.5MHz_RB_1_0_NTNV



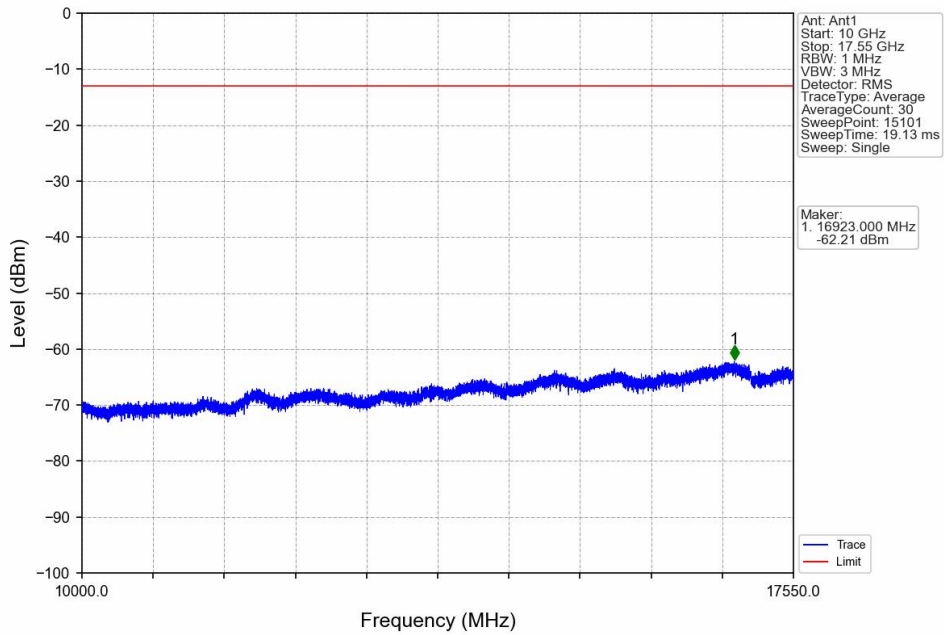
Band4_20MHz_QPSK_MCH_1732.5MHz_RB_1_0_NTNV



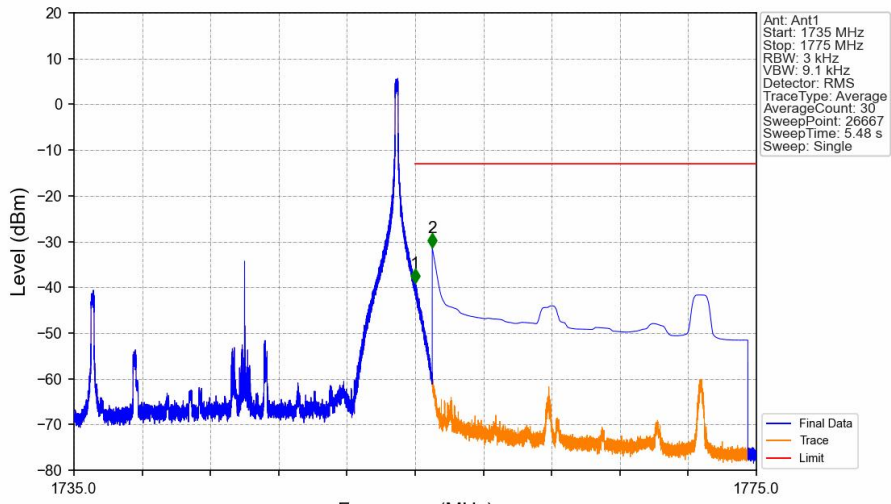
Band4_20MHz_QPSK_HCH_1745MHz_RB_1_0_NTNV



Band4_20MHz_QPSK_HCH_1745MHz_RB_1_0_NTNV

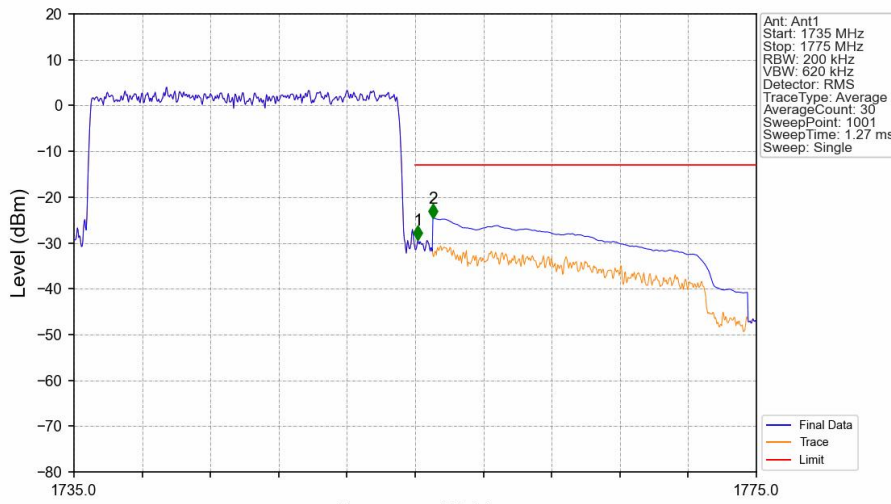


Band4_20MHz_QPSK_HCH_1745MHz_RB_1_99_NTNV



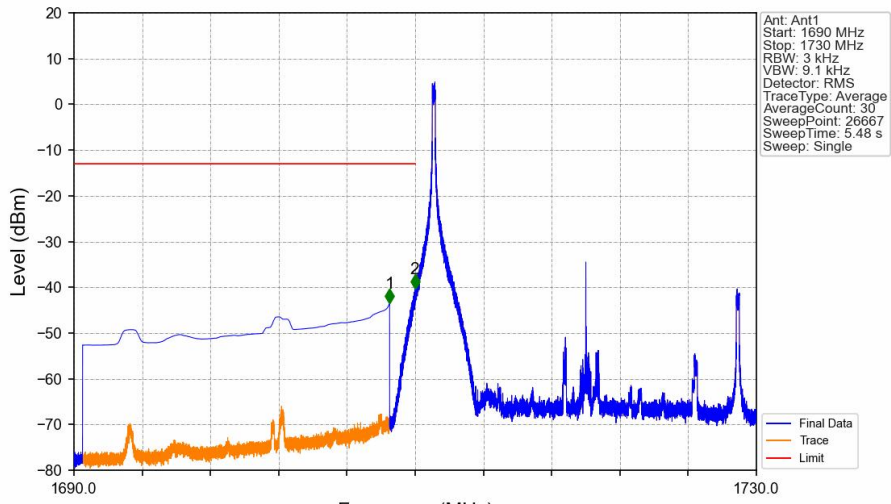
Start (MHz)	Stop (MHz)	RBW (MHz)	Method	Marker No.	Freq (MHz)	Level (dBm)	Limit (dBm)	Result
1735	1755	0.003	/	/	/	/	/	/
1755	1756	0.003	/	1	1755.002	-39.12	-13	Pass
1756	1775	1	CHP	2	1756.001	-31.33	-13	Pass

Band4_20MHz_QPSK_HCH_1745MHz_RB_100_0_NTNV



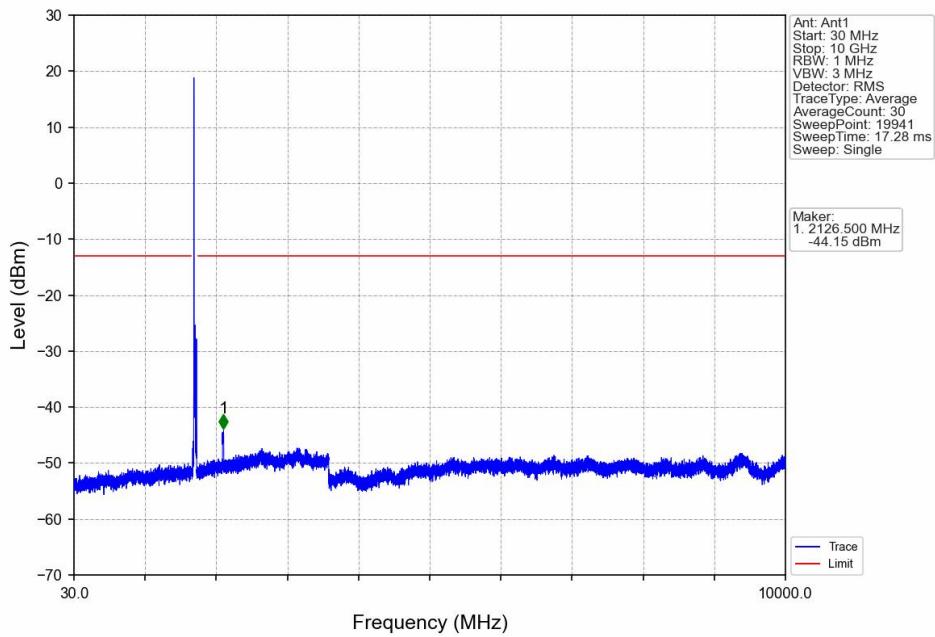
Start (MHz)	Stop (MHz)	RBW (MHz)	Method	Marker No.	Freq (MHz)	Level (dBm)	Limit (dBm)	Result
1735	1755	0.2	/	/	/	/	/	/
1755	1756	0.2	/	1	1755.160	-29.41	-13	Pass
1756	1775	1	CHP	2	1756.040	-24.58	-13	Pass

Band4_20MHz_16QAM_LCH_1720MHz_RB_1_0_NTNV

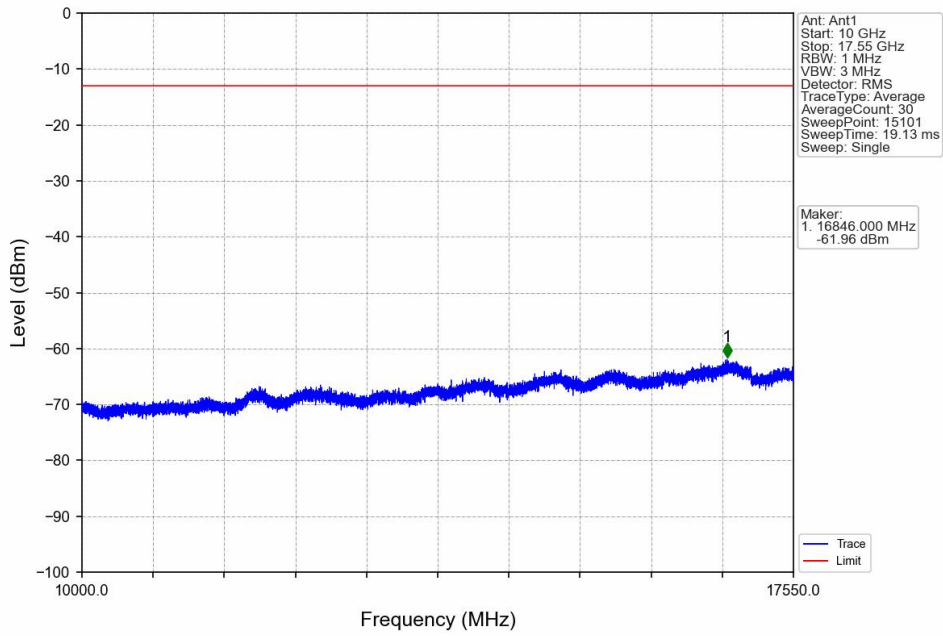


Start (MHz)	Stop (MHz)	RBW (MHz)	Method	Marker No.	Freq (MHz)	Level (dBm)	Limit (dBm)	Result
1690	1709	1	CHP	1	1708.500	-43.57	-13	Pass
1709	1710	0.003	/	2	1709.984	-40.30	-13	Pass
1710	1730	0.003	/	/	/	/	/	/

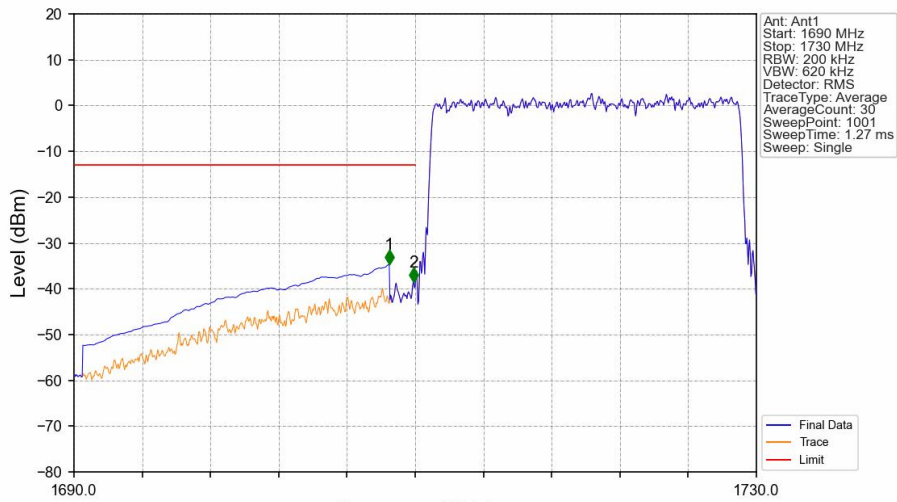
Band4_20MHz_16QAM_LCH_1720MHz_RB_1_0_NTNV



Band4_20MHz_16QAM_LCH_1720MHz_RB_1_0_NTNV



Band4_20MHz_16QAM_LCH_1720MHz_RB_100_0_NTNV



Start (MHz)	Stop (MHz)	RBW (MHz)	Method	Marker No.	Freq (MHz)	Level (dBm)	Limit (dBm)	Result
1690	1709	1	CHP	1	1708.480	-34.72	-13	Pass
1709	1710	0.2	/	2	1709.920	-38.53	-13	Pass
1710	1730	0.2	/	/	/	/	/	/