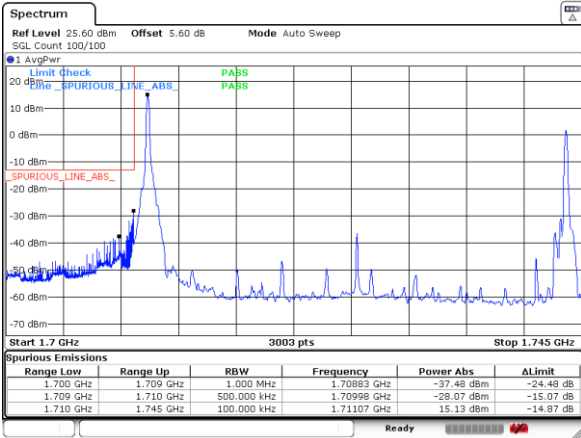




LTE Band 66C / 20MHz+15MHz

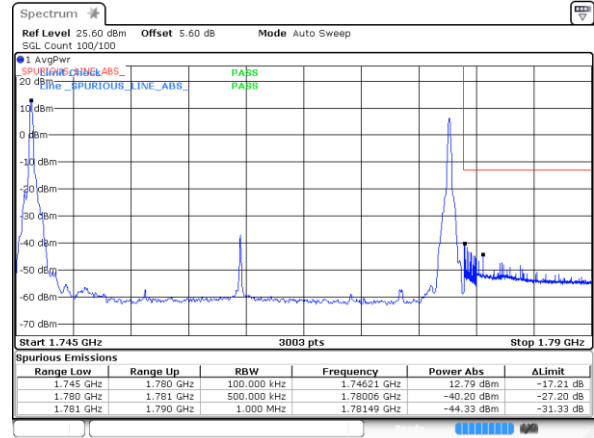
256QAM

Lowest Band Edge / 1RB0 and 1RB9



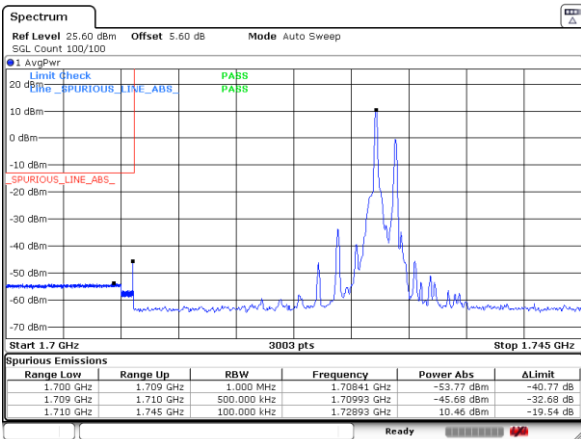
Date: 3..JUL.2021 05:30:51

Highest Band Edge / 1RB0 and 1RB9



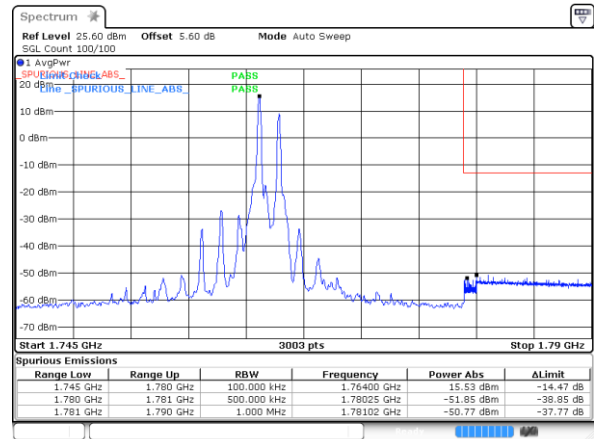
Date: 10.AUG.2021 10:48:38

Lowest Band Edge / 1RB24 and 1RB0



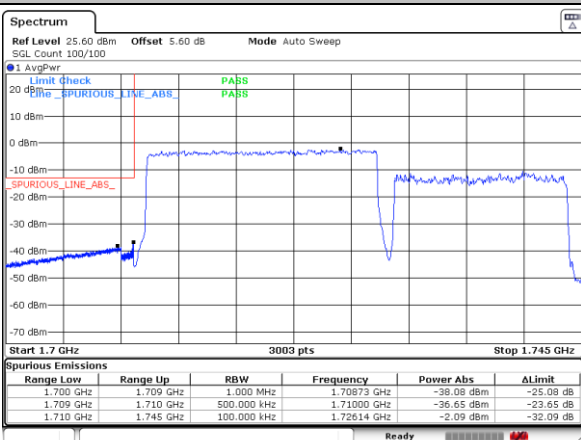
Date: 3..JUL.2021 05:30:28

Highest Band Edge / 1RB24 and 1RB0



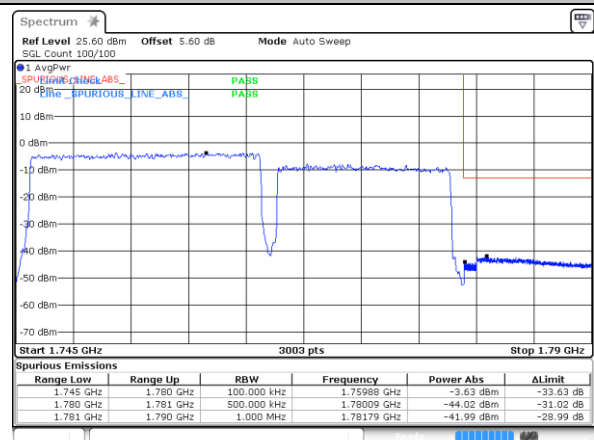
Date: 10.AUG.2021 10:52:34

Lowest Band Edge / Full RB



Date: 3..JUL.2021 05:39:27

Highest Band Edge / Full RB



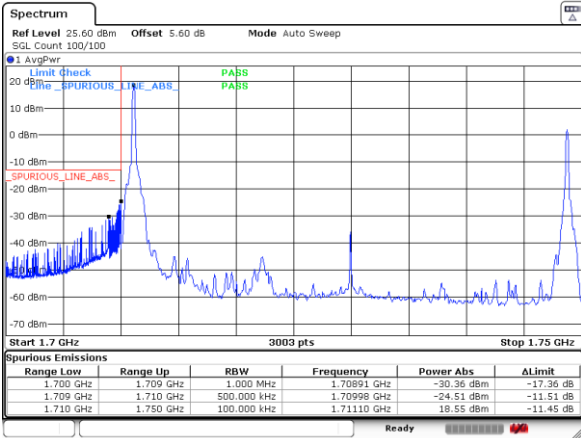
Date: 10.AUG.2021 10:57:05



LTE Band 66C / 20MHz+20MHz

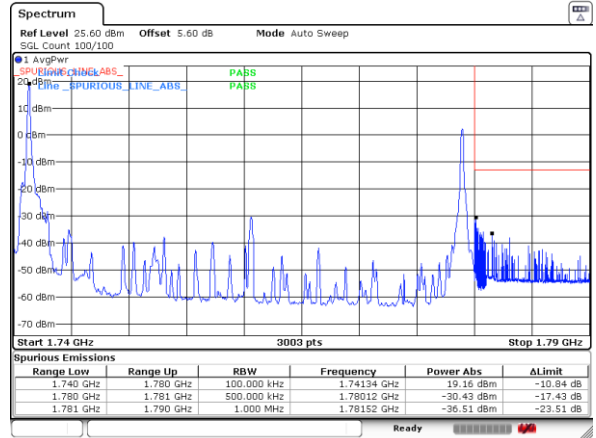
QPSK

Lowest Band Edge / 1RB0 and 1RB9



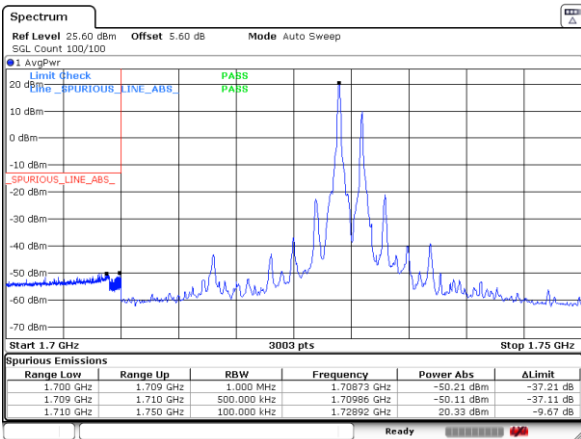
Date: 3.JUL.2021 06:03:03

Highest Band Edge / 1RB0 and 1RB9



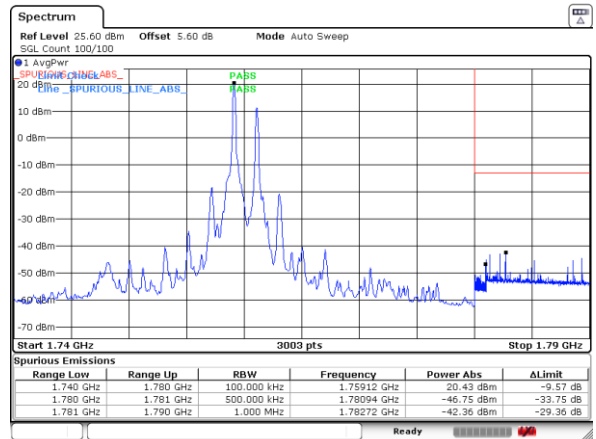
Date: 3.JUL.2021 06:26:34

Lowest Band Edge / 1RB99 and 1RB0



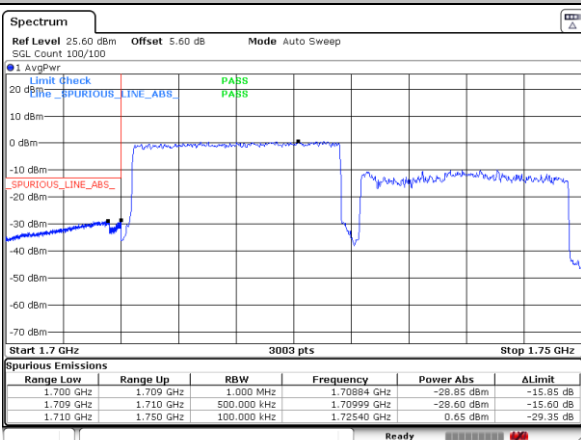
Date: 3.JUL.2021 05:56:38

Highest Band Edge / 1RB99 and 1RB0



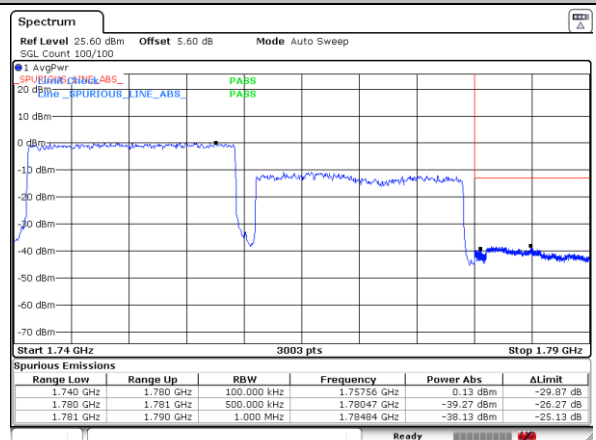
Date: 3.JUL.2021 06:23:07

Lowest Band Edge / Full RB



Date: 3.JUL.2021 06:03:36

Highest Band Edge / Full RB



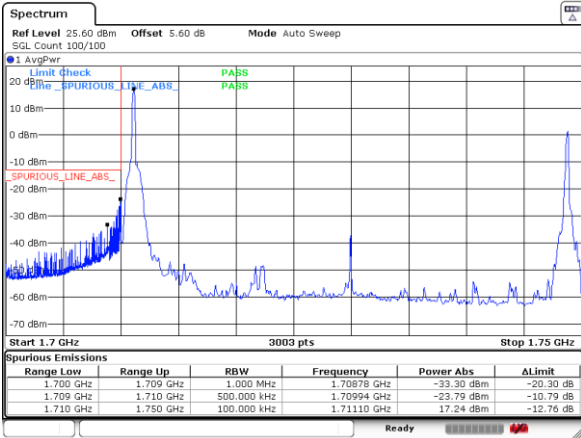
Date: 3.JUL.2021 06:26:55



LTE Band 66C / 20MHz+20MHz

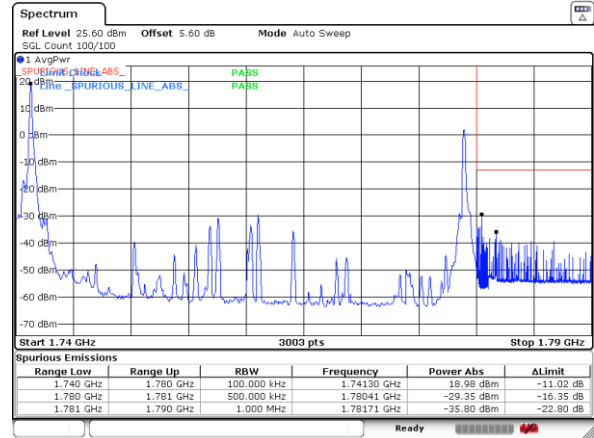
16QAM

Lowest Band Edge / 1RB0 and 1RB9



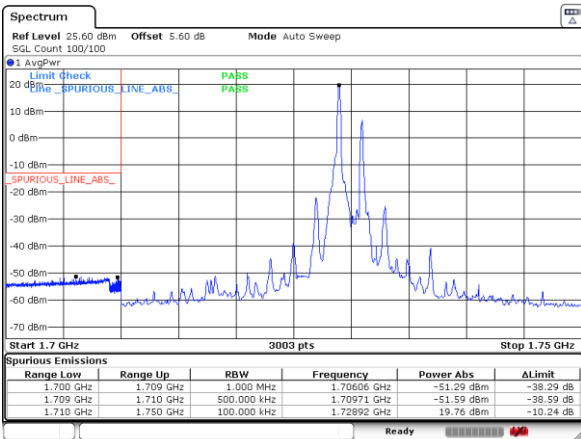
Date: 3.JUL.2021 06:02:32

Highest Band Edge / 1RB0 and 1RB9



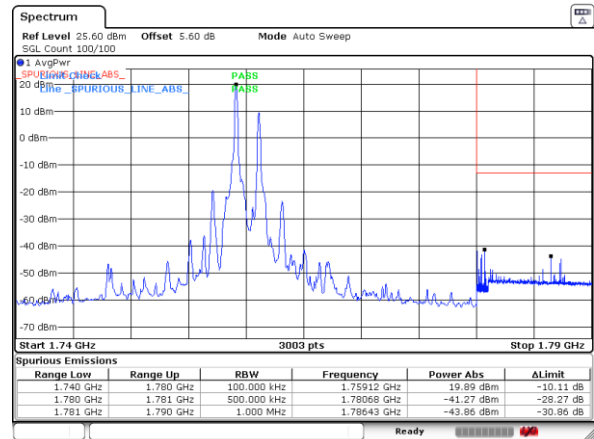
Date: 3.JUL.2021 06:26:06

Lowest Band Edge / 1RB99 and 1RB0



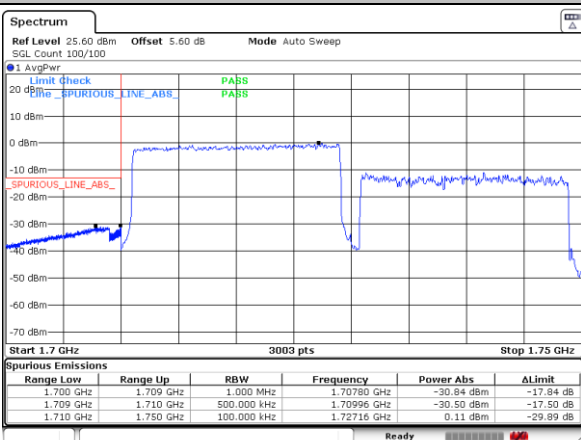
Date: 3.JUL.2021 05:57:37

Highest Band Edge / 1RB99 and 1RB0



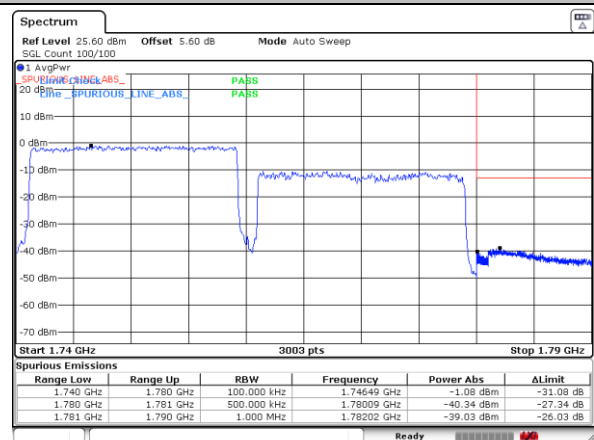
Date: 3.JUL.2021 06:23:33

Lowest Band Edge / Full RB



Date: 3.JUL.2021 06:04:04

Highest Band Edge / Full RB



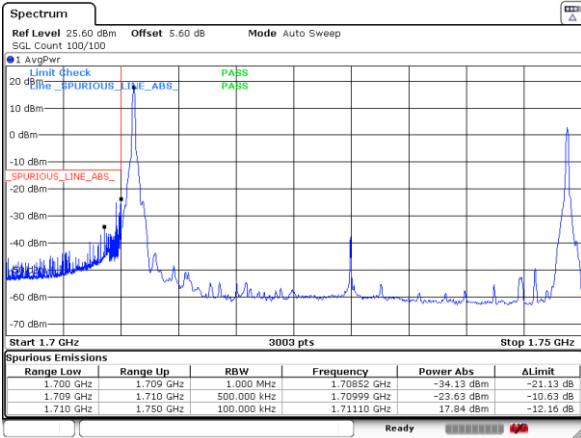
Date: 3.JUL.2021 06:27:22



LTE Band 66C / 20MHz+20MHz

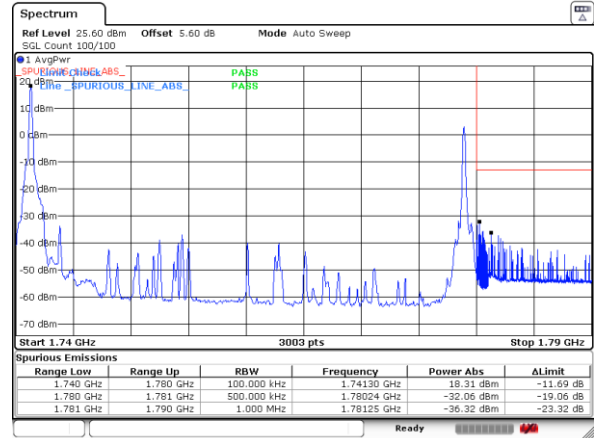
64QAM

Lowest Band Edge / 1RB0 and 1RB9



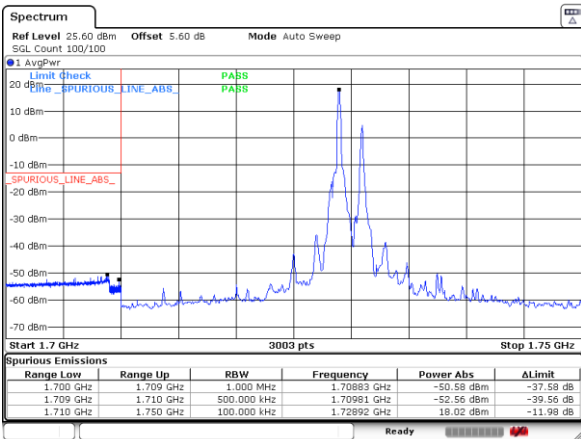
Date: 3.JUL.2021 06:02:05

Highest Band Edge / 1RB0 and 1RB9



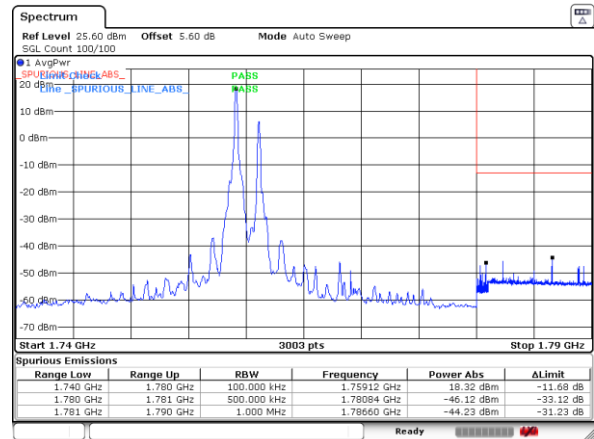
Date: 3.JUL.2021 06:25:14

Lowest Band Edge / 1RB99 and 1RB0



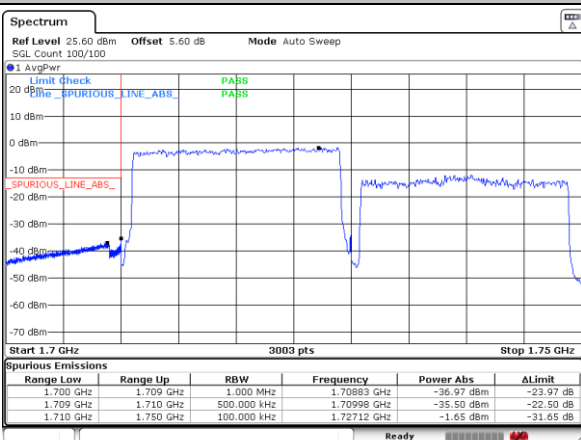
Date: 3.JUL.2021 05:58:01

Highest Band Edge / 1RB99 and 1RB0



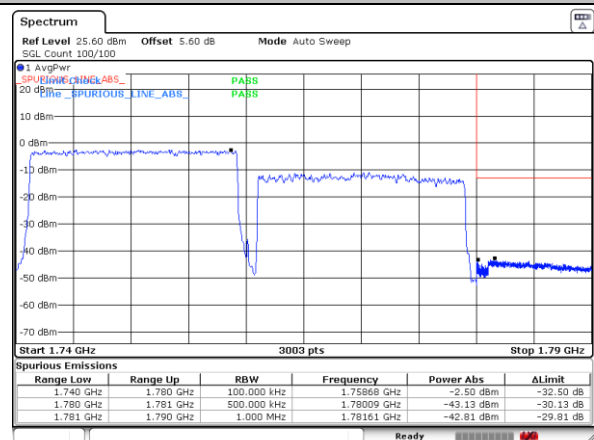
Date: 3.JUL.2021 06:23:54

Lowest Band Edge / Full RB



Date: 3.JUL.2021 06:04:54

Highest Band Edge / Full RB



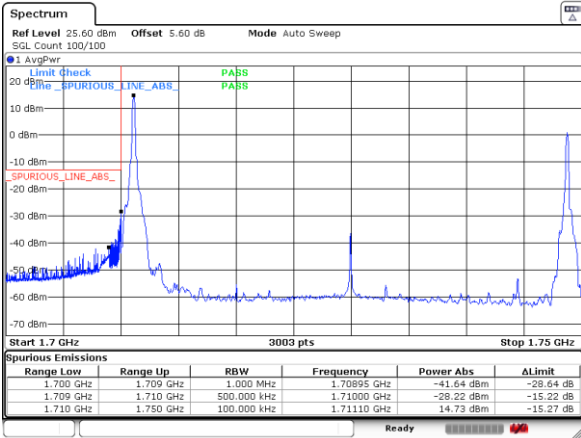
Date: 3.JUL.2021 06:27:41



LTE Band 66C / 20MHz+20MHz

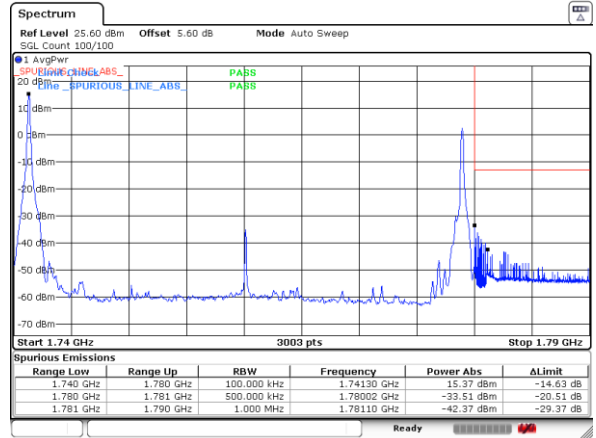
256QAM

Lowest Band Edge / 1RB0 and 1RB9



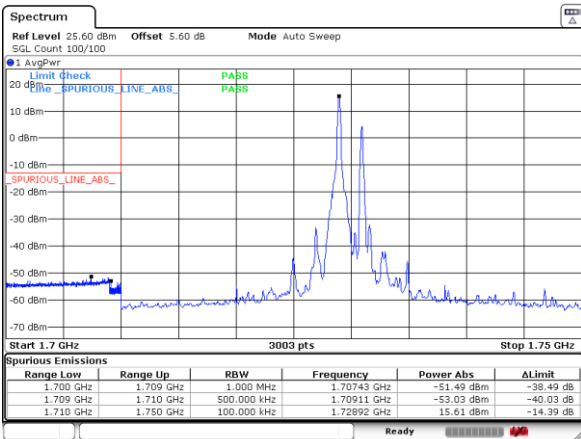
Date: 3.JUL.2021 05:59:25

Highest Band Edge / 1RB0 and 1RB9



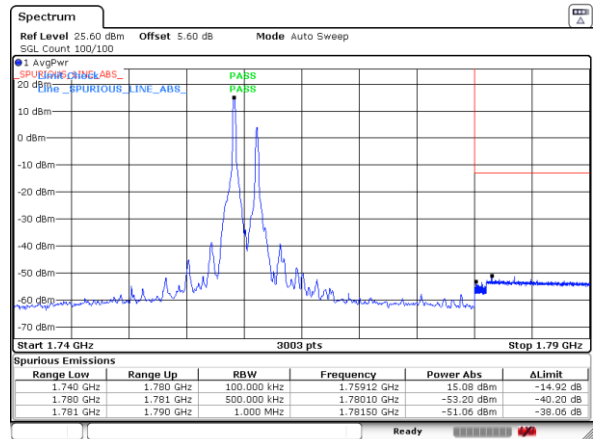
Date: 3.JUL.2021 06:24:44

Lowest Band Edge / 1RB24 and 1RB0



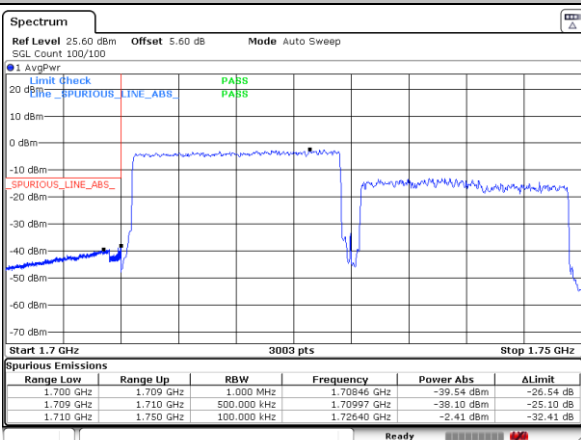
Date: 3.JUL.2021 05:58:25

Highest Band Edge / 1RB24 and 1RB0



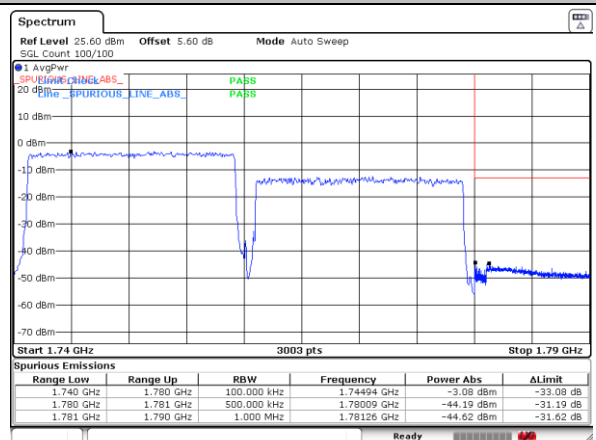
Date: 3.JUL.2021 06:24:15

Lowest Band Edge / Full RB



Date: 3.JUL.2021 06:05:21

Highest Band Edge / Full RB

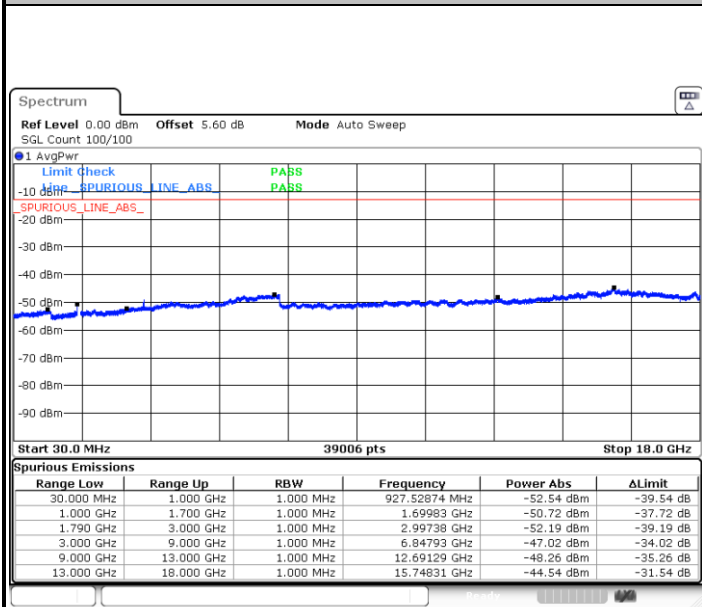


Date: 3.JUL.2021 06:28:00

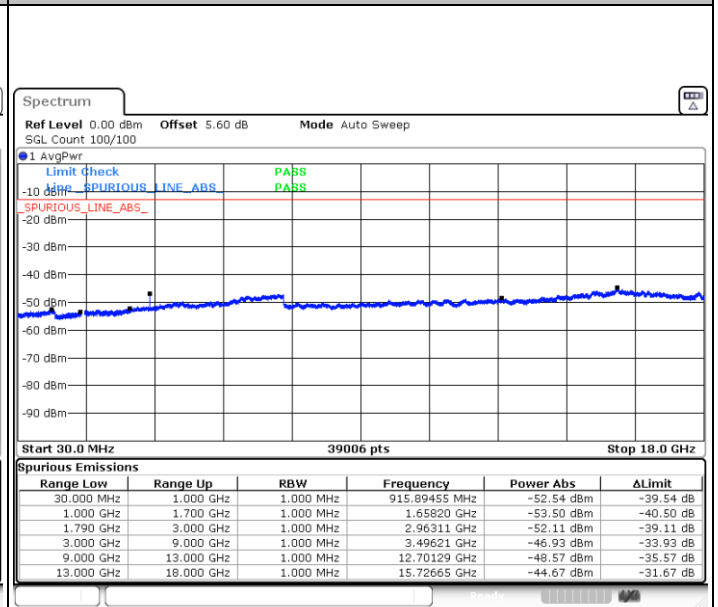


Conducted Spurious Emission

LTE Band 66C / 5MHz+20MHz QPSK Lowest Channel / 1RB24 and 1RB0 **LTE Band 66C / 5MHz+20MHz QPSK Middle Channel / 1RB24 and 1RB0**

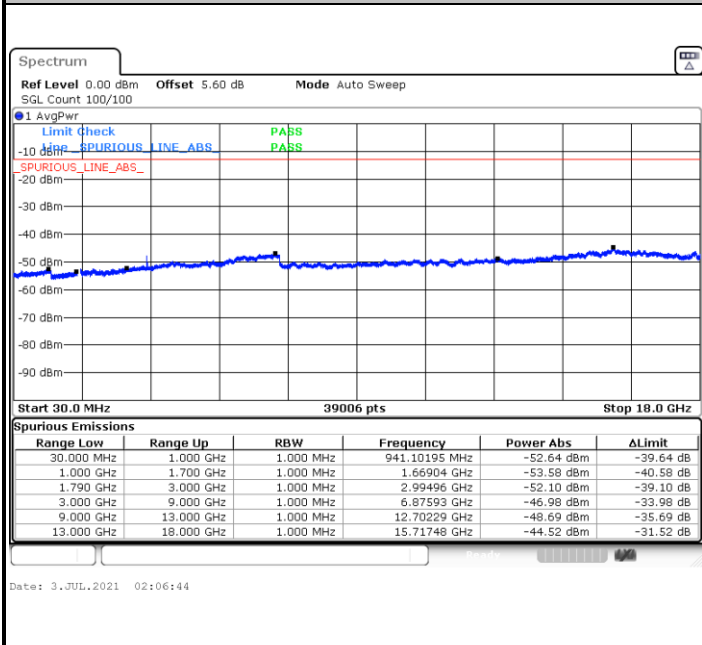


Date: 3.JUL.2021 01:54:16



Date: 3.JUL.2021 02:04:52

LTE Band 66C / 5MHz+20MHz QPSK Highest Channel / 1RB24 and 1RB0

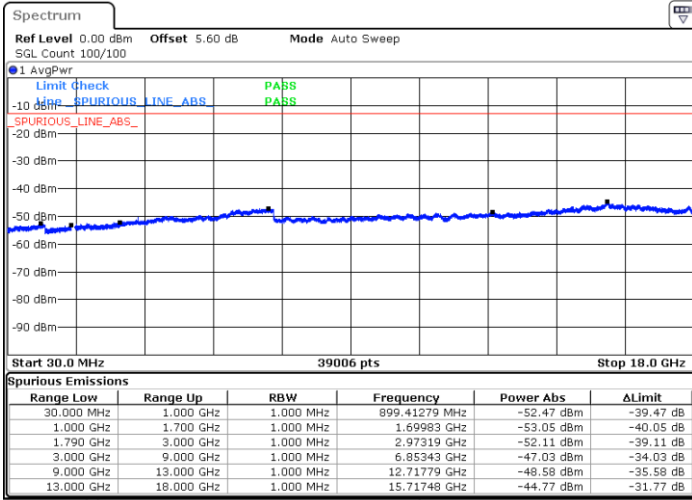


Date: 3.JUL.2021 02:06:44

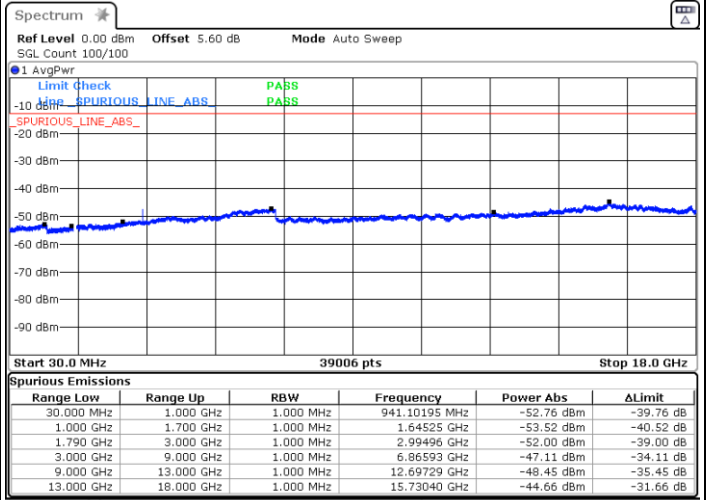


LTE Band 66C / 10MHz+15MHz QPSK Lowest Channel / 1RB24 and 1RB0

LTE Band 66C / 10MHz+15MHz QPSK Middle Channel / 1RB24 and 1RB0

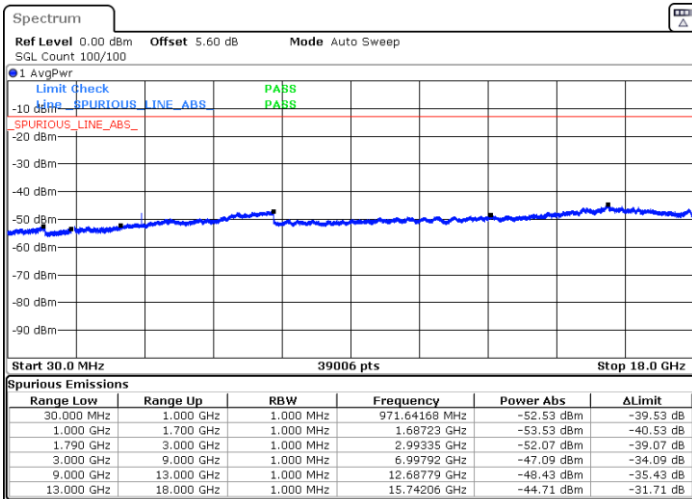


Date: 3.JUL.2021 00:42:37



Date: 3.JUL.2021 01:08:57

LTE Band 66C / 10MHz+15MHz QPSK Highest Channel / 1RB24 and 1RB0

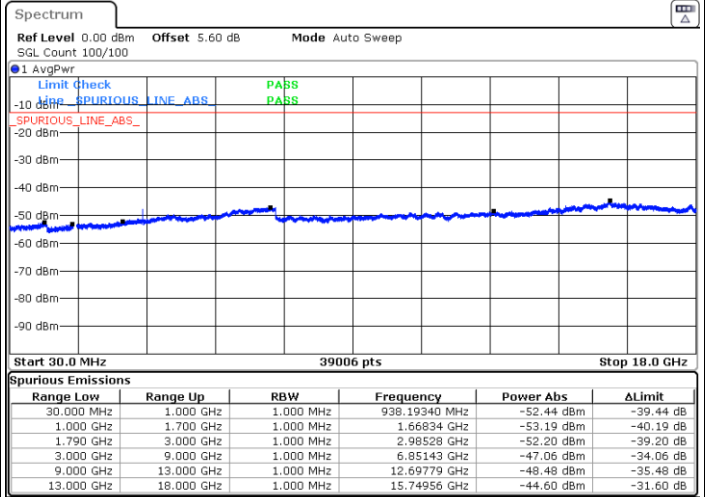
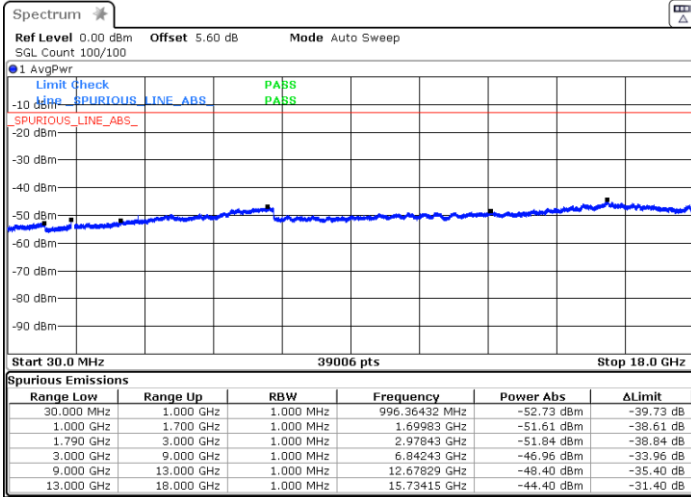


Date: 3.JUL.2021 01:10:54



LTE Band 66C / 10MHz+20MHz QPSK Lowest Channel / 1RB49 and 1RB0

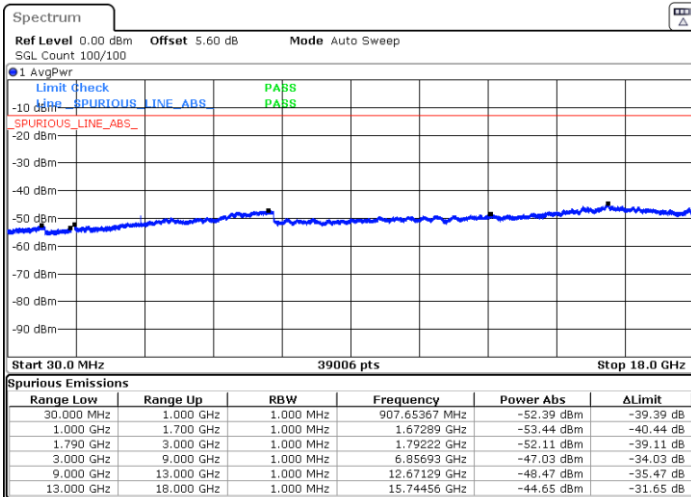
LTE Band 66C / 10MHz+20MHz QPSK Middle Channel / 1RB49 and 1RB0



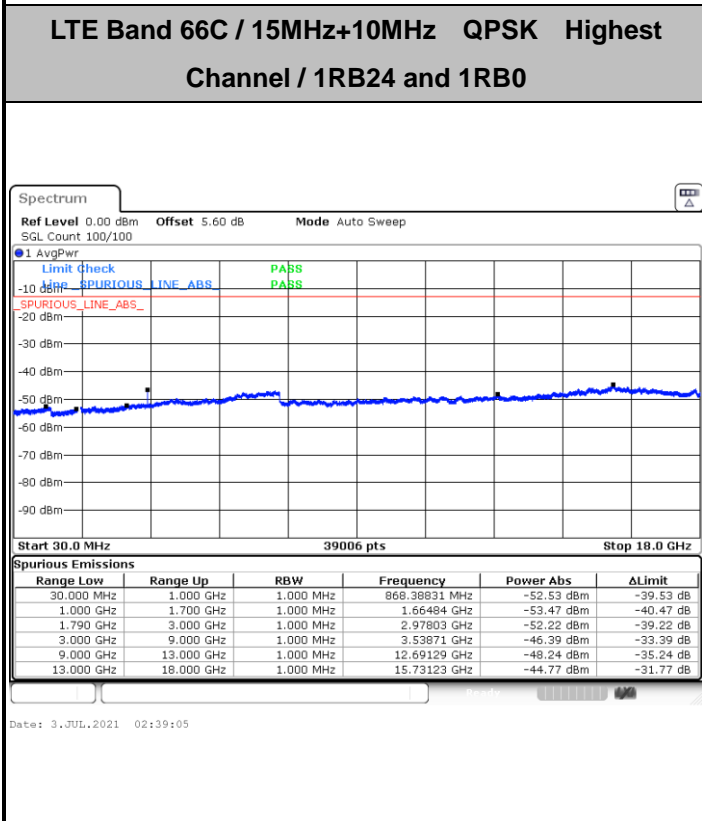
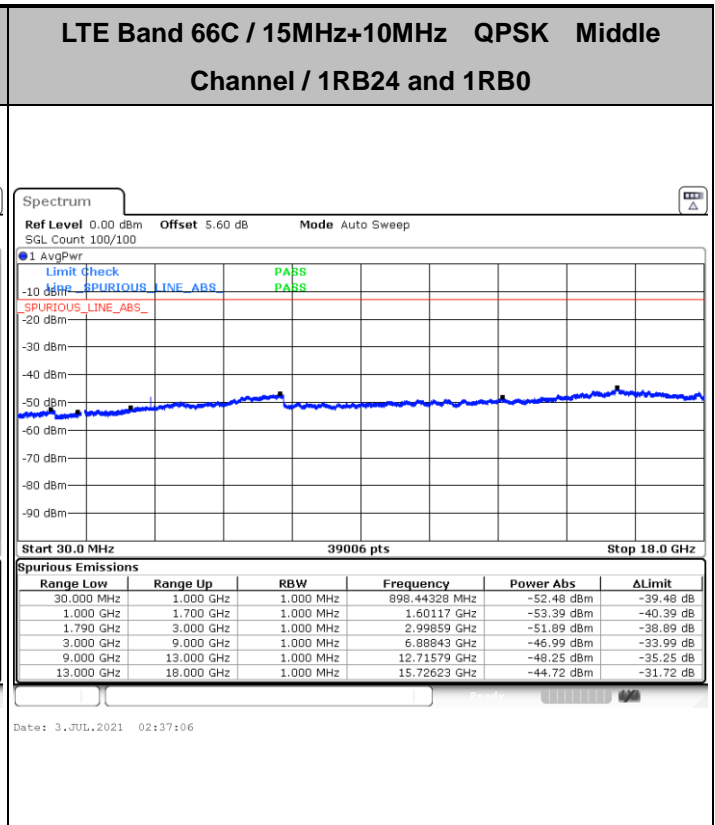
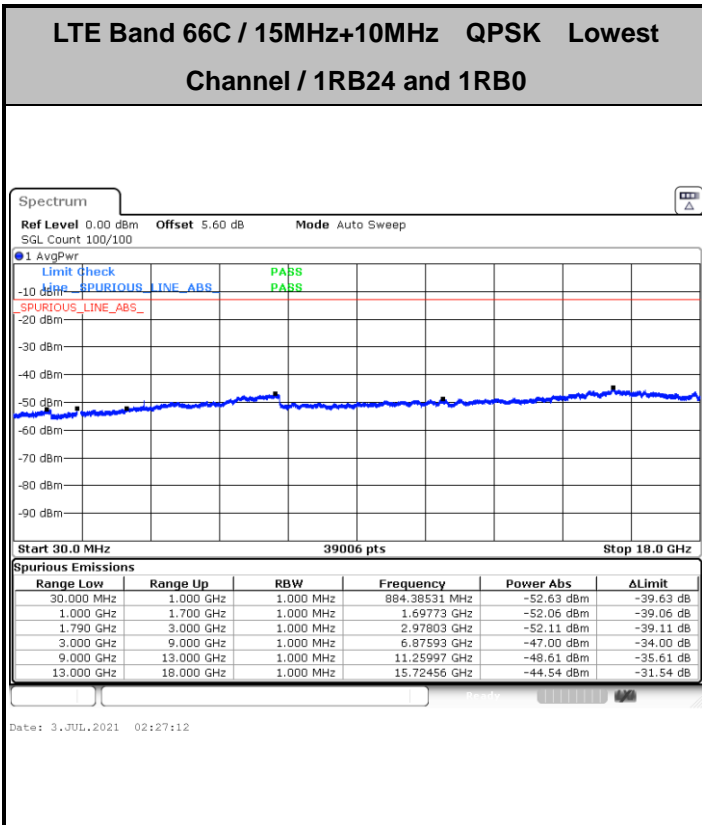
Date: 3.JUL.2021 01:24:41

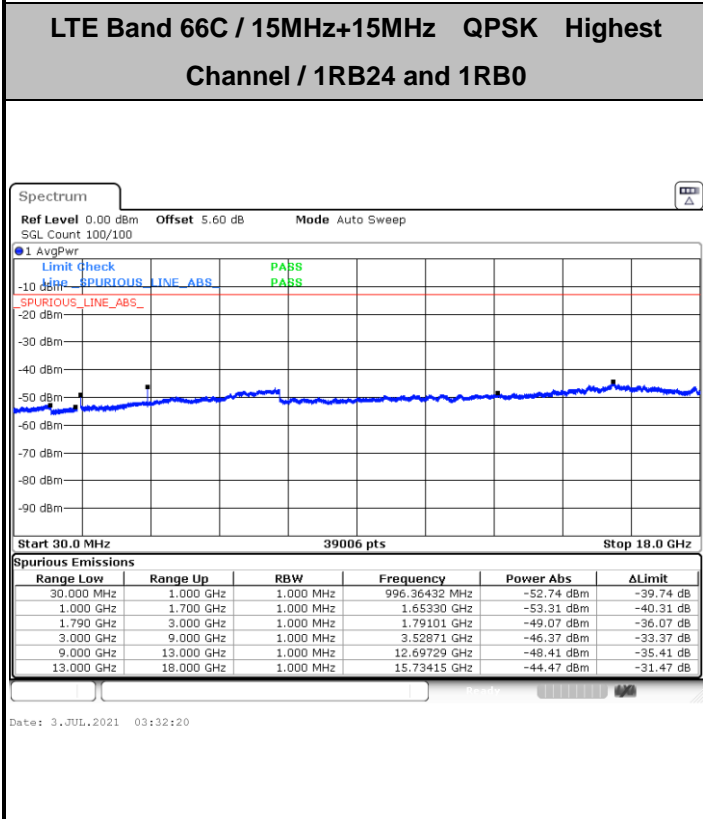
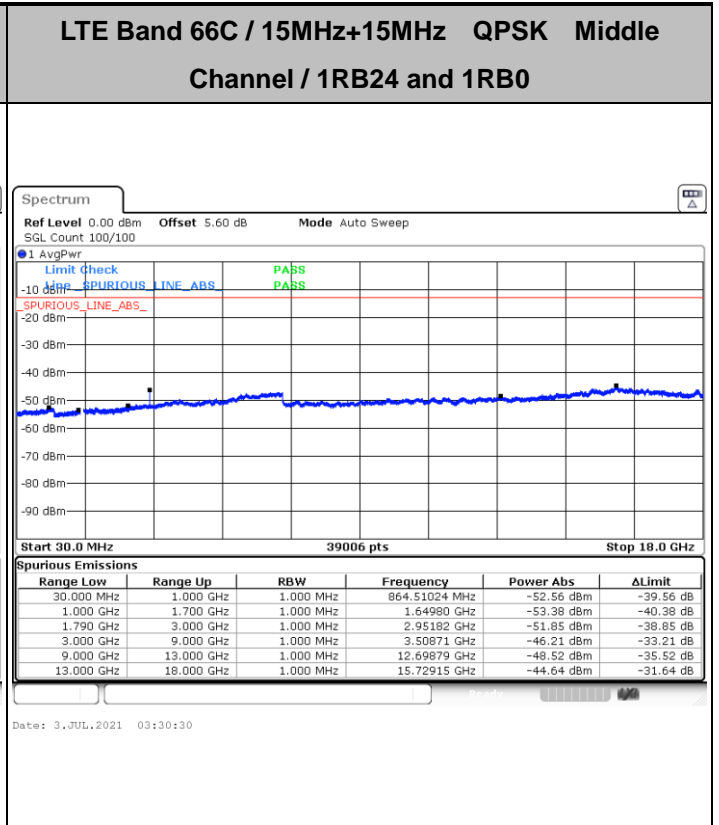
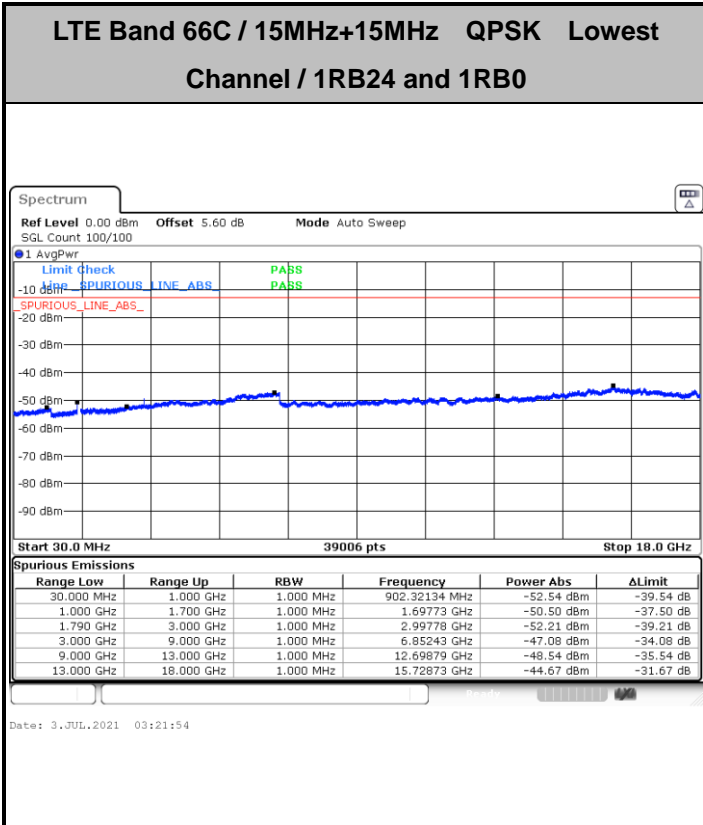
Date: 3.JUL.2021 01:34:44

LTE Band 66C / 10MHz+20MHz QPSK Highest Channel / 1RB49 and 1RB0



Date: 3.JUL.2021 01:36:45

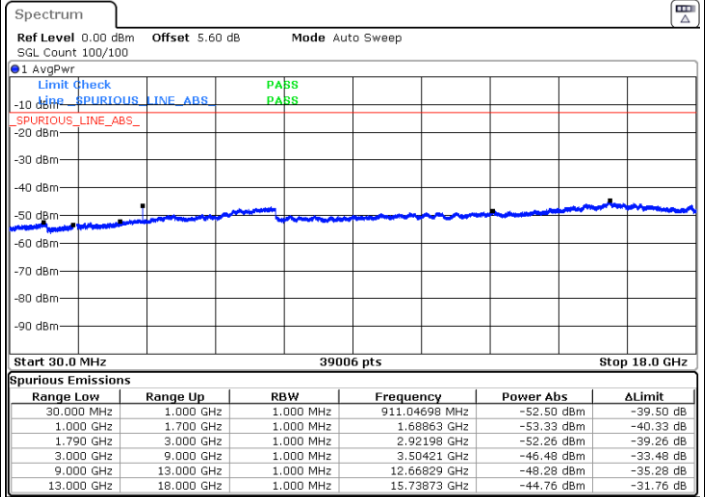
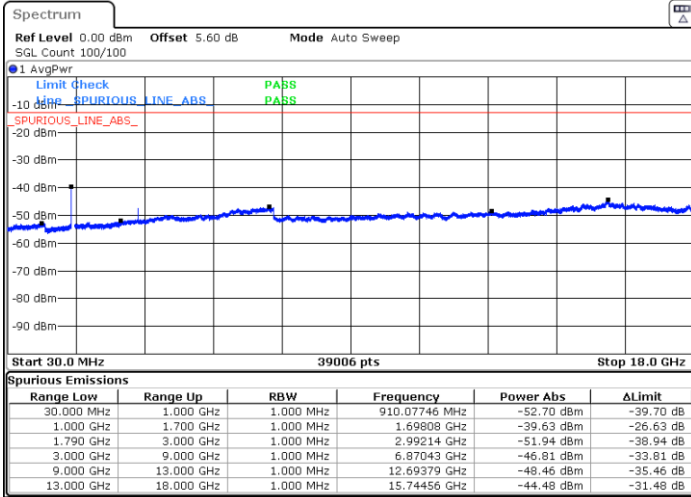






LTE Band 66C / 15MHz+20MHz QPSK Lowest Channel / 1RB74 and 1RB0

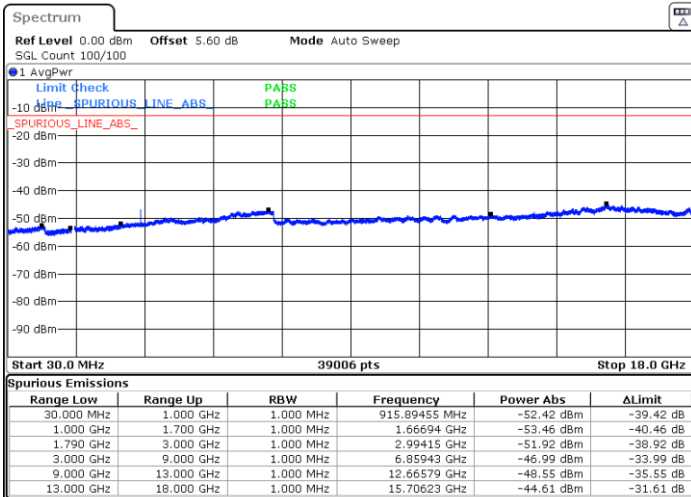
LTE Band 66C / 15MHz+20MHz QPSK Middle Channel / 1RB74 and 1RB0



Date: 3.JUL.2021 03:49:03

Date: 3.JUL.2021 04:02:37

LTE Band 66C / 15MHz+20MHz QPSK Highest Channel / 1RB74 and 1RB0

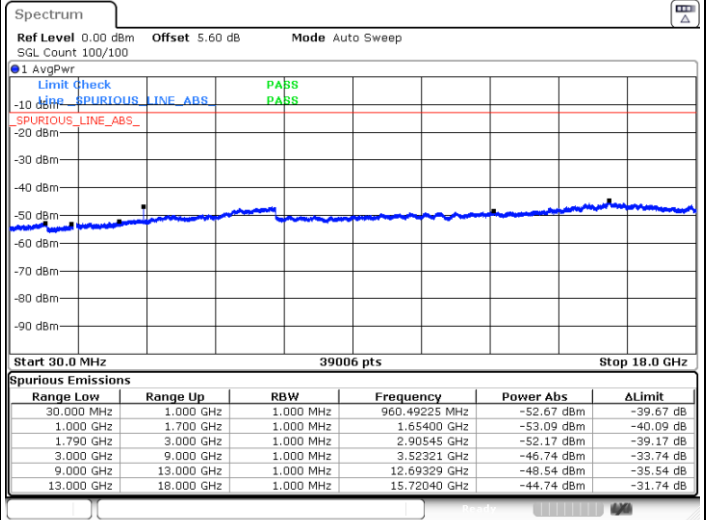
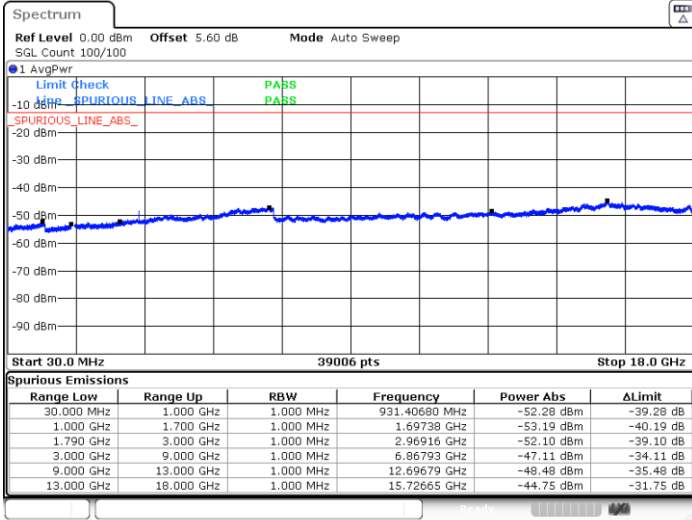


Date: 3.JUL.2021 04:04:40



LTE Band 66C / 20MHz+5MHz QPSK Lowest Channel / 1RB99 and 1RB0

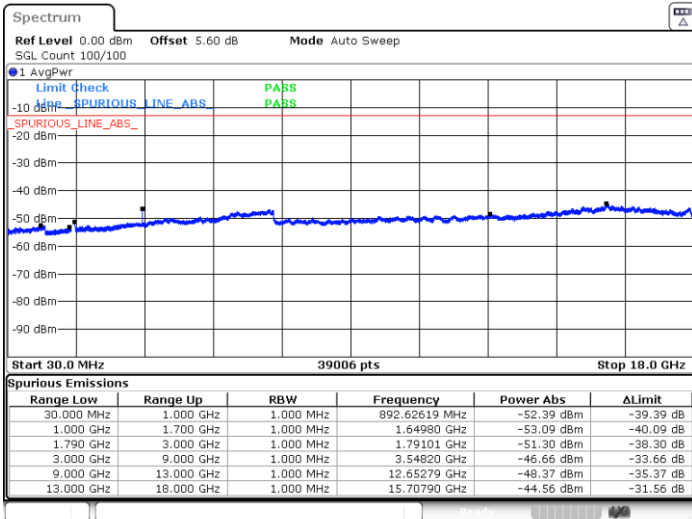
LTE Band 66C / 20MHz+5MHz QPSK Middle Channel / 1RB99 and 1RB0



Date: 3.JUL.2021 04:15:01

Date: 3.JUL.2021 04:29:41

LTE Band 66C / 20MHz+5MHz QPSK Highest Channel / 1RB99 and 1RB0

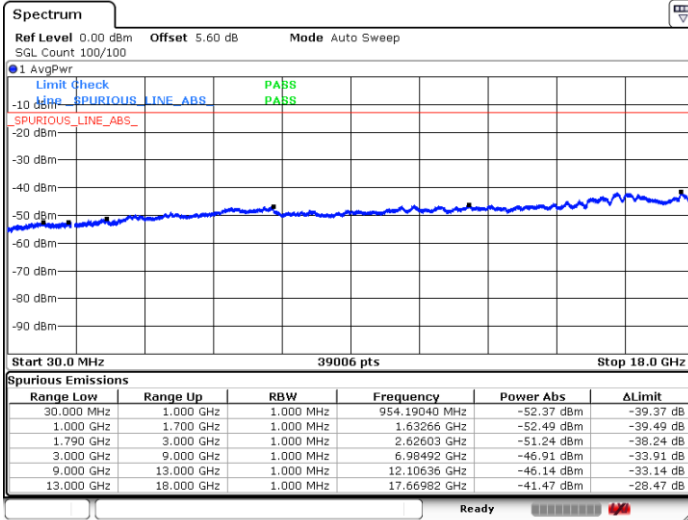


Date: 3.JUL.2021 04:31:45

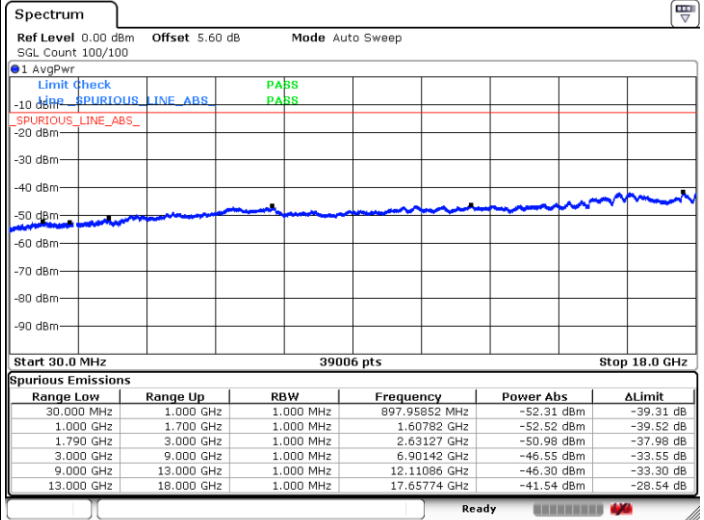


LTE Band 66C / 20MHz+10MHz QPSK Lowest Channel / 1RB99 and 1RB0

LTE Band 66C / 20MHz+10MHz QPSK Middle Channel / 1RB99 and 1RB0

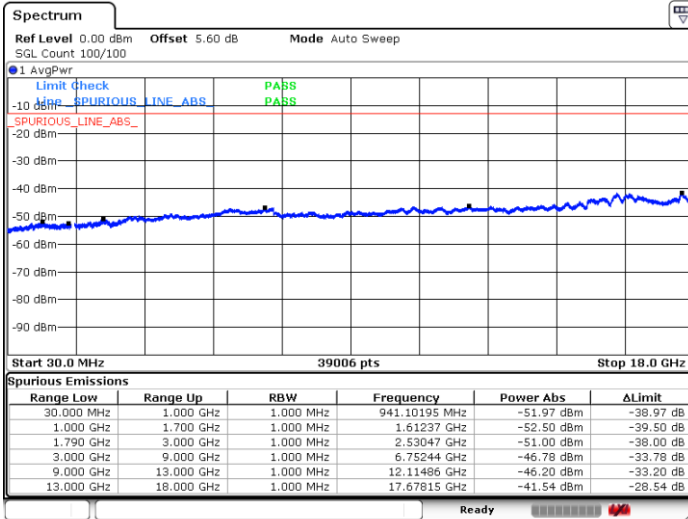


Date: 3.JUL.2021 23:45:34

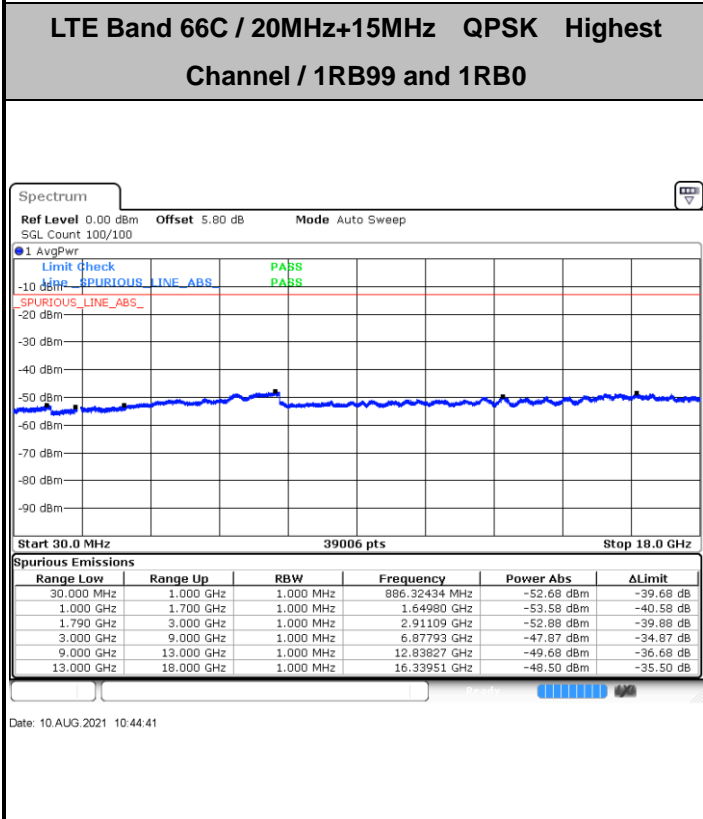
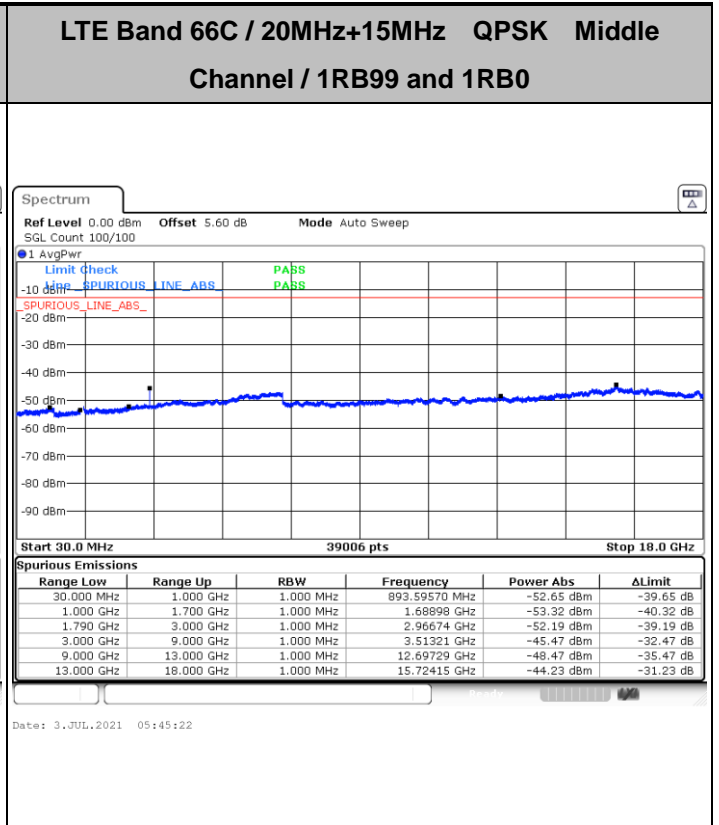
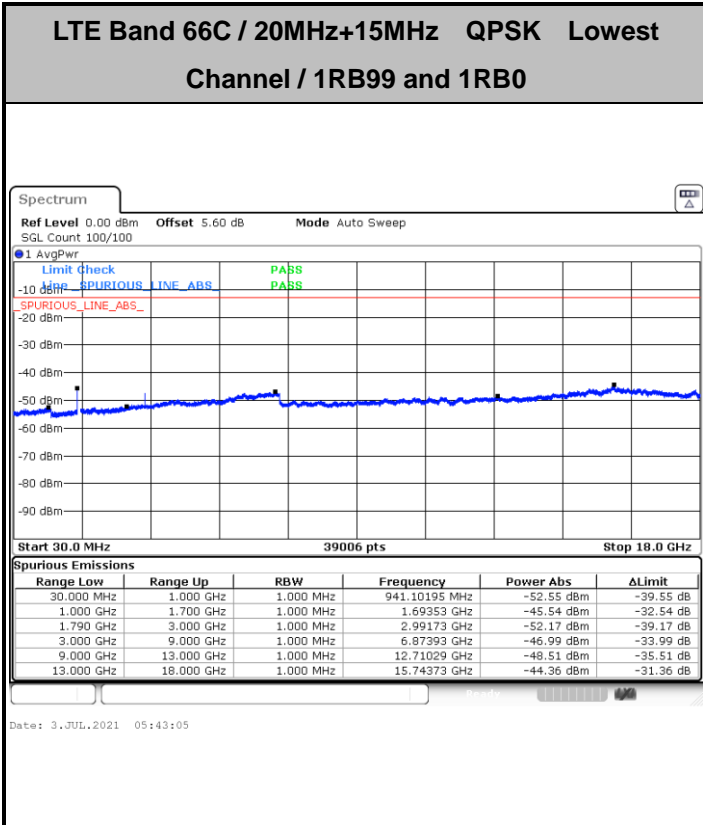


Date: 3.JUL.2021 23:49:36

LTE Band 66C / 20MHz+10MHz QPSK Highest Channel / 1RB99 and 1RB0



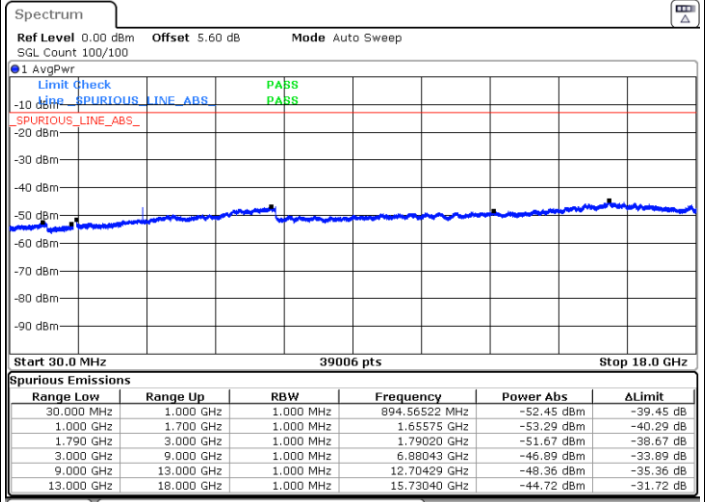
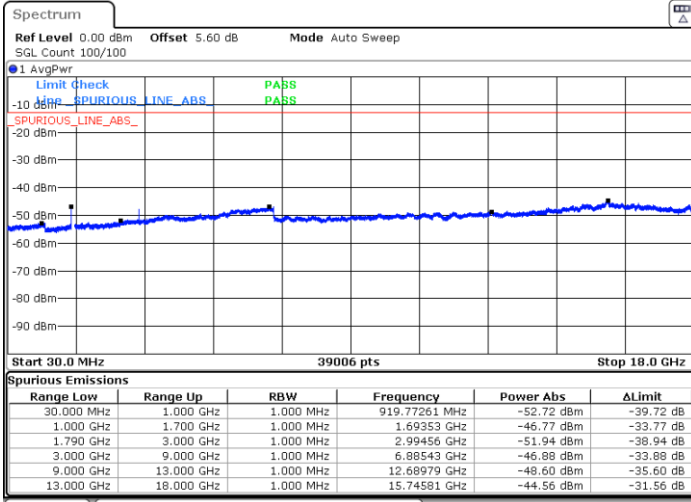
Date: 3.JUL.2021 23:51:45





LTE Band 66C / 20MHz+20MHz QPSK Lowest Channel / 1RB99 and 1RB0

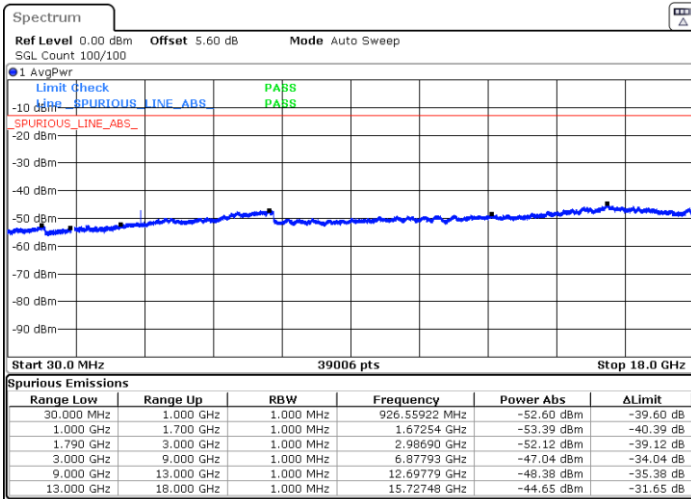
LTE Band 66C / 20MHz+20MHz QPSK Middle Channel / 1RB99 and 1RB0



Date: 3.JUL.2021 06:18:22

Date: 3.JUL.2021 06:12:12

LTE Band 66C / 20MHz+20MHz QPSK Highest Channel / 1RB99 and 1RB0



Date: 3.JUL.2021 06:21:22



Appendix B. Test Results of Radiated Test

Radiated Spurious Emission

LTE Band 2 / 20MHz / QPSK								
Channel	Frequency (MHz)	EIRP (dBm)	Limit (dBm)	Over Limit (dB)	S.G. Power (dBm)	TX Cable loss (dB)	TX Antenna Gain (dBi)	Polarization (H/V)
Middle	3741	-56.02	-13	-43.02	-68.28	2.64	14.90	H
	5613	-54.91	-13	-41.91	-66.77	2.94	14.80	H
	7488	-51.51	-13	-38.51	-61.28	3.39	13.16	H
	3741	-56.13	-13	-43.13	-68.39	2.64	14.90	V
	5613	-55.30	-13	-42.30	-67.16	2.94	14.80	V
	7488	-51.87	-13	-38.87	-61.64	3.39	13.16	V

Remark: Spurious emissions within 30-1000MHz were found more than 20dB below limit line.

LTE Band 5 / 10MHz / QPSK								
Channel	Frequency (MHz)	ERP (dBm)	Limit (dBm)	Over Limit (dB)	S.G. Power (dBm)	TX Cable loss (dB)	TX Antenna Gain (dBi)	Polarization (H/V)
Middle	1664	-65.04	-13	-52.04	-72.01	1.58	10.70	H
	2496	-60.28	-13	-47.28	-68.53	2.102	12.50	H
	3330	-59.70	-13	-46.70	-68.59	2.856	13.90	H
	1664	-64.25	-13	-51.25	-71.22	1.58	10.70	V
	2496	-58.99	-13	-45.99	-67.24	2.10	12.50	V
	3330	-59.35	-13	-46.35	-68.24	2.86	13.90	V

Remark: Spurious emissions within 30-1000MHz were found more than 20dB below limit line.

LTE Band 13 / 5MHz / QPSK								
Channel	Frequency (MHz)	ERP (dBm)	Limit (dBm)	Over Limit (dB)	S.G. Power (dBm)	TX Cable loss (dB)	TX Antenna Gain (dBi)	Polarization (H/V)
Middle	1560	-65.61	-42.15	-23.46	-68.24	1.09	5.87	H
	2340	-61.55	-13	-48.55	-63.95	1.37	5.92	H
	3120	-58.90	-13	-45.90	-62.79	1.64	7.68	H
	1560	-64.85	-42.15	-22.70	-67.48	1.09	5.87	V
	2340	-59.92	-13	-46.92	-62.32	1.37	5.92	V
	3120	-59.14	-13	-46.14	-63.03	1.64	7.68	V

Remark: Spurious emissions within 30-1000MHz were found more than 20dB below limit line.



LTE Band 13 / 10MHz / QPSK								
Channel	Frequency (MHz)	ERP (dBm)	Limit (dBm)	Over Limit (dB)	S.G. Power (dBm)	TX Cable loss (dB)	TX Antenna Gain (dBi)	Polarization (H/V)
Middle	1556	-65.47	-13	-52.47	-68.10	1.09	5.87	H
	2332	-60.84	-13	-47.84	-63.24	1.37	5.92	H
	3108	-58.93	-13	-45.93	-62.82	1.64	7.68	H
	1556	-64.95	-13	-51.95	-67.58	1.09	5.87	V
	2332	-59.21	-13	-46.21	-61.61	1.37	5.92	V
	3108	-58.80	-13	-45.80	-62.69	1.64	7.68	V

Remark: Spurious emissions within 30-1000MHz were found more than 20dB below limit line.

LTE Band 66 / 20MHz / QPSK								
Channel	Frequency (MHz)	EIRP (dBm)	Limit (dBm)	Over Limit (dB)	S.G. Power (dBm)	TX Cable loss (dB)	TX Antenna Gain (dBi)	Polarization (H/V)
Middle	3471	-51.24	-13	-38.24	-61.98	2.604	13.34	H
	5208	-50.76	-13	-37.76	-61.27	3.011	13.52	H
	6948	-54.08	-13	-41.08	-64.28	3.271	13.47	H
	3471	-53.62	-13	-40.62	-64.36	2.604	13.34	V
	5208	-52.48	-13	-39.48	-62.99	3.011	13.52	V
	6948	-54.27	-13	-41.27	-64.47	3.271	13.47	V

Remark: Spurious emissions within 30-1000MHz were found more than 20dB below limit line.

LTE Band 5B_CA / 10MHz +10MHz / QPSK								
Channel	Frequency (MHz)	ERP (dBm)	Limit (dBm)	Over Limit (dB)	S.G. Power (dBm)	TX Cable loss (dB)	TX Antenna Gain (dBi)	Polarization (H/V)
Middle	1664.00	-66.04	-13	-53.04	-69.28	1.11	6.50	H
	2496.00	-61.00	-13	-48.00	-63.62	1.43	6.20	H
	3330.00	-60.47	-13	-47.47	-64.91	1.71	8.30	H
	1664.00	-65.13	-13	-52.13	-68.37	1.11	6.50	V
	2496.00	-59.37	-13	-46.37	-61.99	1.43	6.20	V
	3330.00	-61.10	-13	-48.10	-65.54	1.71	8.30	V

Remark: Spurious emissions within 30-1000MHz were found more than 20dB below limit line.



LTE Band 66B_CA / 10MHz +10MHz / QPSK								
Channel	Frequency (MHz)	EIRP (dBm)	Limit (dBm)	Over Limit (dB)	S.G. Power (dBm)	TX Cable loss (dB)	TX Antenna Gain (dBi)	Polarization (H/V)
Middle	3501	-57.73	-13	-44.73	-68.47	2.604	13.34	H
	5250	-55.71	-13	-42.71	-66.22	3.011	13.52	H
	6996	-54.49	-13	-41.49	-64.69	3.271	13.47	H
	3501	-58.16	-13	-45.16	-68.90	2.604	13.34	V
	5250	-55.50	-13	-42.50	-66.01	3.011	13.52	V
	6996	-54.57	-13	-41.57	-64.77	3.271	13.47	V

Remark: Spurious emissions within 30-1000MHz were found more than 20dB below limit line.

LTE Band 66C_CA / 20MHz +20MHz / QPSK								
Channel	Frequency (MHz)	EIRP (dBm)	Limit (dBm)	Over Limit (dB)	S.G. Power (dBm)	TX Cable loss (dB)	TX Antenna Gain (dBi)	Polarization (H/V)
Middle	3489	-57.95	-13	-44.95	-68.69	2.604	13.34	H
	5235	-55.57	-13	-42.57	-66.08	3.011	13.52	H
	6984	-54.41	-13	-41.41	-64.61	3.271	13.47	H
	3489	-58.43	-13	-45.43	-69.17	2.604	13.34	V
	5235	-55.69	-13	-42.69	-66.20	3.011	13.52	V
	6984	-54.74	-13	-41.74	-64.94	3.271	13.47	V

Remark: Spurious emissions within 30-1000MHz were found more than 20dB below limit line.