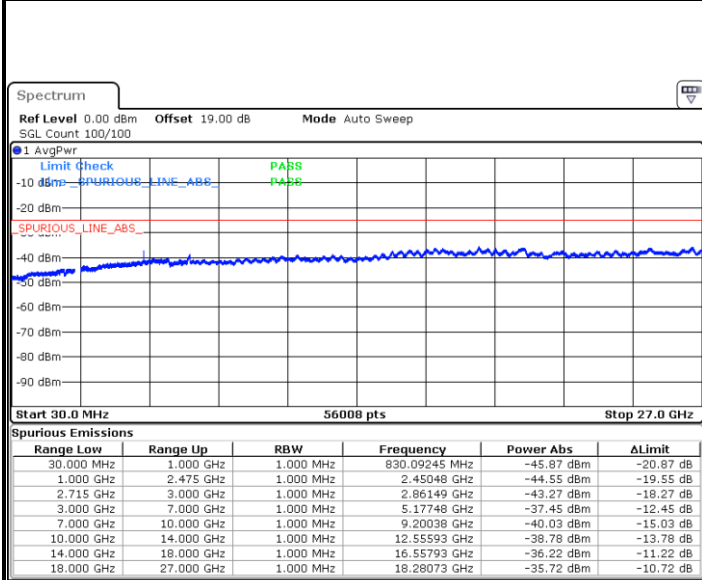




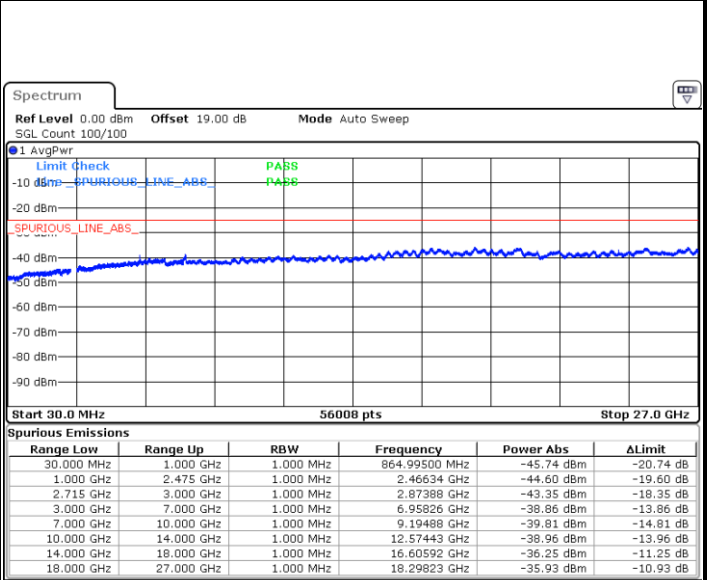
LTE Band 41 / 10MHz

Middle Channel / QPSK



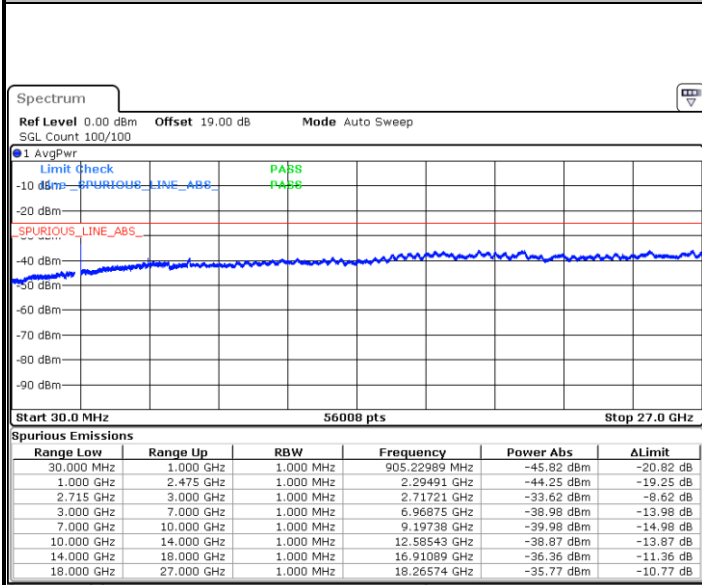
Date: 29.AUG.2019 21:44:34

Middle Channel / 16QAM



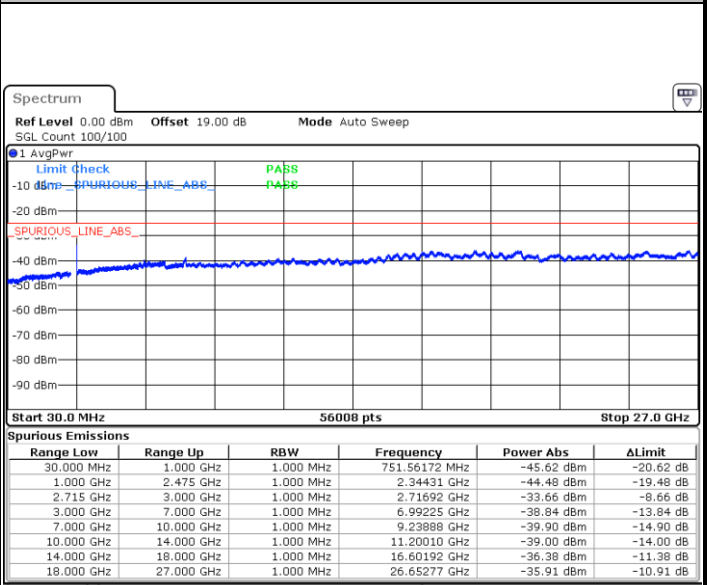
Date: 29.AUG.2019 21:47:17

Highest Channel / QPSK



Date: 29.AUG.2019 21:45:28

Highest Channel / 16QAM



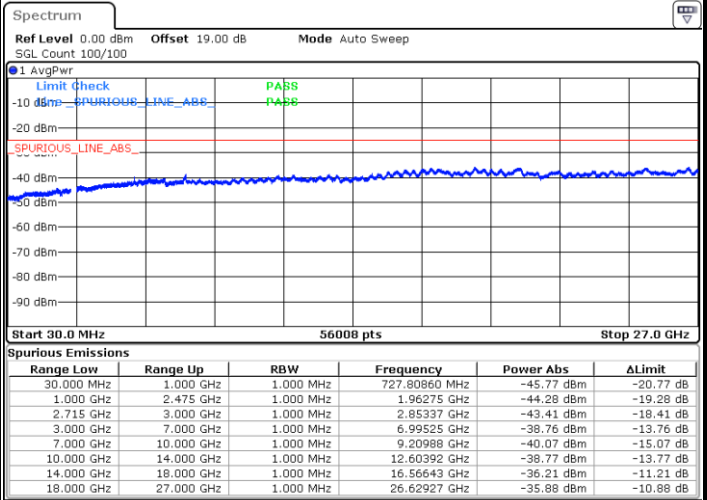
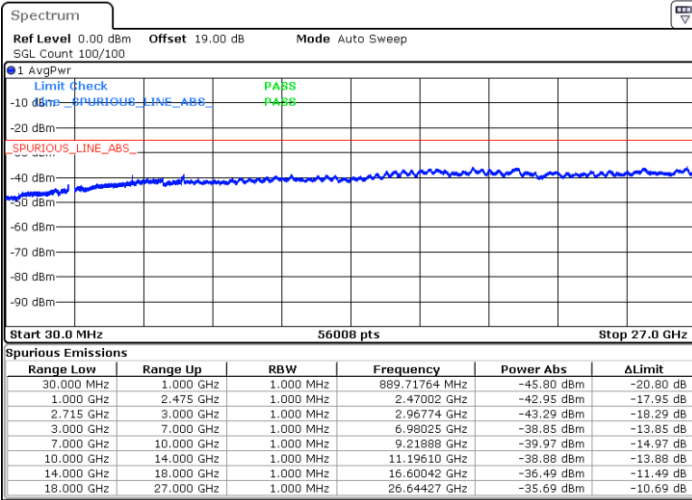
Date: 29.AUG.2019 21:48:11



LTE Band 41 / 15MHz

Lowest Channel / QPSK

Lowest Channel / 16QAM

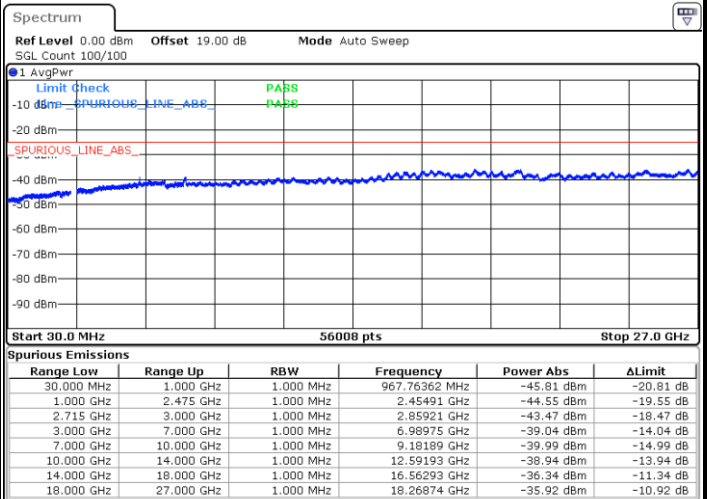
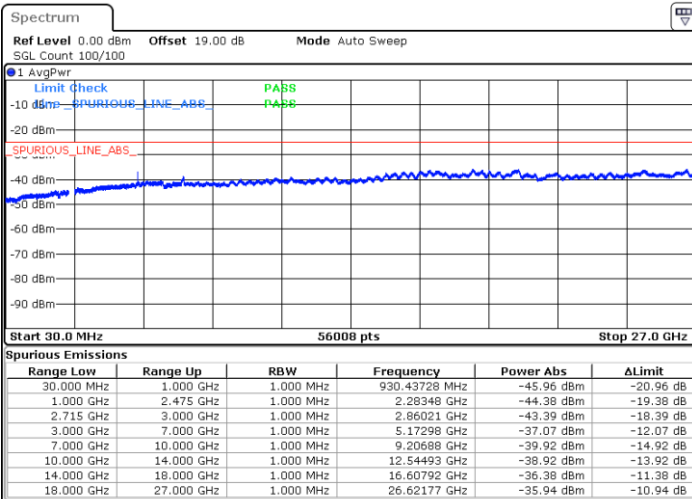


Date: 29.AUG.2019 21:49:06

Date: 29.AUG.2019 21:51:49

Middle Channel / QPSK

Middle Channel / 16QAM



Date: 29.AUG.2019 21:50:00

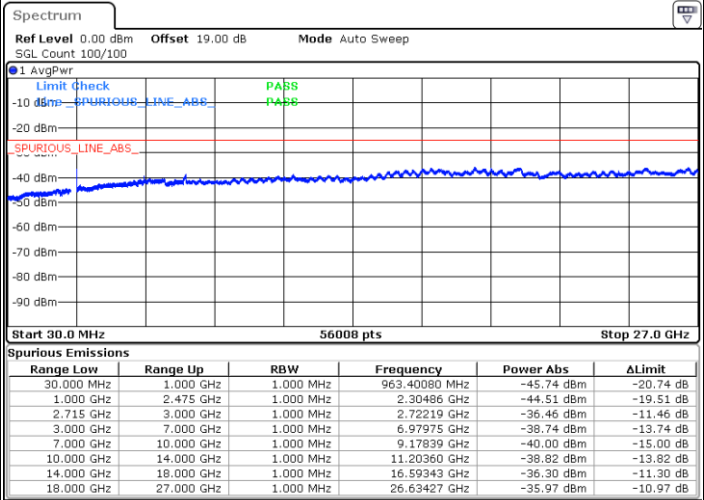
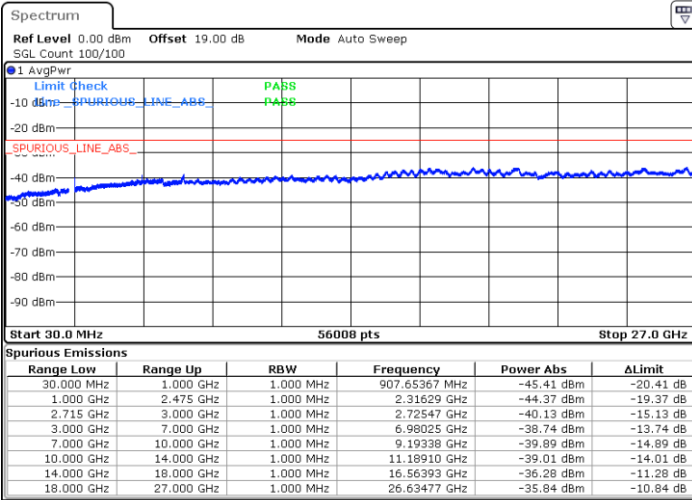
Date: 29.AUG.2019 21:52:43



LTE Band 41 / 15MHz

Highest Channel / QPSK

Highest Channel / 16QAM



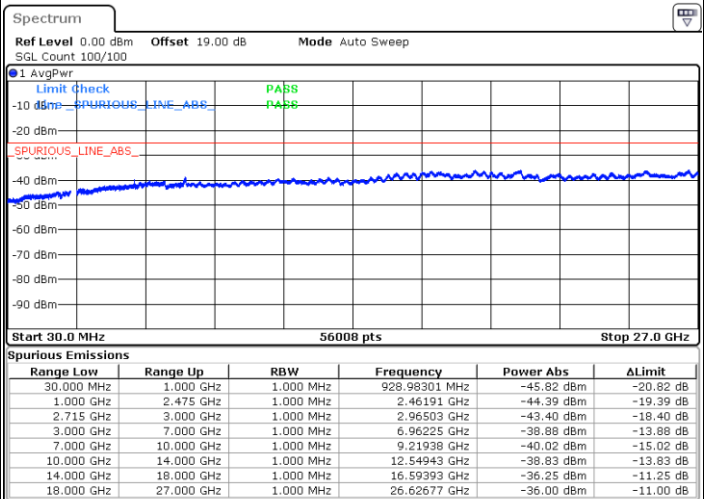
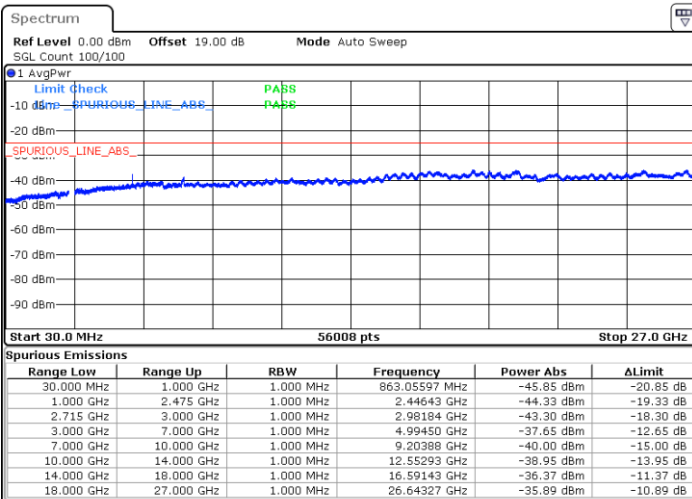
Date: 29.AUG.2019 21:50:54

Date: 29.AUG.2019 21:53:37

LTE Band 41 / 20MHz

Lowest Channel / QPSK

Lowest Channel / 16QAM



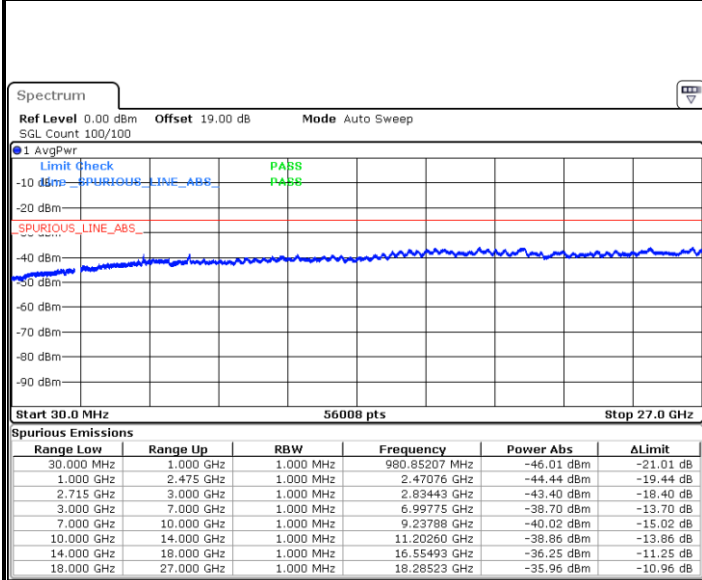
Date: 29.AUG.2019 21:54:31

Date: 29.AUG.2019 21:57:14



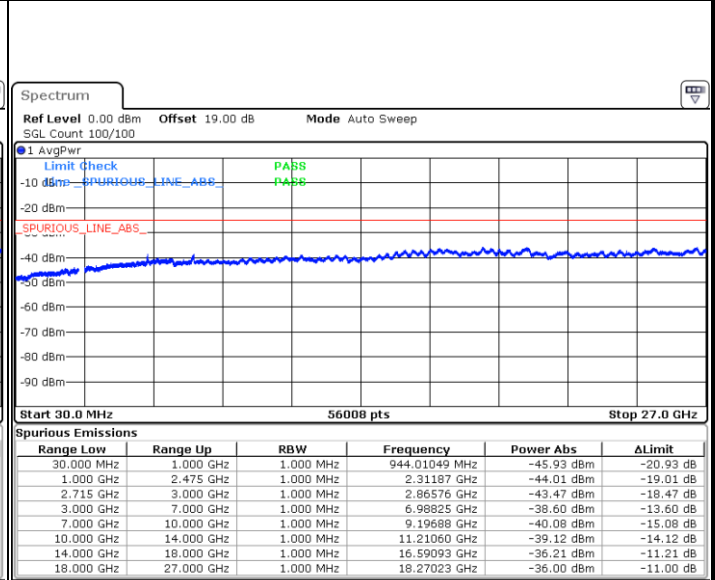
LTE Band 41 / 20MHz

Middle Channel / QPSK



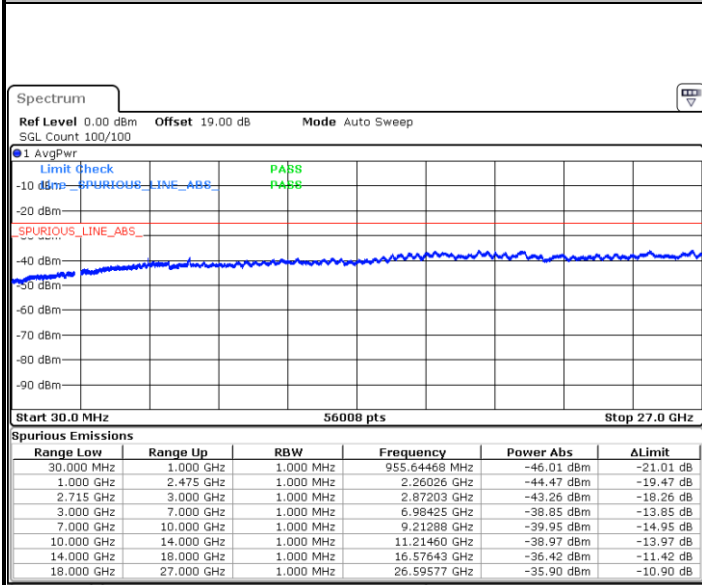
Date: 29.AUG.2019 21:55:26

Middle Channel / 16QAM



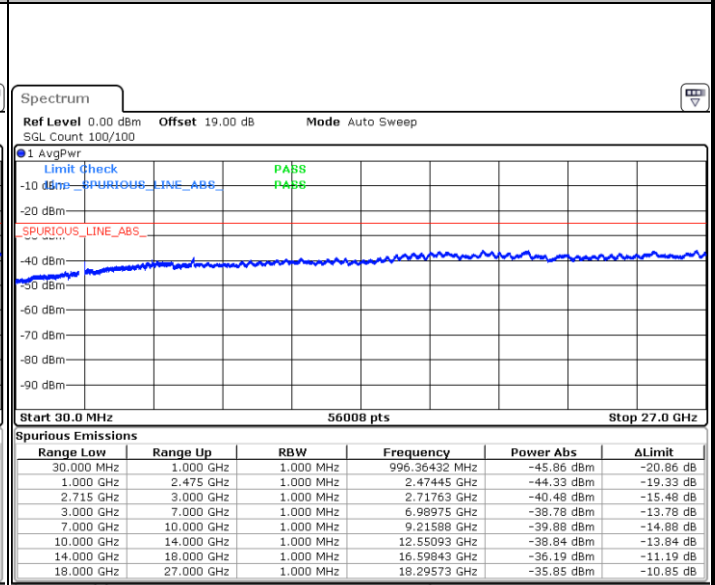
Date: 29.AUG.2019 21:58:09

Highest Channel / QPSK



Date: 29.AUG.2019 21:56:20

Highest Channel / 16QAM



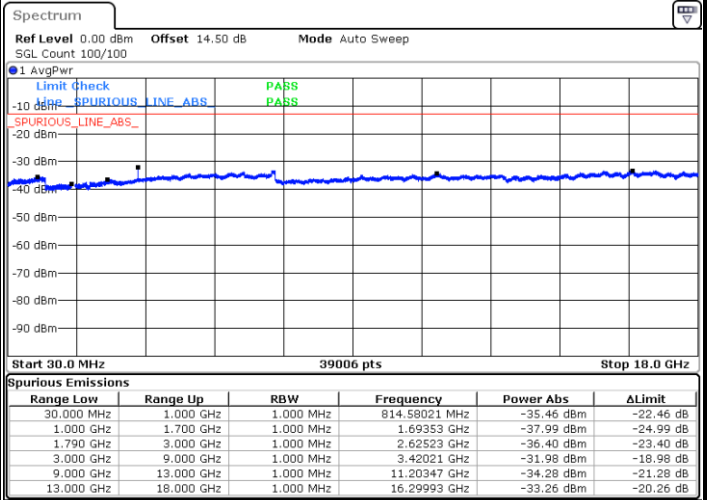
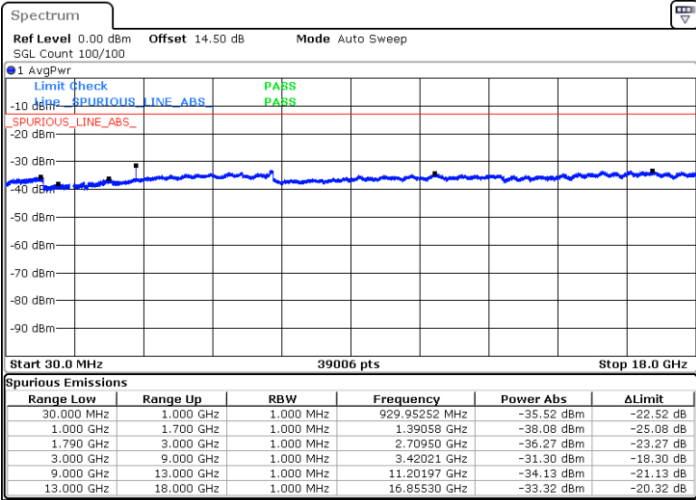
Date: 29.AUG.2019 21:59:03



LTE Band 66 / 1.4MHz

Lowest Channel / QPSK

Lowest Channel / 16QAM

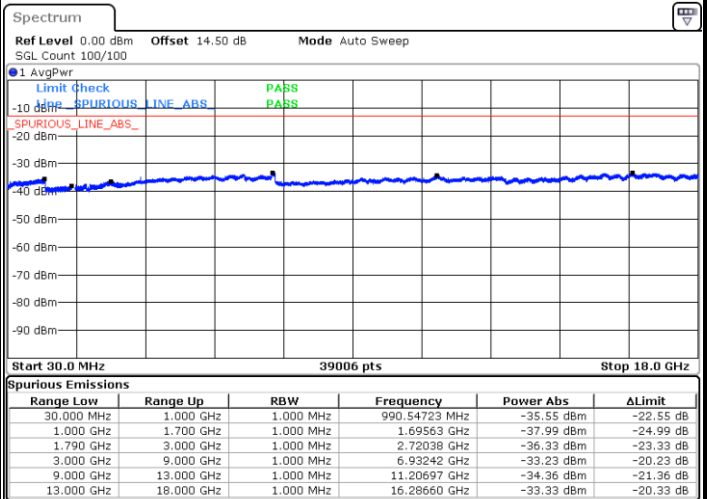
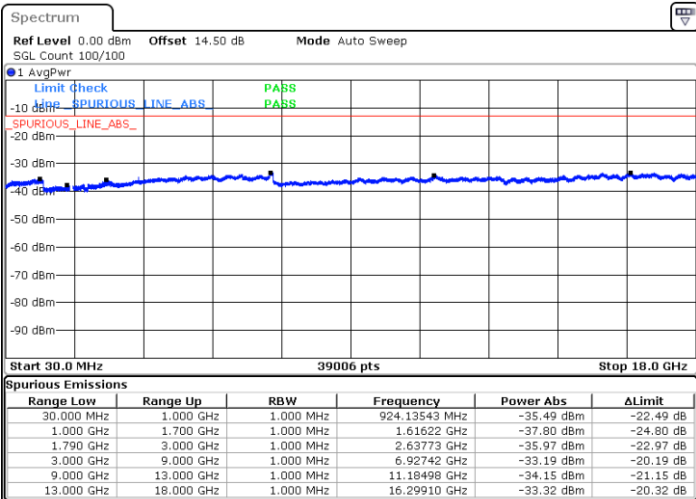


Date: 30.AUG.2019 11:32:26

Date: 30.AUG.2019 11:35:41

Middle Channel / QPSK

Middle Channel / 16QAM



Date: 30.AUG.2019 11:57:21

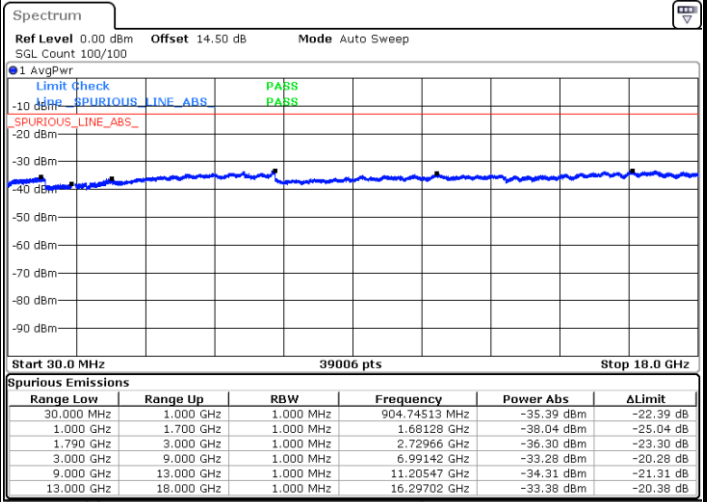
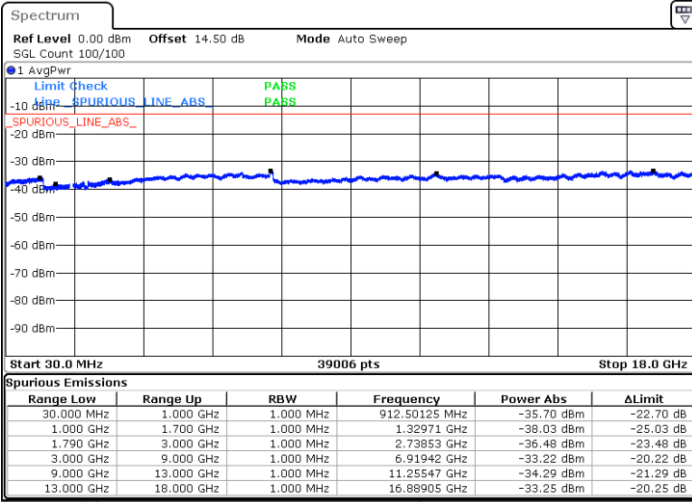
Date: 30.AUG.2019 11:56:15



LTE Band 66 / 1.4MHz

Highest Channel / QPSK

Highest Channel / 16QAM



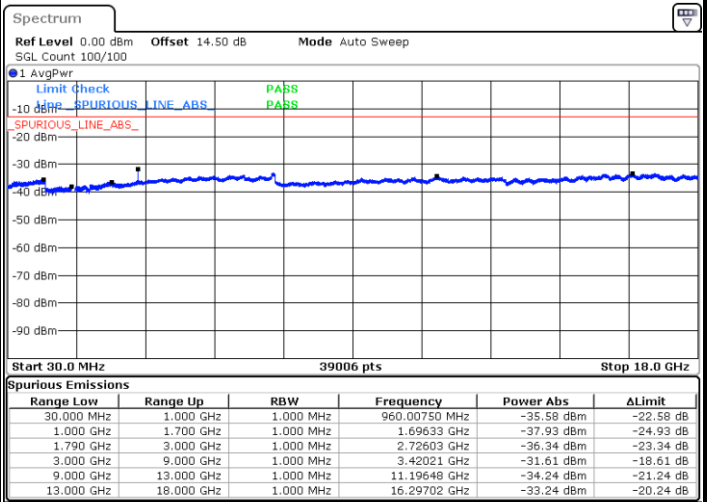
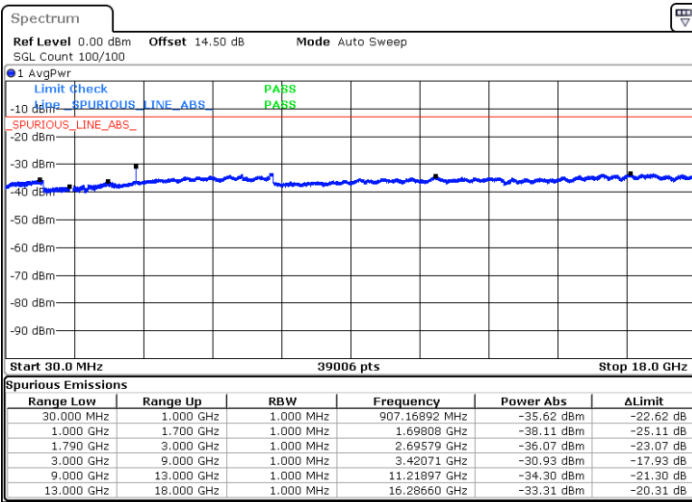
Date: 30 AUG 2019 13:42:24

Date: 30 AUG 2019 13:46:29

LTE Band 66 / 3MHz

Lowest Channel / QPSK

Lowest Channel / 16QAM



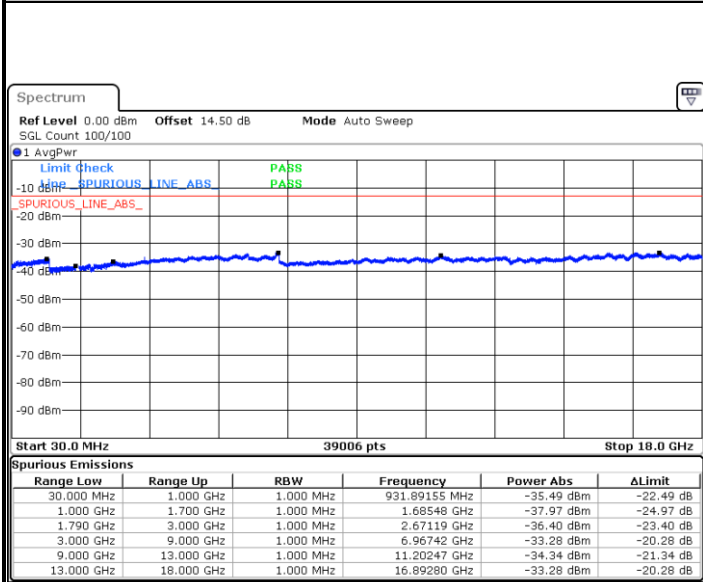
Date: 30 AUG 2019 13:57:29

Date: 30 AUG 2019 13:54:19



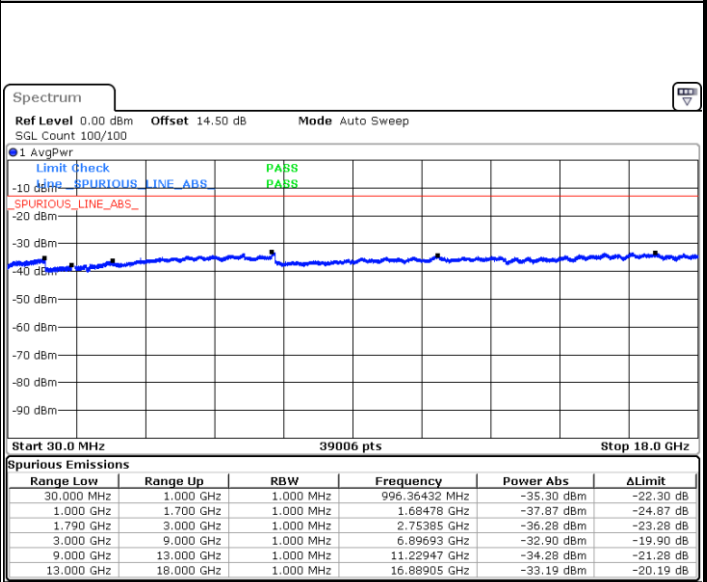
LTE Band 66 / 3MHz

Middle Channel / QPSK



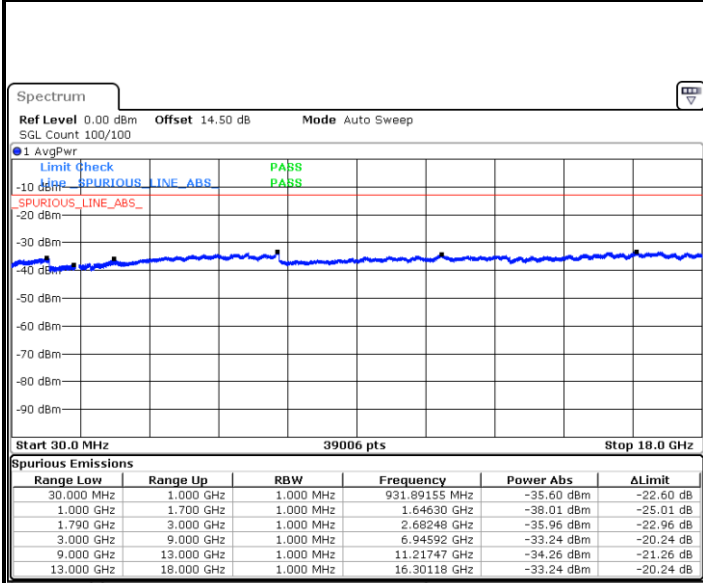
Date: 30.AUG.2019 14:51:55

Middle Channel / 16QAM



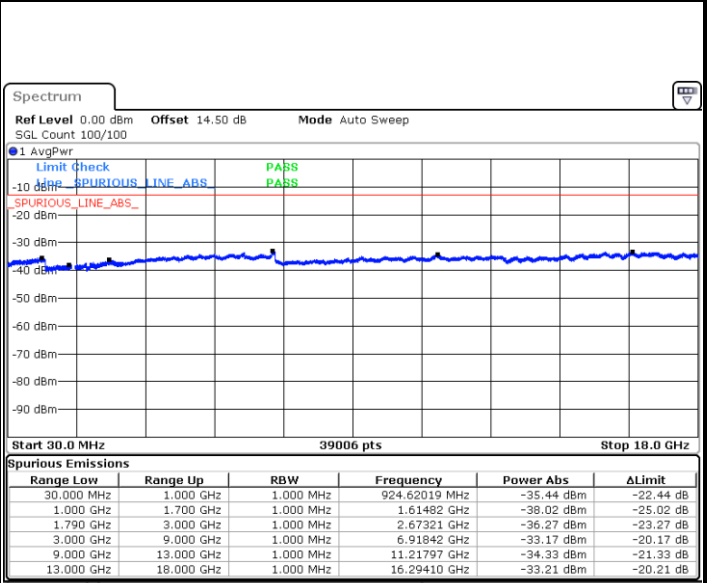
Date: 30.AUG.2019 14:53:55

Highest Channel / QPSK



Date: 30.AUG.2019 15:05:26

Highest Channel / 16QAM



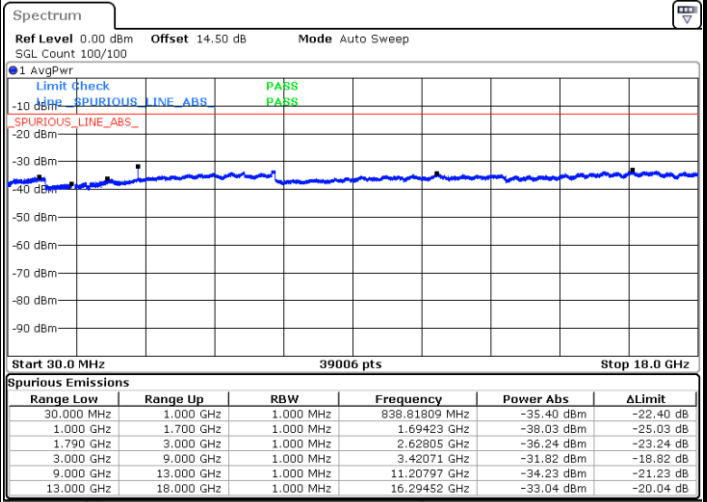
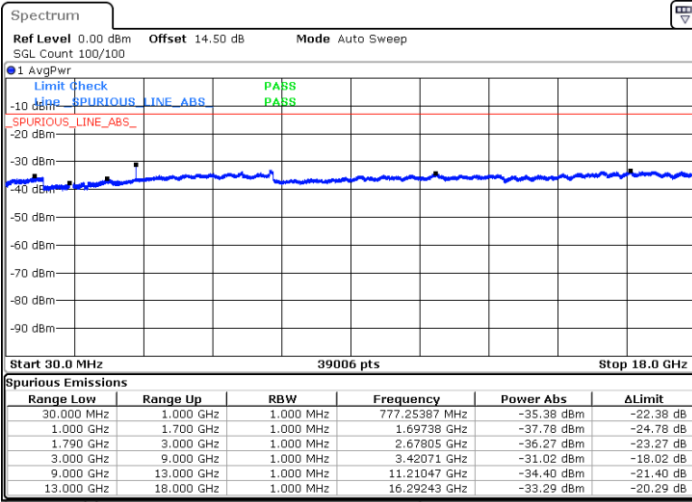
Date: 30.AUG.2019 15:02:25



LTE Band 66 / 5MHz

Lowest Channel / QPSK

Lowest Channel / 16QAM

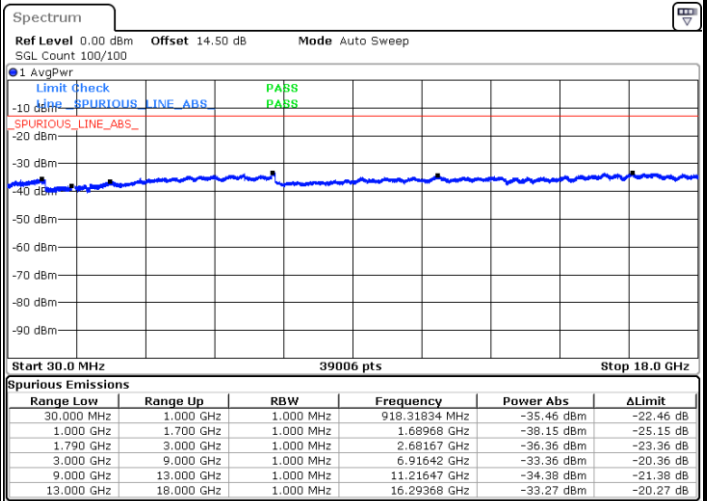
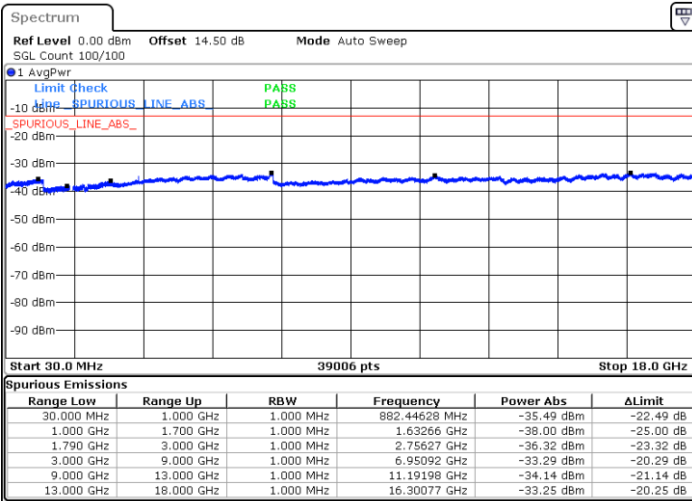


Date: 30.AUG.2019 17:26:59

Date: 30.AUG.2019 17:28:21

Middle Channel / QPSK

Middle Channel / 16QAM



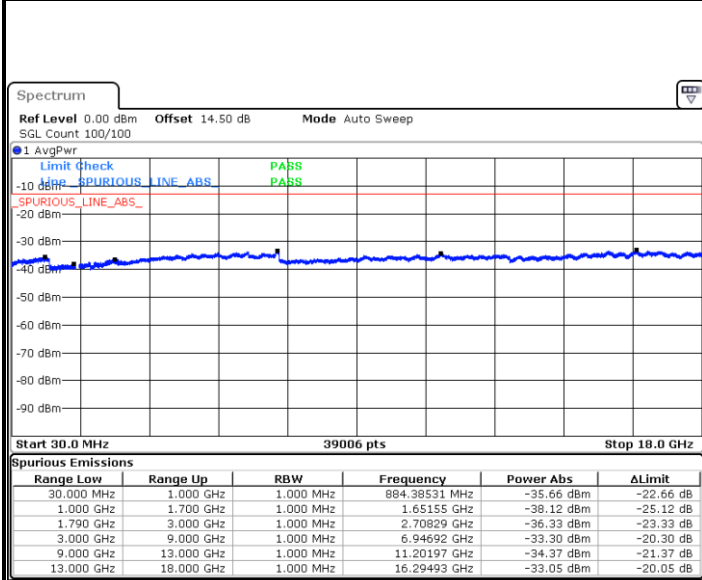
Date: 30.AUG.2019 17:36:31

Date: 30.AUG.2019 17:35:36



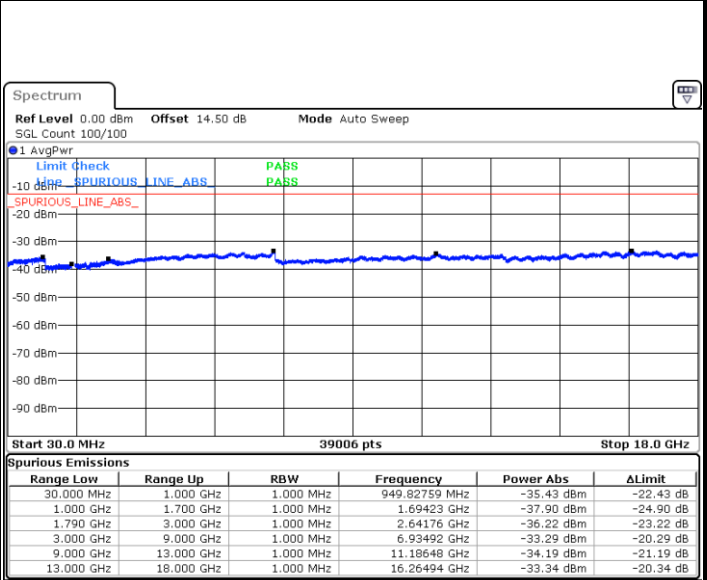
LTE Band 66 / 5MHz

Highest Channel / QPSK



Date: 30.AUG.2019 17:39:40

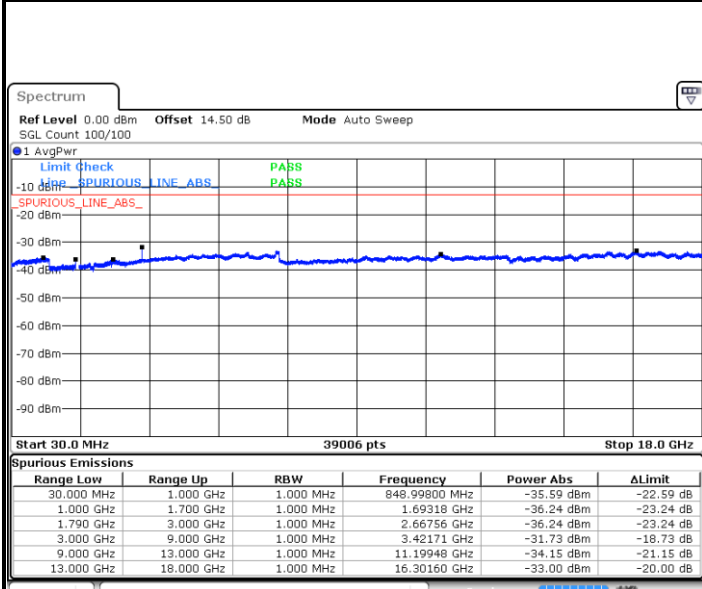
Highest Channel / 16QAM



Date: 30.AUG.2019 17:41:16

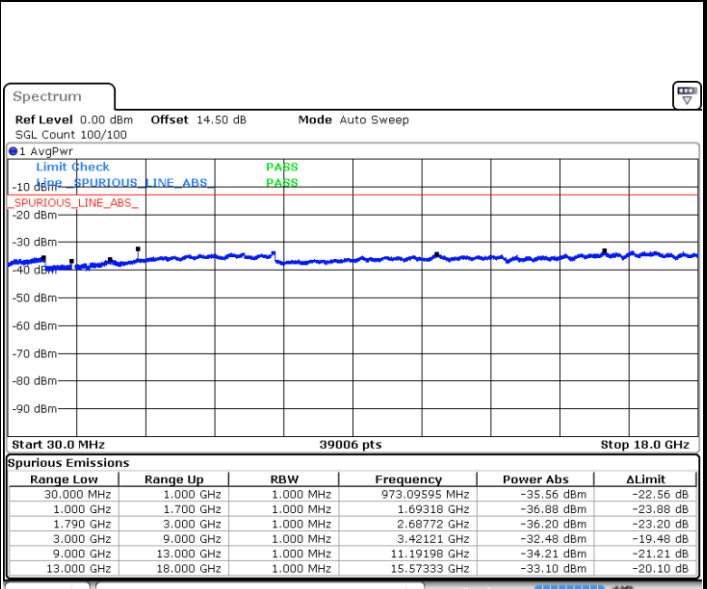
LTE Band 66 / 10MHz

Lowest Channel / QPSK



Date: 1.SEP.2019 10:55:44

Lowest Channel / 16QAM



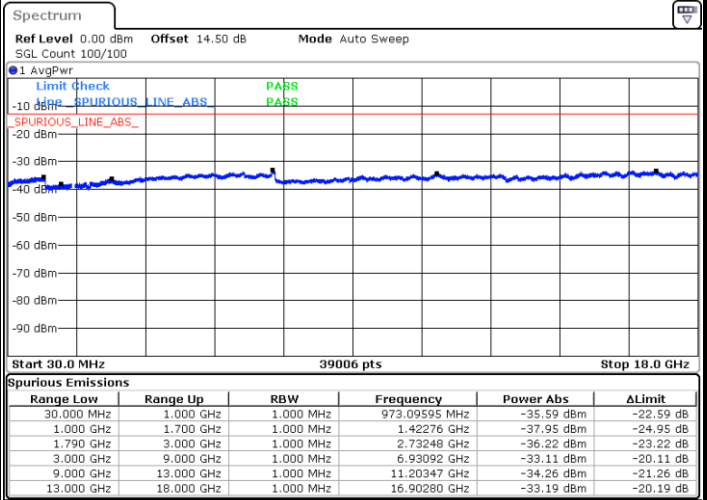
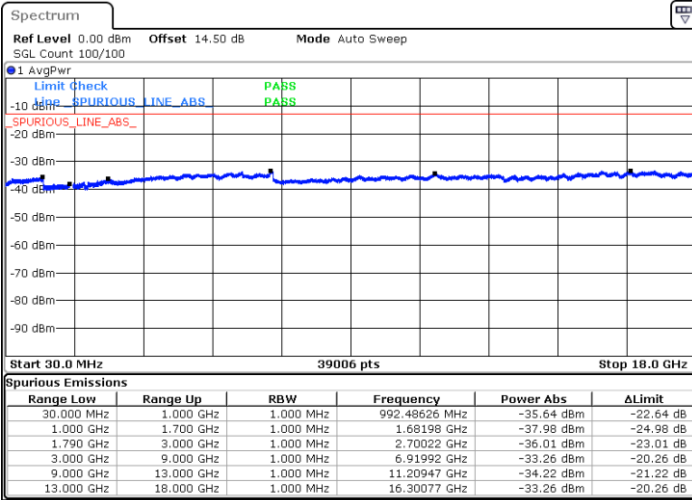
Date: 1.SEP.2019 10:57:08



LTE Band 66 / 10MHz

Middle Channel / QPSK

Middle Channel / 16QAM

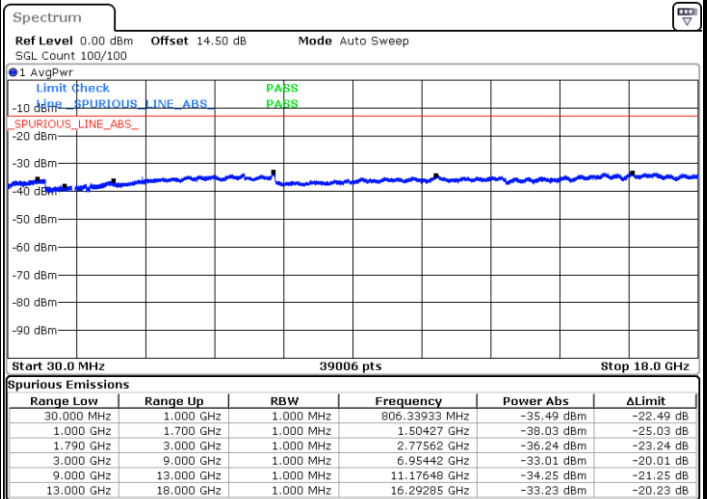
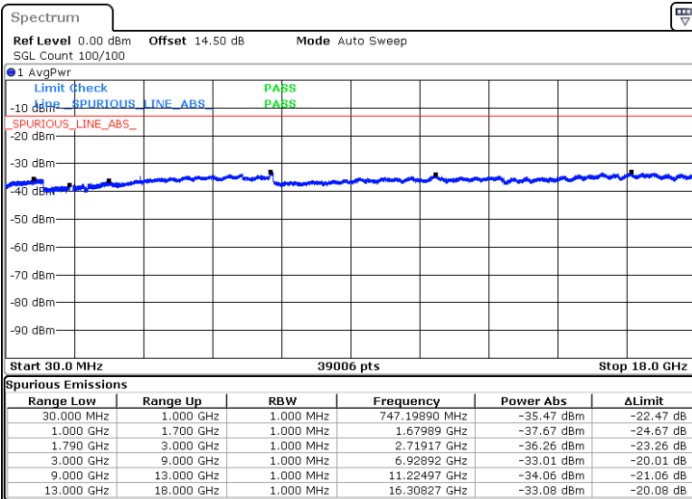


Date: 1.SEP.2019 11:21:43

Date: 1.SEP.2019 11:03:14

Highest Channel / QPSK

Highest Channel / 16QAM



Date: 1.SEP.2019 11:14:55

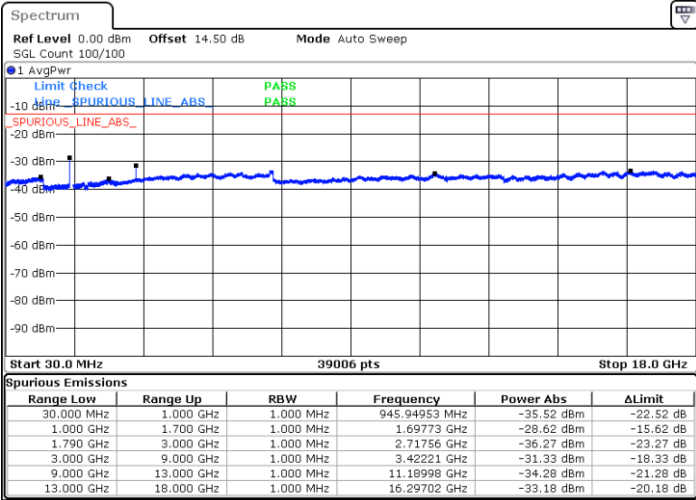
Date: 1.SEP.2019 11:11:05



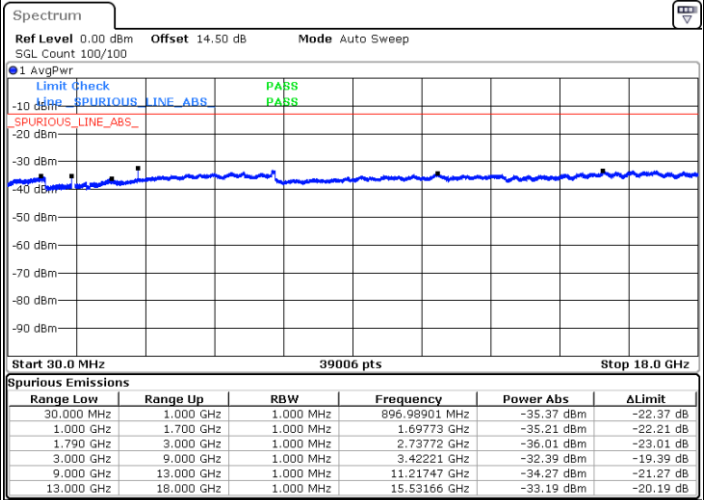
LTE Band 66 / 15MHz

Lowest Channel / QPSK

Lowest Channel / 16QAM



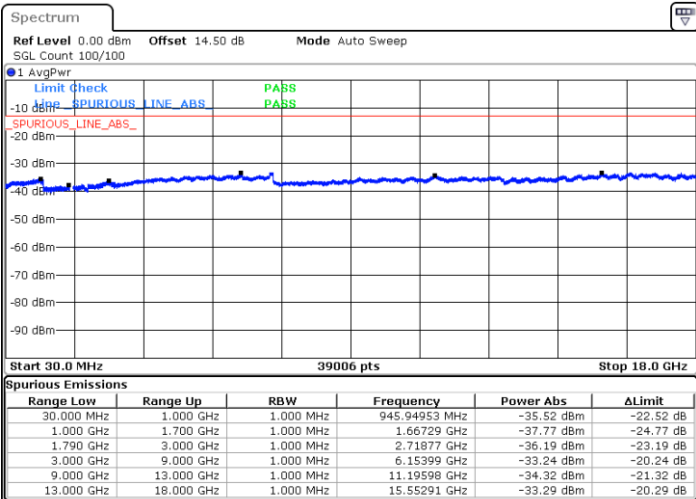
Date: 1.SEP.2019 12:48:21



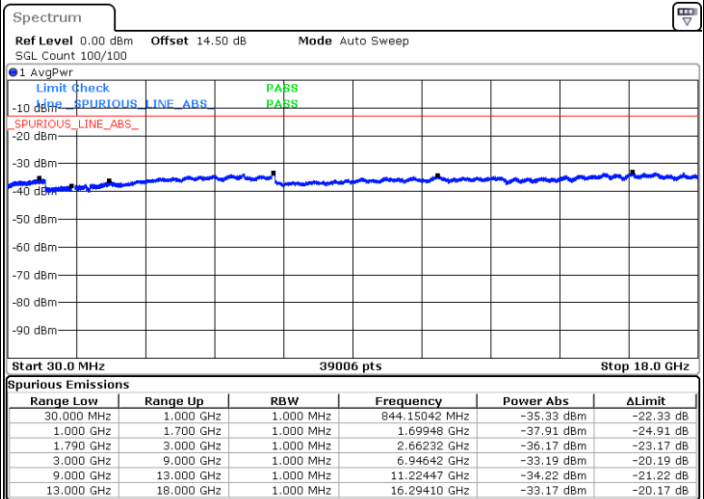
Date: 1.SEP.2019 12:50:02

Middle Channel / QPSK

Middle Channel / 16QAM



Date: 1.SEP.2019 12:58:50



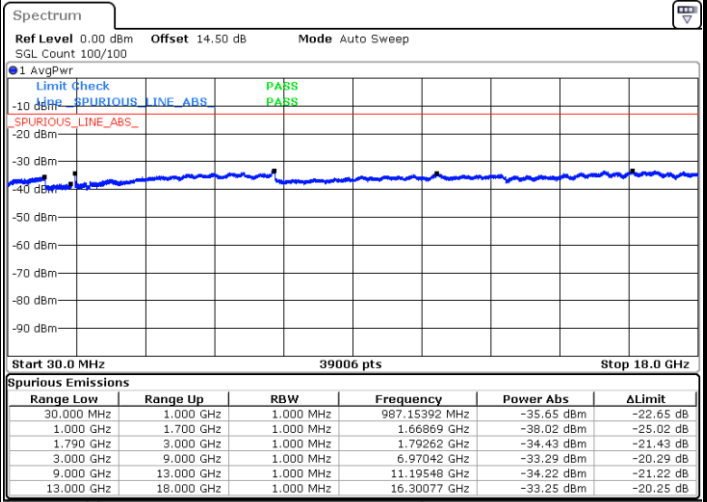
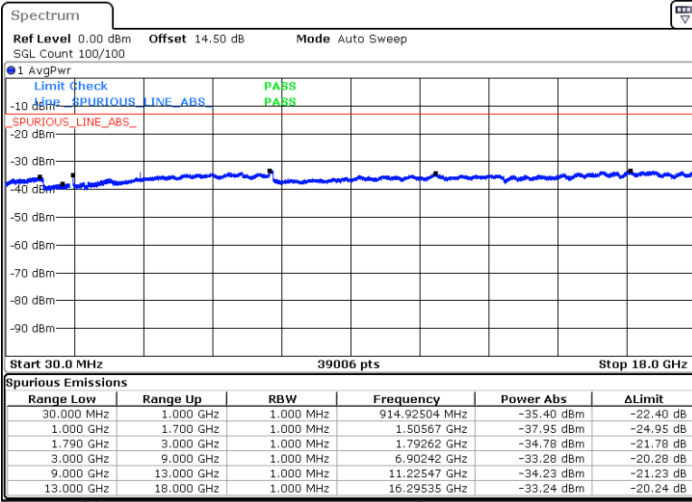
Date: 1.SEP.2019 12:57:27



LTE Band 66 / 15MHz

Highest Channel / QPSK

Highest Channel / 16QAM



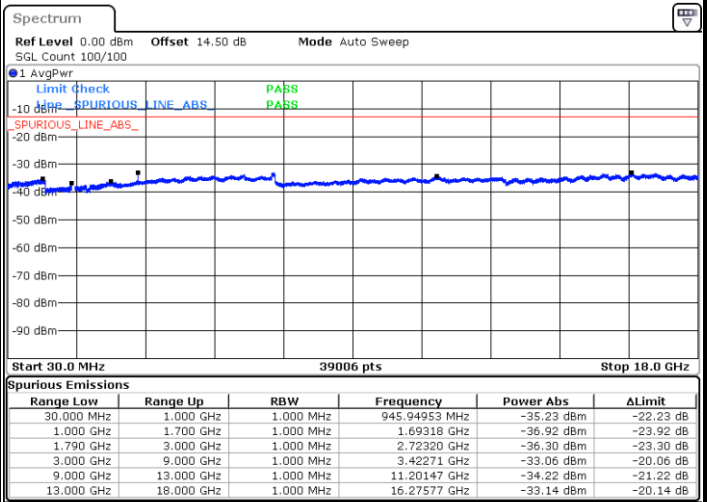
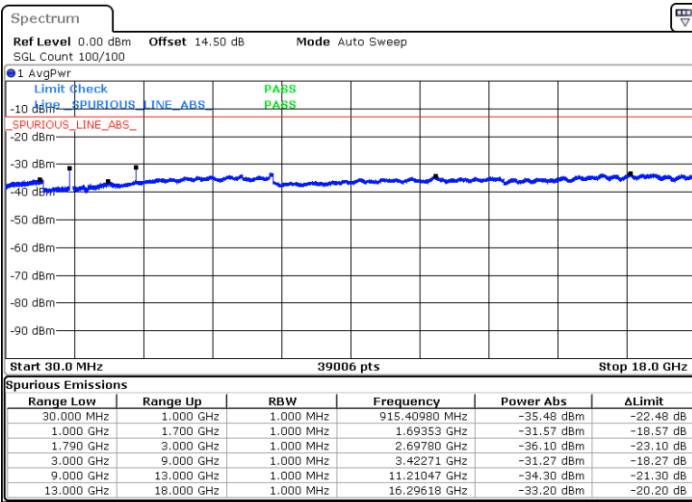
Date: 1.SEP.2019 13:02:32

Date: 1.SEP.2019 13:05:45

LTE Band 66 / 20MHz

Lowest Channel / QPSK

Lowest Channel / 16QAM



Date: 1.SEP.2019 13:23:25

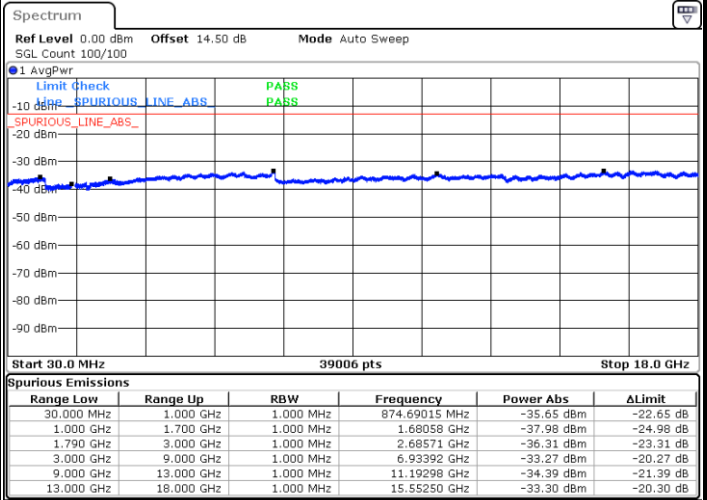
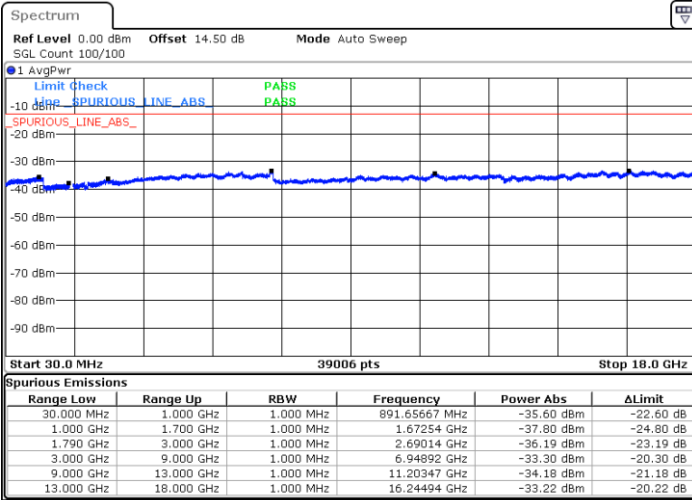
Date: 1.SEP.2019 13:19:11



LTE Band 66 / 20MHz

Middle Channel / QPSK

Middle Channel / 16QAM

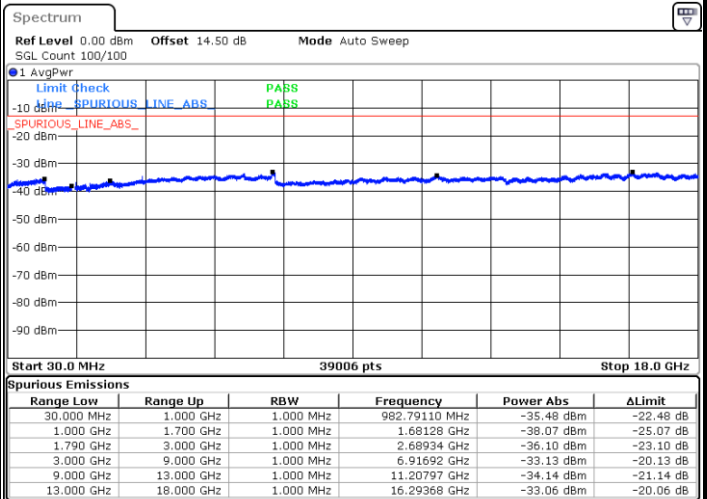
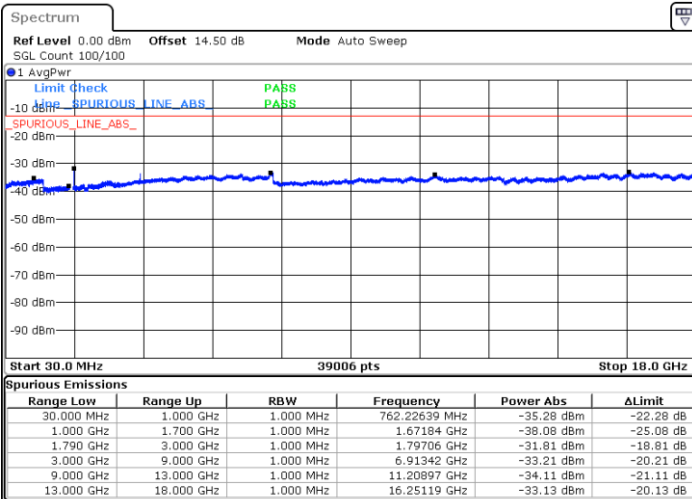


Date: 1.SEP.2019 13:29:36

Date: 1.SEP.2019 13:30:35

Highest Channel / QPSK

Highest Channel / 16QAM



Date: 1.SEP.2019 13:52:18

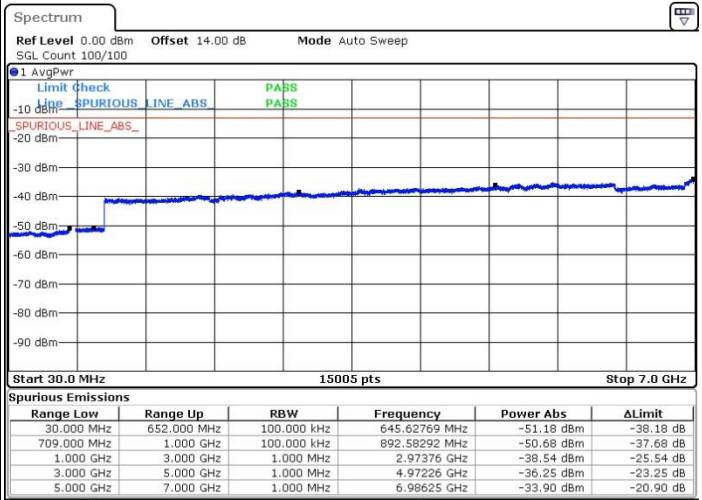
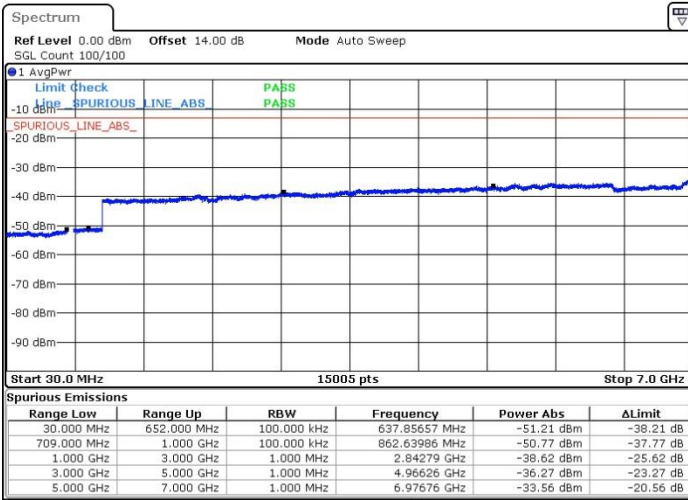
Date: 1.SEP.2019 13:43:38



LTE Band 71 / 5MHz

Lowest Channel / QPSK

Lowest Channel / 16QAM

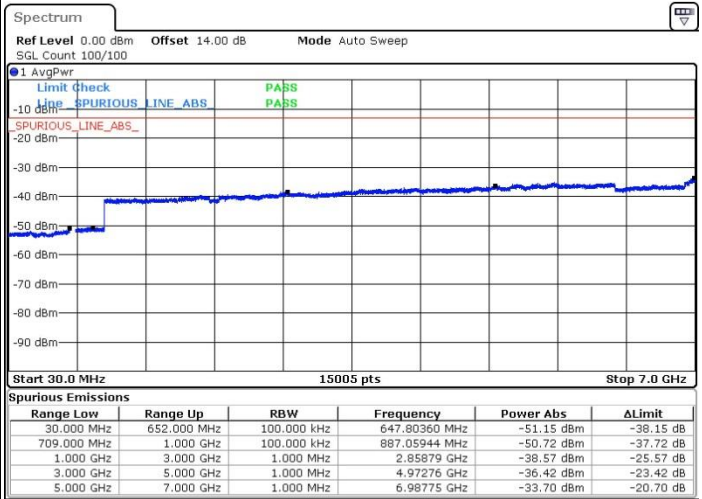
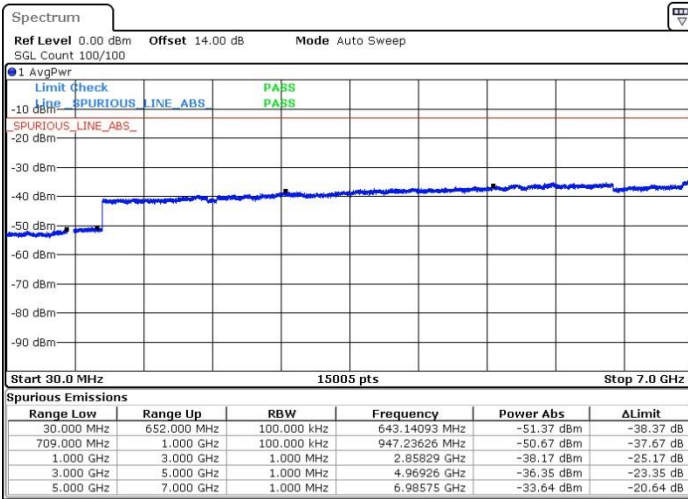


Date: 1.SEP.2019 06:05:06

Date: 1.SEP.2019 06:37:59

Middle Channel / QPSK

Middle Channel / 16QAM



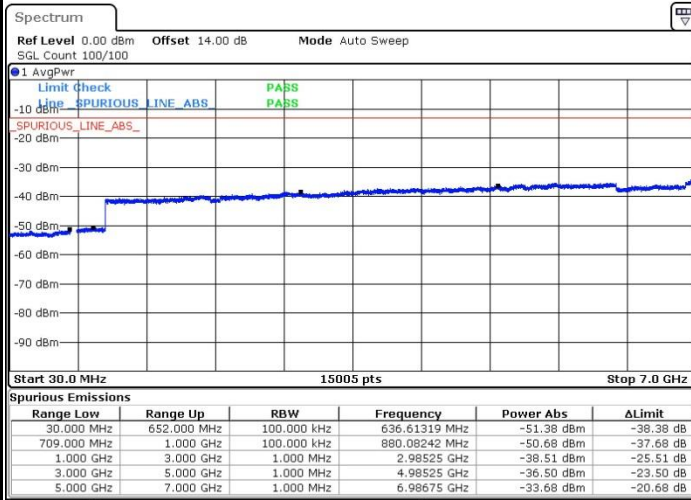
Date: 1.SEP.2019 06:06:08

Date: 1.SEP.2019 06:44:05



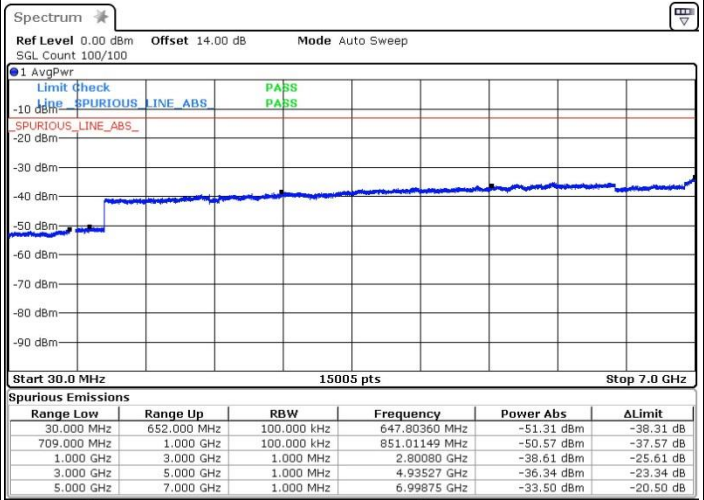
LTE Band 71 / 5MHz

Highest Channel / QPSK



Date: 1.SEP.2019 06:22:53

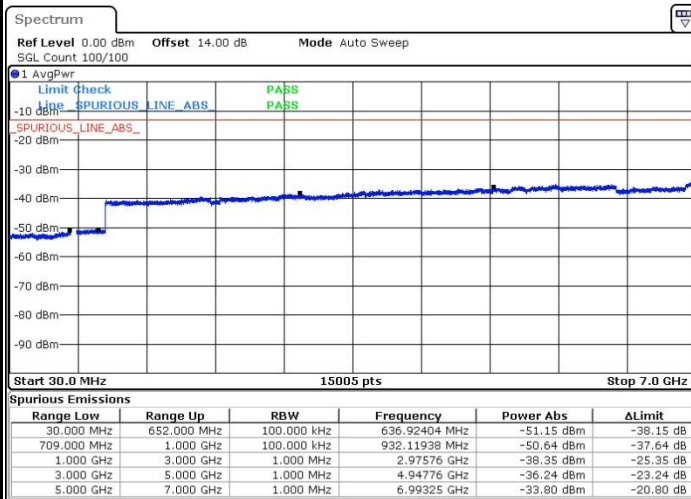
Highest Channel / 16QAM



Date: 1.SEP.2019 06:23:58

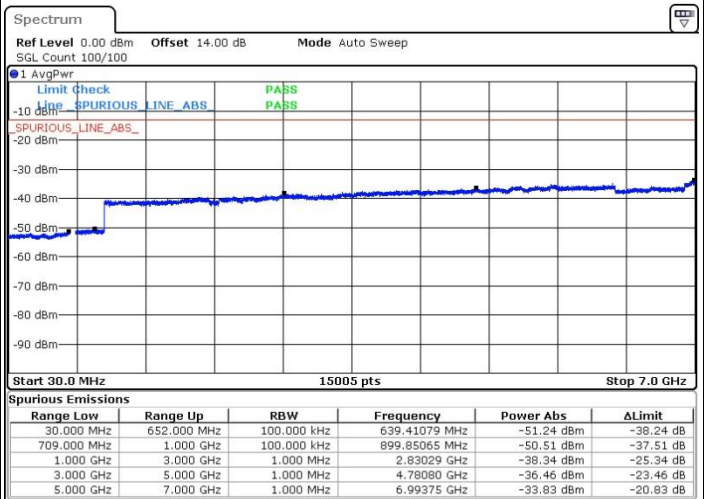
LTE Band 71 / 10MHz

Lowest Channel / QPSK



Date: 1.SEP.2019 06:36:50

Lowest Channel / 16QAM



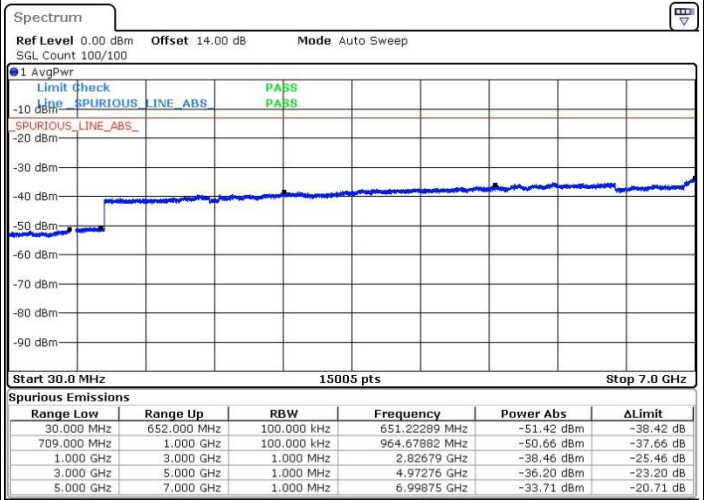
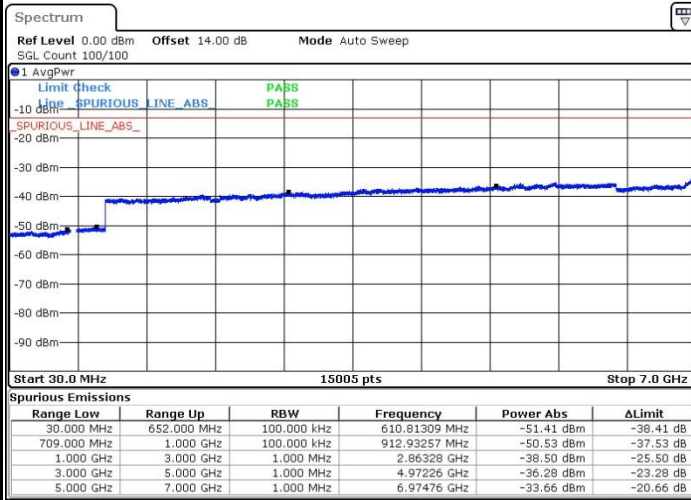
Date: 1.SEP.2019 06:45:42



LTE Band 71 / 10MHz

Middle Channel / QPSK

Middle Channel / 16QAM

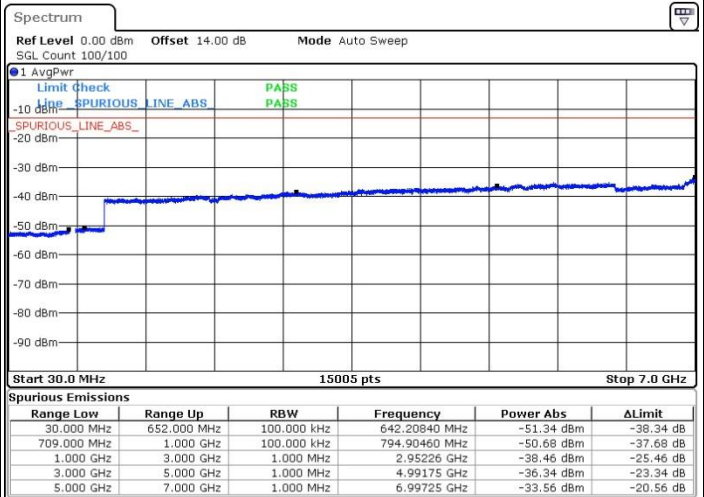
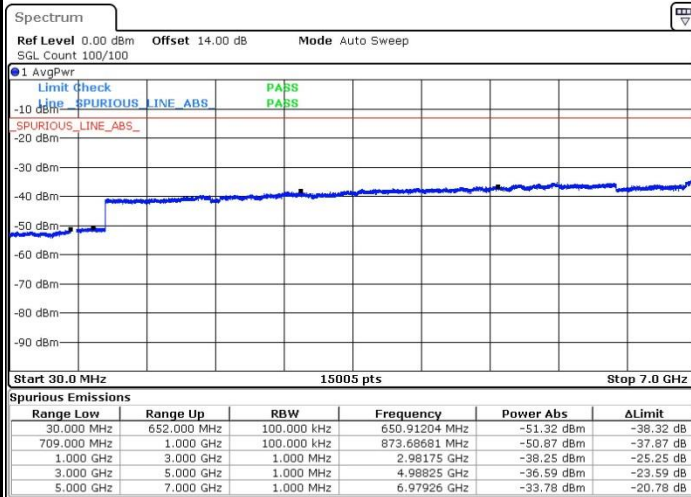


Date: 1.SEP.2019 06:46:38

Date: 1.SEP.2019 06:46:14

Highest Channel / QPSK

Highest Channel / 16QAM



Date: 1.SEP.2019 07:05:57

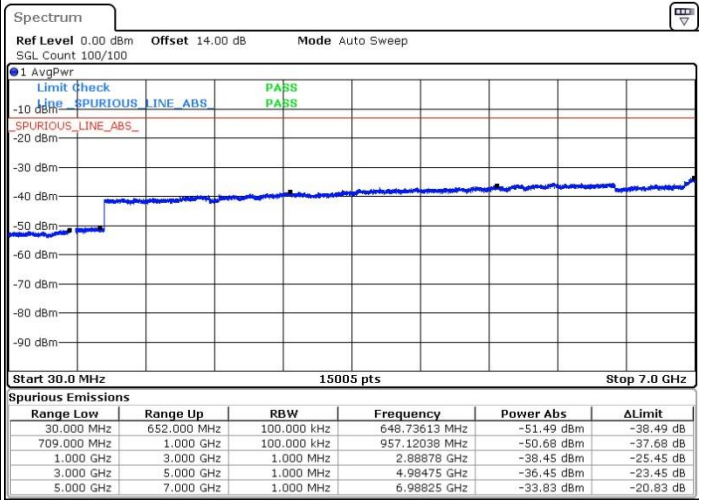
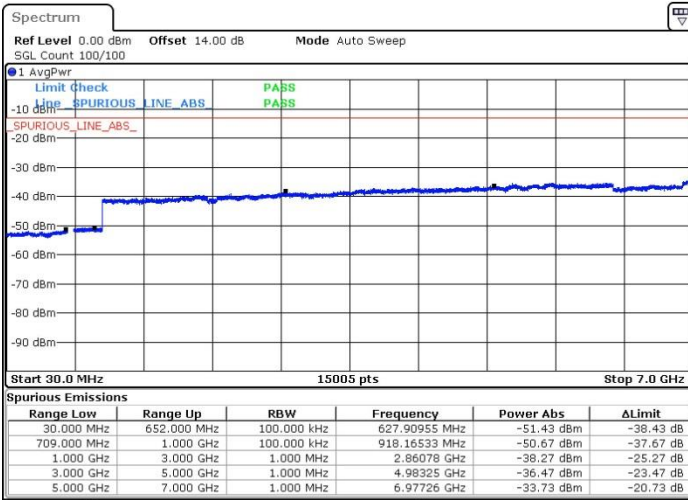
Date: 1.SEP.2019 07:02:02



LTE Band 71 / 15MHz

Lowest Channel / QPSK

Lowest Channel / 16QAM

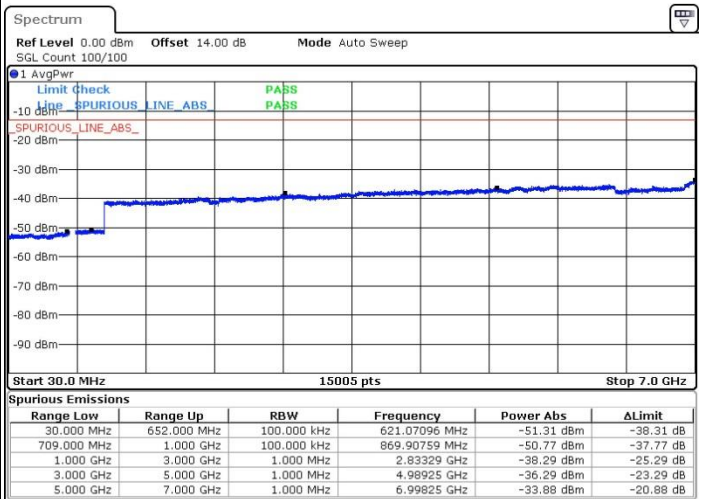
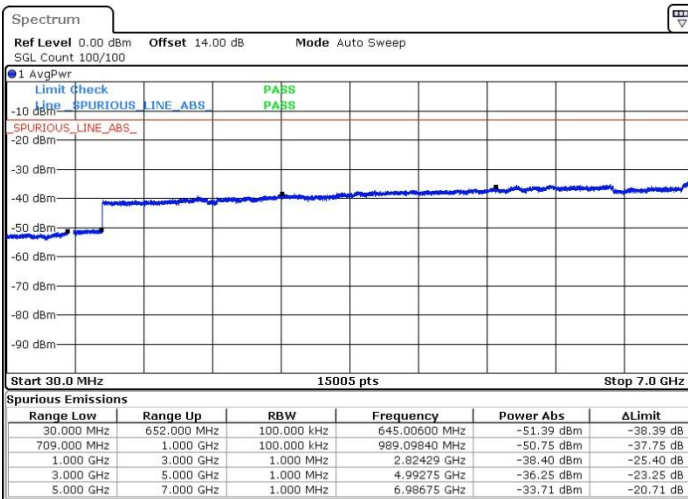


Date: 1.SEP.2019 07:35:48

Date: 1.SEP.2019 07:33:37

Middle Channel / QPSK

Middle Channel / 16QAM



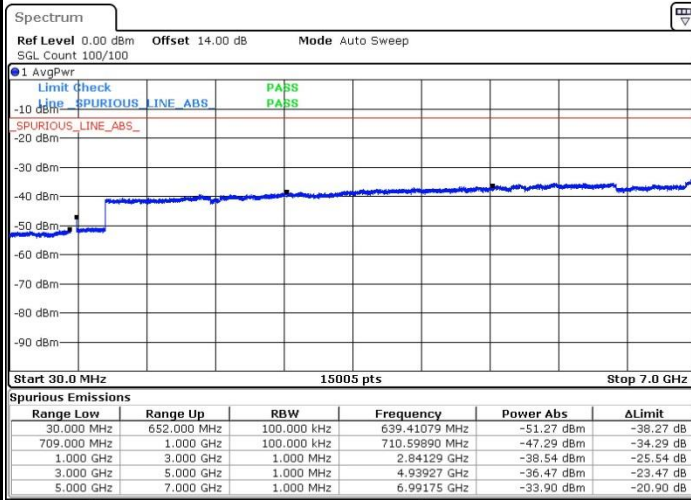
Date: 1.SEP.2019 07:36:45

Date: 1.SEP.2019 07:37:14



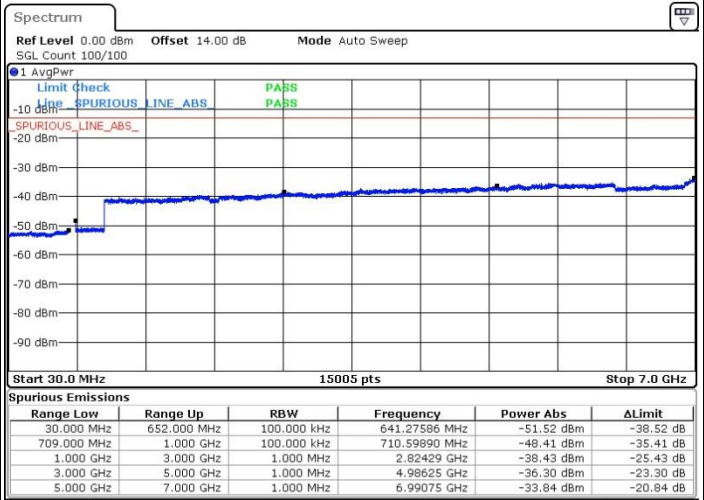
LTE Band71 / 15MHz

Highest Channel / QPSK



Date: 1.SEP.2019 07:44:57

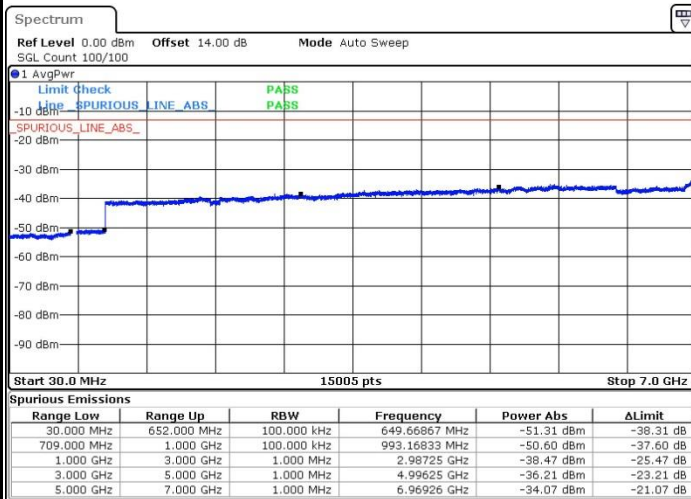
Highest Channel / 16QAM



Date: 1.SEP.2019 07:43:55

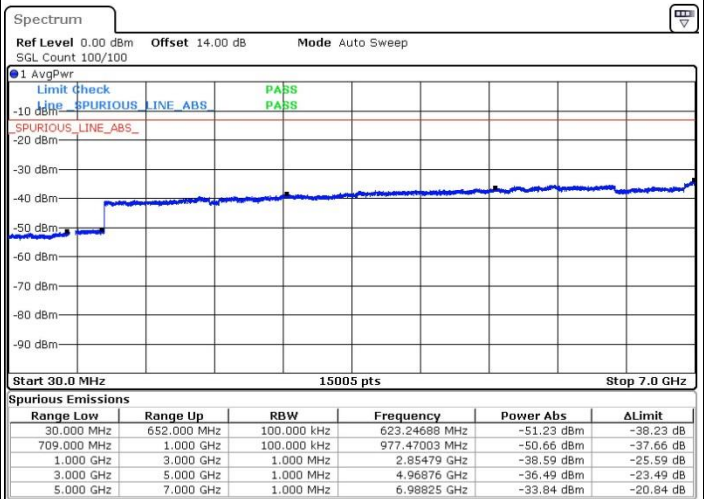
LTE Band 71 / 20MHz

Lowest Channel / QPSK



Date: 1.SEP.2019 08:20:03

Lowest Channel / 16QAM



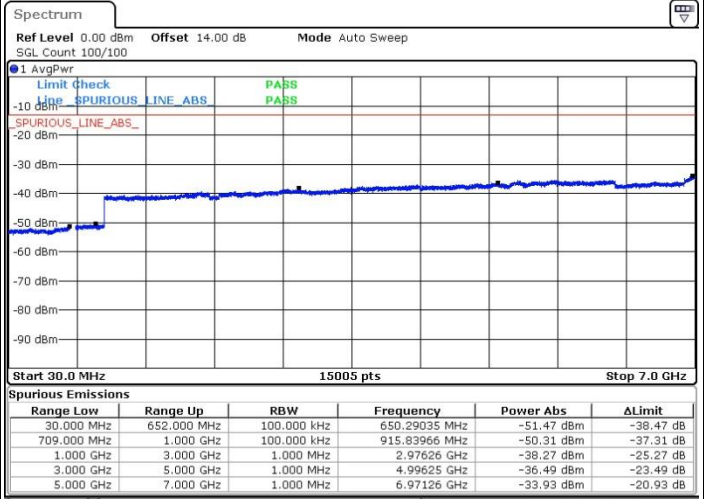
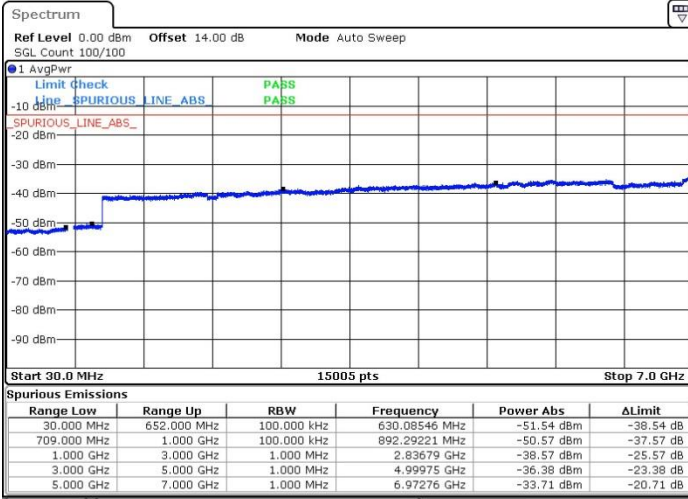
Date: 1.SEP.2019 08:23:00



LTE Band 71 / 20MHz

Middle Channel / QPSK

Middle Channel / 16QAM

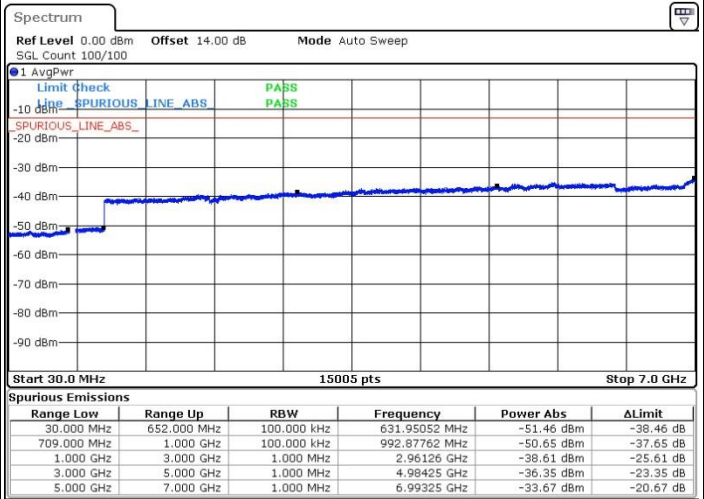
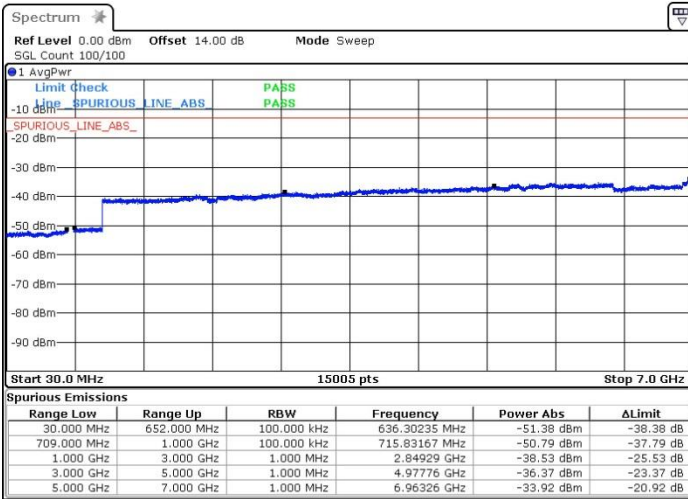


Date: 1.SEP.2019 08:25:59

Date: 1.SEP.2019 08:24:52

Highest Channel / QPSK

Highest Channel / 16QAM



Date: 1.SEP.2019 08:43:09

Date: 1.SEP.2019 08:41:23



Frequency Stability

Test Conditions		LTE Band 2 (QPSK) / Middle Channel	Limit
Temperature (°C)	Voltage (Volt)	BW 10MHz	Note 2.
		Deviation (ppm)	Result
50	Normal Voltage	0.0014	PASS
40	Normal Voltage	0.0015	
30	Normal Voltage	0.0006	
20(Ref.)	Normal Voltage	0.0000	
10	Normal Voltage	0.0016	
0	Normal Voltage	0.0012	
-10	Normal Voltage	0.0018	
-20	Normal Voltage	0.0009	
-30	Normal Voltage	0.0006	
20	Maximum Voltage	0.0005	
20	Normal Voltage	0.0000	
20	Battery End Point	0.0011	

Note:

1. Normal Voltage =5 V. ; Battery End Point (BEP) =4.9 V. ; Maximum Voltage =6.2 V.
2. Note: The frequency fundamental emissions stay within the authorized frequency block.



Test Conditions		LTE Band 4 (QPSK) / Middle Channel	Limit
Temperature (°C)	Voltage (Volt)	BW 10MHz	Note 2.
		Deviation (ppm)	Result
50	Normal Voltage	0.0017	PASS
40	Normal Voltage	0.0005	
30	Normal Voltage	0.0003	
20(Ref.)	Normal Voltage	0.0000	
10	Normal Voltage	0.0005	
0	Normal Voltage	0.0003	
-10	Normal Voltage	0.0006	
-20	Normal Voltage	0.0016	
-30	Normal Voltage	0.0006	
20	Maximum Voltage	0.0012	
20	Normal Voltage	0.0000	
20	Battery End Point	0.0010	

Note:

1. Normal Voltage =5 V. ; Battery End Point (BEP) =4.9 V. ; Maximum Voltage =6.2 V.
2. Note: The frequency fundamental emissions stay within the authorized frequency block.



Test Conditions		LTE Band 5 (QPSK) / Middle Channel	Limit
Temperature (°C)	Voltage (Volt)	BW 10MHz	2.5ppm
		Deviation (ppm)	Result
50	Normal Voltage	0.0012	PASS
40	Normal Voltage	0.0017	
30	Normal Voltage	0.0032	
20(Ref.)	Normal Voltage	0.0000	
10	Normal Voltage	0.0032	
0	Normal Voltage	0.0000	
-10	Normal Voltage	0.0016	
-20	Normal Voltage	0.0000	
-30	Normal Voltage	0.0014	
20	Maximum Voltage	0.0024	
20	Normal Voltage	0.0000	
20	Battery End Point	0.0043	

Note: Normal Voltage =5 V. ; Battery End Point (BEP) =4.9 V. ; Maximum Voltage =6.2 V.



Test Conditions		LTE Band 12 (QPSK) / Middle Channel	Limit
Temperature (°C)	Voltage (Volt)	BW 10MHz	Note 2.
		Deviation (ppm)	Result
50	Normal Voltage	0.0021	PASS
40	Normal Voltage	0.0017	
30	Normal Voltage	0.0010	
20(Ref.)	Normal Voltage	0.0000	
10	Normal Voltage	0.0004	
0	Normal Voltage	0.0018	
-10	Normal Voltage	0.0035	
-20	Normal Voltage	0.0001	
-30	Normal Voltage	0.0014	
20	Maximum Voltage	0.0023	
20	Normal Voltage	0.0000	
20	Battery End Point	0.0013	

Note:

1. Normal Voltage =5 V. ; Battery End Point (BEP) =4.9 V. ; Maximum Voltage =6.2 V.
2. Note: The frequency fundamental emissions stay within the authorized frequency block.



Test Conditions		LTE Band 13 (QPSK) / Middle Channel	Limit
Temperature (°C)	Voltage (Volt)	BW 10MHz	Note 2.
		Deviation (ppm)	Result
50	Normal Voltage	0.0029	PASS
40	Normal Voltage	0.0015	
30	Normal Voltage	0.0018	
20(Ref.)	Normal Voltage	0.0000	
10	Normal Voltage	0.0022	
0	Normal Voltage	0.0012	
-10	Normal Voltage	0.0037	
-20	Normal Voltage	0.0027	
-30	Normal Voltage	0.0043	
20	Maximum Voltage	0.0013	
20	Normal Voltage	0.0000	
20	Battery End Point	0.0033	

Note:

1. Normal Voltage =5 V. ; Battery End Point (BEP) =4.9 V. ; Maximum Voltage =6.2 V.
2. Note: The frequency fundamental emissions stay within the authorized frequency block.



Test Conditions		LTE Band 25 (QPSK) / Middle Channel	Limit
Temperature (°C)	Voltage (Volt)	BW 10MHz	Note 2.
		Deviation (ppm)	Result
50	Normal Voltage	0.0015	PASS
40	Normal Voltage	0.0004	
30	Normal Voltage	0.0003	
20(Ref.)	Normal Voltage	0.0000	
10	Normal Voltage	0.0005	
0	Normal Voltage	0.0003	
-10	Normal Voltage	0.0006	
-20	Normal Voltage	0.0015	
-30	Normal Voltage	0.0005	
20	Maximum Voltage	0.0011	
20	Normal Voltage	0.0000	
20	Battery End Point	0.0009	

Note:

1. Normal Voltage =5 V. ; Battery End Point (BEP) =4.9 V. ; Maximum Voltage =6.2 V.
2. Note: The frequency fundamental emissions stay within the authorized frequency block.



Test Conditions		LTE Band 26 (QPSK) / Middle Channel	Limit
Temperature (°C)	Voltage (Volt)	BW 10MHz	Note 2.
		Deviation (ppm)	Result
50	Normal Voltage	0.0007	PASS
40	Normal Voltage	0.0020	
30	Normal Voltage	0.0013	
20(Ref.)	Normal Voltage	0.0000	
10	Normal Voltage	0.0011	
0	Normal Voltage	0.0004	
-10	Normal Voltage	0.0020	
-20	Normal Voltage	0.0001	
-30	Normal Voltage	0.0017	
20	Maximum Voltage	0.0006	
20	Normal Voltage	0.0000	
20	Battery End Point	0.0011	

Note:

1. Normal Voltage =5 V. ; Battery End Point (BEP) =4.9 V. ; Maximum Voltage =6.2 V.
2. Note: The frequency fundamental emissions stay within the authorized frequency block.



Test Conditions		LTE Band 41 (QPSK) / Middle Channel	Limit
Temperature (°C)	Voltage (Volt)	BW 10MHz	Note 2.
		Deviation (ppm)	Result
50	Normal Voltage	0.0011	PASS
40	Normal Voltage	0.0003	
30	Normal Voltage	0.0002	
20(Ref.)	Normal Voltage	0.0000	
10	Normal Voltage	0.0003	
0	Normal Voltage	0.0002	
-10	Normal Voltage	0.0004	
-20	Normal Voltage	0.0011	
-30	Normal Voltage	0.0004	
20	Maximum Voltage	0.0008	
20	Normal Voltage	0.0000	
20	Battery End Point	0.0007	

Note:

1. Normal Voltage =5 V. ; Battery End Point (BEP) =4.9 V. ; Maximum Voltage =6.2 V.
2. Note: The frequency fundamental emissions stay within the authorized frequency block.



Test Conditions		LTE Band 66 (QPSK) / Middle Channel	Limit
Temperature (°C)	Voltage (Volt)	BW 10MHz	Note 2.
		Deviation (ppm)	Result
50	Normal Voltage	0.0026	PASS
40	Normal Voltage	0.0018	
30	Normal Voltage	0.0045	
20(Ref.)	Normal Voltage	0.0000	
10	Normal Voltage	0.0014	
0	Normal Voltage	0.0190	
-10	Normal Voltage	0.0155	
-20	Normal Voltage	0.0005	
-30	Normal Voltage	0.0011	
20	Maximum Voltage	0.0004	
20	Normal Voltage	0.0000	
20	Battery End Point	0.0013	

Note:

1. Normal Voltage = 5 V. ; Battery End Point (BEP) = 4.9 V. ; Maximum Voltage = 6.2 V.
2. Note: The frequency fundamental emissions stay within the authorized frequency block.



Test Conditions		LTE Band 71 (QPSK) / Middle Channel	Limit
Temperature (°C)	Voltage (Volt)	BW 10MHz	Note 2.
		Deviation (ppm)	Result
50	Normal Voltage	0.0034	PASS
40	Normal Voltage	0.0018	
30	Normal Voltage	0.0021	
20(Ref.)	Normal Voltage	0.0000	
10	Normal Voltage	0.0025	
0	Normal Voltage	0.0013	
-10	Normal Voltage	0.0043	
-20	Normal Voltage	0.0031	
-30	Normal Voltage	0.0050	
20	Maximum Voltage	0.0015	
20	Normal Voltage	0.0000	
20	Battery End Point	0.0038	

Note:

1. Normal Voltage =5 V. ; Battery End Point (BEP) =6.2 V. ; Maximum Voltage =4.9 V.
2. Note: The frequency fundamental emissions stay within the authorized frequency block.



Appendix B. Test Results of Radiated Test

Radiated Spurious Emission

LTE Band 2 / 1.4MHz / QPSK									
Channel	Frequency (MHz)	EIRP (dBm)	Limit (dBm)	Over Limit (dB)	SPA Reading (dBm)	S.G. Power (dBm)	TX Cable loss (dB)	TX Antenna Gain (dBi)	Polarization (H/V)
Middle	3758.92	-58.19	-13	-45.19	-76.14	-64.94	5.85	12.60	H
	5638.38	-50.63	-13	-37.63	-71.82	-56.43	7.30	13.10	H
	7517.84	-54.49	-13	-41.49	-79.80	-57.64	8.35	11.50	H
	3758.92	-56.95	-13	-43.95	-74.13	-63.70	5.85	12.60	V
	5638.38	-49.12	-13	-36.12	-69.25	-54.92	7.30	13.10	V
	7517.84	-55.30	-13	-42.30	-80.01	-58.45	8.35	11.50	V

Remark: Spurious emissions within 30-1000MHz were found more than 20dB below limit line.

LTE Band 2 / 3MHz / QPSK									
Channel	Frequency (MHz)	EIRP (dBm)	Limit (dBm)	Over Limit (dB)	SPA Reading (dBm)	S.G. Power (dBm)	TX Cable loss (dB)	TX Antenna Gain (dBi)	Polarization (H/V)
Middle	3757.48	-58.65	-13	-45.65	-76.60	-65.40	5.85	12.60	H
	5636.22	-51.76	-13	-38.76	-72.95	-57.56	7.30	13.10	H
	7514.96	-54.79	-13	-41.79	-80.10	-57.94	8.35	11.50	H
	3757.48	-57.68	-13	-44.68	-74.86	-64.43	5.85	12.60	V
	5636.22	-50.31	-13	-37.31	-70.44	-56.11	7.30	13.10	V
	7514.96	-55.16	-13	-42.16	-79.87	-58.31	8.35	11.50	V

Remark: Spurious emissions within 30-1000MHz were found more than 20dB below limit line.

LTE Band 2 / 5MHz / QPSK									
Channel	Frequency (MHz)	EIRP (dBm)	Limit (dBm)	Over Limit (dB)	SPA Reading (dBm)	S.G. Power (dBm)	TX Cable loss (dB)	TX Antenna Gain (dBi)	Polarization (H/V)
Middle	3755.68	-59.31	-13	-46.31	-77.26	-66.06	5.85	12.60	H
	5633.52	-52.25	-13	-39.25	-73.44	-58.05	7.30	13.10	H
	7511.36	-54.75	-13	-41.75	-80.06	-57.90	8.35	11.50	H
	3755.68	-57.24	-13	-44.24	-74.42	-63.99	5.85	12.60	V
	5633.52	-52.37	-13	-39.37	-72.5	-58.17	7.30	13.10	V
	7511.36	-55.19	-13	-42.19	-79.9	-58.34	8.35	11.50	V

Remark: Spurious emissions within 30-1000MHz were found more than 20dB below limit line.



LTE Band 2 / 10MHz / QPSK									
Channel	Frequency (MHz)	EIRP (dBm)	Limit (dBm)	Over Limit (dB)	SPA Reading (dBm)	S.G. Power (dBm)	TX Cable loss (dB)	TX Antenna Gain (dBi)	Polarization (H/V)
Middle	3751.18	-59.44	-13	-46.44	-77.39	-66.19	5.85	12.60	H
	5626.77	-54.67	-13	-41.67	-75.88	-60.47	7.30	13.10	H
	7502	-54.45	-13	-41.45	-79.87	-57.60	8.35	11.50	H
	3751.18	-56.24	-13	-43.24	-73.42	-62.99	5.85	12.60	V
	5626.77	-50.87	-13	-37.87	-71.22	-56.67	7.30	13.10	V
	7502	-55.04	-13	-42.04	-79.85	-58.19	8.35	11.50	V

Remark: Spurious emissions within 30-1000MHz were found more than 20dB below limit line.

LTE Band 2 / 15MHz / QPSK									
Channel	Frequency (MHz)	EIRP (dBm)	Limit (dBm)	Over Limit (dB)	SPA Reading (dBm)	S.G. Power (dBm)	TX Cable loss (dB)	TX Antenna Gain (dBi)	Polarization (H/V)
Middle	3746.68	-58.79	-13	-45.79	-76.74	-65.54	5.85	12.60	H
	5620.02	-52.62	-13	-39.62	-73.83	-58.42	7.30	13.10	H
	7493.36	-54.55	-13	-41.55	-79.97	-57.70	8.35	11.50	H
	3746.68	-56.14	-13	-43.14	-73.32	-62.89	5.85	12.60	V
	5620.02	-49.16	-13	-36.16	-69.51	-54.96	7.30	13.10	V
	7493.36	-55.32	-13	-42.32	-80.13	-58.47	8.35	11.50	V

Remark: Spurious emissions within 30-1000MHz were found more than 20dB below limit line.

LTE Band 2 / 20MHz / QPSK									
Channel	Frequency (MHz)	EIRP (dBm)	Limit (dBm)	Over Limit (dB)	SPA Reading (dBm)	S.G. Power (dBm)	TX Cable loss (dB)	TX Antenna Gain (dBi)	Polarization (H/V)
Middle	3742.18	-58.17	-13	-45.17	-76.06	-64.92	5.85	12.60	H
	5613.27	-52.67	-13	-39.67	-73.91	-58.47	7.30	13.10	H
	7484.36	-54.35	-13	-41.35	-79.90	-57.50	8.35	11.50	H
	3742.18	-55.03	-13	-42.03	-72.19	-61.78	5.85	12.60	V
	5613.27	-48.52	-13	-35.52	-69.11	-54.32	7.30	13.10	V
	7484.36	-55.33	-13	-42.33	-80.24	-58.48	8.35	11.50	V

Remark: Spurious emissions within 30-1000MHz were found more than 20dB below limit line.



LTE Band 4 / 1.4MHz / QPSK									
Channel	Frequency (MHz)	EIRP (dBm)	Limit (dBm)	Over Limit (dB)	SPA Reading (dBm)	S.G. Power (dBm)	TX Cable loss (dB)	TX Antenna Gain (dBi)	Polarization (H/V)
Middle	3463.74	-48.79	-13	-35.79	-64.50	-55.64	5.65	12.50	H
	5195.61	-48.15	-13	-35.15	-69.72	-53.82	7.13	12.80	H
	6927.48	-56.32	-13	-43.32	-79.83	-59.72	8.40	11.80	H
	3463.74	-39.36	-13	-26.36	-54.58	-46.21	5.65	12.50	V
	5195.61	-46.21	-13	-33.21	-66.71	-51.88	7.13	12.80	V
	6927.48	-56.52	-13	-43.52	-79.65	-59.92	8.40	11.80	V

Remark: Spurious emissions within 30-1000MHz were found more than 20dB below limit line.

LTE Band 4 / 3MHz / QPSK									
Channel	Frequency (MHz)	EIRP (dBm)	Limit (dBm)	Over Limit (dB)	SPA Reading (dBm)	S.G. Power (dBm)	TX Cable loss (dB)	TX Antenna Gain (dBi)	Polarization (H/V)
Middle	3462.48	-46.58	-13	-33.58	-62.29	-53.43	5.65	12.50	H
	5193.72	-48.87	-13	-35.87	-70.46	-54.54	7.13	12.80	H
	6924.96	-55.71	-13	-42.71	-79.22	-59.11	8.40	11.80	H
	3462.48	-36.93	-13	-23.93	-52.15	-43.78	5.65	12.50	V
	5193.72	-45.30	-13	-32.30	-65.82	-50.97	7.13	12.80	V
	6924.96	-56.52	-13	-43.52	-79.65	-59.92	8.40	11.80	V

Remark: Spurious emissions within 30-1000MHz were found more than 20dB below limit line.

LTE Band 4 / 5MHz / QPSK									
Channel	Frequency (MHz)	EIRP (dBm)	Limit (dBm)	Over Limit (dB)	SPA Reading (dBm)	S.G. Power (dBm)	TX Cable loss (dB)	TX Antenna Gain (dBi)	Polarization (H/V)
Middle	3460.68	-46.37	-13	-33.37	-62.07	-53.22	5.65	12.50	H
	5191.02	-49.21	-13	-36.21	-70.80	-54.88	7.13	12.80	H
	6921.36	-55.64	-13	-42.64	-79.17	-59.04	8.40	11.80	H
	3460.68	-36.42	-13	-23.42	-51.63	-43.27	5.65	12.50	V
	5191.02	-45.85	-13	-32.85	-66.37	-51.52	7.13	12.80	V
	6921.36	-56.16	-13	-43.16	-79.21	-59.56	8.40	11.80	V

Remark: Spurious emissions within 30-1000MHz were found more than 20dB below limit line.



LTE Band 4 / 10MHz / QPSK									
Channel	Frequency (MHz)	EIRP (dBm)	Limit (dBm)	Over Limit (dB)	SPA Reading (dBm)	S.G. Power (dBm)	TX Cable loss (dB)	TX Antenna Gain (dBi)	Polarization (H/V)
Middle	3456.18	-42.91	-13	-29.91	-58.39	-49.76	5.65	12.50	H
	5184.27	-48.93	-13	-35.93	-70.48	-54.60	7.13	12.80	H
	6912.36	-55.33	-13	-42.33	-78.86	-58.73	8.40	11.80	H
	3456.18	-33.66	-13	-20.66	-48.65	-40.51	5.65	12.50	V
	5184.27	-46.76	-13	-33.76	-67.31	-52.43	7.13	12.80	V
	6912.36	-56.20	-13	-43.20	-79.25	-59.60	8.40	11.80	V

Remark: Spurious emissions within 30-1000MHz were found more than 20dB below limit line.

LTE Band 4 / 15MHz / QPSK									
Channel	Frequency (MHz)	EIRP (dBm)	Limit (dBm)	Over Limit (dB)	SPA Reading (dBm)	S.G. Power (dBm)	TX Cable loss (dB)	TX Antenna Gain (dBi)	Polarization (H/V)
Middle	3451.68	-41.81	-13	-28.81	-57.29	-48.66	5.65	12.50	H
	5177.52	-50.32	-13	-37.32	-71.87	-55.99	7.13	12.80	H
	6903.36	-55.22	-13	-42.22	-78.77	-58.62	8.40	11.80	H
	3451.68	-32.35	-13	-19.35	-47.34	-39.20	5.65	12.50	V
	5177.52	-46.72	-13	-33.72	-67.27	-52.39	7.13	12.80	V
	6903.36	-57.06	-13	-44.06	-80.02	-60.46	8.40	11.80	V

Remark: Spurious emissions within 30-1000MHz were found more than 20dB below limit line.

LTE Band 4 / 20MHz / QPSK									
Channel	Frequency (MHz)	EIRP (dBm)	Limit (dBm)	Over Limit (dB)	SPA Reading (dBm)	S.G. Power (dBm)	TX Cable loss (dB)	TX Antenna Gain (dBi)	Polarization (H/V)
Middle	3447.18	-41.26	-13	-28.26	-56.74	-48.11	5.65	12.50	H
	5170.77	-49.35	-13	-36.35	-70.87	-55.02	7.13	12.80	H
	6894.36	-54.98	-13	-41.98	-78.57	-58.38	8.40	11.80	H
	3447.18	-31.41	-13	-18.41	-46.4	-38.26	5.65	12.50	V
	5170.77	-46.68	-13	-33.68	-67.27	-52.35	7.13	12.80	V
	6894.36	-55.39	-13	-42.39	-78.39	-58.79	8.40	11.80	V

Remark: Spurious emissions within 30-1000MHz were found more than 20dB below limit line.



LTE Band 5 / 1.4MHz / QPSK									
Channel	Frequency (MHz)	EIRP (dBm)	Limit (dBm)	Over Limit (dB)	SPA Reading (dBm)	S.G. Power (dBm)	TX Cable loss (dB)	TX Antenna Gain (dBi)	Polarization (H/V)
Middle	1671.92	-55.92	-13	-42.92	-65.89	-59.17	4.00	9.40	H
	2507.88	-59.45	-13	-46.45	-72.95	-63.02	4.88	10.60	H
	3343.84	-60.96	-13	-47.96	-76.57	-65.89	5.52	12.60	H
	1671.92	-58.99	-13	-45.99	-68.45	-62.24	4.00	9.40	V
	2507.88	-57.60	-13	-44.60	-70.93	-61.17	4.88	10.60	V
	3343.84	-61.35	-13	-48.35	-76.52	-66.28	5.52	12.60	V

Remark: Spurious emissions within 30-1000MHz were found more than 20dB below limit line.

LTE Band 5 / 3MHz / QPSK									
Channel	Frequency (MHz)	EIRP (dBm)	Limit (dBm)	Over Limit (dB)	SPA Reading (dBm)	S.G. Power (dBm)	TX Cable loss (dB)	TX Antenna Gain (dBi)	Polarization (H/V)
Middle	1670.48	-56.23	-13	-43.23	-66.02	-59.48	4.00	9.40	H
	2505.72	-58.12	-13	-45.12	-71.62	-61.69	4.88	10.60	H
	3340.96	-60.86	-13	-47.86	-76.47	-65.79	5.52	12.60	H
	1670.48	-59.49	-13	-46.49	-68.77	-62.74	4.00	9.40	V
	2505.72	-56.45	-13	-43.45	-69.78	-60.02	4.88	10.60	V
	3340.96	-61.30	-13	-48.30	-76.47	-66.23	5.52	12.60	V

Remark: Spurious emissions within 30-1000MHz were found more than 20dB below limit line.

LTE Band 5 / 5MHz / QPSK									
Channel	Frequency (MHz)	EIRP (dBm)	Limit (dBm)	Over Limit (dB)	SPA Reading (dBm)	S.G. Power (dBm)	TX Cable loss (dB)	TX Antenna Gain (dBi)	Polarization (H/V)
Middle	1668.68	-55.02	-13	-42.02	-64.81	-58.27	4.00	9.40	H
	2503.02	-58.80	-13	-45.80	-72.31	-62.37	4.88	10.60	H
	3337.36	-60.98	-13	-47.98	-76.63	-65.91	5.52	12.60	H
	1668.68	-58.55	-13	-45.55	-67.83	-61.80	4.00	9.40	V
	2503.02	-56.12	-13	-43.12	-69.45	-59.69	4.88	10.60	V
	3337.36	-60.35	-13	-47.35	-75.58	-65.28	5.52	12.60	V

Remark: Spurious emissions within 30-1000MHz were found more than 20dB below limit line.



LTE Band 5 / 10MHz / QPSK									
Channel	Frequency (MHz)	EIRP (dBm)	Limit (dBm)	Over Limit (dB)	SPA Reading (dBm)	S.G. Power (dBm)	TX Cable loss (dB)	TX Antenna Gain (dBi)	Polarization (H/V)
Middle	1664.18	-55.64	-13	-42.64	-65.43	-58.89	4.00	9.40	H
	2496.27	-57.82	-13	-44.82	-71.33	-61.39	4.88	10.60	H
	3328.36	-61.12	-13	-48.12	-76.75	-66.05	5.52	12.60	H
	1664.18	-59.96	-13	-46.96	-69.24	-63.21	4.00	9.40	V
	2496.27	-55.45	-13	-42.45	-68.78	-59.02	4.88	10.60	V
	3328.36	-61.46	-13	-48.46	-76.67	-66.39	5.52	12.60	V

Remark: Spurious emissions within 30-1000MHz were found more than 20dB below limit line.

LTE Band 12 / 1.4MHz / QPSK									
Channel	Frequency (MHz)	EIRP (dBm)	Limit (dBm)	Over Limit (dB)	SPA Reading (dBm)	S.G. Power (dBm)	TX Cable loss (dB)	TX Antenna Gain (dBi)	Polarization (H/V)
Middle	1413.74	-51.70	-13	-38.70	-61.57	-54.95	4.00	9.40	H
	2120.61	-45.34	-13	-32.34	-59.56	-48.91	4.88	10.60	H
	2827.48	-49.87	-13	-36.87	-64.15	-54.80	5.52	12.60	H
	3534.35	-57.30	-13	-44.30	-73.90	-61.77	6.00	12.62	H
	4241.22	-54.87	-13	-41.87	-73.76	-58.28	7.14	12.70	H
	1413.74	-53.36	-13	-40.36	-62.90	-56.61	4.00	9.40	V
	2120.61	-42.41	-13	-29.41	-56.32	-45.98	4.88	10.60	V
	2827.48	-47.78	-13	-34.78	-61.73	-52.71	5.52	12.60	V
	3534.35	-50.64	-13	-37.64	-66.76	-55.11	6.00	12.62	V
	4240	-58.56	-13	-45.56	-76.45	-61.97	7.14	12.70	V

Remark: Spurious emissions within 30-1000MHz were found more than 20dB below limit line.

LTE Band 12 / 3MHz / QPSK									
Channel	Frequency (MHz)	EIRP (dBm)	Limit (dBm)	Over Limit (dB)	SPA Reading (dBm)	S.G. Power (dBm)	TX Cable loss (dB)	TX Antenna Gain (dBi)	Polarization (H/V)
Middle	1412.3	-52.73	-13	-39.73	-62.60	-55.98	4.00	9.40	H
	2118.45	-45.50	-13	-32.50	-59.72	-49.07	4.88	10.60	H
	2824.6	-49.79	-13	-36.79	-64.07	-54.72	5.52	12.60	H
	3530.75	-56.41	-13	-43.41	-73.01	-60.88	6.00	12.62	H
	4236.9	-55.27	-13	-42.27	-74.15	-58.68	7.14	12.70	H
	1412.3	-53.62	-13	-40.62	-63.16	-56.87	4.00	9.40	V
	2118.45	-40.99	-13	-27.99	-54.90	-44.56	4.88	10.60	V
	2824.6	-47.69	-13	-34.69	-61.64	-52.62	5.52	12.60	V
	3530.75	-50.77	-13	-37.77	-66.89	-55.24	6.00	12.62	V
	4236.9	-58.48	-13	-45.48	-76.37	-61.89	7.14	12.70	V

Remark: Spurious emissions within 30-1000MHz were found more than 20dB below limit line.



LTE Band 12 / 5MHz / QPSK									
Channel	Frequency (MHz)	EIRP (dBm)	Limit (dBm)	Over Limit (dB)	SPA Reading (dBm)	S.G. Power (dBm)	TX Cable loss (dB)	TX Antenna Gain (dBi)	Polarization (H/V)
Middle	1410.5	-51.40	-13	-38.40	-61.27	-54.65	4.00	9.40	H
	2115.75	-45.26	-13	-32.26	-59.48	-48.83	4.88	10.60	H
	2821	-49.75	-13	-36.75	-64.02	-54.68	5.52	12.60	H
	3526.25	-56.63	-13	-43.63	-73.23	-61.10	6.00	12.62	H
	4231.5	-55.42	-13	-42.42	-74.30	-58.83	7.14	12.70	H
	1410.5	-52.62	-13	-39.62	-62.16	-55.87	4.00	9.40	V
	2115.75	-41.65	-13	-28.65	-55.56	-45.22	4.88	10.60	V
	2821	-48.15	-13	-35.15	-62.09	-53.08	5.52	12.60	V
	3526.25	-50.47	-13	-37.47	-66.59	-54.94	6.00	12.62	V
	4231.5	-58.12	-13	-45.12	-76.01	-61.53	7.14	12.70	V

Remark: Spurious emissions within 30-1000MHz were found more than 20dB below limit line.

LTE Band 12 / 10MHz / QPSK									
Channel	Frequency (MHz)	EIRP (dBm)	Limit (dBm)	Over Limit (dB)	SPA Reading (dBm)	S.G. Power (dBm)	TX Cable loss (dB)	TX Antenna Gain (dBi)	Polarization (H/V)
Middle	1406	-51.09	-13	-38.09	-60.96	-54.34	4.00	9.40	H
	2109	-43.97	-13	-30.97	-58.04	-47.54	4.88	10.60	H
	2812	-51.94	-13	-38.94	-66.21	-56.87	5.52	12.60	H
	3515	-56.94	-13	-43.94	-73.32	-61.41	6.00	12.62	H
	4218	-55.44	-13	-42.44	-74.31	-58.85	7.14	12.70	H
	1406	-52.87	-13	-39.87	-62.41	-56.12	4.00	9.40	V
	2109	-41.86	-13	-28.86	-55.60	-45.43	4.88	10.60	V
	2812	-48.87	-13	-35.87	-62.81	-53.80	5.52	12.60	V
	3515	-50.28	-13	-37.28	-66.18	-54.75	6.00	12.62	V
	4218	-57.50	-13	-44.50	-75.37	-60.91	7.14	12.70	V

Remark: Spurious emissions within 30-1000MHz were found more than 20dB below limit line.



LTE Band 13 / 5MHz / QPSK									
Channel	Frequency (MHz)	EIRP (dBm)	Limit (dBm)	Over Limit (dB)	SPA Reading (dBm)	S.G. Power (dBm)	TX Cable loss (dB)	TX Antenna Gain (dBi)	Polarization (H/V)
Middle	1559.5	-61.69	-40	-21.69	-70.92	-64.94	4.00	9.40	H
	2339.25	-61.16	-13	-48.16	-75.07	-64.73	4.88	10.60	H
	3119	-60.26	-13	-47.26	-75.82	-65.19	5.52	12.60	H
	1559.5	-60.86	-40	-20.86	-69.60	-64.11	4.00	9.40	V
	2339.25	-61.66	-13	-48.66	-75.32	-65.23	4.88	10.60	V
	3119	-60.42	-13	-47.42	-75.63	-65.35	5.52	12.60	V

Remark: Spurious emissions within 30-1000MHz were found more than 20dB below limit line.

LTE Band 13 / 10MHz / QPSK									
Channel	Frequency (MHz)	EIRP (dBm)	Limit (dBm)	Over Limit (dB)	SPA Reading (dBm)	S.G. Power (dBm)	TX Cable loss (dB)	TX Antenna Gain (dBi)	Polarization (H/V)
Middle	1559.5	-63.76	-40	-23.76	-72.99	-67.01	4.00	9.40	H
	2339.25	-61.52	-13	-48.52	-75.43	-65.09	4.88	10.60	H
	3119	-60.40	-13	-47.40	-75.96	-65.33	5.52	12.60	H
	1559.5	-64.60	-40	-24.60	-73.34	-67.85	4.00	9.40	V
	2339.25	-61.61	-13	-48.61	-75.27	-65.18	4.88	10.60	V
	3119	-60.64	-13	-47.64	-75.85	-65.57	5.52	12.60	V

Remark: Spurious emissions within 30-1000MHz were found more than 20dB below limit line.



LTE Band 25 / 1.4MHz / QPSK									
Channel	Frequency (MHz)	EIRP (dBm)	Limit (dBm)	Over Limit (dB)	SPA Reading (dBm)	S.G. Power (dBm)	TX Cable loss (dB)	TX Antenna Gain (dBi)	Polarization (H/V)
Middle	3763.74	-58.01	-13	-45.01	-76.02	-64.76	5.85	12.60	H
	5645.61	-50.89	-13	-37.89	-72.08	-56.69	7.30	13.10	H
	7527.48	-54.96	-13	-41.96	-80.15	-58.11	8.35	11.50	H
	3763.74	-56.18	-13	-43.18	-73.38	-62.93	5.85	12.60	V
	5645.61	-48.89	-13	-35.89	-69.02	-54.69	7.30	13.10	V
	7527.48	-55.03	-13	-42.03	-79.64	-58.18	8.35	11.50	V

Remark: Spurious emissions within 30-1000MHz were found more than 20dB below limit line.

LTE Band 25 / 3MHz / QPSK									
Channel	Frequency (MHz)	EIRP (dBm)	Limit (dBm)	Over Limit (dB)	SPA Reading (dBm)	S.G. Power (dBm)	TX Cable loss (dB)	TX Antenna Gain (dBi)	Polarization (H/V)
Middle	3762.3	-57.97	-13	-44.97	-75.92	-64.72	5.85	12.60	H
	5643.45	-49.95	-13	-36.95	-71.14	-55.75	7.30	13.10	H
	7524.6	-55.05	-13	-42.05	-80.24	-58.20	8.35	11.50	H
	3762.3	-55.73	-13	-42.73	-72.91	-62.48	5.85	12.60	V
	5643.45	-49.00	-13	-36.00	-69.13	-54.80	7.30	13.10	V
	7524.6	-54.60	-13	-41.60	-79.21	-57.75	8.35	11.50	V

Remark: Spurious emissions within 30-1000MHz were found more than 20dB below limit line.

LTE Band 25 / 5MHz / QPSK									
Channel	Frequency (MHz)	EIRP (dBm)	Limit (dBm)	Over Limit (dB)	SPA Reading (dBm)	S.G. Power (dBm)	TX Cable loss (dB)	TX Antenna Gain (dBi)	Polarization (H/V)
Middle	3760.5	-57.66	-13	-44.66	-75.61	-64.41	5.85	12.60	H
	5640.75	-51.77	-13	-38.77	-72.96	-57.57	7.30	13.10	H
	7521	-54.82	-13	-41.82	-80.01	-57.97	8.35	11.50	H
	3760.5	-56.03	-13	-43.03	-73.21	-62.78	5.85	12.60	V
	5640.75	-48.69	-13	-35.69	-68.82	-54.49	7.30	13.10	V
	7521	-55.13	-13	-42.13	-79.74	-58.28	8.35	11.50	V

Remark: Spurious emissions within 30-1000MHz were found more than 20dB below limit line.



LTE Band 25 / 10MHz / QPSK									
Channel	Frequency (MHz)	EIRP (dBm)	Limit (dBm)	Over Limit (dB)	SPA Reading (dBm)	S.G. Power (dBm)	TX Cable loss (dB)	TX Antenna Gain (dBi)	Polarization (H/V)
Middle	3756	-59.15	-13	-46.15	-77.10	-65.90	5.85	12.60	H
	5634	-52.78	-13	-39.78	-73.97	-58.58	7.30	13.10	H
	7512	-54.61	-13	-41.61	-79.92	-57.76	8.35	11.50	H
	3756	-56.90	-13	-43.90	-74.08	-63.65	5.85	12.60	V
	5634	-50.76	-13	-37.76	-70.89	-56.56	7.30	13.10	V
	7512	-55.31	-13	-42.31	-80.02	-58.46	8.35	11.50	V

Remark: Spurious emissions within 30-1000MHz were found more than 20dB below limit line.

LTE Band 25 / 15MHz / QPSK									
Channel	Frequency (MHz)	EIRP (dBm)	Limit (dBm)	Over Limit (dB)	SPA Reading (dBm)	S.G. Power (dBm)	TX Cable loss (dB)	TX Antenna Gain (dBi)	Polarization (H/V)
Middle	3751.5	-59.25	-13	-46.25	-77.20	-66.00	5.85	12.60	H
	5627.25	-51.71	-13	-38.71	-72.92	-57.51	7.30	13.10	H
	7503	-55.15	-13	-42.15	-80.46	-58.30	8.35	11.50	H
	3751.5	-56.20	-13	-43.20	-73.38	-62.95	5.85	12.60	V
	5627.25	-50.86	-13	-37.86	-71.21	-56.66	7.30	13.10	V
	7503	-55.47	-13	-42.47	-80.18	-58.62	8.35	11.50	V

Remark: Spurious emissions within 30-1000MHz were found more than 20dB below limit line.

LTE Band 25 / 20MHz / QPSK									
Channel	Frequency (MHz)	EIRP (dBm)	Limit (dBm)	Over Limit (dB)	SPA Reading (dBm)	S.G. Power (dBm)	TX Cable loss (dB)	TX Antenna Gain (dBi)	Polarization (H/V)
Middle	3747	-58.93	-13	-45.93	-76.88	-65.68	5.85	12.60	H
	5620.5	-52.60	-13	-39.60	-73.81	-58.40	7.30	13.10	H
	7494	-54.96	-13	-41.96	-80.38	-58.11	8.35	11.50	H
	3747	-57.26	-13	-44.26	-74.44	-64.01	5.85	12.60	V
	5620.5	-51.01	-13	-38.01	-71.36	-56.81	7.30	13.10	V
	7494	-54.42	-13	-41.42	-79.23	-57.57	8.35	11.50	V

Remark: Spurious emissions within 30-1000MHz were found more than 20dB below limit line.



LTE Band 26 / 1.4MHz / QPSK									
Channel	Frequency (MHz)	EIRP (dBm)	Limit (dBm)	Over Limit (dB)	SPA Reading (dBm)	S.G. Power (dBm)	TX Cable loss (dB)	TX Antenna Gain (dBi)	Polarization (H/V)
Middle	1671.74	-54.79	-13	-41.79	-64.76	-58.04	4.00	9.40	H
	2507.61	-58.80	-13	-45.80	-72.30	-62.37	4.88	10.60	H
	3343.48	-60.89	-13	-47.89	-76.50	-65.82	5.52	12.60	H
	1671.74	-58.85	-13	-45.85	-68.31	-62.10	4.00	9.40	V
	2507.61	-56.83	-13	-43.83	-70.16	-60.40	4.88	10.60	V
	3343.48	-61.29	-13	-48.29	-76.46	-66.22	5.52	12.60	V

Remark: Spurious emissions within 30-1000MHz were found more than 20dB below limit line.

LTE Band 26 / 3MHz / QPSK									
Channel	Frequency (MHz)	EIRP (dBm)	Limit (dBm)	Over Limit (dB)	SPA Reading (dBm)	S.G. Power (dBm)	TX Cable loss (dB)	TX Antenna Gain (dBi)	Polarization (H/V)
Middle	1670.3	-55.08	-13	-42.08	-64.87	-58.33	4.00	9.40	H
	2505.45	-59.55	-13	-46.55	-73.05	-63.12	4.88	10.60	H
	3340.6	-61.18	-13	-48.18	-76.79	-66.11	5.52	12.60	H
	1670.3	-59.70	-13	-46.70	-68.98	-62.95	4.00	9.40	V
	2505.45	-57.24	-13	-44.24	-70.57	-60.81	4.88	10.60	V
	3340.6	-61.75	-13	-48.75	-76.92	-66.68	5.52	12.60	V

Remark: Spurious emissions within 30-1000MHz were found more than 20dB below limit line.

LTE Band 26 / 5MHz / QPSK									
Channel	Frequency (MHz)	EIRP (dBm)	Limit (dBm)	Over Limit (dB)	SPA Reading (dBm)	S.G. Power (dBm)	TX Cable loss (dB)	TX Antenna Gain (dBi)	Polarization (H/V)
Middle	1668.5	-56.04	-13	-43.04	-65.83	-59.29	4.00	9.40	H
	2502.75	-60.08	-13	-47.08	-73.59	-63.65	4.88	10.60	H
	3337	-61.55	-13	-48.55	-77.20	-66.48	5.52	12.60	H
	1668.5	-60.16	-13	-47.16	-69.44	-63.41	4.00	9.40	V
	2502.75	-56.28	-13	-43.28	-69.61	-59.85	4.88	10.60	V
	3337	-61.87	-13	-48.87	-77.10	-66.80	5.52	12.60	V

Remark: Spurious emissions within 30-1000MHz were found more than 20dB below limit line.



LTE Band 26 / 10MHz / QPSK									
Channel	Frequency (MHz)	EIRP (dBm)	Limit (dBm)	Over Limit (dB)	SPA Reading (dBm)	S.G. Power (dBm)	TX Cable loss (dB)	TX Antenna Gain (dBi)	Polarization (H/V)
Middle	1664	-56.94	-13	-43.94	-66.73	-60.19	4.00	9.40	H
	2496	-59.11	-13	-46.11	-72.62	-62.68	4.88	10.60	H
	3328	-61.19	-13	-48.19	-76.82	-66.12	5.52	12.60	H
	1664	-60.33	-13	-47.33	-69.61	-63.58	4.00	9.40	V
	2496	-55.24	-13	-42.24	-68.57	-58.81	4.88	10.60	V
	3328	-61.42	-13	-48.42	-76.63	-66.35	5.52	12.60	V

Remark: Spurious emissions within 30-1000MHz were found more than 20dB below limit line.

LTE Band 26 / 15MHz / QPSK									
Channel	Frequency (MHz)	EIRP (dBm)	Limit (dBm)	Over Limit (dB)	SPA Reading (dBm)	S.G. Power (dBm)	TX Cable loss (dB)	TX Antenna Gain (dBi)	Polarization (H/V)
Middle	1659.5	-58.35	-13	-45.35	-68.14	-61.60	4.00	9.40	H
	2489.25	-59.52	-13	-46.52	-73.01	-63.09	4.88	10.60	H
	3319	-61.46	-13	-48.46	-77.14	-66.39	5.52	12.60	H
	1659.5	-61.45	-13	-48.45	-70.73	-64.70	4.00	9.40	V
	2489.25	-56.20	-13	-43.20	-69.51	-59.77	4.88	10.60	V
	3319	-61.91	-13	-48.91	-77.18	-66.84	5.52	12.60	V

Remark: Spurious emissions within 30-1000MHz were found more than 20dB below limit line.

LTE Band 41 / 5MHz / QPSK									
Channel	Frequency (MHz)	EIRP (dBm)	Limit (dBm)	Over Limit (dB)	SPA Reading (dBm)	S.G. Power (dBm)	TX Cable loss (dB)	TX Antenna Gain (dBi)	Polarization (H/V)
Middle	5181.68	-55.49	-25	-30.49	-77.04	-61.16	7.13	12.80	H
	7772.52	-52.32	-25	-27.32	-77.40	-55.42	8.50	11.60	H
	10363.36	-50.23	-25	-25.23	-79.97	-51.57	10.68	12.02	H
	5181.68	-51.24	-25	-26.24	-71.79	-56.91	7.13	12.80	V
	7772.52	-53.02	-25	-28.02	-77.56	-56.12	8.50	11.60	V
	10363.36	-50.13	-25	-25.13	-80.35	-51.47	10.68	12.02	V

Remark: Spurious emissions within 30-1000MHz were found more than 20dB below limit line.



LTE Band 41 / 10MHz / QPSK									
Channel	Frequency (MHz)	EIRP (dBm)	Limit (dBm)	Over Limit (dB)	SPA Reading (dBm)	S.G. Power (dBm)	TX Cable loss (dB)	TX Antenna Gain (dBi)	Polarization (H/V)
Middle	5177.18	-49.82	-25	-24.82	-71.37	-55.49	7.13	12.80	H
	7765.77	-46.05	-25	-21.05	-71.13	-49.15	8.50	11.60	H
	10354.36	-50.23	-25	-25.23	-79.91	-51.57	10.68	12.02	H
	5177.18	-48.23	-25	-23.23	-68.78	-53.9	7.13	12.80	V
	7765.77	-47.36	-25	-22.36	-71.9	-50.46	8.50	11.60	V
	10354.36	-49.84	-25	-24.84	-80.05	-51.18	10.68	12.02	V

Remark: Spurious emissions within 30-1000MHz were found more than 20dB below limit line.

LTE Band 41 / 15MHz / QPSK									
Channel	Frequency (MHz)	EIRP (dBm)	Limit (dBm)	Over Limit (dB)	SPA Reading (dBm)	S.G. Power (dBm)	TX Cable loss (dB)	TX Antenna Gain (dBi)	Polarization (H/V)
Middle	5172.68	-52.22	-25	-27.22	-73.74	-57.89	7.13	12.80	H
	7759.02	-45.29	-25	-20.29	-70.37	-48.39	8.50	11.60	H
	10345.36	-50.37	-25	-25.37	-80.05	-51.71	10.68	12.02	H
	5172.68	-44.10	-25	-19.10	-64.69	-49.77	7.13	12.80	V
	7759.02	-47.17	-25	-22.17	-71.71	-50.27	8.50	11.60	V
	10345.36	-49.96	-25	-24.96	-80.17	-51.3	10.68	12.02	V

Remark: Spurious emissions within 30-1000MHz were found more than 20dB below limit line.

LTE Band 41 / 20MHz / QPSK									
Channel	Frequency (MHz)	EIRP (dBm)	Limit (dBm)	Over Limit (dB)	SPA Reading (dBm)	S.G. Power (dBm)	TX Cable loss (dB)	TX Antenna Gain (dBi)	Polarization (H/V)
Middle	5168.18	-52.35	-25	-27.35	-73.89	-58.02	7.13	12.80	H
	7752.27	-45.53	-25	-20.53	-70.58	-48.63	8.50	11.60	H
	10336.36	-50.77	-25	-25.77	-80.40	-52.11	10.68	12.02	H
	5168.18	-45.47	-25	-20.47	-66.08	-51.14	7.13	12.80	V
	7752.27	-47.54	-25	-22.54	-72.05	-50.64	8.50	11.60	V
	10336.36	-49.99	-25	-24.99	-80.19	-51.33	10.68	12.02	V

Remark: Spurious emissions within 30-1000MHz were found more than 20dB below limit line.



LTE Band 66 / 1.4MHz / QPSK									
Channel	Frequency (MHz)	EIRP (dBm)	Limit (dBm)	Over Limit (dB)	SPA Reading (dBm)	S.G. Power (dBm)	TX Cable loss (dB)	TX Antenna Gain (dBi)	Polarization (H/V)
Middle	3488.74	-50.01	-13	-37.01	-65.96	-56.86	5.65	12.50	H
	5233.11	-45.84	-13	-32.84	-66.54	-51.51	7.13	12.80	H
	6977.48	-55.77	-13	-42.77	-79.16	-59.17	8.40	11.80	H
	3488.74	-41.43	-13	-28.43	-56.89	-48.28	5.65	12.50	V
	5233.11	-43.66	-13	-30.66	-63.29	-49.33	7.13	12.80	V
	6977.48	-56.45	-13	-43.45	-79.76	-59.85	8.40	11.80	V

Remark: Spurious emissions within 30-1000MHz were found more than 20dB below limit line.

LTE Band 66 / 3MHz / QPSK									
Channel	Frequency (MHz)	EIRP (dBm)	Limit (dBm)	Over Limit (dB)	SPA Reading (dBm)	S.G. Power (dBm)	TX Cable loss (dB)	TX Antenna Gain (dBi)	Polarization (H/V)
Middle	3487.3	-50.90	-13	-37.90	-66.85	-57.75	5.65	12.50	H
	5230.95	-46.73	-13	-33.73	-67.43	-52.40	7.13	12.80	H
	6974.6	-56.14	-13	-43.14	-79.55	-59.54	8.40	11.80	H
	3487.3	-42.77	-13	-29.77	-58.23	-49.62	5.65	12.50	V
	5230.95	-42.54	-13	-29.54	-62.17	-48.21	7.13	12.80	V
	6974.6	-56.32	-13	-43.32	-79.54	-59.72	8.40	11.80	V

Remark: Spurious emissions within 30-1000MHz were found more than 20dB below limit line.

LTE Band 66 / 5MHz / QPSK									
Channel	Frequency (MHz)	EIRP (dBm)	Limit (dBm)	Over Limit (dB)	SPA Reading (dBm)	S.G. Power (dBm)	TX Cable loss (dB)	TX Antenna Gain (dBi)	Polarization (H/V)
Middle	3485.5	-51.50	-13	-38.50	-67.43	-58.35	5.65	12.50	H
	5228.25	-45.80	-13	-32.80	-66.50	-51.47	7.13	12.80	H
	6971	-55.92	-13	-42.92	-79.33	-59.32	8.40	11.80	H
	3485.5	-43.19	-13	-30.19	-58.63	-50.04	5.65	12.50	V
	5228.25	-43.03	-13	-30.03	-62.66	-48.70	7.13	12.80	V
	6971	-56.37	-13	-43.37	-79.59	-59.77	8.40	11.80	V

Remark: Spurious emissions within 30-1000MHz were found more than 20dB below limit line.



LTE Band 66 / 10MHz / QPSK									
Channel	Frequency (MHz)	EIRP (dBm)	Limit (dBm)	Over Limit (dB)	SPA Reading (dBm)	S.G. Power (dBm)	TX Cable loss (dB)	TX Antenna Gain (dBi)	Polarization (H/V)
Middle	3481	-53.29	-13	-40.29	-69.22	-60.14	5.65	12.50	H
	5221.5	-46.69	-13	-33.69	-67.82	-52.36	7.13	12.80	H
	6962	-55.99	-13	-42.99	-79.40	-59.39	8.40	11.80	H
	3481	-45.21	-13	-32.21	-60.65	-52.06	5.65	12.50	V
	5221.5	-42.56	-13	-29.56	-62.62	-48.23	7.13	12.80	V
	6962	-55.51	-13	-42.51	-78.73	-58.91	8.40	11.80	V

Remark: Spurious emissions within 30-1000MHz were found more than 20dB below limit line.

LTE Band 66 / 15MHz / QPSK									
Channel	Frequency (MHz)	EIRP (dBm)	Limit (dBm)	Over Limit (dB)	SPA Reading (dBm)	S.G. Power (dBm)	TX Cable loss (dB)	TX Antenna Gain (dBi)	Polarization (H/V)
Middle	3476.5	-52.25	-13	-39.25	-68.18	-59.10	5.65	12.50	H
	5214.75	-46.72	-13	-33.72	-67.86	-52.39	7.13	12.80	H
	6953	-56.53	-13	-43.53	-79.98	-59.93	8.40	11.80	H
	3476.5	-45.26	-13	-32.26	-60.7	-52.11	5.65	12.50	V
	5214.75	-42.93	-13	-29.93	-63	-48.60	7.13	12.80	V
	6953	-56.40	-13	-43.40	-79.57	-59.80	8.40	11.80	V

Remark: Spurious emissions within 30-1000MHz were found more than 20dB below limit line.

LTE Band 66 / 20MHz / QPSK									
Channel	Frequency (MHz)	EIRP (dBm)	Limit (dBm)	Over Limit (dB)	SPA Reading (dBm)	S.G. Power (dBm)	TX Cable loss (dB)	TX Antenna Gain (dBi)	Polarization (H/V)
Middle	3472	-49.93	-13	-36.93	-65.64	-56.78	5.65	12.50	H
	5208	-48.30	-13	-35.30	-69.44	-53.97	7.13	12.80	H
	6944	-55.72	-13	-42.72	-79.17	-59.12	8.40	11.80	H
	3472	-41.81	-13	-28.81	-57.03	-48.66	5.65	12.50	V
	5208	-43.68	-13	-30.68	-63.75	-49.35	7.13	12.80	V
	6944	-56.26	-13	-43.26	-79.43	-59.66	8.40	11.80	V

Remark: Spurious emissions within 30-1000MHz were found more than 20dB below limit line.



LTE Band 71 / 5MHz / QPSK									
Channel	Frequency (MHz)	EIRP (dBm)	Limit (dBm)	Over Limit (dB)	SPA Reading (dBm)	S.G. Power (dBm)	TX Cable loss (dB)	TX Antenna Gain (dBi)	Polarization (H/V)
Middle	1356.5	-61.20	-13	-48.20	-70.45	-65.61	2.84	9.40	H
	2034.75	-58.79	-13	-45.79	-72.32	-63.54	3.7	10.60	H
	2713	-61.43	-13	-48.43	-75.36	-67.51	4.37	12.60	H
	1356.5	-59.58	-13	-46.58	-68.57	-63.99	2.84	9.40	V
	2034.75	-56.05	-13	-43.05	-69.16	-60.80	3.70	10.60	V
	2713	-61.61	-13	-48.61	-75.18	-67.69	4.37	12.60	V

Remark: Spurious emissions within 30-1000MHz were found more than 20dB below limit line.

LTE Band 71 / 10MHz / QPSK									
Channel	Frequency (MHz)	EIRP (dBm)	Limit (dBm)	Over Limit (dB)	SPA Reading (dBm)	S.G. Power (dBm)	TX Cable loss (dB)	TX Antenna Gain (dBi)	Polarization (H/V)
Middle	1352	-61.42	-13	-48.42	-70.67	-65.83	2.84	9.40	H
	2028	-57.51	-13	-44.51	-70.90	-62.26	3.7	10.60	H
	2704	-61.67	-13	-48.67	-75.55	-67.75	4.37	12.60	H
	1352	-61.62	-13	-48.62	-70.61	-66.03	2.84	9.40	V
	2028	-55.43	-13	-42.43	-68.37	-60.18	3.70	10.60	V
	2704	-62.14	-13	-49.14	-75.65	-68.22	4.37	12.60	V

Remark: Spurious emissions within 30-1000MHz were found more than 20dB below limit line.

LTE Band 71 / 15MHz / QPSK									
Channel	Frequency (MHz)	EIRP (dBm)	Limit (dBm)	Over Limit (dB)	SPA Reading (dBm)	S.G. Power (dBm)	TX Cable loss (dB)	TX Antenna Gain (dBi)	Polarization (H/V)
Middle	1347.5	-61.74	-13	-48.74	-70.86	-66.15	2.84	9.40	H
	2021.25	-56.63	-13	-43.63	-70.02	-61.38	3.7	10.60	H
	2695	-61.31	-13	-48.31	-75.18	-67.39	4.37	12.60	H
	1347.5	-60.42	-13	-47.42	-69.30	-64.83	2.84	9.40	V
	2021.25	-53.87	-13	-40.87	-66.81	-58.62	3.70	10.60	V
	2695	-62.16	-13	-49.16	-75.66	-68.24	4.37	12.60	V

Remark: Spurious emissions within 30-1000MHz were found more than 20dB below limit line.



LTE Band 71 / 20MHz / QPSK									
Channel	Frequency (MHz)	EIRP (dBm)	Limit (dBm)	Over Limit (dB)	SPA Reading (dBm)	S.G. Power (dBm)	TX Cable loss (dB)	TX Antenna Gain (dBi)	Polarization (H/V)
Middle	1348	-61.35	-13	-48.35	-70.47	-65.76	2.84	9.40	H
	2022	-56.74	-13	-43.74	-70.13	-61.49	3.7	10.60	H
	2696	-61.81	-13	-48.81	-75.69	-67.89	4.37	12.60	H
	1348	-60.62	-13	-47.62	-69.50	-65.03	2.84	9.40	V
	2022	-53.65	-13	-40.65	-66.59	-58.40	3.70	10.60	V
	2696	-62.12	-13	-49.12	-75.63	-68.20	4.37	12.60	V

Remark: Spurious emissions within 30-1000MHz were found more than 20dB below limit line.