

TEST REPORT

Reference No..... : WTX22X03036231W-1
FCC ID : 2APQD-Z6
Applicant : Shenzhen Aodehong Electronic Technology Co.,Ltd.
Address..... : 5th Floor, Elegant Industrial Park, No.8 Liuhe Road, Liuyue, Henggang Street, Longgang District, Shenzhen ,518173
Manufacturer : The same as Applicant
Address..... : The same as Applicant
Product Name : Wireless Charger
Model No..... : Z6
Standards : FCC Part 15.207&15.209
Date of Receipt sample : 2022-03-07
Date of Test..... : 2022-03-28 to 2022-04-15
Date of Issue : 2022-04-15
Test Report Form No. : WTX_Part 15_207_209W
Test Result..... : **Pass**

Remarks:

The results shown in this test report refer only to the sample(s) tested, this test report cannot be reproduced, except in full, without prior written permission of the company. The report would be invalid without specific stamp of test institute and the signatures of approver.

Prepared By:

Waltek Testing Group (Shenzhen) Co., Ltd.

Address: 1/F., Room 101, Building 1, Hongwei Industrial Park, Liuxian 2nd Road,
Block 70 Bao'an District, Shenzhen, Guangdong, China
Tel.: +86-755-33663308 Fax.: +86-755-33663309 Email: sem@waltek.com.cn

Tested by:

Jack Huang

Jack Huang

Approved by:

Silin Chen

Silin Chen

TABLE OF CONTENTS

1. GENERAL INFORMATION.....4
1.1 PRODUCT DESCRIPTION FOR EQUIPMENT UNDER TEST (EUT).....4
1.2 TEST STANDARDS.....5
1.3 TEST METHODOLOGY.....5
1.4 TEST FACILITY.....5
1.5 EUT SETUP AND OPERATION MODE.....6
1.6 MEASUREMENT UNCERTAINTY.....7
1.7 TEST EQUIPMENT LIST AND DETAILS.....8

2. SUMMARY OF TEST RESULTS.....10

3. ANTENNA REQUIREMENT.....11
3.1 STANDARD APPLICABLE.....11
3.2 TEST RESULT.....11

4. CONDUCTED EMISSIONS.....12
4.1 TEST PROCEDURE.....12
4.2 BASIC TEST SETUP BLOCK DIAGRAM.....12
4.3 ENVIRONMENTAL CONDITIONS.....12
4.4 SUMMARY OF TEST RESULTS/PLOTS.....12

5. RADIATED EMISSION.....25
5.1 STANDARD APPLICABLE.....25
5.2 TEST PROCEDURE.....25
5.3 TEST RECEIVER SETUP.....27
5.4 CORRECTED AMPLITUDE & MARGIN CALCULATION.....27
5.5 ENVIRONMENTAL CONDITIONS.....27
5.6 SUMMARY OF TEST RESULTS/PLOTS.....27

6. OCCUPIED BANDWIDTH.....46
6.1 STANDARD APPLICABLE.....46
6.2 TEST PROCEDURE.....46
6.3 ENVIRONMENTAL CONDITIONS.....46
6.4 SUMMARY OF TEST RESULTS/PLOTS.....46

APPENDIX PHOTOGRAPHS.....49

Report version

| Version No. | Date of issue | Description |
|-------------|---------------|-------------|
| Rev.00 | 2022-04-15 | Original |
| / | / | / |

1. GENERAL INFORMATION

1.1 Product Description for Equipment Under Test (EUT)

| General Description of EUT | |
|---|---|
| Product Name: | Wireless Charger |
| Trade Name: | / |
| Model No.: | Z6 |
| Adding Model(s): | Z1, Z2, Z3, Z4, Z5, Z8, Z9, Z10, F1, F2, F4, F5, F6, F7, F8, F9, F12, F13, F15, F15B, F16, F17, F21, M35, M50, M51, M52, M54, M62, M63, M65, M66, M67 |
| Rated Voltage: | QC/PD Input: 18W Type-C |
| Power Adapter Model: | / |
| <p><i>Note: The test data is gathered from a production sample, provided by the manufacturer. The appearance of others models listed in the report is different from main-test model Z6, but the circuit and the electronic construction do not change, declared by the manufacturer.</i></p> | |

| Technical Characteristics of EUT | |
|----------------------------------|------------------------|
| Frequency Range: | 112~205kHz; 300-350kHz |
| Antenna Type: | Coil Antenna |
| Antenna Gain: | 0dBi |
| Radio Technology: | / |

1.2 Test Standards

The tests were performed according to following standards:

FCC Rules Part 15.207: Conducted limits.

FCC Rules Part 15.209: Radiated emission limits; general requirements.

ANSI C63.10-2013: American National Standard for Testing Unlicensed Wireless Devices.

Maintenance of compliance is the responsibility of the manufacturer. Any modification of the product, which result in lowering the emission, should be checked to ensure compliance has been maintained.

1.3 Test Methodology

All measurements contained in this report were conducted with ANSI C63.10-2013, The equipment under test (EUT) was configured to measure its highest possible emission level. The test modes were adapted accordingly in reference to the Operating Instructions.

1.4 Test Facility

Address of the test laboratory

Laboratory: Waltek Testing Group (Shenzhen) Co., Ltd.

Address: 1/F., Room 101, Building 1, Hongwei Industrial Park, Liuxian 2nd Road, Block 70 Bao'an District, Shenzhen, Guangdong, China

FCC – Registration No.: 125990

Waltek Testing Group (Shenzhen) Co., Ltd. EMC Laboratory has been registered and fully described in a report filed with the FCC (Federal Communications Commission). The acceptance letter from the FCC is maintained in our files. The Designation Number is CN5010, and Test Firm Registration Number is 125990.

Industry Canada (IC) Registration No.: 11464A

The 3m Semi-anechoic chamber of Waltek Testing Group (Shenzhen) Co., Ltd. has been registered by Certification and Engineering Bureau of Industry Canada for radio equipment testing with Registration No.: 11464A.

1.5 EUT Setup and Operation Mode

The equipment under test (EUT) was configured to measure its highest possible emission. The test modes were adapted according to the operation manual for use, more detailed description as follows:

| Test Mode List | | | |
|-----------------------|-------------------|---|-------------------------|
| Test Mode | Description | Remark | Power Supply Mode |
| TM1 | Wireless Charging | Output 5W (Smart phone) | QC/PD Input: 18W Type-C |
| TM2 | Wireless Charging | Output 10W (Smart phone) | QC/PD Input: 18W Type-C |
| TM3 | Wireless Charging | Output 15W (Smart phone) | QC/PD Input: 18W Type-C |
| TM4 | Wireless Charging | Output 5W (Air pods) | QC/PD Input: 18W Type-C |
| TM5 | Wireless Charging | Output 2.5W (Apple Watch) | QC/PD Input: 18W Type-C |
| TM6 | Wireless Charging | Output 15W (Smart phone) + Output 5W (Air pods) + Output 2.5W (Apple Watch) | QC/PD Input: 18W Type-C |

| EUT Cable List and Details | | | |
|-----------------------------------|------------|---------------------|------------------------|
| Cable Description | Length (m) | Shielded/Unshielded | With / Without Ferrite |
| / | / | / | / |

| Special Cable List and Details | | | |
|---------------------------------------|------------|---------------------|------------------------|
| Cable Description | Length (m) | Shielded/Unshielded | With / Without Ferrite |
| USB Cable | 1.20 | Unshielded | Without Ferrite |

| Auxiliary Equipment List and Details | | | |
|---|--------------|-----------|---------------|
| Description | Manufacturer | Model | Serial Number |
| iWatch | Apple | MKJP3CH/A | / |
| iPhone | Apple | MGC33CH/A | / |
| Ar pods | Apple | A2190 | / |
| Adapter | Xiaomi | MDY-08-ES | / |

1.6 Measurement Uncertainty

| Measurement uncertainty | | |
|-------------------------|------------|--------------------------------|
| Parameter | Conditions | Uncertainty |
| Conducted Emissions | Conducted | 9-150kHz $\pm 3.74\text{dB}$ |
| | | 0.15-30MHz $\pm 3.34\text{dB}$ |
| Radiated Emissions | Radiated | 30-200MHz $\pm 4.52\text{dB}$ |
| | | 0.2-1GHz $\pm 5.56\text{dB}$ |
| | | 1-6GHz $\pm 3.84\text{dB}$ |
| | | 6-18GHz $\pm 3.92\text{dB}$ |

1.7 Test Equipment List and Details

| No. | Description | Manufacturer | Model | Serial No. | Cal Date | Due. Date |
|---|-------------------------|-----------------|-----------------------|-------------|------------|------------|
| SEMT-1075 | Communication Tester | Rohde & Schwarz | CMW500 | 148650 | 2022-03-22 | 2023-03-21 |
| SEMT-1063 | GSM Tester | Rohde & Schwarz | CMU200 | 114403 | 2022-03-22 | 2023-03-21 |
| SEMT-1072 | Spectrum Analyzer | Agilent | E4407B | MY41440400 | 2022-03-25 | 2023-03-24 |
| SEMT-1079 | Spectrum Analyzer | Agilent | N9020A | US47140102 | 2022-03-22 | 2023-03-21 |
| SEMT-1080 | Signal Generator | Agilent | 83752A | 3610A01453 | 2022-03-22 | 2023-03-21 |
| SEMT-1081 | Vector Signal Generator | Agilent | N5182A | MY47070202 | 2022-03-22 | 2023-03-21 |
| SEMT-1028 | Power Divider | Weinschel | 1506A | PM204 | 2022-03-22 | 2023-03-21 |
| SEMT-1082 | Power Divider | RF-Lambda | RFLT4W5M18G | 14110400027 | 2022-03-22 | 2023-03-21 |
| SEMT-C001 | Cable | Zheng DI | LL142-07-07-10M(A) | / | / | / |
| SEMT-C002 | Cable | Zheng DI | ZT40-2.92J-2.92J-6M | / | / | / |
| SEMT-C003 | Cable | Zheng DI | ZT40-2.92J-2.92J-2.5M | / | / | / |
| SEMT-C004 | Cable | Zheng DI | 2M0RFC | / | / | / |
| SEMT-C005 | Cable | Zheng DI | 1M0RFC | / | / | / |
| SEMT-C006 | Cable | Zheng DI | 1M0RFC | / | / | / |
| <input checked="" type="checkbox"/> Chamber A: Below 1GHz | | | | | | |
| SEMT-1031 | Spectrum Analyzer | Rohde & Schwarz | FSP30 | 836079/035 | 2022-03-22 | 2023-03-21 |
| SEMT-1007 | EMI Test Receiver | Rohde & Schwarz | ESVB | 825471/005 | 2022-03-22 | 2023-03-21 |
| SEMT-1008 | Amplifier | Agilent | 8447F | 3113A06717 | 2022-01-07 | 2023-01-06 |
| SEMT-1069 | Loop Antenna | Schwarz beck | FMZB 1516 | 9773 | 2021-03-20 | 2023-03-19 |
| SEMT-1068 | Broadband Antenna | Schwarz beck | VULB9163 | 9163-333 | 2021-03-20 | 2023-03-19 |
| <input checked="" type="checkbox"/> Chamber A: Above 1GHz | | | | | | |
| SEMT-1031 | Spectrum Analyzer | Rohde & Schwarz | FSP30 | 836079/035 | 2022-03-22 | 2023-03-21 |
| SEMT-1007 | EMI Test Receiver | Rohde & Schwarz | ESVB | 825471/005 | 2022-03-22 | 2023-03-21 |
| SEMT-1043 | Amplifier | C&D | PAP-1G18 | 2002 | 2022-03-22 | 2023-03-21 |
| SEMT-1042 | Horn Antenna | ETS | 3117 | 00086197 | 2021-03-19 | 2023-03-18 |

| | | | | | | |
|---|--------------------------------|---------------------------|-------------|-----------------|------------|------------|
| SEMT-1121 | Horn Antenna | Schwarzbeck | BBHA 9170 | BBHA91705 82 | 2021-04-27 | 2023-04-26 |
| SEMT-1169 | Pre-amplifier | Direction Systems Inc. | PAP-2640 | 14145-1415 3 | 2021-04-27 | 2022-04-26 |
| SEMT-1163 | Spectrum Analyzer | Rohde & Schwarz | FSP40 | 100612 | 2022-03-22 | 2023-03-21 |
| <input type="checkbox"/> Chamber B:Below 1GHz | | | | | | |
| SEMT-1068 | Trilog Broadband Antenna | Schwarz beck | VULB9163(B) | 9163-635 | 2021-04-09 | 2023-04-08 |
| SEMT-1067 | Amplifier | Agilent | 8447D | 2944A10179 | 2022-03-22 | 2023-03-21 |
| SEMT-1066 | EMI Test Receiver | Rohde & Schwarz | ESPI | 101391 | 2022-03-25 | 2023-03-24 |
| <input type="checkbox"/> Chamber C:Below 1GHz | | | | | | |
| SEMT-1319 | EMI Test Receiver | Rohde & Schwarz | ESIB 26 | 100401 | 2022-01-07 | 2023-01-06 |
| SEMT-1343 | Trilog Broadband Antenna | Schwarz beck | VULB 9168 | 1194 | 2021-05-28 | 2023-05-27 |
| SEMT-1333 | Amplifier | HP | 8447F | 2944A03869 | 2022-03-22 | 2023-03-21 |
| <input checked="" type="checkbox"/> Conducted Room 1# | | | | | | |
| SEMT-1001 | EMI Test Receiver | Rohde & Schwarz | ESPI | 101611 | 2022-03-22 | 2023-03-21 |
| SEMT-1002 | Pulse Limiter | Rohde & Schwarz | ESH3-Z2 | 100911 | 2022-03-25 | 2023-03-24 |
| SEMT-1003 | AC LISN | Schwarz beck | NSLK8126 | 8126-224 | 2022-03-22 | 2023-03-21 |
| <input type="checkbox"/> Conducted Room 2# | | | | | | |
| SEMT-1334 | EMI Test Receiver | Rohde & Schwarz | ESPI | 101259 | 2022-03-22 | 2023-03-21 |
| SEMT-1336 | LISN | Rohde & Schwarz | ENV 216 | 100097 | 2022-03-22 | 2023-03-21 |

| Software List | | | |
|--|--------------|--------|---------|
| Description | Manufacturer | Model | Version |
| EMI Test Software (Radiated Emission)* | Farad | EZ-EMC | RA-03A1 |
| EMI Test Software (Conducted Emission)* | Farad | EZ-EMC | RA-03A1 |

*Remark: indicates software version used in the compliance certification testing.

2. SUMMARY OF TEST RESULTS

| Description of Test | Result |
|--------------------------------|-----------|
| §15.203 Antenna Requirement | Compliant |
| §15.207 (a) Conducted Emission | Compliant |
| §15.209 Radiated Emission | Compliant |

N/A: not applicable.

3. Antenna Requirement

3.1 Standard Applicable

According to FCC Part 15.203, an intentional radiator shall be designed to ensure that no antenna other than that furnished by the responsible party shall be used with the device. The use of a permanently attached antenna or of an antenna that uses a unique coupling to the intentional radiator shall be considered sufficient to comply with the provisions of this section.

3.2 Test Result

This product has a Coil Antenna, fulfill the requirement of this section.

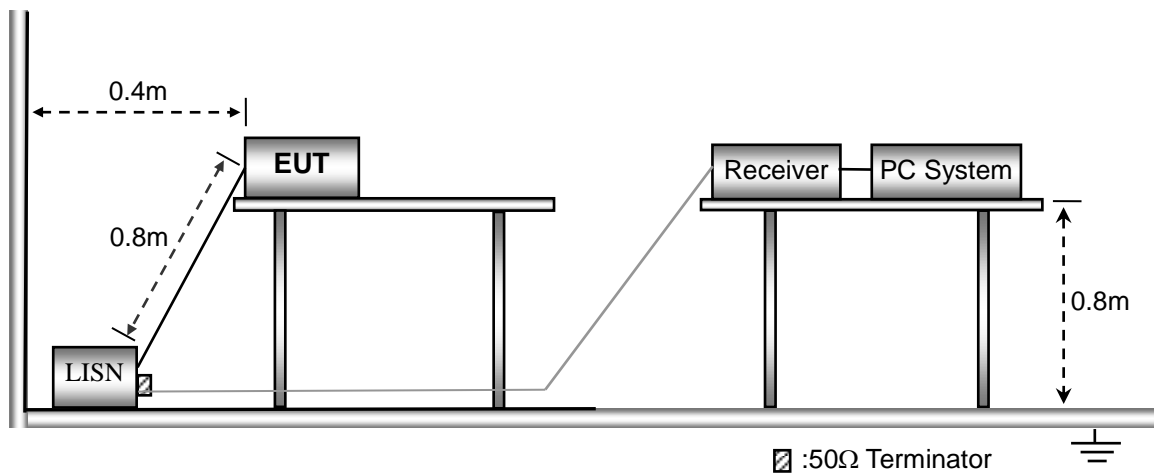
4. Conducted Emissions

4.1 Test Procedure

The setup of EUT is according with per ANSI C63.10-2013 measurement procedure. The specification used was with the FCC Part 15.207 Limit.

The external I/O cables were draped along the test table and formed a bundle 30 to 40cm long in the middle. The spacing between the peripherals was 10cm.

4.2 Basic Test Setup Block Diagram

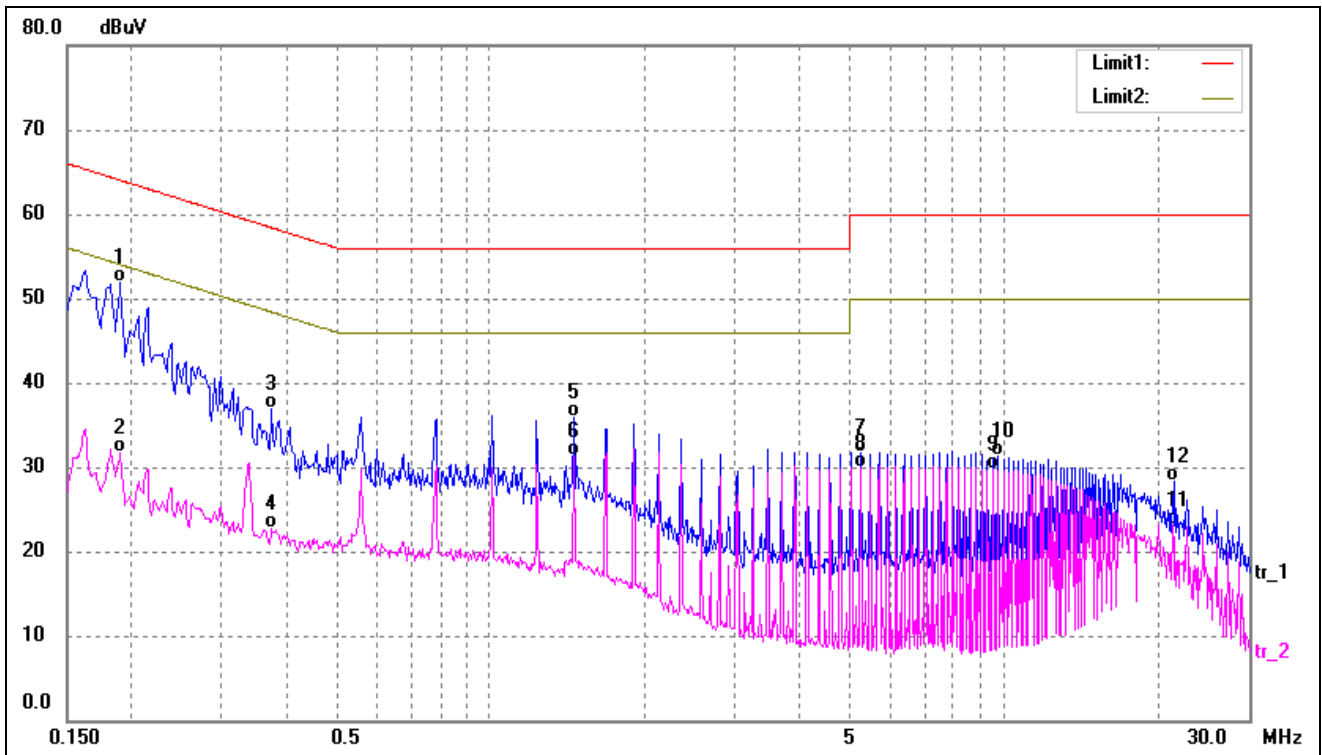


4.3 Environmental Conditions

| | |
|--------------------|-----------|
| Temperature: | 23.5°C |
| Relative Humidity: | 54% |
| ATM Pressure: | 1011 mbar |

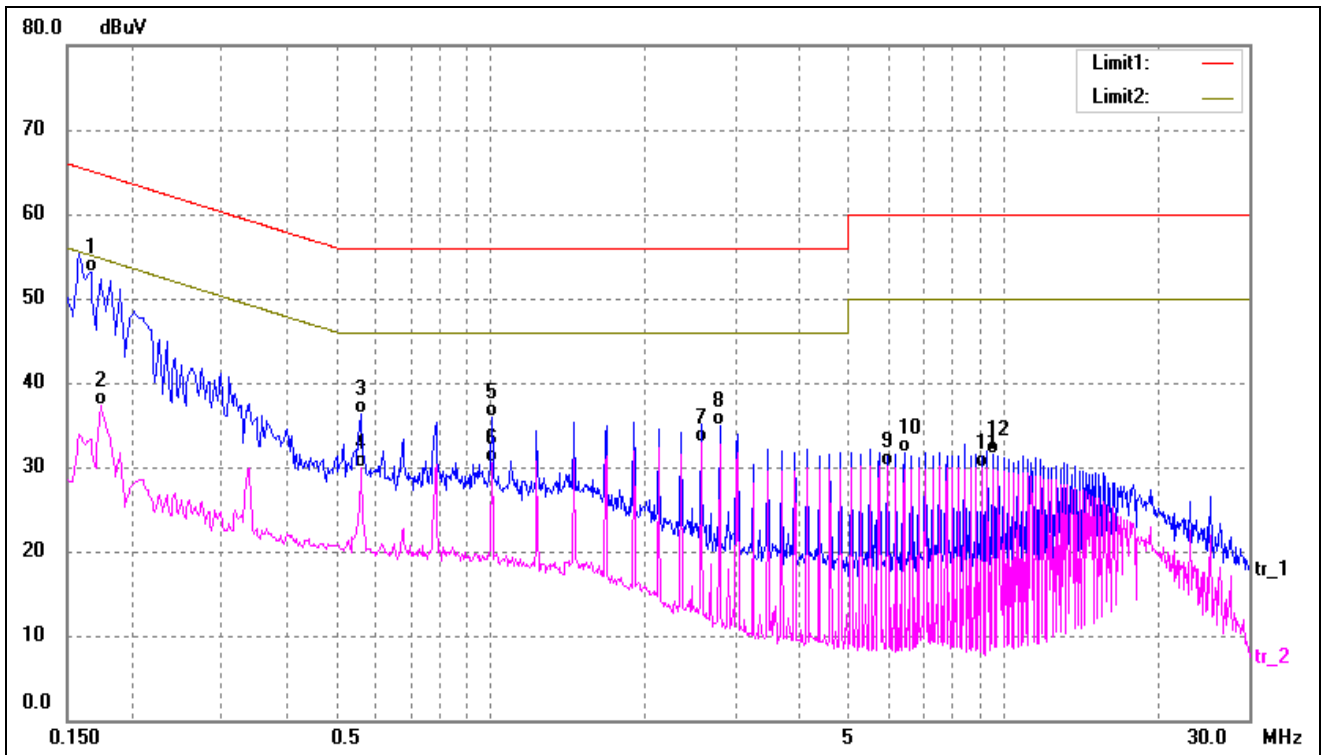
4.4 Summary of Test Results/Plots

| | | | |
|------------|-----|-----------|------|
| Test mode: | TM1 | Polarity: | Line |
|------------|-----|-----------|------|



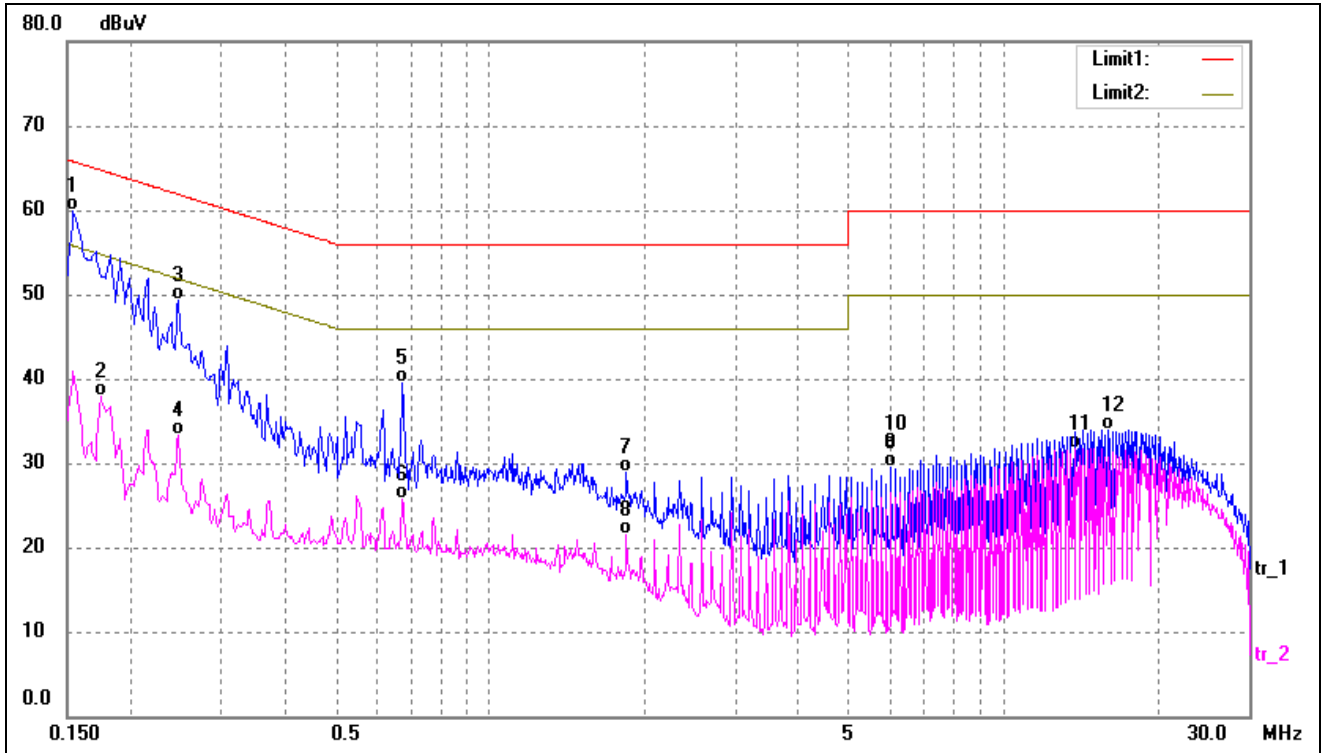
| No. | Frequency (MHz) | Reading (dBuV) | Correct (dB) | Result (dBuV) | Limit (dBuV) | Margin (dB) | Detector |
|-----|-----------------|----------------|--------------|---------------|--------------|-------------|----------|
| 1* | 0.1900 | 41.44 | 10.37 | 51.81 | 64.04 | -12.23 | QP |
| 2 | 0.1900 | 21.24 | 10.37 | 31.61 | 54.04 | -22.43 | AVG |
| 3 | 0.3740 | 26.54 | 10.30 | 36.84 | 58.41 | -21.57 | QP |
| 4 | 0.3740 | 12.48 | 10.30 | 22.78 | 48.41 | -25.63 | AVG |
| 5 | 1.4580 | 25.60 | 10.37 | 35.97 | 56.00 | -20.03 | QP |
| 6 | 1.4580 | 20.97 | 10.37 | 31.34 | 46.00 | -14.66 | AVG |
| 7 | 5.2660 | 21.78 | 9.99 | 31.77 | 60.00 | -28.23 | QP |
| 8 | 5.2660 | 19.99 | 9.99 | 29.98 | 50.00 | -20.02 | AVG |
| 9 | 9.5220 | 19.77 | 9.88 | 29.65 | 50.00 | -20.35 | AVG |
| 10 | 9.7460 | 21.37 | 9.88 | 31.25 | 60.00 | -28.75 | QP |
| 11 | 21.3540 | 12.94 | 10.24 | 23.18 | 50.00 | -26.82 | AVG |
| 12 | 21.5060 | 17.98 | 10.24 | 28.22 | 60.00 | -31.78 | QP |

| | | | |
|------------|-----|-----------|---------|
| Test mode: | TM1 | Polarity: | Neutral |
|------------|-----|-----------|---------|



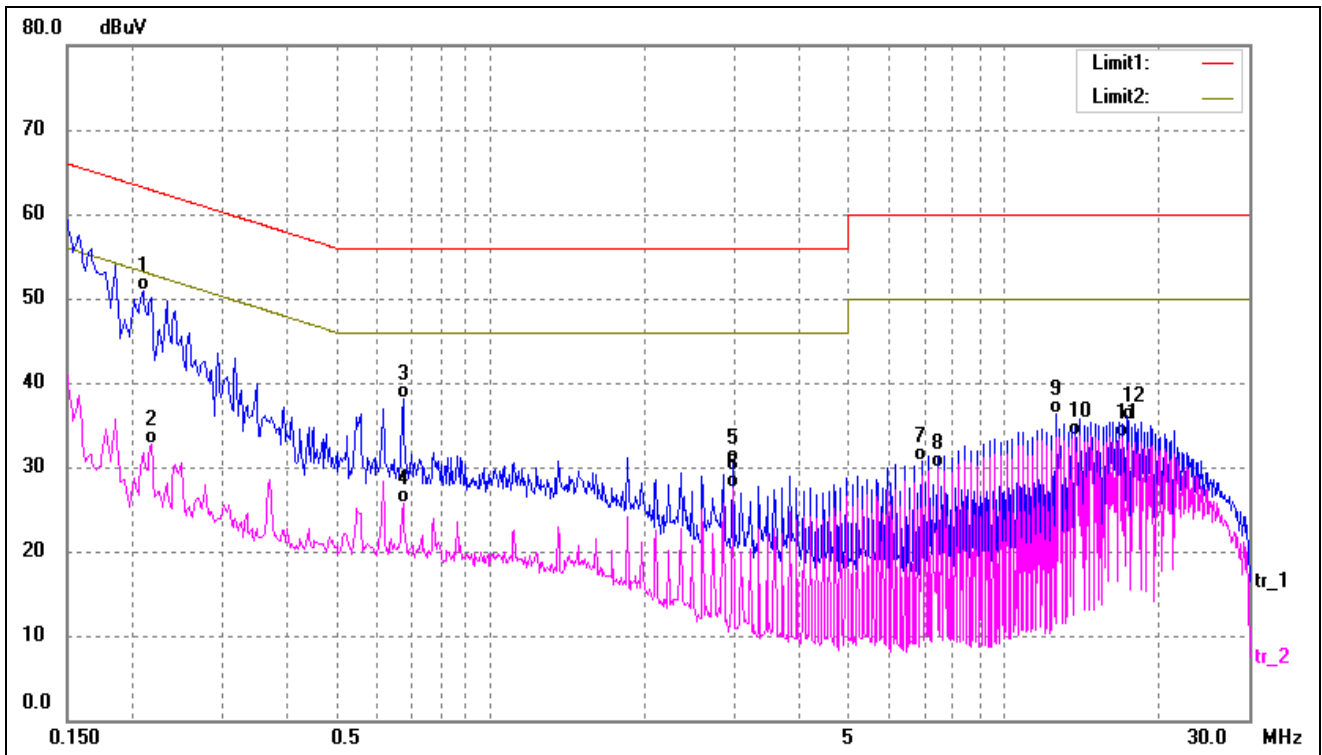
| No. | Frequency (MHz) | Reading (dBuV) | Correct (dB) | Result (dBuV) | Limit (dBuV) | Margin (dB) | Detector |
|-----|-----------------|----------------|--------------|---------------|--------------|-------------|----------|
| 1* | 0.1660 | 42.70 | 10.37 | 53.07 | 65.16 | -12.09 | QP |
| 2 | 0.1740 | 26.98 | 10.37 | 37.35 | 54.77 | -17.42 | AVG |
| 3 | 0.5580 | 25.98 | 10.29 | 36.27 | 56.00 | -19.73 | QP |
| 4 | 0.5620 | 19.55 | 10.30 | 29.85 | 46.00 | -16.15 | AVG |
| 5 | 1.0100 | 25.26 | 10.56 | 35.82 | 56.00 | -20.18 | QP |
| 6 | 1.0100 | 19.92 | 10.56 | 30.48 | 46.00 | -15.52 | AVG |
| 7 | 2.5780 | 22.77 | 10.10 | 32.87 | 46.00 | -13.13 | AVG |
| 8 | 2.8020 | 24.76 | 10.10 | 34.86 | 56.00 | -21.14 | QP |
| 9 | 5.9380 | 20.07 | 9.97 | 30.04 | 50.00 | -19.96 | AVG |
| 10 | 6.3860 | 21.83 | 9.96 | 31.79 | 60.00 | -28.21 | QP |
| 11 | 9.0740 | 20.04 | 9.90 | 29.94 | 50.00 | -20.06 | AVG |
| 12 | 9.5220 | 21.64 | 9.88 | 31.52 | 60.00 | -28.48 | QP |

| | | | |
|------------|-----|-----------|------|
| Test mode: | TM2 | Polarity: | Line |
|------------|-----|-----------|------|



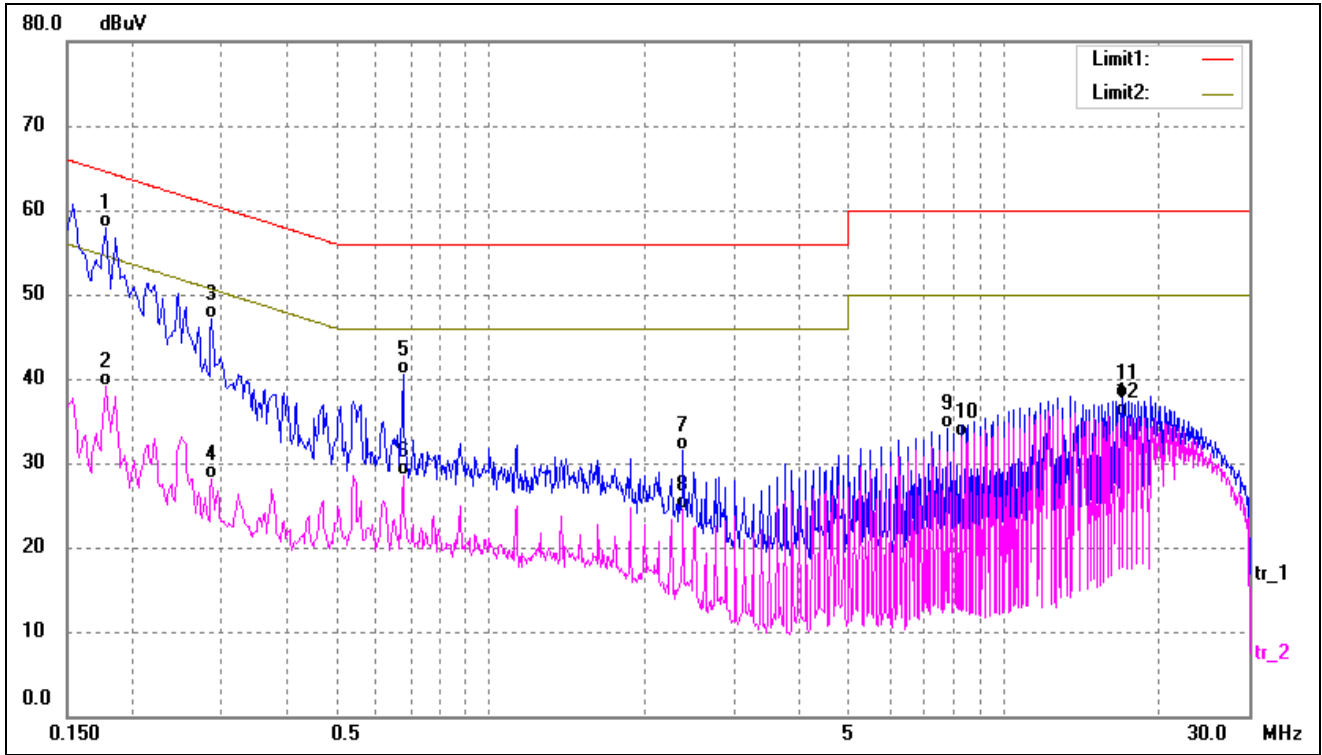
| No. | Frequency (MHz) | Reading (dBuV) | Correct (dB) | Result (dBuV) | Limit (dBuV) | Margin (dB) | Detector |
|-----|-----------------|----------------|--------------|---------------|--------------|-------------|----------|
| 1* | 0.1540 | 49.50 | 10.37 | 59.87 | 65.78 | -5.91 | QP |
| 2 | 0.1740 | 27.62 | 10.37 | 37.99 | 54.77 | -16.78 | AVG |
| 3 | 0.2460 | 38.98 | 10.35 | 49.33 | 61.89 | -12.56 | QP |
| 4 | 0.2460 | 22.90 | 10.35 | 33.25 | 51.89 | -18.64 | AVG |
| 5 | 0.6740 | 29.09 | 10.36 | 39.45 | 56.00 | -16.55 | QP |
| 6 | 0.6740 | 15.27 | 10.36 | 25.63 | 46.00 | -20.37 | AVG |
| 7 | 1.8460 | 18.76 | 10.19 | 28.95 | 56.00 | -27.05 | QP |
| 8 | 1.8460 | 11.27 | 10.19 | 21.46 | 46.00 | -24.54 | AVG |
| 9 | 6.0340 | 19.53 | 9.97 | 29.50 | 60.00 | -30.50 | QP |
| 10 | 6.0340 | 21.78 | 9.97 | 31.75 | 50.00 | -18.25 | AVG |
| 11 | 13.7940 | 21.70 | 10.09 | 31.79 | 50.00 | -18.21 | AVG |
| 12 | 16.0100 | 23.73 | 10.17 | 33.90 | 60.00 | -26.10 | QP |

| | | | |
|------------|-----|-----------|---------|
| Test mode: | TM2 | Polarity: | Neutral |
|------------|-----|-----------|---------|



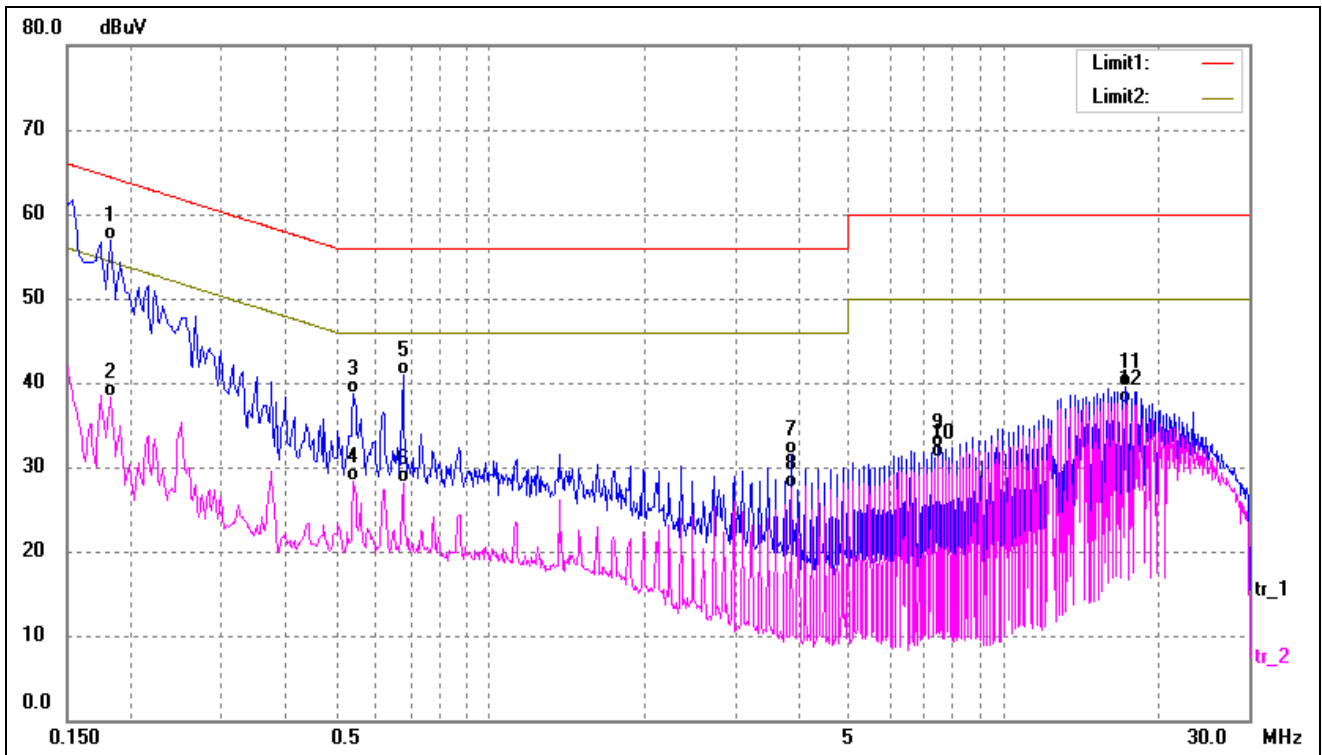
| No. | Frequency (MHz) | Reading (dBuV) | Correct (dB) | Result (dBuV) | Limit (dBuV) | Margin (dB) | Detector |
|-----|-----------------|----------------|--------------|---------------|--------------|-------------|----------|
| 1* | 0.2100 | 40.51 | 10.37 | 50.88 | 63.21 | -12.33 | QP |
| 2 | 0.2180 | 22.41 | 10.36 | 32.77 | 52.89 | -20.12 | AVG |
| 3 | 0.6780 | 27.76 | 10.37 | 38.13 | 56.00 | -17.87 | QP |
| 4 | 0.6780 | 15.39 | 10.37 | 25.76 | 46.00 | -20.24 | AVG |
| 5 | 2.9660 | 20.48 | 10.09 | 30.57 | 56.00 | -25.43 | QP |
| 6 | 2.9660 | 17.34 | 10.09 | 27.43 | 46.00 | -18.57 | AVG |
| 7 | 6.9180 | 20.72 | 9.95 | 30.67 | 60.00 | -29.33 | QP |
| 8 | 7.4140 | 19.97 | 9.94 | 29.91 | 50.00 | -20.09 | AVG |
| 9 | 12.6020 | 26.20 | 10.01 | 36.21 | 60.00 | -23.79 | QP |
| 10 | 13.8380 | 23.57 | 10.09 | 33.66 | 50.00 | -16.34 | AVG |
| 11 | 17.0500 | 23.23 | 10.19 | 33.42 | 50.00 | -16.58 | AVG |
| 12 | 17.5460 | 25.26 | 10.20 | 35.46 | 60.00 | -24.54 | QP |

| | | | |
|------------|-----|-----------|------|
| Test mode: | TM3 | Polarity: | Line |
|------------|-----|-----------|------|



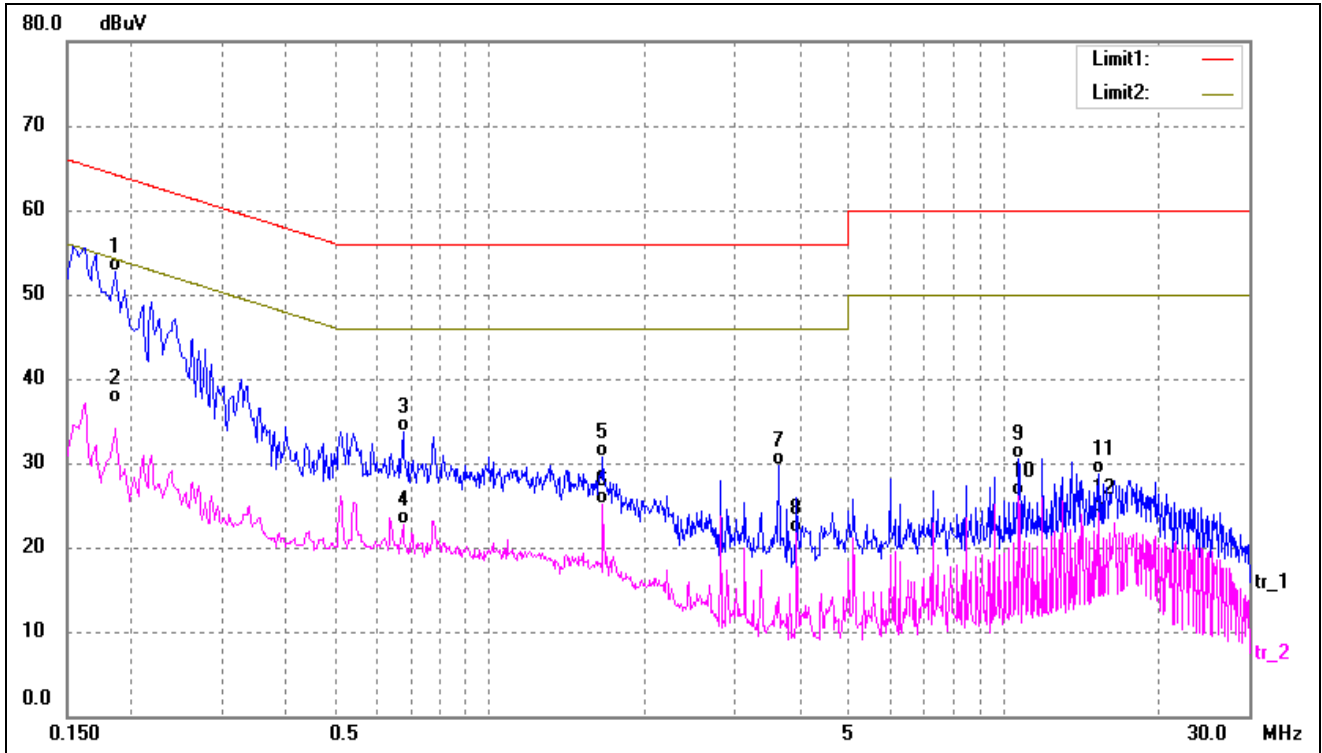
| No. | Frequency (MHz) | Reading (dBuV) | Correct (dB) | Result (dBuV) | Limit (dBuV) | Margin (dB) | Detector |
|-----|-----------------|----------------|--------------|---------------|--------------|-------------|----------|
| 1* | 0.1780 | 47.54 | 10.37 | 57.91 | 64.58 | -6.67 | QP |
| 2 | 0.1780 | 28.77 | 10.37 | 39.14 | 54.58 | -15.44 | AVG |
| 3 | 0.2860 | 36.79 | 10.34 | 47.13 | 60.64 | -13.51 | QP |
| 4 | 0.2860 | 17.77 | 10.34 | 28.11 | 50.64 | -22.53 | AVG |
| 5 | 0.6780 | 30.22 | 10.37 | 40.59 | 56.00 | -15.41 | QP |
| 6 | 0.6780 | 18.16 | 10.37 | 28.53 | 46.00 | -17.47 | AVG |
| 7 | 2.3740 | 21.43 | 10.11 | 31.54 | 56.00 | -24.46 | QP |
| 8 | 2.3740 | 14.37 | 10.11 | 24.48 | 46.00 | -21.52 | AVG |
| 9 | 7.7500 | 24.25 | 9.93 | 34.18 | 60.00 | -25.82 | QP |
| 10 | 8.2500 | 23.25 | 9.92 | 33.17 | 50.00 | -16.83 | AVG |
| 11 | 16.9900 | 27.58 | 10.19 | 37.77 | 60.00 | -22.23 | QP |
| 12 | 16.9900 | 25.26 | 10.19 | 35.45 | 50.00 | -14.55 | AVG |

| | | | |
|------------|-----|-----------|---------|
| Test mode: | TM3 | Polarity: | Neutral |
|------------|-----|-----------|---------|



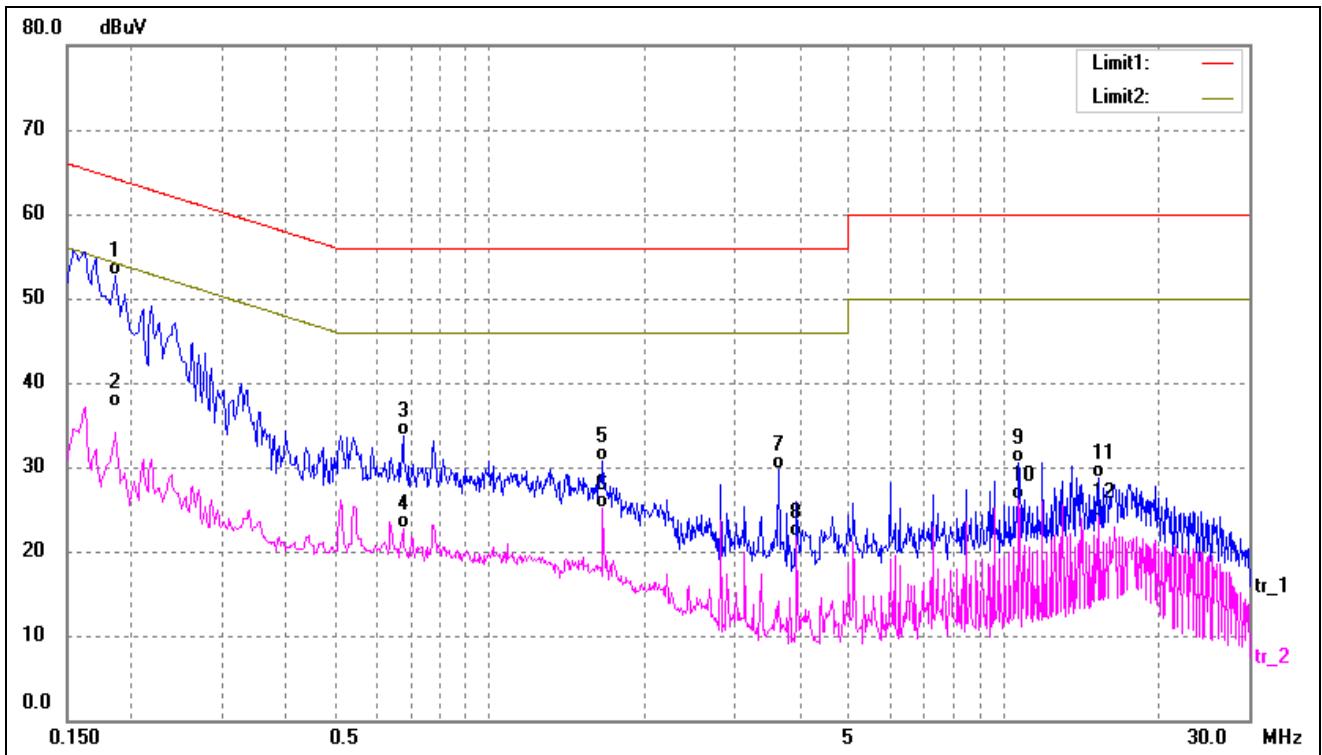
| No. | Frequency (MHz) | Reading (dBuV) | Correct (dB) | Result (dBuV) | Limit (dBuV) | Margin (dB) | Detector |
|-----|-----------------|----------------|--------------|---------------|--------------|-------------|----------|
| 1* | 0.1820 | 46.46 | 10.37 | 56.83 | 64.39 | -7.56 | QP |
| 2 | 0.1820 | 27.86 | 10.37 | 38.23 | 54.39 | -16.16 | AVG |
| 3 | 0.5420 | 28.48 | 10.29 | 38.77 | 56.00 | -17.23 | QP |
| 4 | 0.5420 | 17.98 | 10.29 | 28.27 | 46.00 | -17.73 | AVG |
| 5 | 0.6780 | 30.49 | 10.37 | 40.86 | 56.00 | -15.14 | QP |
| 6 | 0.6780 | 17.66 | 10.37 | 28.03 | 46.00 | -17.97 | AVG |
| 7 | 3.8580 | 21.36 | 10.05 | 31.41 | 56.00 | -24.59 | QP |
| 8 | 3.8580 | 17.47 | 10.05 | 27.52 | 46.00 | -18.48 | AVG |
| 9 | 7.4660 | 22.43 | 9.94 | 32.37 | 60.00 | -27.63 | QP |
| 10 | 7.4660 | 21.12 | 9.94 | 31.06 | 50.00 | -18.94 | AVG |
| 11 | 17.2060 | 29.28 | 10.19 | 39.47 | 60.00 | -20.53 | QP |
| 12 | 17.2060 | 27.38 | 10.19 | 37.57 | 50.00 | -12.43 | AVG |

| | | | |
|------------|-----|-----------|------|
| Test mode: | TM4 | Polarity: | Line |
|------------|-----|-----------|------|



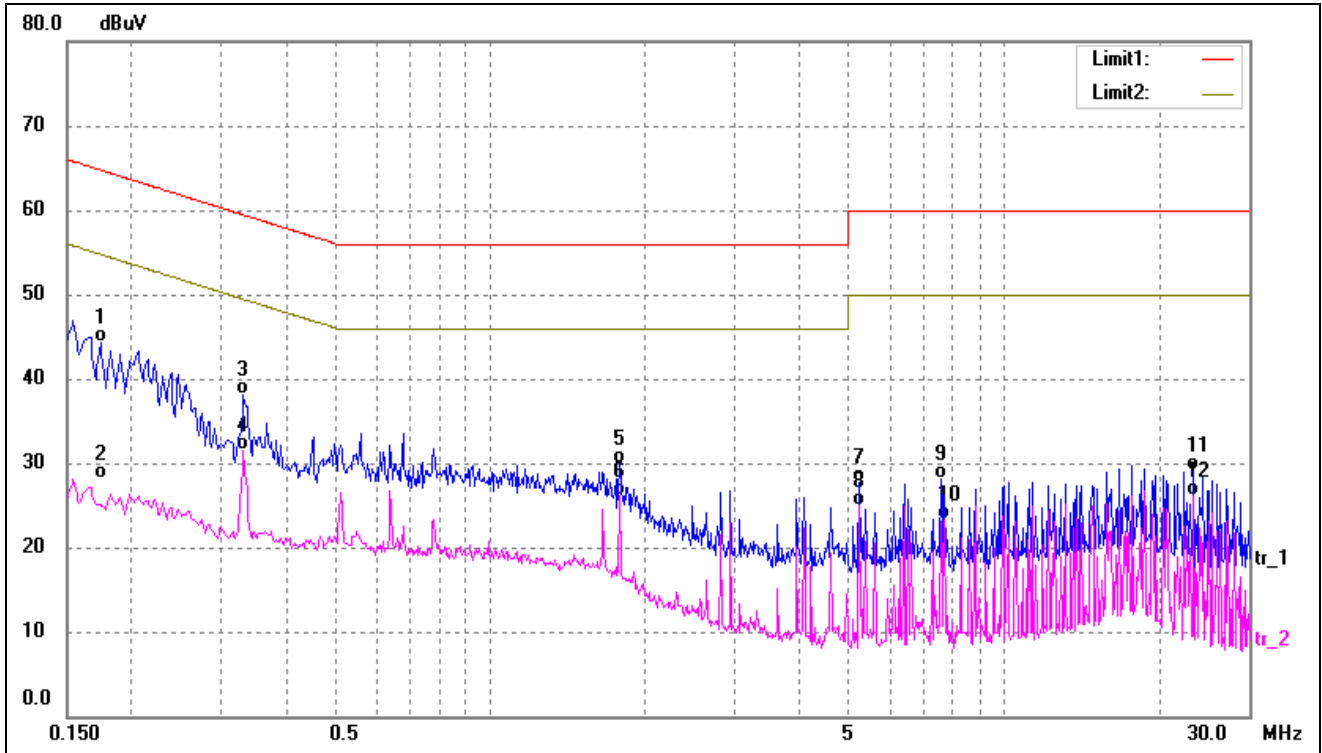
| No. | Frequency (MHz) | Reading (dBuV) | Correct (dB) | Result (dBuV) | Limit (dBuV) | Margin (dB) | Detector |
|-----|-----------------|----------------|--------------|---------------|--------------|-------------|----------|
| 1* | 0.1860 | 42.36 | 10.37 | 52.73 | 64.21 | -11.48 | QP |
| 2 | 0.1860 | 26.76 | 10.37 | 37.13 | 54.21 | -17.08 | AVG |
| 3 | 0.6780 | 23.24 | 10.37 | 33.61 | 56.00 | -22.39 | QP |
| 4 | 0.6780 | 12.42 | 10.37 | 22.79 | 46.00 | -23.21 | AVG |
| 5 | 1.6620 | 20.52 | 10.28 | 30.80 | 56.00 | -25.20 | QP |
| 6 | 1.6620 | 14.74 | 10.28 | 25.02 | 46.00 | -20.98 | AVG |
| 7 | 3.6500 | 19.61 | 10.06 | 29.67 | 56.00 | -26.33 | QP |
| 8 | 3.9620 | 11.63 | 10.04 | 21.67 | 46.00 | -24.33 | AVG |
| 9 | 10.7300 | 20.66 | 9.91 | 30.57 | 60.00 | -29.43 | QP |
| 10 | 10.7300 | 16.26 | 9.91 | 26.17 | 50.00 | -23.83 | AVG |
| 11 | 15.3300 | 18.45 | 10.16 | 28.61 | 60.00 | -31.39 | QP |
| 12 | 15.3300 | 13.99 | 10.16 | 24.15 | 50.00 | -25.85 | AVG |

| | | | |
|------------|-----|-----------|---------|
| Test mode: | TM4 | Polarity: | Neutral |
|------------|-----|-----------|---------|



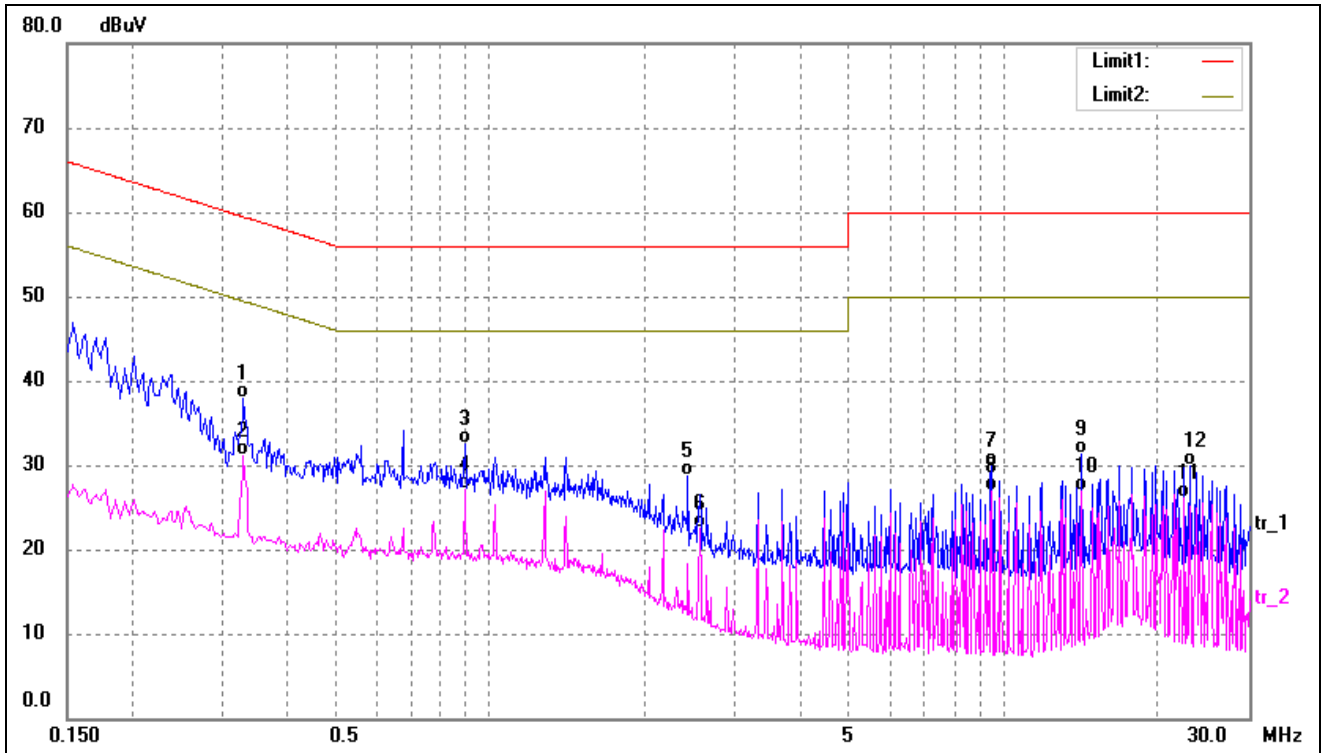
| No. | Frequency (MHz) | Reading (dBuV) | Correct (dB) | Result (dBuV) | Limit (dBuV) | Margin (dB) | Detector |
|-----|-----------------|----------------|--------------|---------------|--------------|-------------|----------|
| 1* | 0.1860 | 42.36 | 10.37 | 52.73 | 64.21 | -11.48 | QP |
| 2 | 0.1860 | 26.76 | 10.37 | 37.13 | 54.21 | -17.08 | AVG |
| 3 | 0.6780 | 23.24 | 10.37 | 33.61 | 56.00 | -22.39 | QP |
| 4 | 0.6780 | 12.42 | 10.37 | 22.79 | 46.00 | -23.21 | AVG |
| 5 | 1.6620 | 20.52 | 10.28 | 30.80 | 56.00 | -25.20 | QP |
| 6 | 1.6620 | 14.74 | 10.28 | 25.02 | 46.00 | -20.98 | AVG |
| 7 | 3.6500 | 19.61 | 10.06 | 29.67 | 56.00 | -26.33 | QP |
| 8 | 3.9620 | 11.63 | 10.04 | 21.67 | 46.00 | -24.33 | AVG |
| 9 | 10.7300 | 20.66 | 9.91 | 30.57 | 60.00 | -29.43 | QP |
| 10 | 10.7300 | 16.26 | 9.91 | 26.17 | 50.00 | -23.83 | AVG |
| 11 | 15.3300 | 18.45 | 10.16 | 28.61 | 60.00 | -31.39 | QP |
| 12 | 15.3300 | 13.99 | 10.16 | 24.15 | 50.00 | -25.85 | AVG |

| | | | |
|------------|-----|-----------|------|
| Test mode: | TM5 | Polarity: | Line |
|------------|-----|-----------|------|



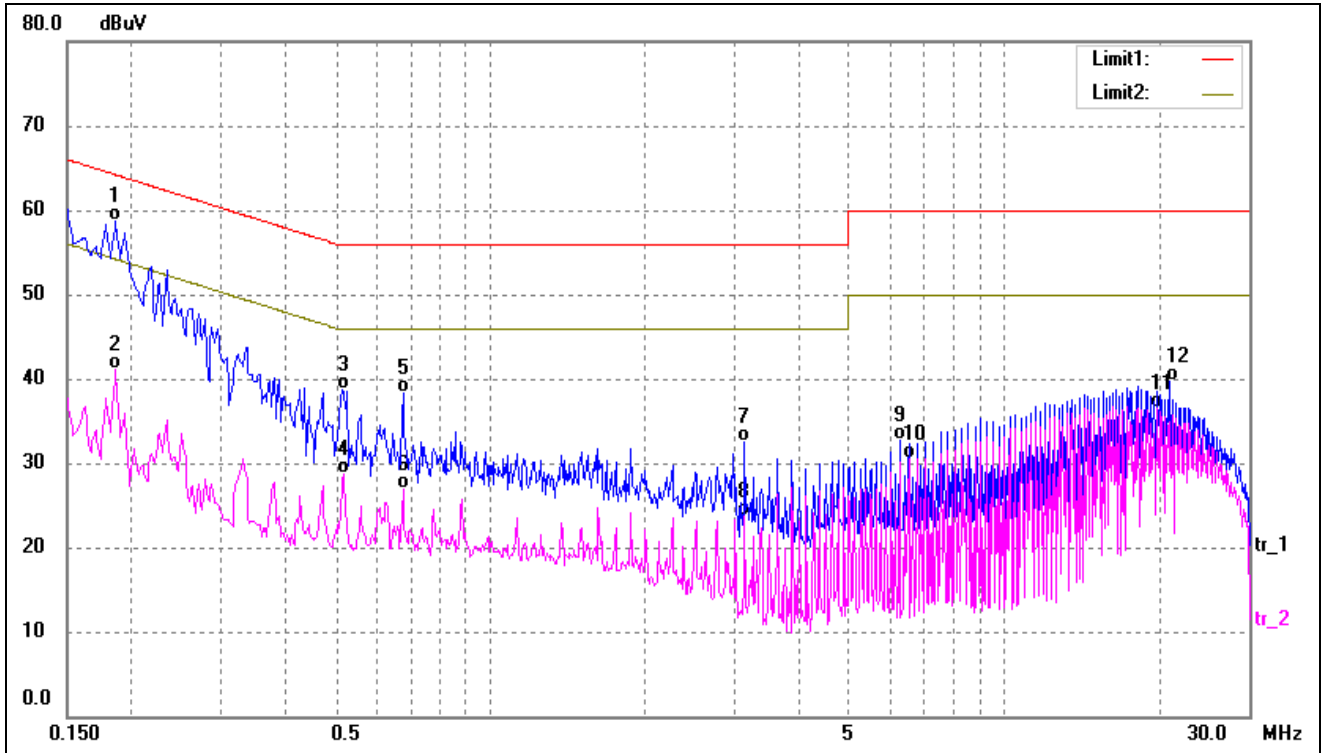
| No. | Frequency (MHz) | Reading (dBuV) | Correct (dB) | Result (dBuV) | Limit (dBuV) | Margin (dB) | Detector |
|-----|-----------------|----------------|--------------|---------------|--------------|-------------|----------|
| 1 | 0.1740 | 33.91 | 10.37 | 44.28 | 64.77 | -20.49 | QP |
| 2 | 0.1740 | 17.66 | 10.37 | 28.03 | 54.77 | -26.74 | AVG |
| 3 | 0.3300 | 27.72 | 10.33 | 38.05 | 59.45 | -21.40 | QP |
| 4* | 0.3300 | 21.09 | 10.33 | 31.42 | 49.45 | -18.03 | AVG |
| 5 | 1.7900 | 19.71 | 10.22 | 29.93 | 56.00 | -26.07 | QP |
| 6 | 1.7900 | 15.81 | 10.22 | 26.03 | 46.00 | -19.97 | AVG |
| 7 | 5.2380 | 17.69 | 10.00 | 27.69 | 60.00 | -32.31 | QP |
| 8 | 5.2380 | 14.83 | 10.00 | 24.83 | 50.00 | -25.17 | AVG |
| 9 | 7.5340 | 18.13 | 9.93 | 28.06 | 60.00 | -31.94 | QP |
| 10 | 7.6660 | 13.42 | 9.93 | 23.35 | 50.00 | -26.65 | AVG |
| 11 | 23.4100 | 18.95 | 10.22 | 29.17 | 60.00 | -30.83 | QP |
| 12 | 23.4100 | 15.91 | 10.22 | 26.13 | 50.00 | -23.87 | AVG |

| | | | |
|------------|-----|-----------|---------|
| Test mode: | TM5 | Polarity: | Neutral |
|------------|-----|-----------|---------|



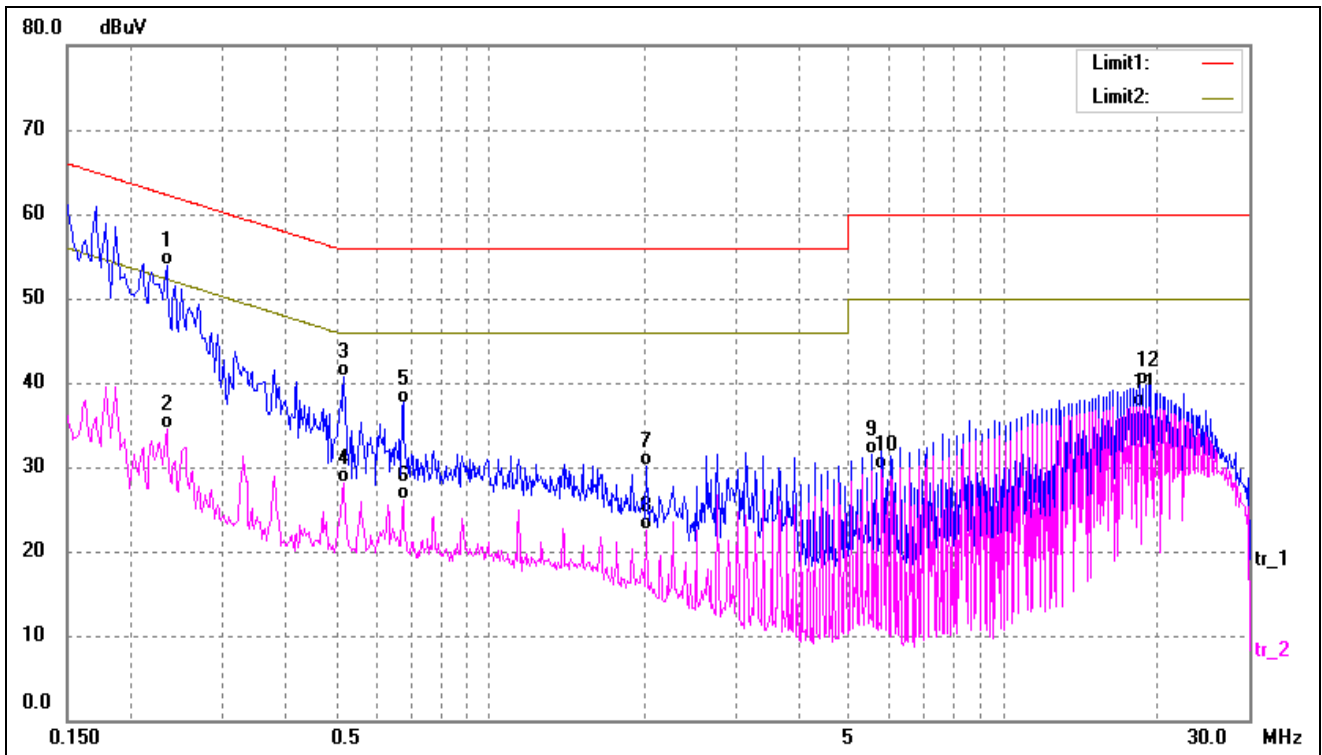
| No. | Frequency (MHz) | Reading (dBuV) | Correct (dB) | Result (dBuV) | Limit (dBuV) | Margin (dB) | Detector |
|-----|-----------------|----------------|--------------|---------------|--------------|-------------|----------|
| 1 | 0.3300 | 27.63 | 10.33 | 37.96 | 59.45 | -21.49 | QP |
| 2* | 0.3300 | 20.76 | 10.33 | 31.09 | 49.45 | -18.36 | AVG |
| 3 | 0.8940 | 22.01 | 10.50 | 32.51 | 56.00 | -23.49 | QP |
| 4 | 0.8940 | 16.51 | 10.50 | 27.01 | 46.00 | -18.99 | AVG |
| 5 | 2.4260 | 18.66 | 10.11 | 28.77 | 56.00 | -27.23 | QP |
| 6 | 2.5540 | 12.48 | 10.11 | 22.59 | 46.00 | -23.41 | AVG |
| 7 | 9.4540 | 20.11 | 9.88 | 29.99 | 60.00 | -30.01 | QP |
| 8 | 9.4540 | 17.01 | 9.88 | 26.89 | 50.00 | -23.11 | AVG |
| 9 | 14.1780 | 21.19 | 10.10 | 31.29 | 60.00 | -28.71 | QP |
| 10 | 14.1780 | 16.86 | 10.10 | 26.96 | 50.00 | -23.04 | AVG |
| 11 | 22.4260 | 15.81 | 10.23 | 26.04 | 50.00 | -23.96 | AVG |
| 12 | 23.1100 | 19.65 | 10.23 | 29.88 | 60.00 | -30.12 | QP |

| | | | |
|------------|-----|-----------|------|
| Test mode: | TM6 | Polarity: | Line |
|------------|-----|-----------|------|



| No. | Frequency (MHz) | Reading (dBuV) | Correct (dB) | Result (dBuV) | Limit (dBuV) | Margin (dB) | Detector |
|-----|-----------------|----------------|--------------|---------------|--------------|-------------|----------|
| 1* | 0.1860 | 48.27 | 10.37 | 58.64 | 64.21 | -5.57 | QP |
| 2 | 0.1860 | 30.79 | 10.37 | 41.16 | 54.21 | -13.05 | AVG |
| 3 | 0.5140 | 28.38 | 10.27 | 38.65 | 56.00 | -17.35 | QP |
| 4 | 0.5180 | 18.53 | 10.27 | 28.80 | 46.00 | -17.20 | AVG |
| 5 | 0.6780 | 27.89 | 10.37 | 38.26 | 56.00 | -17.74 | QP |
| 6 | 0.6780 | 16.57 | 10.37 | 26.94 | 46.00 | -19.06 | AVG |
| 7 | 3.1300 | 22.48 | 10.08 | 32.56 | 56.00 | -23.44 | QP |
| 8 | 3.1300 | 13.71 | 10.08 | 23.79 | 46.00 | -22.21 | AVG |
| 9 | 6.2740 | 22.74 | 9.96 | 32.70 | 60.00 | -27.30 | QP |
| 10 | 6.5260 | 20.49 | 9.96 | 30.45 | 50.00 | -19.55 | AVG |
| 11 | 19.8540 | 26.26 | 10.25 | 36.51 | 50.00 | -13.49 | AVG |
| 12 | 21.1100 | 29.43 | 10.24 | 39.67 | 60.00 | -20.33 | QP |

| | | | |
|------------|-----|-----------|---------|
| Test mode: | TM6 | Polarity: | Neutral |
|------------|-----|-----------|---------|



| No. | Frequency (MHz) | Reading (dBuV) | Correct (dB) | Result (dBuV) | Limit (dBuV) | Margin (dB) | Detector |
|-----|-----------------|----------------|--------------|---------------|--------------|-------------|----------|
| 1* | 0.2340 | 43.50 | 10.36 | 53.86 | 62.31 | -8.45 | QP |
| 2 | 0.2340 | 24.05 | 10.36 | 34.41 | 52.31 | -17.90 | AVG |
| 3 | 0.5180 | 30.40 | 10.27 | 40.67 | 56.00 | -15.33 | QP |
| 4 | 0.5180 | 17.81 | 10.27 | 28.08 | 46.00 | -17.92 | AVG |
| 5 | 0.6780 | 27.23 | 10.37 | 37.60 | 56.00 | -18.40 | QP |
| 6 | 0.6780 | 15.77 | 10.37 | 26.14 | 46.00 | -19.86 | AVG |
| 7 | 2.0180 | 19.94 | 10.13 | 30.07 | 56.00 | -25.93 | QP |
| 8 | 2.0180 | 12.30 | 10.13 | 22.43 | 46.00 | -23.57 | AVG |
| 9 | 5.5500 | 21.59 | 9.99 | 31.58 | 60.00 | -28.42 | QP |
| 10 | 5.8020 | 19.79 | 9.98 | 29.77 | 50.00 | -20.23 | AVG |
| 11 | 18.3940 | 26.88 | 10.22 | 37.10 | 50.00 | -12.90 | AVG |
| 12 | 18.8980 | 29.56 | 10.23 | 39.79 | 60.00 | -20.21 | QP |

5. RADIATED EMISSION

5.1 Standard Applicable

According to 15.209(a), radiated emission limits; general requirements.

| Frequency (MHz) | Field Strength | | Field Strength Limit at 3m Measurement Dist | |
|-----------------|----------------|--------------|---|--------------------------------|
| | uV/m | Distance (m) | uV/m | dBuV/m |
| 0.009 ~ 0.490 | 2400/F(kHz) | 300 | 10000 * 2400/F(kHz) | $20\log^{(2400/F(kHz))} + 80$ |
| 0.490 ~ 1.705 | 24000/F(kHz) | 30 | 100 * 24000/F(kHz) | $20\log^{(24000/F(kHz))} + 40$ |
| 1.705 ~ 30 | 30 | 30 | 100 * 30 | $20\log^{(30)} + 40$ |
| 30 ~ 88 | 100 | 3 | 100 | $20\log^{(100)}$ |
| 88 ~ 216 | 150 | 3 | 150 | $20\log^{(150)}$ |
| 216 ~ 960 | 200 | 3 | 200 | $20\log^{(200)}$ |
| Above 960 | 500 | 3 | 500 | $20\log^{(500)}$ |

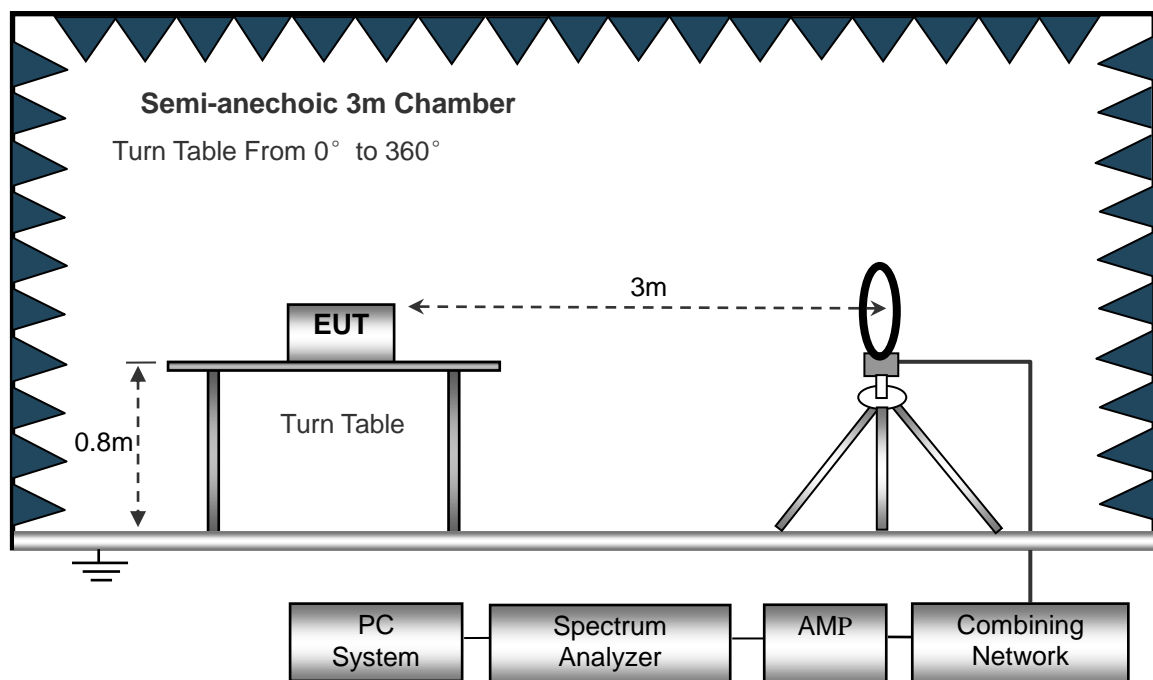
5.2 Test Procedure

The setup of EUT is according with per ANSI C63.10-2013 measurement procedure. The specification used was with the FCC Part 15.209 Limit.

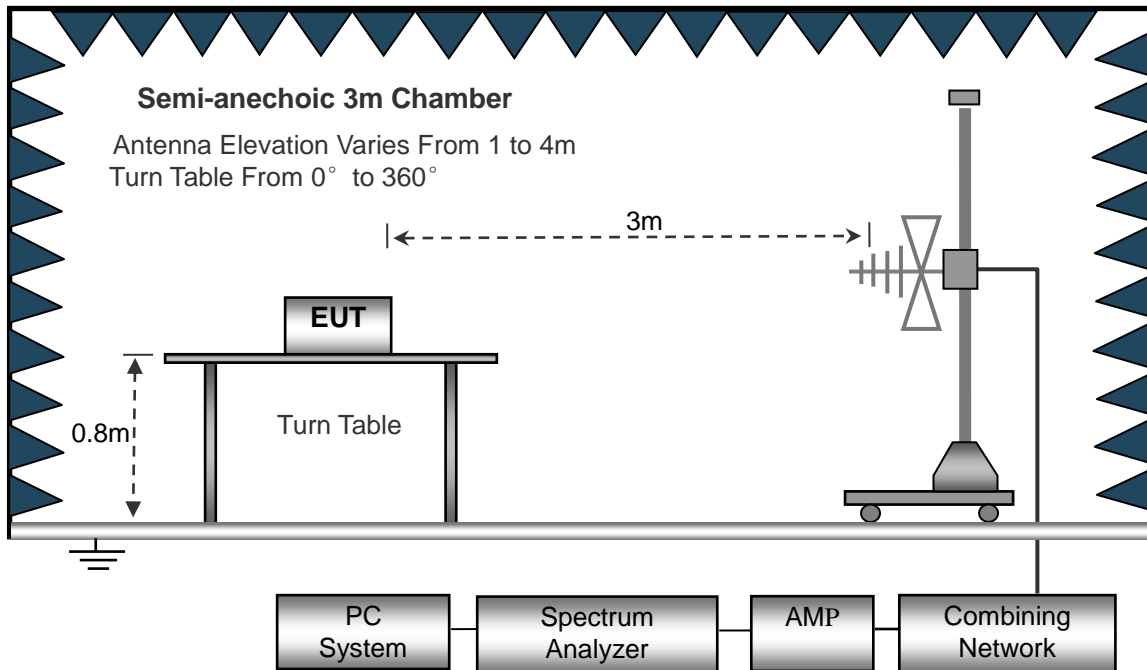
The external I/O cables were draped along the test table and formed a bundle 30 to 40cm long in the middle.

The spacing between the peripherals was 10cm.

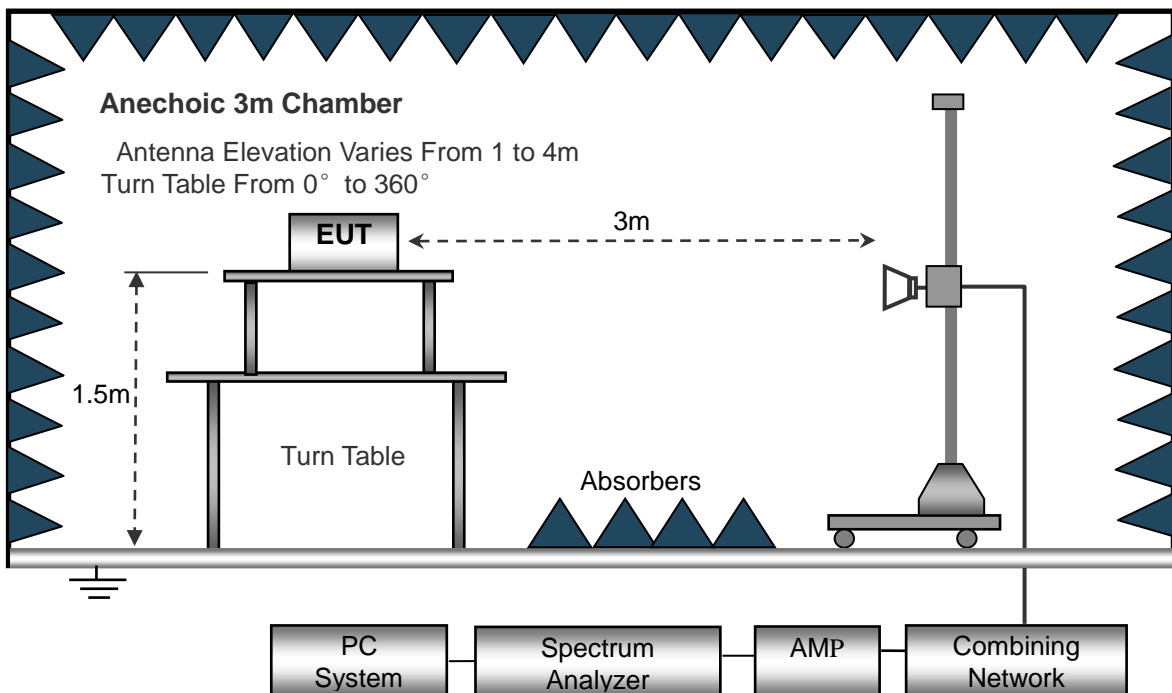
The test setup for emission measurement below 30MHz.



The test setup for emission measurement from 30MHz to 1GHz.



The test setup for emission measurement above 1GHz.



5.3 Test Receiver Setup

Frequency :9kHz-30MHz
 RBW=10kHz,
 VBW =30kHz
 Sweep time= Auto
 Trace = max hold
 Detector function = peak

Frequency :30MHz-1GHz
 RBW=120kHz,
 VBW=300kHz
 Sweep time= Auto
 Trace = max hold
 Detector function = peak, QP

Frequency :Above 1GHz
 RBW=1MHz,
 VBW=3MHz(Peak), 10Hz(AV)
 Sweep time= Auto
 Trace = max hold
 Detector function = peak, AV

5.4 Corrected Amplitude & Margin Calculation

The Corrected Amplitude is calculated by adding the Antenna Factor and the Cable Factor, and subtracting the Amplifier Gain from the Amplitude reading. The basic equation is as follows:

$$\text{Corr. Ampl.} = \text{Indicated Reading} - \text{Corr. Factor}$$

The “**Margin**” column of the following data tables indicates the degree of compliance with the applicable limit. For example, a margin of -6dB μ V means the emission is 6dB μ V below the maximum limit for a Class B device. The equation for margin calculation is as follows:

$$\text{Margin} = \text{Corr. Ampl.} - \text{FCC Part 15.209(a) Limit}$$

5.5 Environmental Conditions

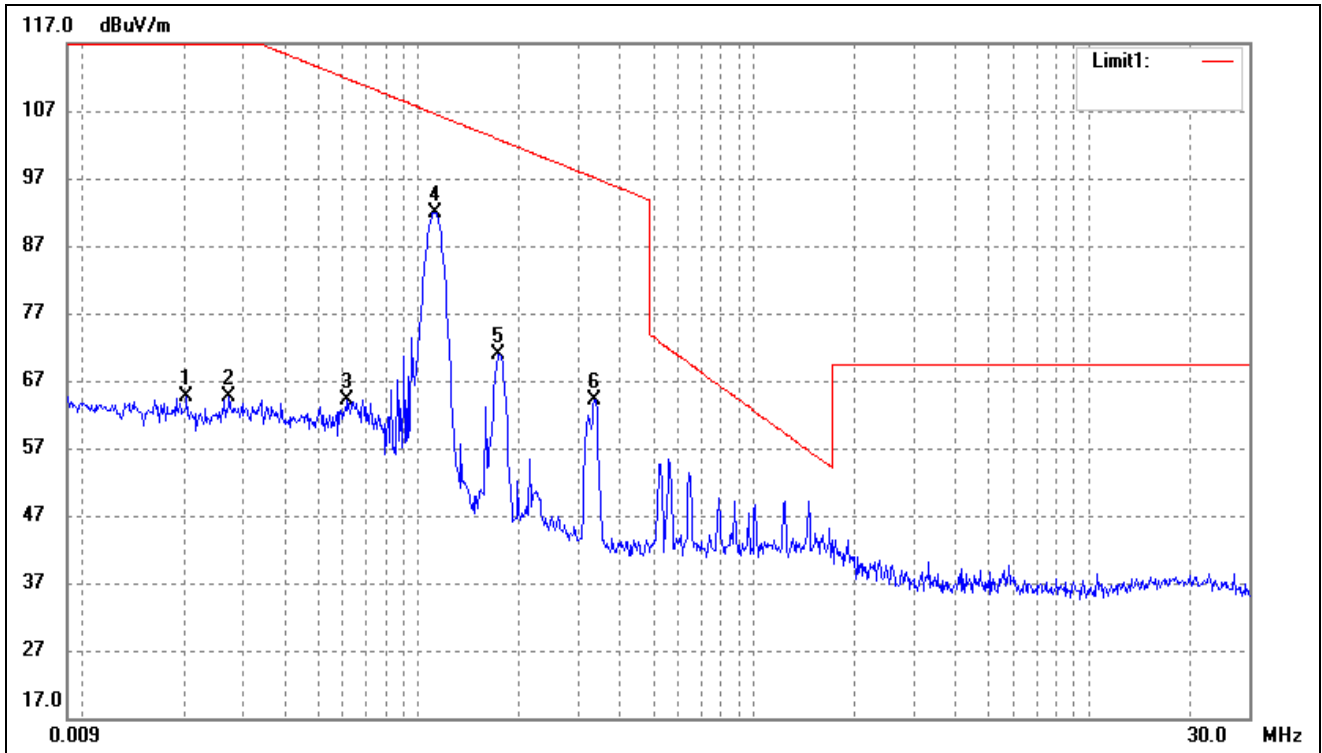
| | |
|--------------------|-----------|
| Temperature: | 22.5 °C |
| Relative Humidity: | 54 % |
| ATM Pressure: | 1011 mbar |

5.6 Summary of Test Results/Plots

Note: this EUT was tested in 3 orthogonal positions and the worst case position data was reported.

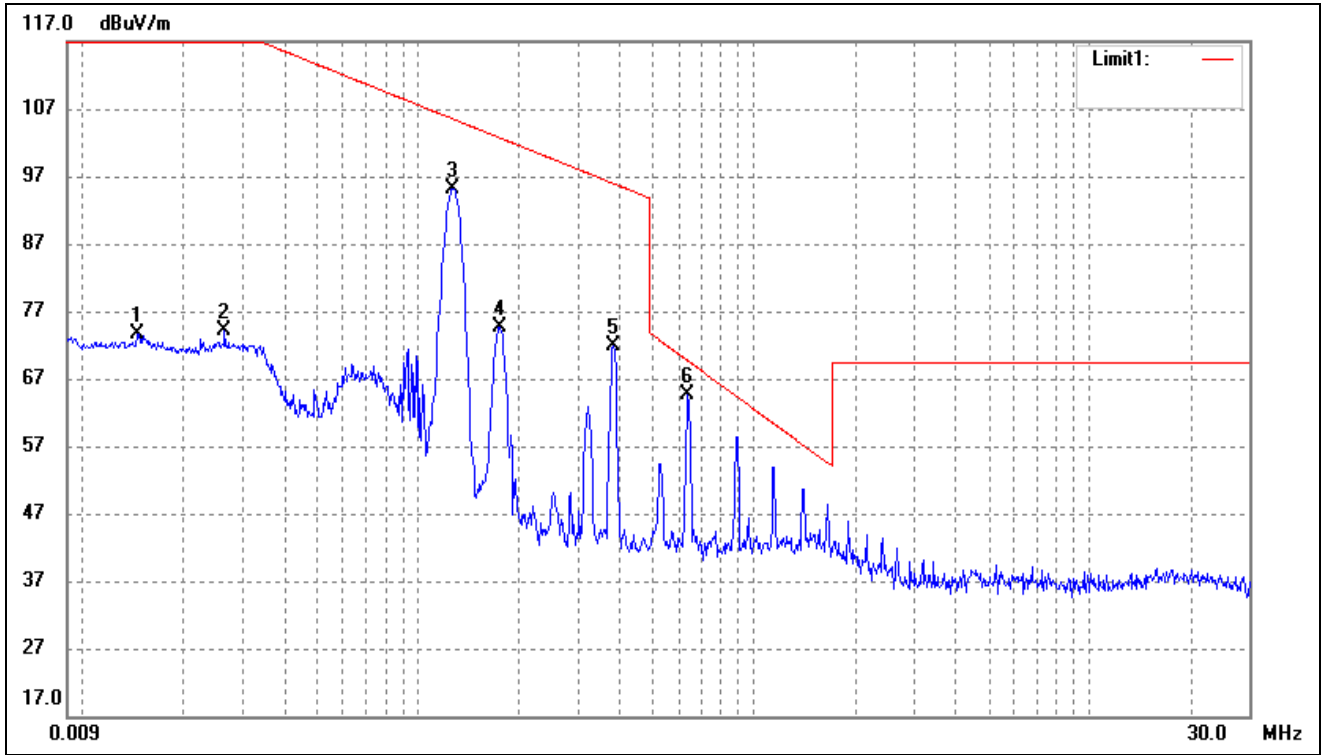
➤ Below 30MHz

| | | | |
|------------|-----|-----------|---------------------|
| Test mode: | TM1 | Polarity: | Planar (worst case) |
|------------|-----|-----------|---------------------|



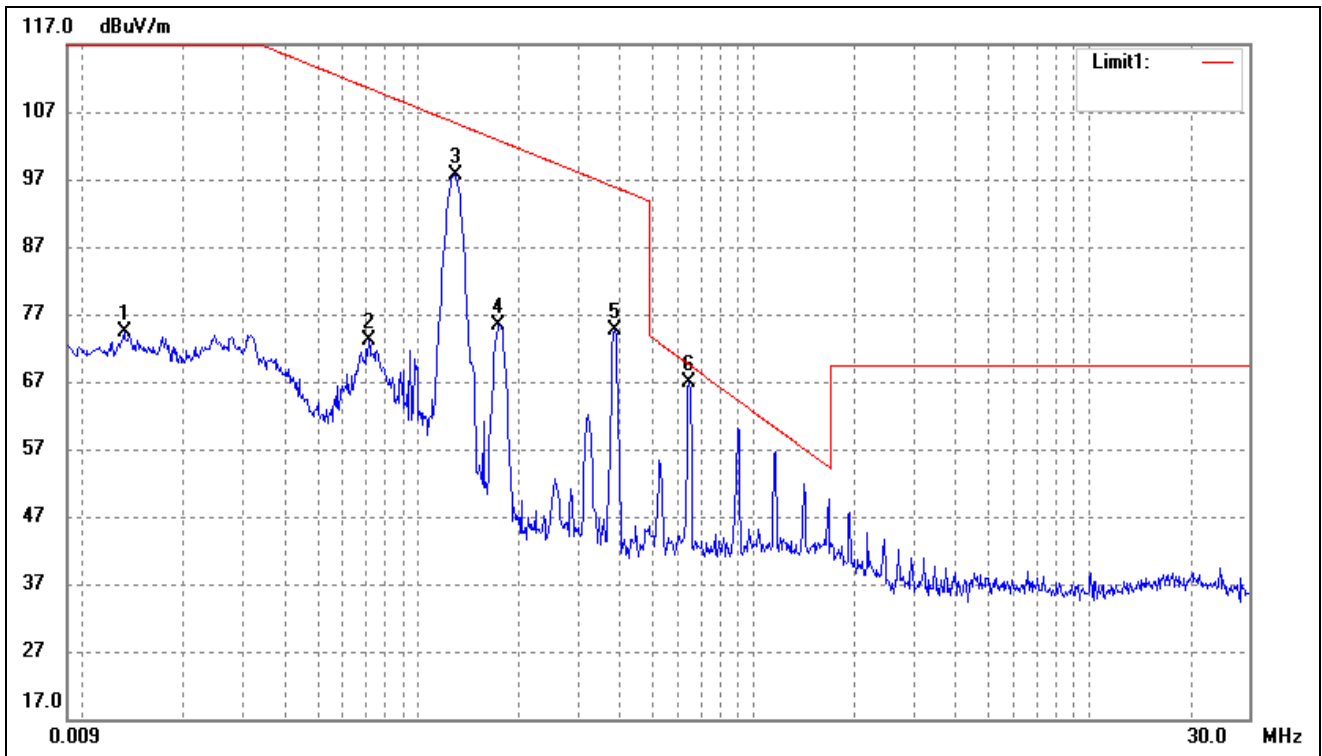
| No. | Frequency (MHz) | Reading (dBuV/m) | Correct (dB/m) | Result (dBuV/m) | Limit (dBuV/m) | Margin (dB) | Degree () | Height (cm) | Remark |
|-----|-----------------|------------------|----------------|-----------------|----------------|-------------|------------|-------------|--------|
| 1 | 0.0204 | 70.29 | -5.56 | 64.73 | 121.32 | -56.59 | - | - | peak |
| 2 | 0.0273 | 69.84 | -5.16 | 64.68 | 118.80 | -54.12 | - | - | peak |
| 3 | 0.0614 | 68.46 | -4.21 | 64.25 | 111.78 | -47.53 | - | - | peak |
| 4 | 0.1121 | 96.55 | -4.60 | 91.95 | 106.57 | -14.62 | - | - | peak |
| 5 | 0.1738 | 75.23 | -4.38 | 70.85 | 102.77 | -31.92 | - | - | peak |
| 6 | 0.3352 | 69.03 | -4.83 | 64.20 | 97.09 | -32.89 | - | - | peak |

| | | | |
|------------|-----|-----------|---------------------|
| Test mode: | TM2 | Polarity: | Planar (worst case) |
|------------|-----|-----------|---------------------|



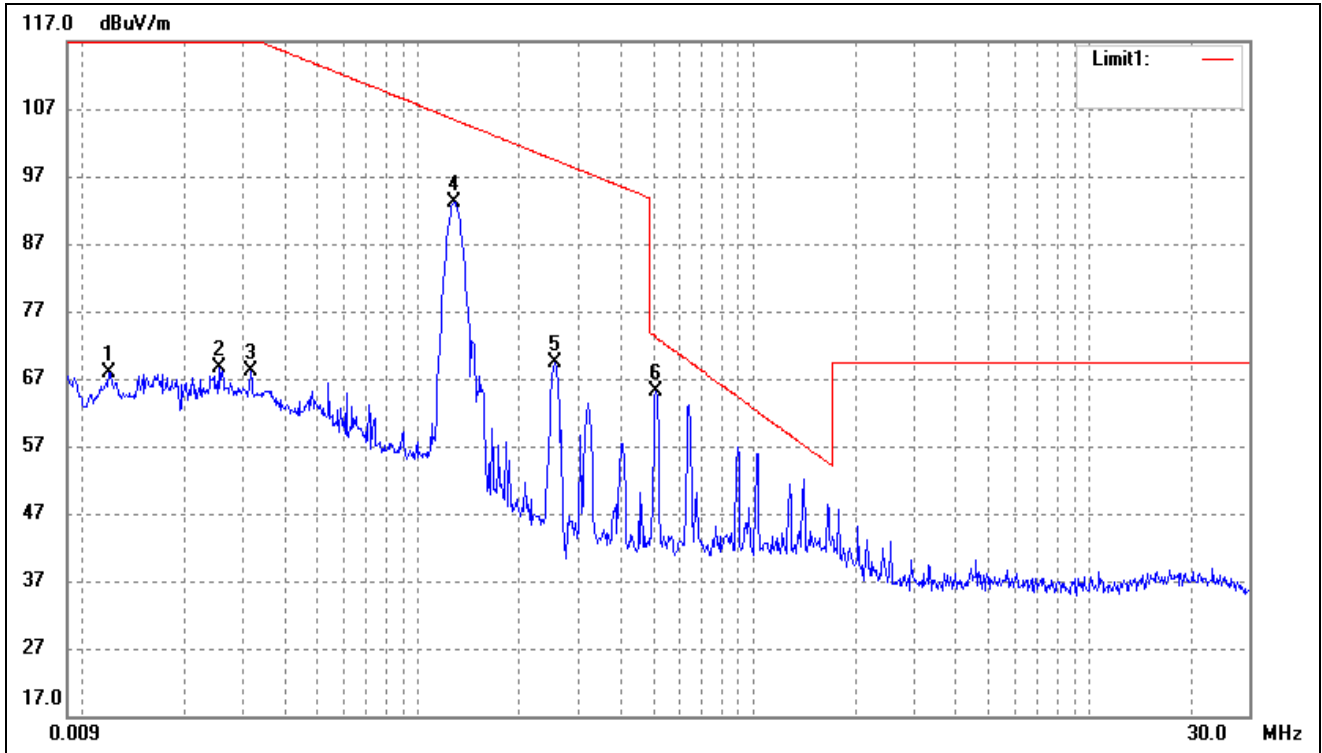
| No. | Frequency (MHz) | Reading (dBuV/m) | Correct (dB/m) | Result (dBuV/m) | Limit (dBuV/m) | Margin (dB) | Degree () | Height (cm) | Remark |
|-----|-----------------|------------------|----------------|-----------------|----------------|-------------|------------|-------------|--------|
| 1 | 0.0145 | 79.29 | -5.59 | 73.70 | 124.36 | -50.66 | - | - | peak |
| 2 | 0.0265 | 79.36 | -5.20 | 74.16 | 119.13 | -44.97 | - | - | peak |
| 3 | 0.1267 | 99.68 | -4.43 | 95.25 | 105.54 | -10.29 | - | - | peak |
| 4 | 0.1752 | 79.04 | -4.40 | 74.64 | 102.73 | -28.09 | - | - | peak |
| 5 | 0.3818 | 76.51 | -4.72 | 71.79 | 95.97 | -24.18 | - | - | peak |
| 6 | 0.6364 | 68.37 | -3.76 | 64.61 | 69.67 | -5.06 | - | - | peak |

| | | | |
|------------|-----|-----------|---------------------|
| Test mode: | TM3 | Polarity: | Planar (worst case) |
|------------|-----|-----------|---------------------|



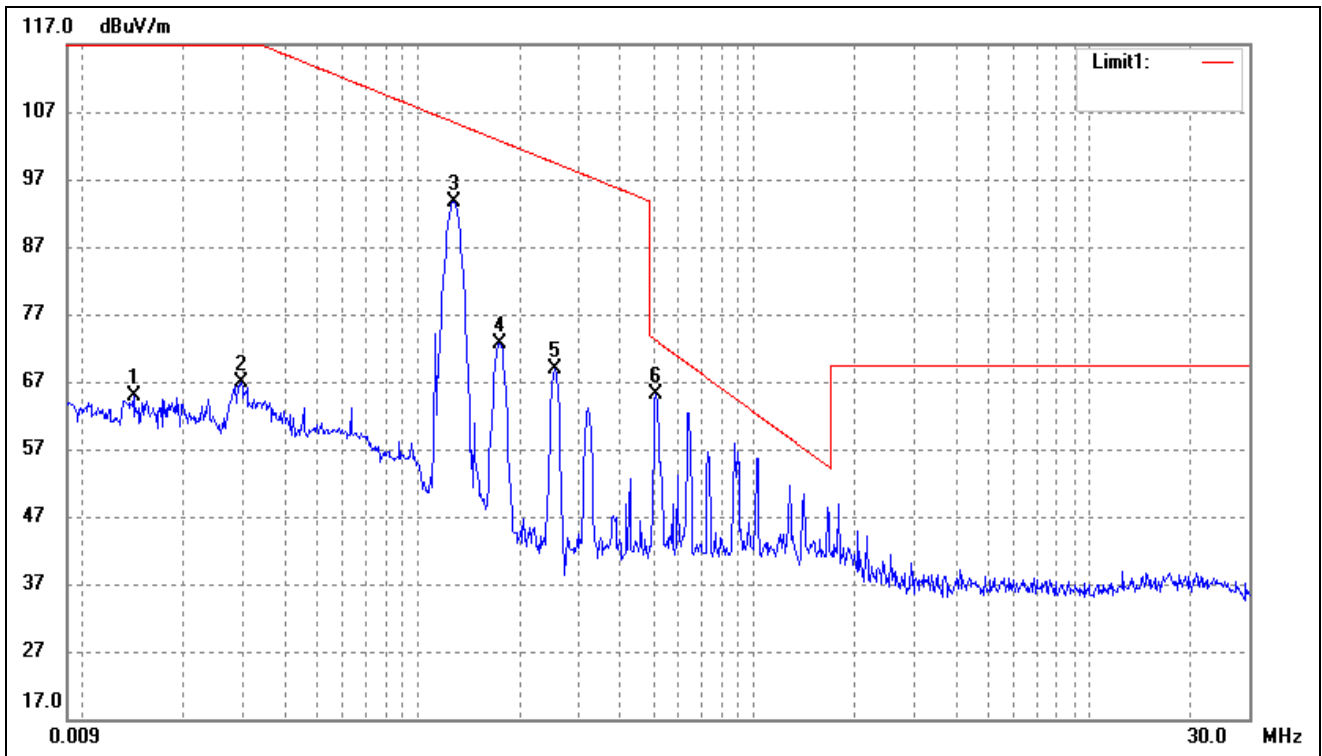
| No. | Frequency (MHz) | Reading (dBuV/m) | Correct (dB/m) | Result (dBuV/m) | Limit (dBuV/m) | Margin (dB) | Degree () | Height (cm) | Remark |
|-----|-----------------|------------------|----------------|-----------------|----------------|-------------|------------|-------------|--------|
| 1 | 0.0133 | 79.90 | -5.60 | 74.30 | 125.11 | -50.81 | - | - | peak |
| 2 | 0.0712 | 77.69 | -4.54 | 73.15 | 110.55 | -37.40 | - | - | peak |
| 3 | 0.1287 | 101.99 | -4.41 | 97.58 | 105.41 | -7.83 | - | - | peak |
| 4 | 0.1738 | 79.86 | -4.38 | 75.48 | 102.80 | -27.32 | - | - | peak |
| 5 | 0.3849 | 79.38 | -4.72 | 74.66 | 95.90 | -21.24 | - | - | peak |
| 6 | 0.6416 | 70.55 | -3.74 | 66.81 | 69.54 | -2.73 | - | - | peak |

| | | | |
|------------|-----|-----------|---------------------|
| Test mode: | TM4 | Polarity: | Planar (worst case) |
|------------|-----|-----------|---------------------|



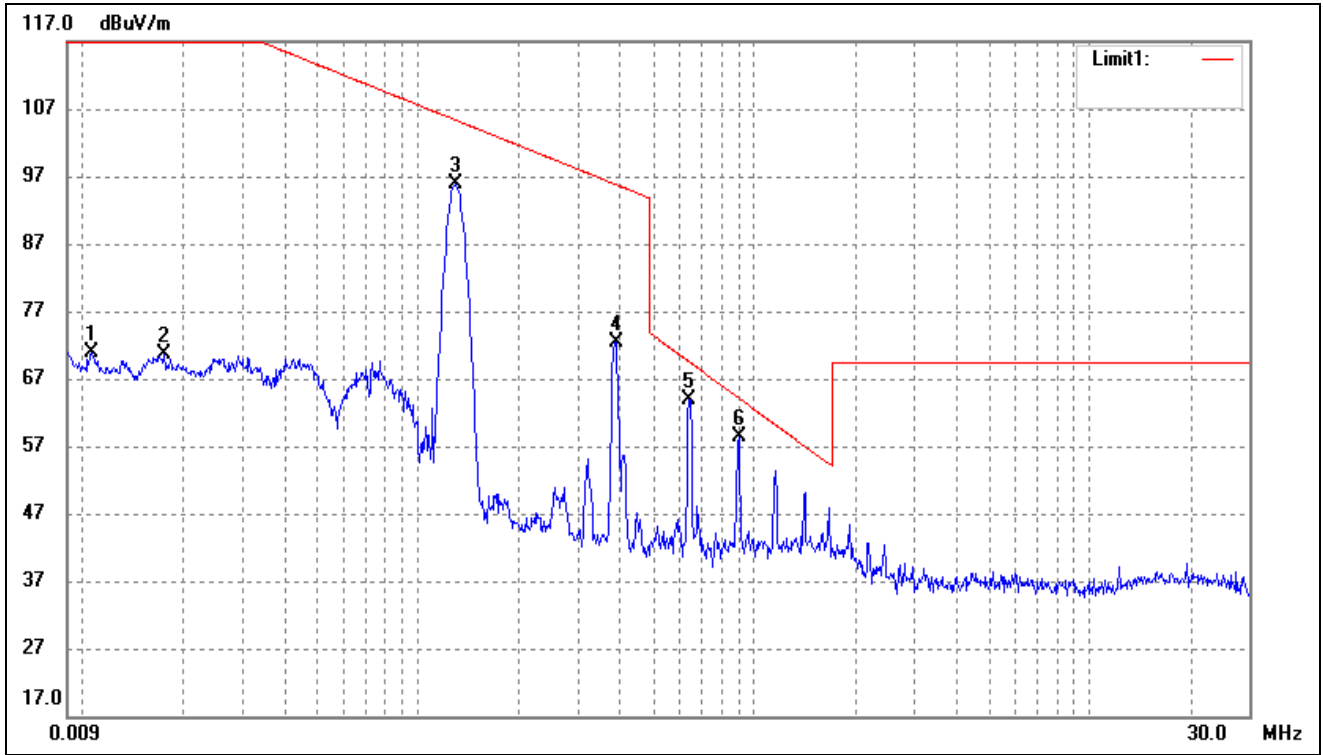
| No. | Frequency (MHz) | Reading (dBuV/m) | Correct (dB/m) | Result (dBuV/m) | Limit (dBuV/m) | Margin (dB) | Degree () | Height (cm) | Remark |
|-----|-----------------|------------------|----------------|-----------------|----------------|-------------|------------|-------------|--------|
| 1 | 0.0120 | 73.38 | -5.60 | 67.78 | 125.91 | -58.13 | - | - | peak |
| 2 | 0.0253 | 73.83 | -5.27 | 68.56 | 119.46 | -50.90 | - | - | peak |
| 3 | 0.0316 | 72.97 | -4.90 | 68.07 | 117.53 | -49.46 | - | - | peak |
| 4 | 0.1276 | 97.55 | -4.42 | 93.13 | 105.45 | -12.32 | - | - | peak |
| 5 | 0.2545 | 74.41 | -4.98 | 69.43 | 99.47 | -30.04 | - | - | peak |
| 6 | 0.5113 | 69.64 | -4.42 | 65.22 | 73.13 | -7.91 | - | - | peak |

| | | | |
|------------|-----|-----------|---------------------|
| Test mode: | TM5 | Polarity: | Planar (worst case) |
|------------|-----|-----------|---------------------|



| No. | Frequency (MHz) | Reading (dBuV/m) | Correct (dB/m) | Result (dBuV/m) | Limit (dBuV/m) | Margin (dB) | Degree () | Height (cm) | Remark |
|-----|-----------------|------------------|----------------|-----------------|----------------|-------------|------------|-------------|--------|
| 1 | 0.0142 | 70.35 | -5.59 | 64.76 | 124.54 | -59.78 | - | - | peak |
| 2 | 0.0297 | 71.78 | -5.01 | 66.77 | 118.14 | -51.37 | - | - | peak |
| 3 | 0.1277 | 98.00 | -4.42 | 93.58 | 105.47 | -11.89 | - | - | peak |
| 4 | 0.1752 | 77.04 | -4.40 | 72.64 | 102.73 | -30.09 | - | - | peak |
| 5 | 0.2545 | 73.96 | -4.98 | 68.98 | 99.49 | -30.51 | - | - | peak |
| 6 | 0.5113 | 69.58 | -4.42 | 65.16 | 73.13 | -7.97 | - | - | peak |

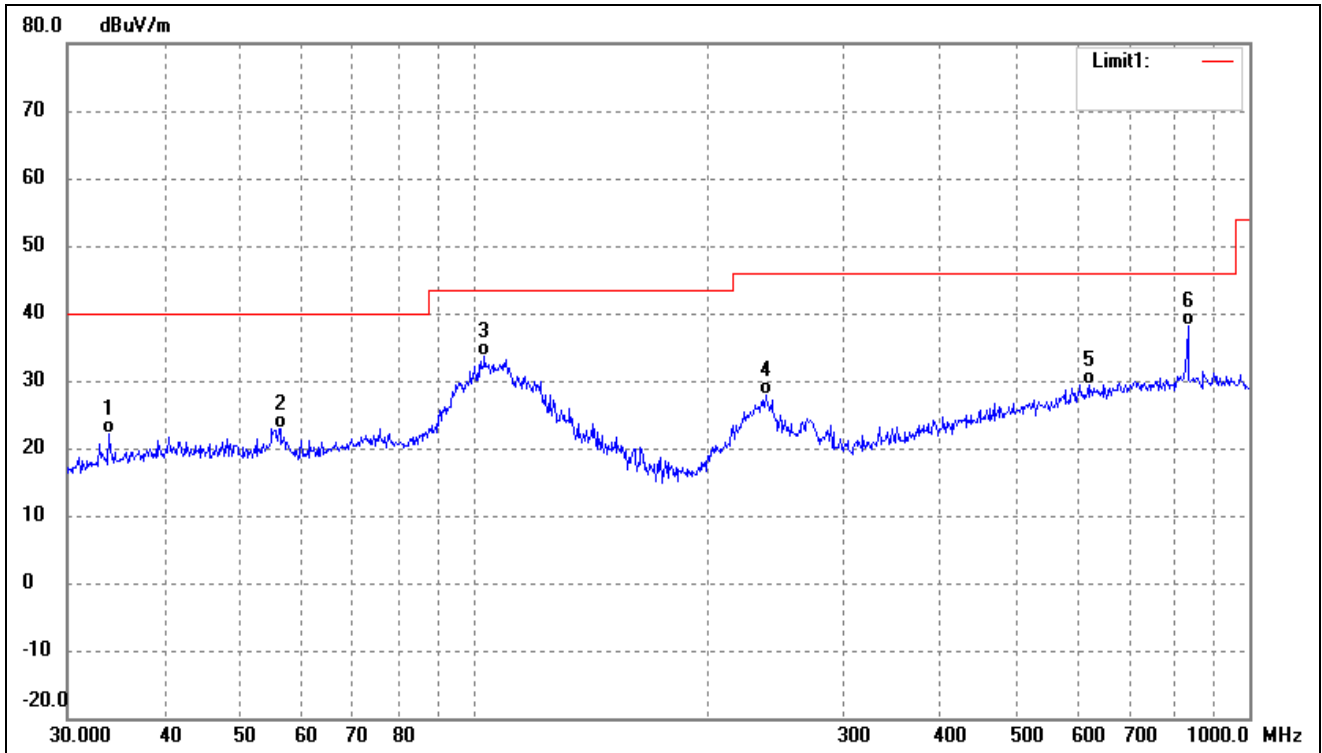
| | | | |
|------------|-----|-----------|---------------------|
| Test mode: | TM6 | Polarity: | Planar (worst case) |
|------------|-----|-----------|---------------------|



| No. | Frequency (MHz) | Reading (dBuV/m) | Correct (dB/m) | Result (dBuV/m) | Limit (dBuV/m) | Margin (dB) | Degree () | Height (cm) | Remark |
|-----|-----------------|------------------|----------------|-----------------|----------------|-------------|------------|-------------|--------|
| 1 | 0.0106 | 76.39 | -5.60 | 70.79 | 127.08 | -56.29 | - | - | peak |
| 2 | 0.0175 | 76.09 | -5.58 | 70.51 | 122.73 | -52.22 | - | - | peak |
| 3 | 0.1287 | 100.18 | -4.41 | 95.77 | 105.41 | -9.64 | - | - | peak |
| 4 | 0.3880 | 77.03 | -4.70 | 72.33 | 95.83 | -23.50 | - | - | peak |
| 5 | 0.6416 | 67.52 | -3.74 | 63.78 | 69.54 | -5.76 | - | - | peak |
| 6 | 0.9021 | 61.26 | -2.98 | 58.28 | 64.16 | -5.88 | - | - | peak |

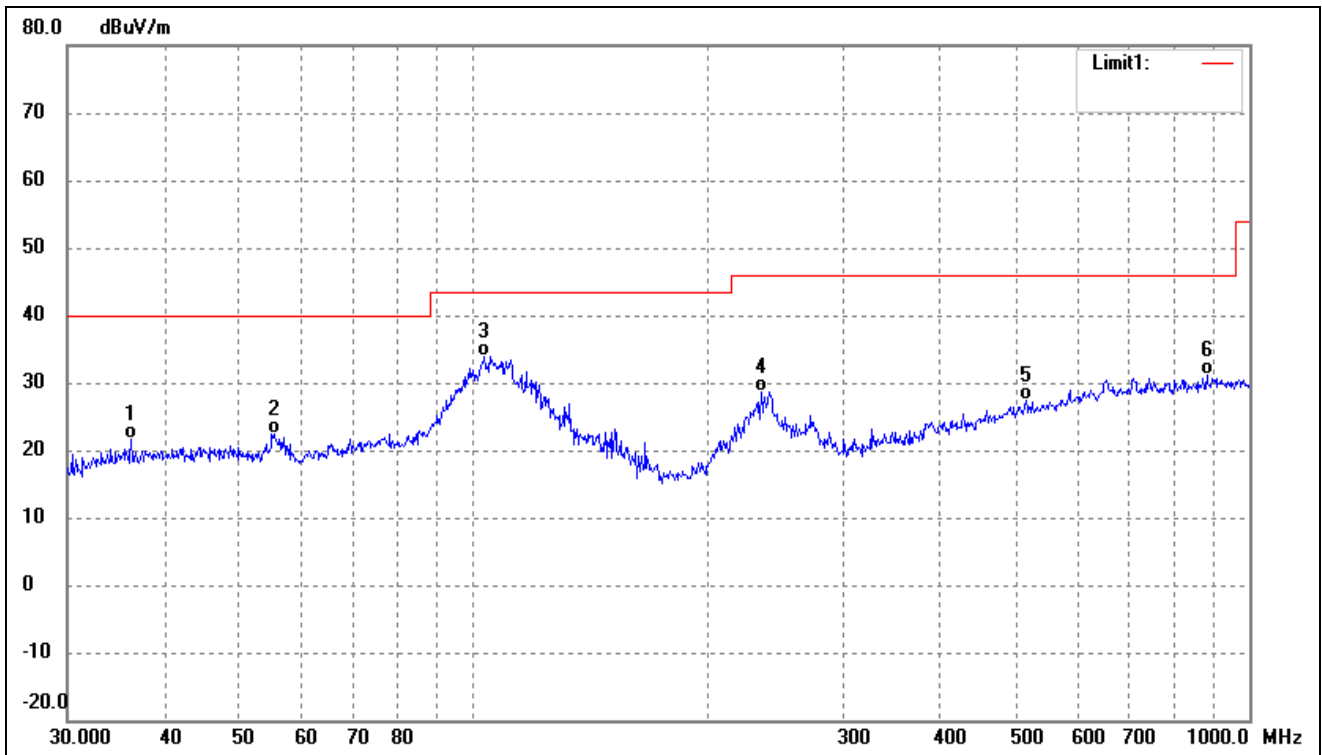
➤ 30MHz-1GHz

| | | | |
|------------|-----|-----------|------------|
| Test mode: | TM1 | Polarity: | Horizontal |
|------------|-----|-----------|------------|



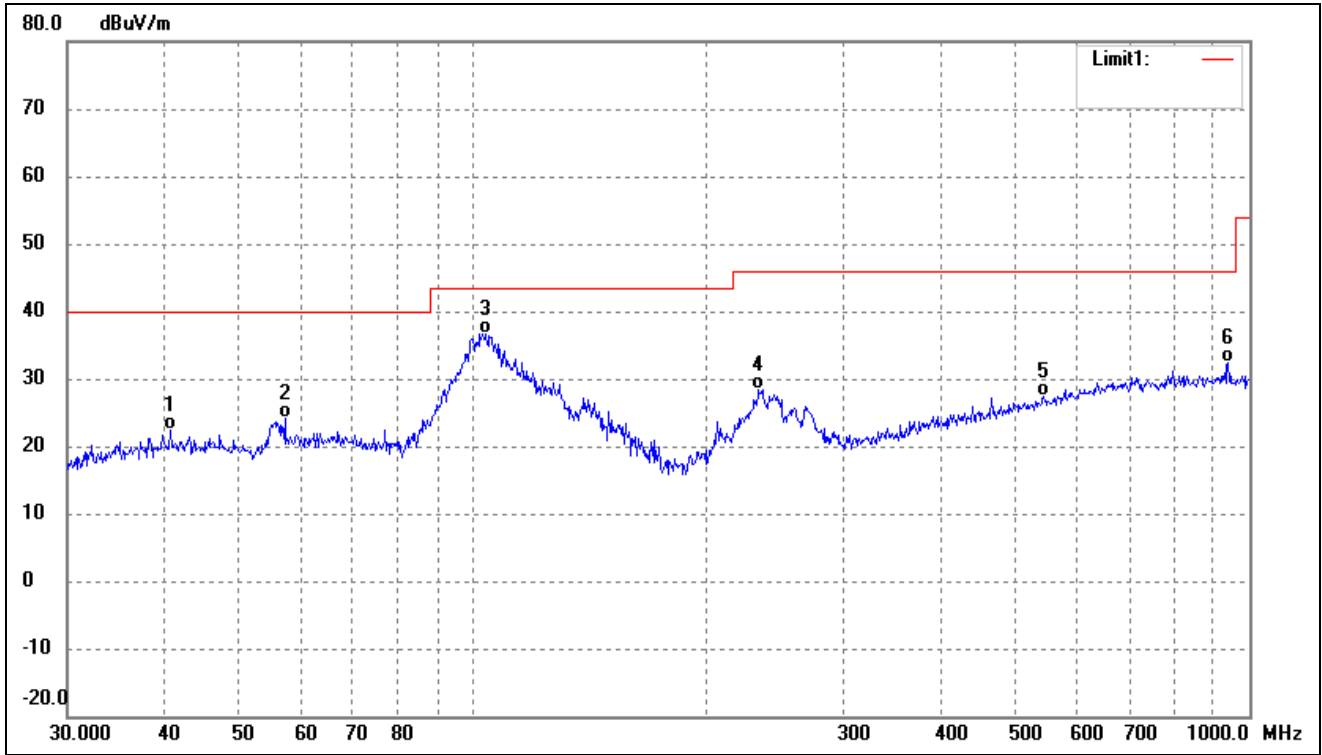
| No. | Frequency (MHz) | Reading (dBuV/m) | Correct (dB/m) | Result (dBuV/m) | Limit (dBuV/m) | Margin (dB) | Degree () | Height (cm) | Remark |
|-----|-----------------|------------------|----------------|-----------------|----------------|-------------|------------|-------------|--------|
| 1 | 33.9174 | 30.53 | -8.49 | 22.04 | 40.00 | -17.96 | - | - | QP |
| 2 | 56.3948 | 30.84 | -7.90 | 22.94 | 40.00 | -17.06 | - | - | QP |
| 3 | 103.4421 | 42.30 | -8.78 | 33.52 | 43.50 | -9.98 | - | - | QP |
| 4 | 238.3102 | 36.56 | -8.64 | 27.92 | 46.00 | -18.08 | - | - | QP |
| 5 | 620.7096 | 28.80 | 0.60 | 29.40 | 46.00 | -16.60 | - | - | QP |
| 6 | 833.3171 | 35.77 | 2.29 | 38.06 | 46.00 | -7.94 | - | - | QP |

| | | | |
|------------|-----|-----------|----------|
| Test mode: | TM1 | Polarity: | Vertical |
|------------|-----|-----------|----------|



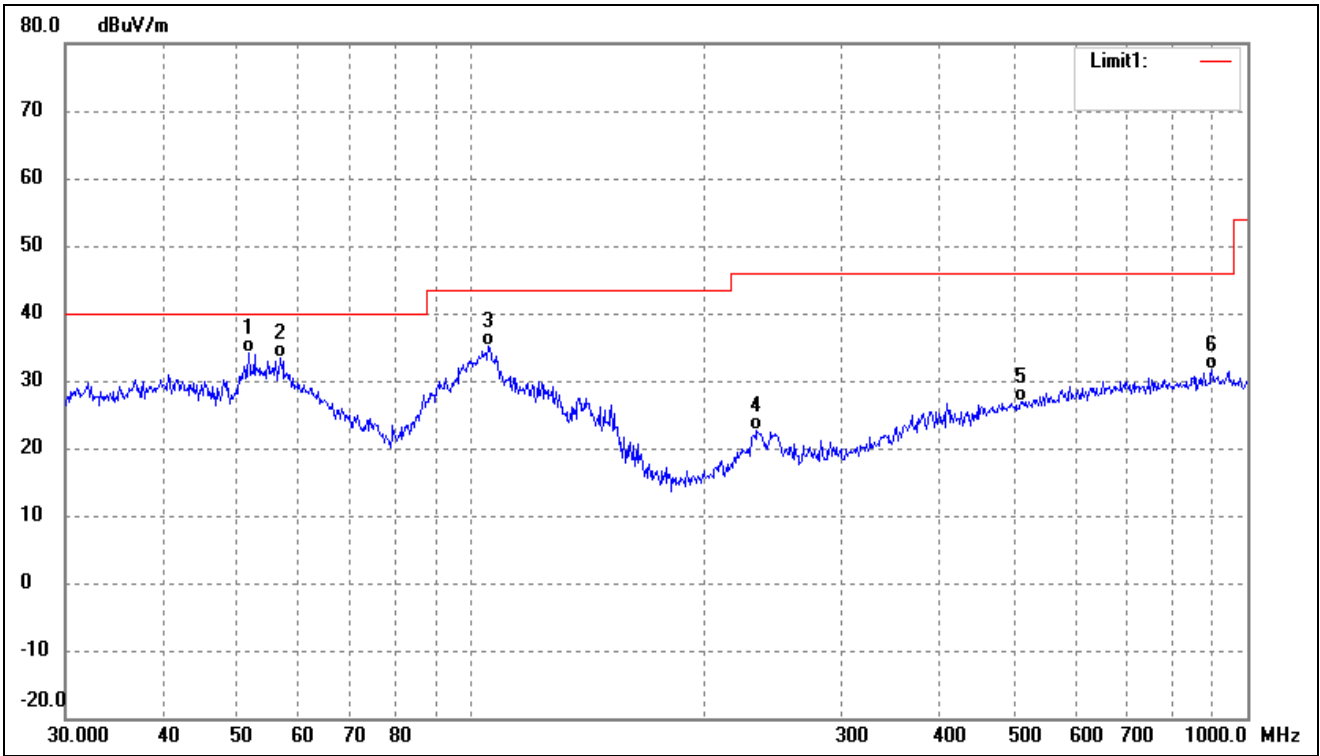
| No. | Frequency (MHz) | Reading (dBuV/m) | Correct (dB/m) | Result (dBuV/m) | Limit (dBuV/m) | Margin (dB) | Degree () | Height (cm) | Remark |
|-----|-----------------|------------------|----------------|-----------------|----------------|-------------|------------|-------------|--------|
| 1 | 36.2541 | 29.65 | -7.92 | 21.73 | 40.00 | -18.27 | - | - | QP |
| 2 | 55.4147 | 30.22 | -7.75 | 22.47 | 40.00 | -17.53 | - | - | QP |
| 3 | 103.4421 | 42.75 | -8.78 | 33.97 | 43.50 | -9.53 | - | - | QP |
| 4 | 234.9909 | 37.33 | -8.74 | 28.59 | 46.00 | -17.41 | - | - | QP |
| 5 | 515.4374 | 28.32 | -1.04 | 27.28 | 46.00 | -18.72 | - | - | QP |
| 6 | 881.4067 | 28.41 | 2.62 | 31.03 | 46.00 | -14.97 | - | - | QP |

| | | | |
|------------|-----|-----------|------------|
| Test mode: | TM2 | Polarity: | Horizontal |
|------------|-----|-----------|------------|



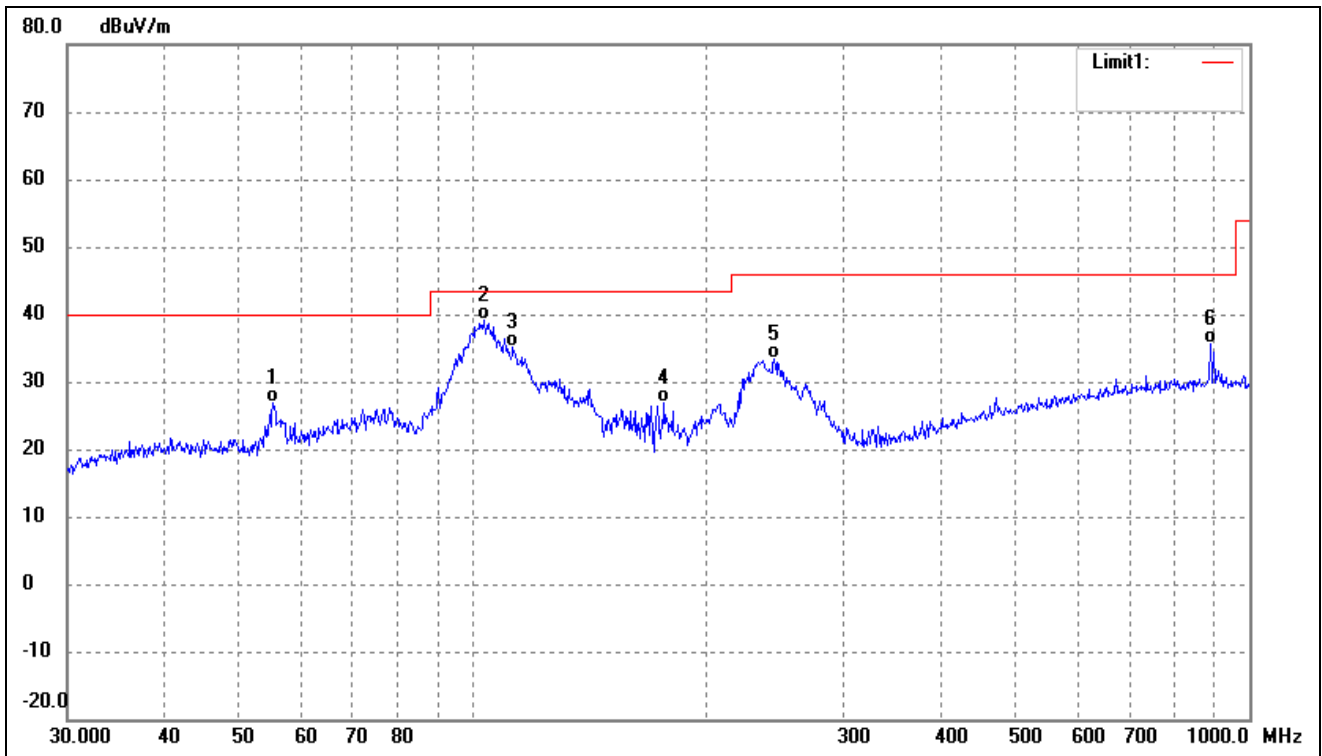
| No. | Frequency (MHz) | Reading (dBuV/m) | Correct (dB/m) | Result (dBuV/m) | Limit (dBuV/m) | Margin (dB) | Degree () | Height (cm) | Remark |
|-----|-----------------|------------------|----------------|-----------------|----------------|-------------|------------|-------------|--------|
| 1 | 40.7016 | 29.47 | -7.00 | 22.47 | 40.00 | -17.53 | - | - | QP |
| 2 | 57.1914 | 32.11 | -8.01 | 24.10 | 40.00 | -15.90 | - | - | QP |
| 3 | 103.8055 | 45.52 | -8.79 | 36.73 | 43.50 | -6.77 | - | - | QP |
| 4 | 233.3487 | 37.26 | -8.78 | 28.48 | 46.00 | -17.52 | - | - | QP |
| 5 | 543.2742 | 27.92 | -0.57 | 27.35 | 46.00 | -18.65 | - | - | QP |
| 6 | 938.8326 | 29.78 | 2.62 | 32.40 | 46.00 | -13.60 | - | - | QP |

| | | | |
|------------|-----|-----------|----------|
| Test mode: | TM2 | Polarity: | Vertical |
|------------|-----|-----------|----------|



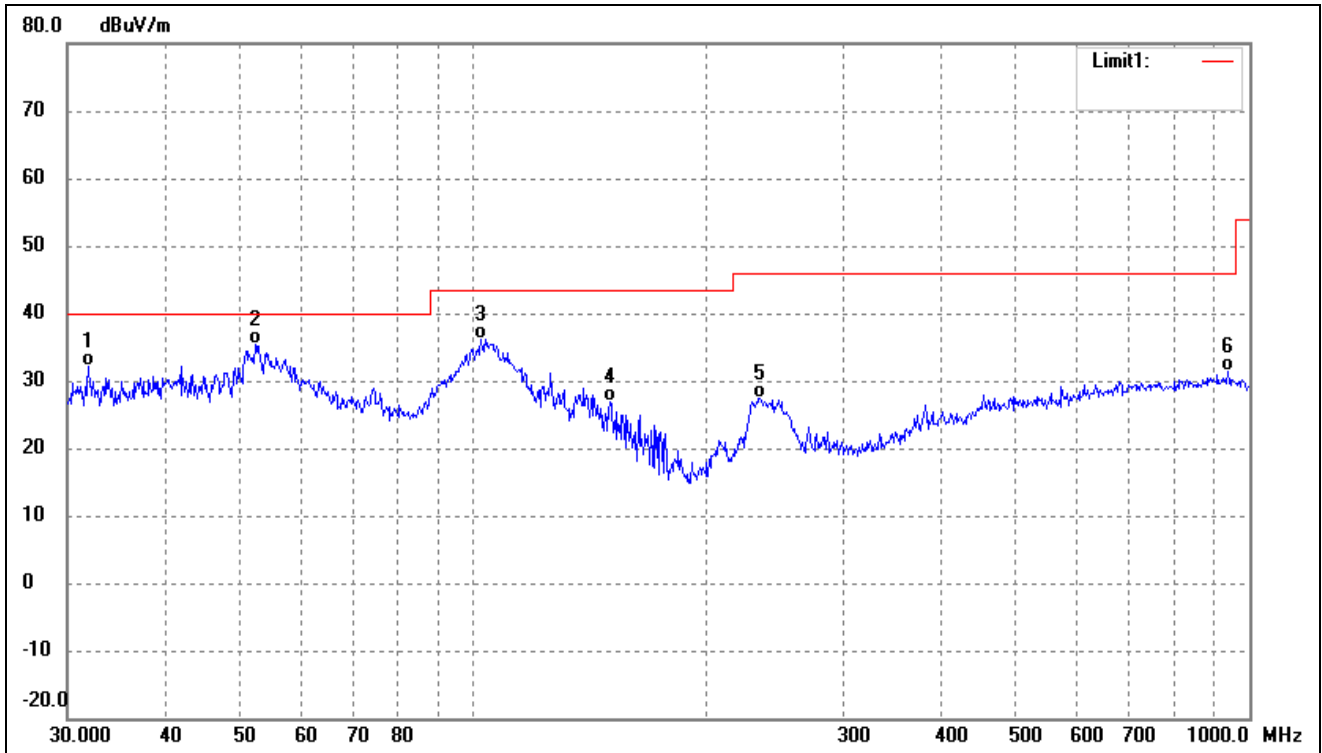
| No. | Frequency (MHz) | Reading (dBuV/m) | Correct (dB/m) | Result (dBuV/m) | Limit (dBuV/m) | Margin (dB) | Degree () | Height (cm) | Remark |
|-----|-----------------|------------------|----------------|-----------------|----------------|-------------|------------|-------------|--------|
| 1 | 51.6616 | 41.21 | -7.20 | 34.01 | 40.00 | -5.99 | - | - | QP |
| 2 | 56.7917 | 41.35 | -7.95 | 33.40 | 40.00 | -6.60 | - | - | QP |
| 3 | 105.2718 | 43.83 | -8.80 | 35.03 | 43.50 | -8.47 | - | - | QP |
| 4 | 233.3487 | 31.52 | -8.78 | 22.74 | 46.00 | -23.26 | - | - | QP |
| 5 | 510.0436 | 28.05 | -1.13 | 26.92 | 46.00 | -19.08 | - | - | QP |
| 6 | 900.1474 | 28.95 | 2.75 | 31.70 | 46.00 | -14.30 | - | - | QP |

| | | | |
|------------|-----|-----------|------------|
| Test mode: | TM3 | Polarity: | Horizontal |
|------------|-----|-----------|------------|



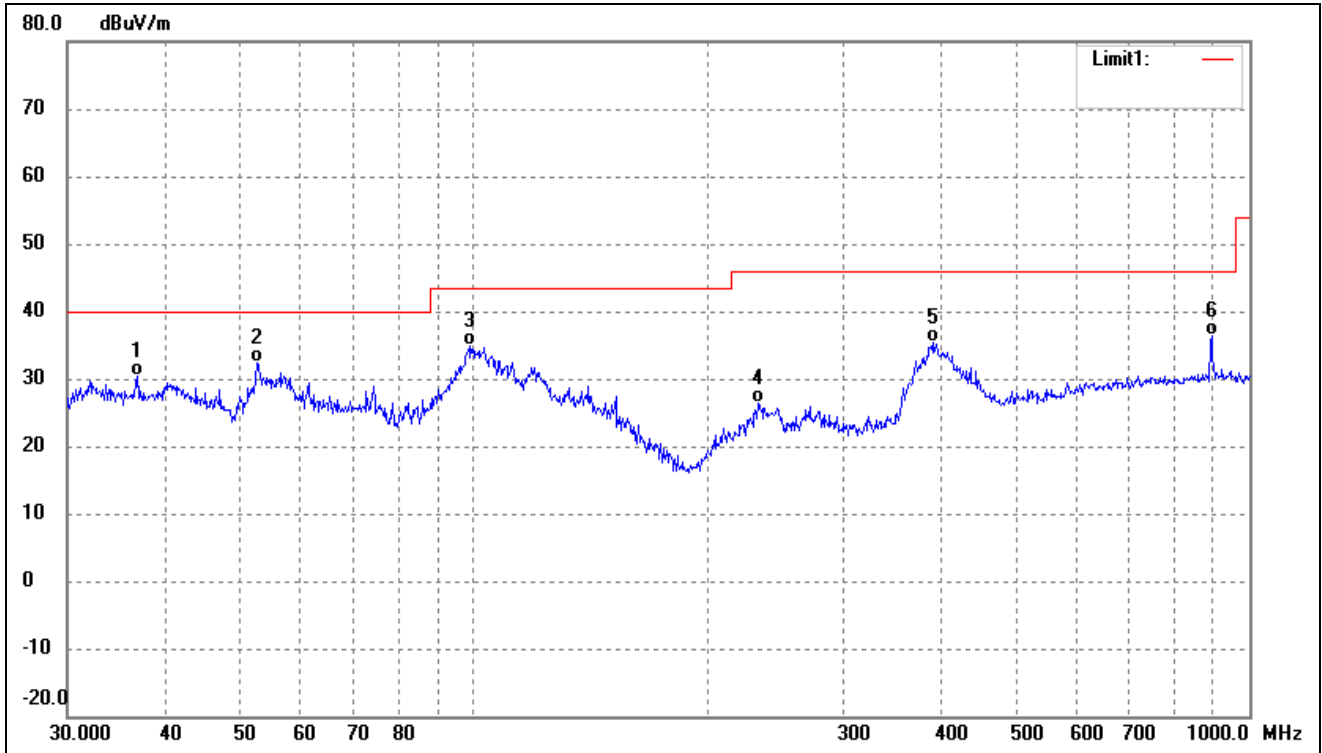
| No. | Frequency (MHz) | Reading (dBuV/m) | Correct (dB/m) | Result (dBuV/m) | Limit (dBuV/m) | Margin (dB) | Degree () | Height (cm) | Remark |
|-----|-----------------|------------------|----------------|-----------------|----------------|-------------|------------|-------------|--------|
| 1 | 55.2207 | 34.70 | -7.73 | 26.97 | 40.00 | -13.03 | - | - | QP |
| 2 | 103.0800 | 47.79 | -8.77 | 39.02 | 43.50 | -4.48 | - | - | QP |
| 3 | 112.5244 | 44.17 | -9.05 | 35.12 | 43.50 | -8.38 | - | - | QP |
| 4 | 176.2686 | 38.23 | -11.44 | 26.79 | 43.50 | -16.71 | - | - | QP |
| 5 | 244.2321 | 41.90 | -8.48 | 33.42 | 46.00 | -12.58 | - | - | QP |
| 6 | 890.7278 | 32.85 | 2.68 | 35.53 | 46.00 | -10.47 | - | - | QP |

| | | | |
|------------|-----|-----------|----------|
| Test mode: | TM3 | Polarity: | Vertical |
|------------|-----|-----------|----------|



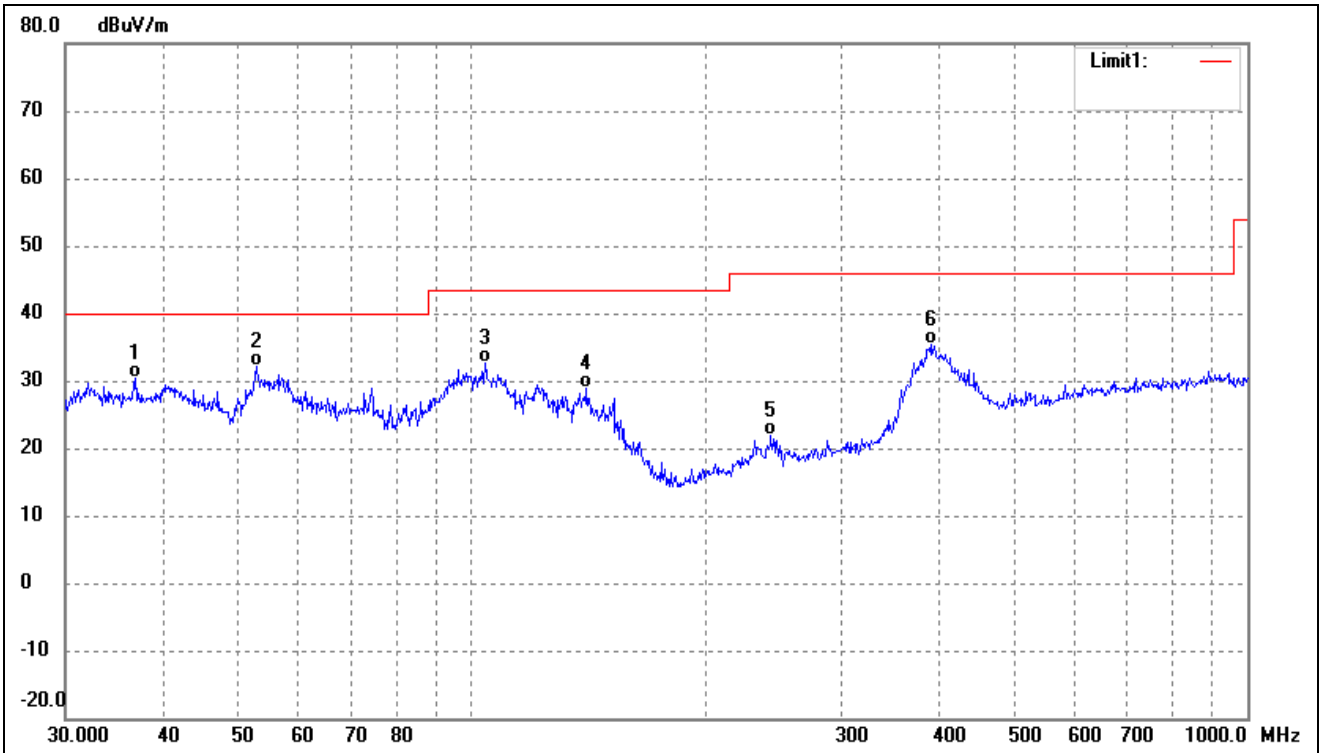
| No. | Frequency (MHz) | Reading (dBuV/m) | Correct (dB/m) | Result (dBuV/m) | Limit (dBuV/m) | Margin (dB) | Degree () | Height (cm) | Remark |
|-----|-----------------|------------------|----------------|-----------------|----------------|-------------|------------|-------------|--------|
| 1 | 31.9546 | 41.04 | -8.97 | 32.07 | 40.00 | -7.93 | - | - | QP |
| 2 | 52.3913 | 42.68 | -7.31 | 35.37 | 40.00 | -4.63 | - | - | QP |
| 3 | 102.3597 | 44.83 | -8.77 | 36.06 | 43.50 | -7.44 | - | - | QP |
| 4 | 150.0108 | 39.49 | -12.61 | 26.88 | 43.50 | -16.62 | - | - | QP |
| 5 | 234.1684 | 36.19 | -8.76 | 27.43 | 46.00 | -18.57 | - | - | QP |
| 6 | 938.8326 | 28.68 | 2.62 | 31.30 | 46.00 | -14.70 | - | - | QP |

| | | | |
|------------|-----|-----------|------------|
| Test mode: | TM4 | Polarity: | Horizontal |
|------------|-----|-----------|------------|



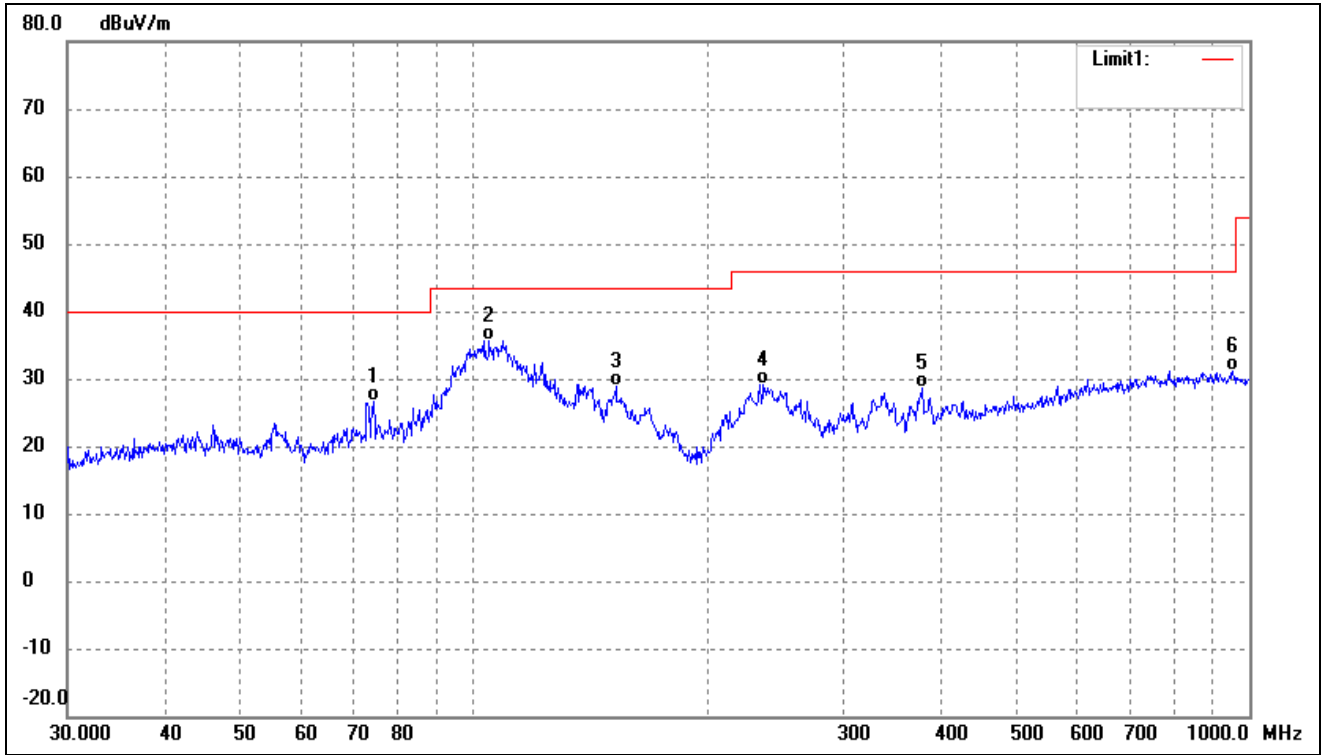
| No. | Frequency (MHz) | Reading (dBuV/m) | Correct (dB/m) | Result (dBuV/m) | Limit (dBuV/m) | Margin (dB) | Degree () | Height (cm) | Remark |
|-----|-----------------|------------------|----------------|-----------------|----------------|-------------|------------|-------------|--------|
| 1 | 36.8953 | 38.09 | -7.76 | 30.33 | 40.00 | -9.67 | - | - | QP |
| 2 | 52.5753 | 39.65 | -7.33 | 32.32 | 40.00 | -7.68 | - | - | QP |
| 3 | 98.8326 | 43.75 | -8.94 | 34.81 | 43.50 | -8.69 | - | - | QP |
| 4 | 232.5318 | 35.13 | -8.80 | 26.33 | 46.00 | -19.67 | - | - | QP |
| 5 | 390.7226 | 39.49 | -4.18 | 35.31 | 46.00 | -10.69 | - | - | QP |
| 6 | 893.8567 | 33.60 | 2.70 | 36.30 | 46.00 | -9.70 | - | - | QP |

| | | | |
|------------|-----|-----------|----------|
| Test mode: | TM4 | Polarity: | Vertical |
|------------|-----|-----------|----------|



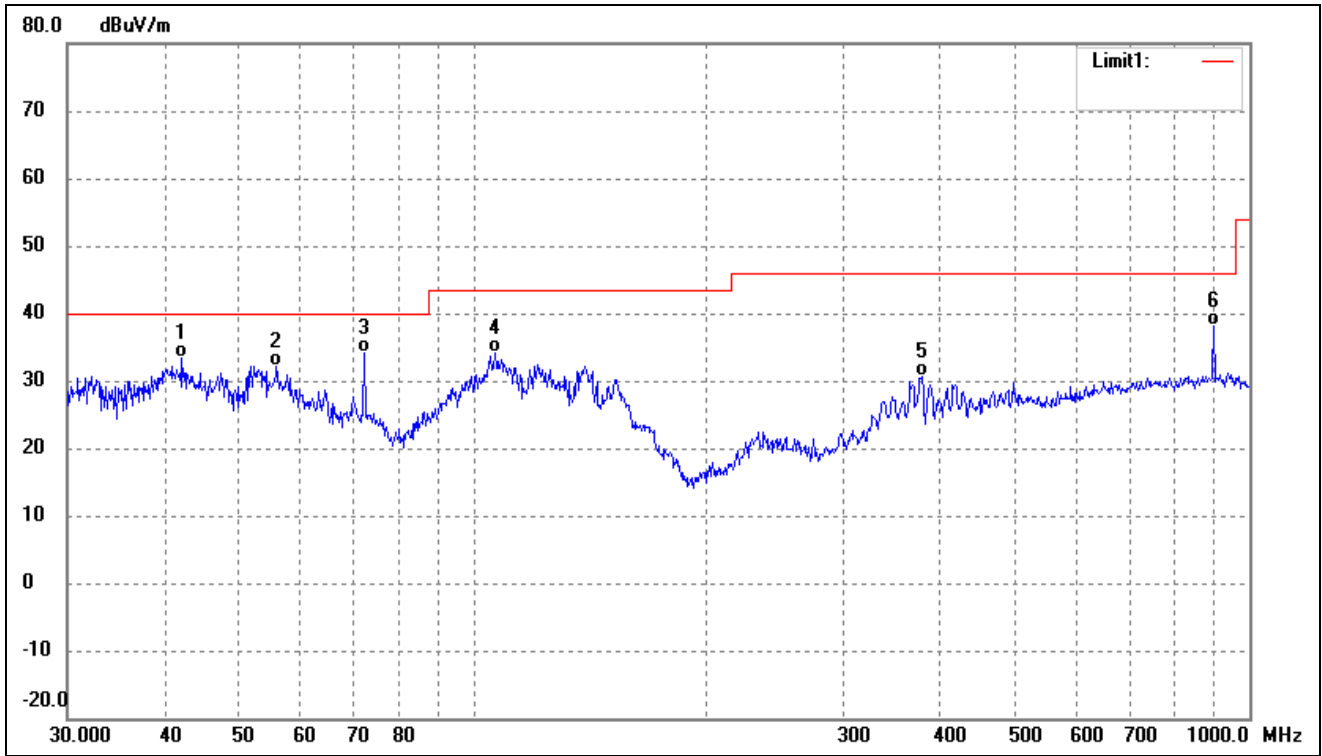
| No. | Frequency (MHz) | Reading (dBuV/m) | Correct (dB/m) | Result (dBuV/m) | Limit (dBuV/m) | Margin (dB) | Degree () | Height (cm) | Remark |
|-----|-----------------|------------------|----------------|-----------------|----------------|-------------|------------|-------------|--------|
| 1 | 36.8953 | 38.09 | -7.76 | 30.33 | 40.00 | -9.67 | - | - | QP |
| 2 | 52.9453 | 39.60 | -7.39 | 32.21 | 40.00 | -7.79 | - | - | QP |
| 3 | 104.1701 | 41.39 | -8.78 | 32.61 | 43.50 | -10.89 | - | - | QP |
| 4 | 140.8351 | 41.08 | -12.29 | 28.79 | 43.50 | -14.71 | - | - | QP |
| 5 | 243.3772 | 30.35 | -8.50 | 21.85 | 46.00 | -24.15 | - | - | QP |
| 6 | 390.7226 | 39.49 | -4.18 | 35.31 | 46.00 | -10.69 | - | - | QP |

| | | | |
|------------|-----|-----------|------------|
| Test mode: | TM5 | Polarity: | Horizontal |
|------------|-----|-----------|------------|



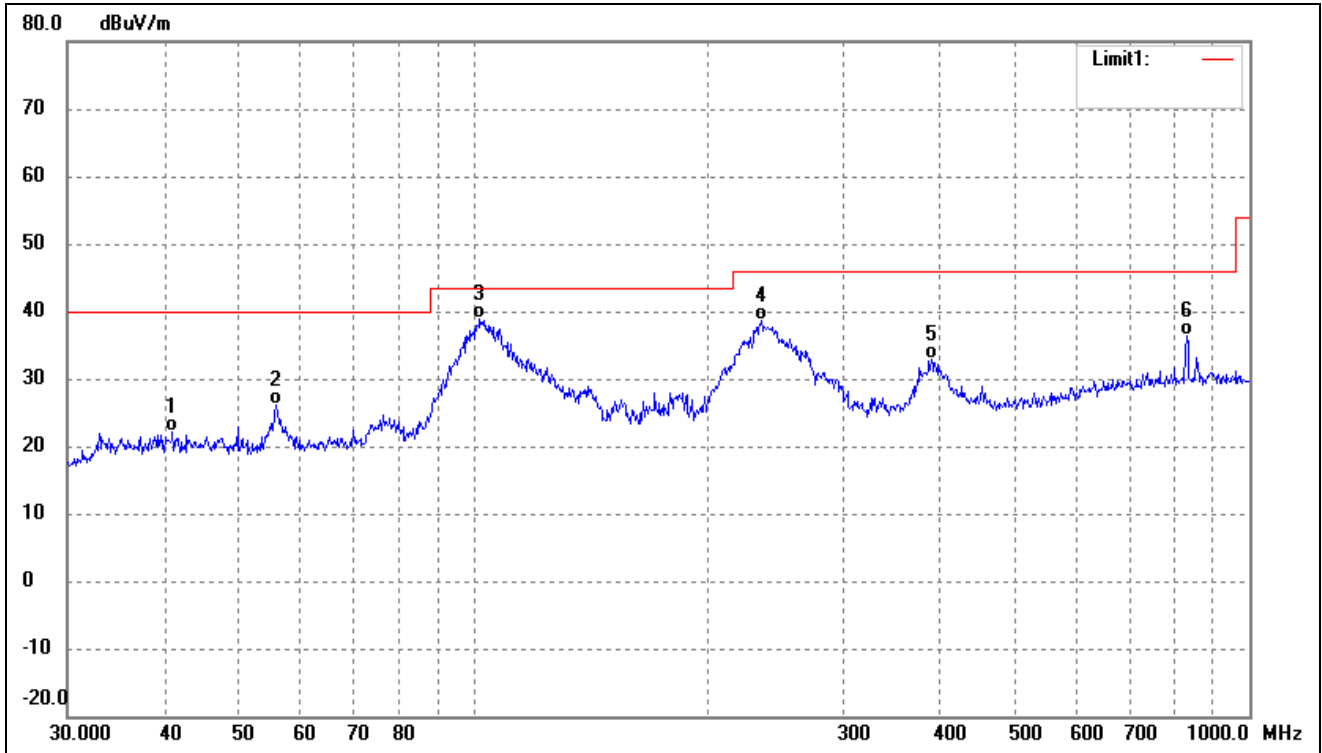
| No. | Frequency (MHz) | Reading (dBuV/m) | Correct (dB/m) | Result (dBuV/m) | Limit (dBuV/m) | Margin (dB) | Degree () | Height (cm) | Remark |
|-----|-----------------|------------------|----------------|-----------------|----------------|-------------|------------|-------------|--------|
| 1 | 74.3955 | 37.07 | -10.42 | 26.65 | 40.00 | -13.35 | - | - | QP |
| 2 | 104.9033 | 44.45 | -8.80 | 35.65 | 43.50 | -7.85 | - | - | QP |
| 3 | 152.6641 | 41.37 | -12.48 | 28.89 | 43.50 | -14.61 | - | - | QP |
| 4 | 235.8164 | 37.95 | -8.71 | 29.24 | 46.00 | -16.76 | - | - | QP |
| 5 | 378.5843 | 33.27 | -4.54 | 28.73 | 46.00 | -17.27 | - | - | QP |
| 6 | 952.0937 | 28.53 | 2.58 | 31.11 | 46.00 | -14.89 | - | - | QP |

| | | | |
|------------|-----|-----------|----------|
| Test mode: | TM5 | Polarity: | Vertical |
|------------|-----|-----------|----------|



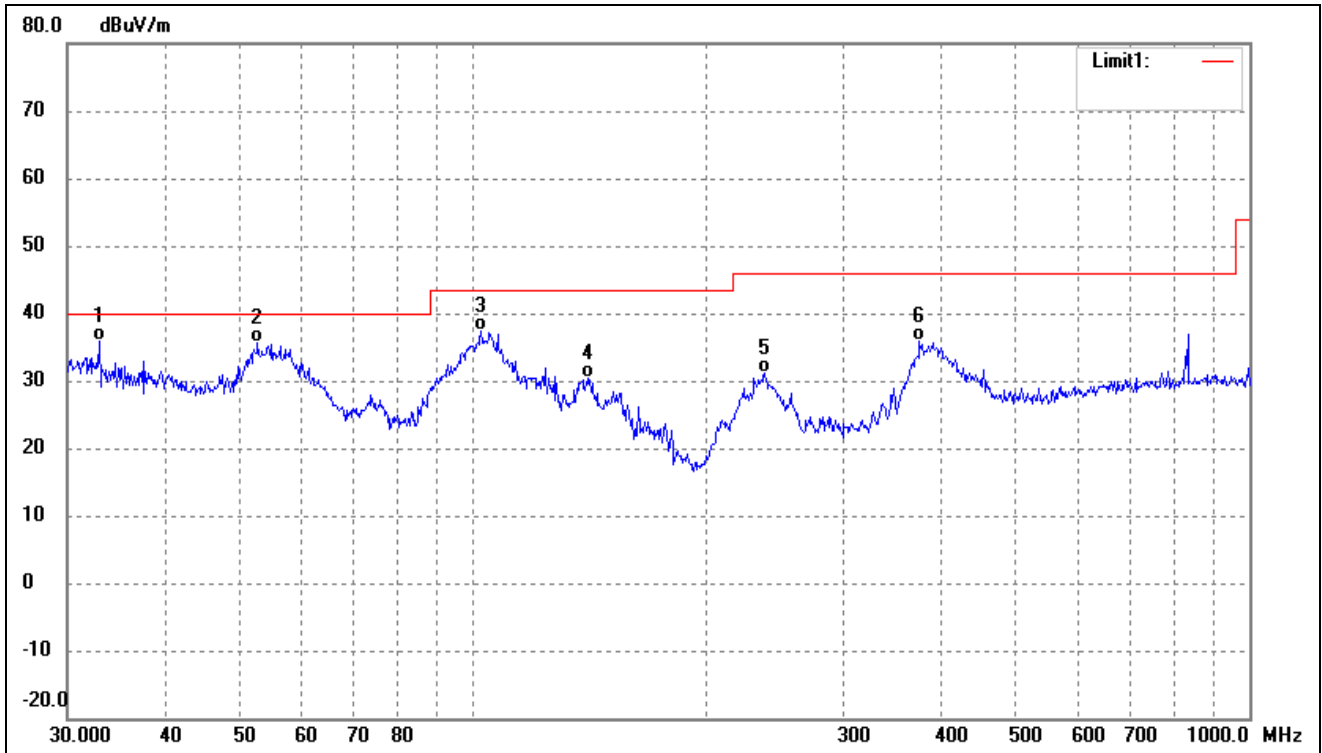
| No. | Frequency (MHz) | Reading (dBuV/m) | Correct (dB/m) | Result (dBuV/m) | Limit (dBuV/m) | Margin (dB) | Degree () | Height (cm) | Remark |
|-----|-----------------|------------------|----------------|-----------------|----------------|-------------|------------|-------------|--------|
| 1 | 42.1542 | 40.46 | -6.99 | 33.47 | 40.00 | -6.53 | - | - | QP |
| 2 | 55.8047 | 39.82 | -7.80 | 32.02 | 40.00 | -7.98 | - | - | QP |
| 3 | 72.3376 | 44.44 | -10.30 | 34.14 | 40.00 | -5.86 | - | - | QP |
| 4 | 106.7587 | 43.05 | -8.83 | 34.22 | 43.50 | -9.28 | - | - | QP |
| 5 | 378.5843 | 35.05 | -4.54 | 30.51 | 46.00 | -15.49 | - | - | QP |
| 6 | 900.1474 | 35.37 | 2.75 | 38.12 | 46.00 | -7.88 | - | - | QP |

| | | | |
|------------|-----|-----------|------------|
| Test mode: | TM6 | Polarity: | Horizontal |
|------------|-----|-----------|------------|



| No. | Frequency (MHz) | Reading (dBuV/m) | Correct dB/m | Result (dBuV/m) | Limit (dBuV/m) | Margin (dB) | Degree () | Height (cm) | Remark |
|-----|--------------------|---------------------|-----------------|--------------------|-------------------|----------------|---------------|----------------|--------|
| 1 | 40.9881 | 29.20 | -7.00 | 22.20 | 40.00 | -17.80 | - | - | QP |
| 2 | 55.6094 | 33.96 | -7.78 | 26.18 | 40.00 | -13.82 | - | - | QP |
| 3 | 102.0014 | 47.74 | -8.76 | 38.98 | 43.50 | -4.52 | - | - | QP |
| 4 | 234.9909 | 47.37 | -8.74 | 38.63 | 46.00 | -7.37 | - | - | QP |
| 5 | 389.3549 | 37.01 | -4.20 | 32.81 | 46.00 | -13.19 | - | - | QP |
| 6 | 830.4002 | 33.98 | 2.28 | 36.26 | 46.00 | -9.74 | - | - | QP |

| | | | |
|------------|-----|-----------|----------|
| Test mode: | TM6 | Polarity: | Vertical |
|------------|-----|-----------|----------|



| No. | Frequency (MHz) | Reading (dBuV/m) | Correct (dB/m) | Result (dBuV/m) | Limit (dBuV/m) | Margin (dB) | Degree () | Height (cm) | Remark |
|-----|-----------------|------------------|----------------|-----------------|----------------|-------------|------------|-------------|--------|
| 1 | 32.9791 | 44.71 | -8.72 | 35.99 | 40.00 | -4.01 | - | - | QP |
| 2 | 52.7600 | 42.89 | -7.37 | 35.52 | 40.00 | -4.48 | - | - | QP |
| 3 | 102.3597 | 46.26 | -8.77 | 37.49 | 43.50 | -6.01 | - | - | QP |
| 4 | 140.3421 | 42.73 | -12.28 | 30.45 | 43.50 | -13.05 | - | - | QP |
| 5 | 237.4760 | 39.79 | -8.66 | 31.13 | 46.00 | -14.87 | - | - | QP |
| 6 | 375.9385 | 40.49 | -4.61 | 35.88 | 46.00 | -10.12 | - | - | QP |

Remark: '- 'Means' the test Degree and Height are not recorded by the test software and only show the worst case in the test report.

6. Occupied Bandwidth

6.1 Standard Applicable

According to 15.215,20dB emission bandwidth.

6.2 Test Procedure

- The transmitter shall be operated at its maximum carrier power measured under normal test conditions.
- The span of the analyzer shall be set to capture all products of the modulation process, including the emission skirts.
- The resolution bandwidth (RBW) shall be in the range of 1% to 5% of the occupied bandwidth (OBW) and video bandwidth (VBW) shall be approximately 3x RBW.

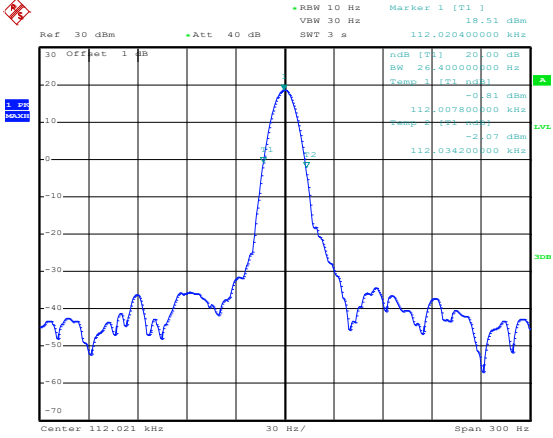
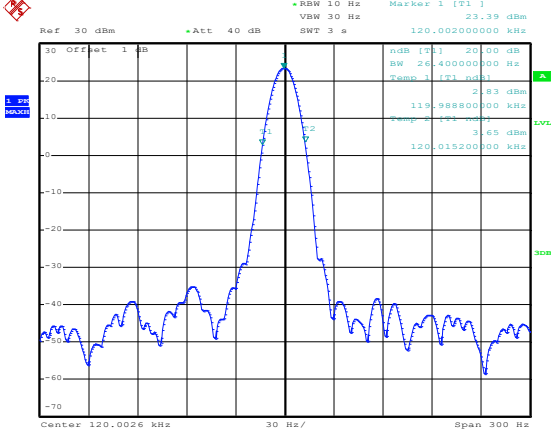
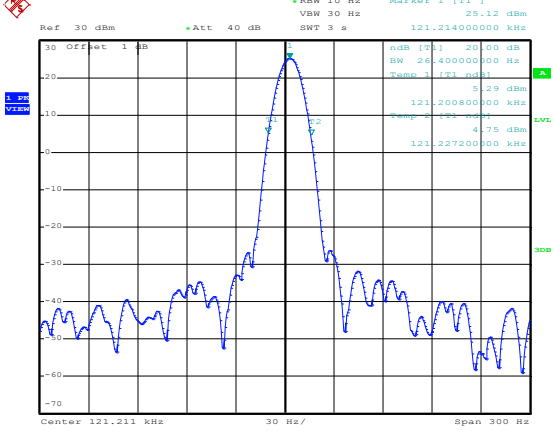
6.3 Environmental Conditions

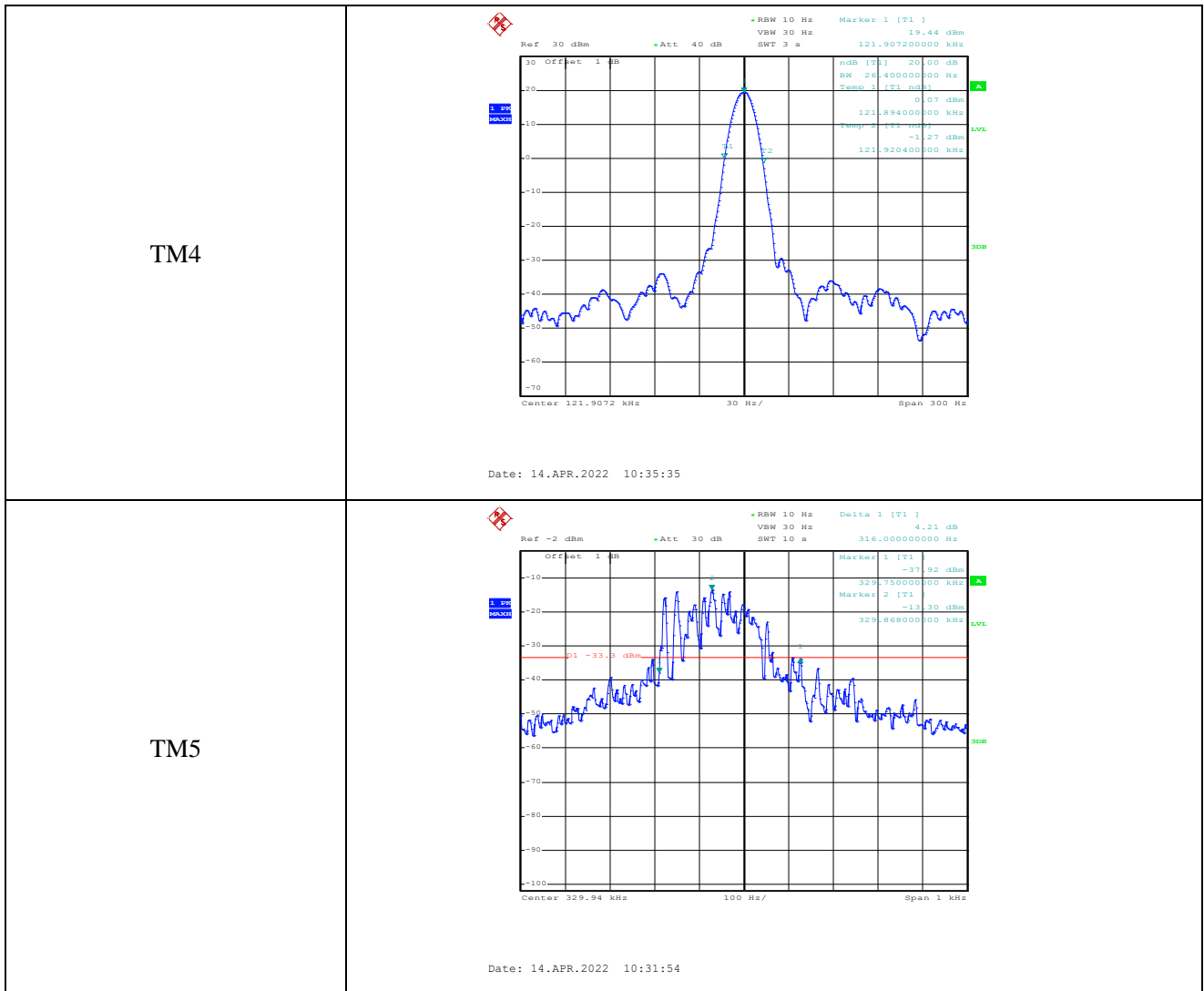
| | |
|--------------------|-----------|
| Temperature: | 25 °C |
| Relative Humidity: | 53% |
| ATM Pressure: | 1018 mbar |

6.4 Summary of Test Results/Plots

| Test mode | Test Channel(kHz) | 20dB Bandwidth(Hz) |
|-----------|-------------------|--------------------|
| TM1 | 112.0210 | 26.40 |
| TM2 | 120.0026 | 26.40 |
| TM3 | 121.2110 | 26.40 |
| TM4 | 121.9072 | 26.40 |
| TM5 | 329.9400 | 316.00 |

Please refer to the attached plots.

| | |
|------------|--|
| <p>TM1</p> |  <p>Date: 14.APR.2022 10:41:44</p> |
| <p>TM2</p> |  <p>Date: 14.APR.2022 10:43:04</p> |
| <p>TM3</p> |  <p>Date: 14.APR.2022 10:47:52</p> |



Note: The RBW of the analyzer that measured 99% OBW cannot go lower than 10Hz, so it was set to 10Hz, even though it is more than 5% of the OBW. This produces a worst case measurement.

APPENDIX PHOTOGRAPHS

Please refer to “ANNEX”

******* END OF REPORT *******