


ANTENNA SPECIFICATION

4MOD.

MECHANICAL & TEXTURE SPECIFICATIONS

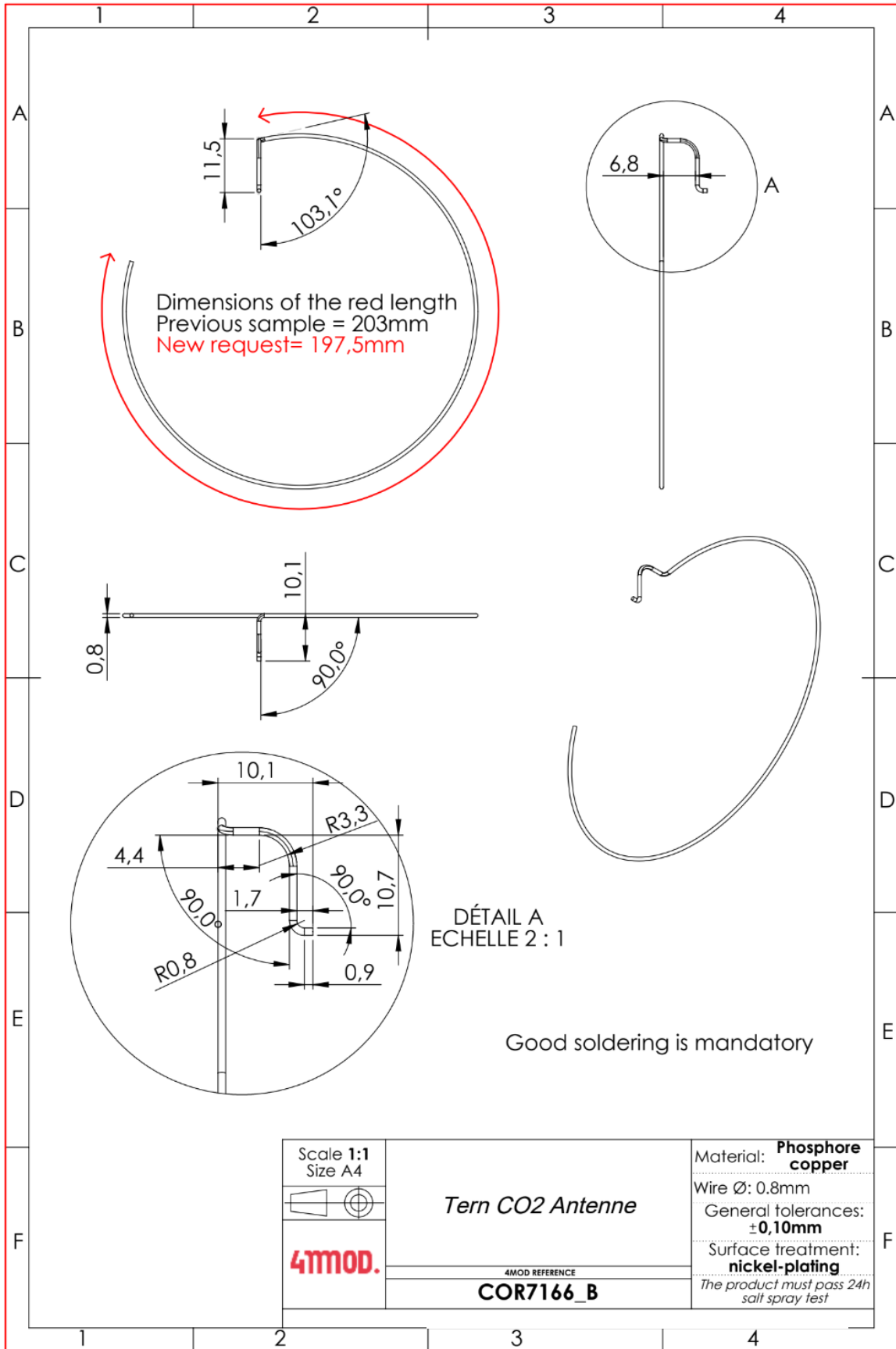


PART NAME
CAD FILE : **COR7166_B**


REV.	DESCRIPTION	DATE	DRAWN BY
A01	Initial release	16/03/2022	SA
A02	Length of the antenna (red) = 203mm	08/05/2022	SA
B	Length of the antenna (red) = 197,5mm	14/06/2022	SA

ANTENNA SPECIFICATION

A particular attention must be paid to the surrounded dimensions



ANTENNA SPECIFICATION



Picture of the antenna soldered to the PCB

Type is an integrated $5/8$ lambda wire antenna that is slotted in around the perimeter of the product housing and soldered to the board. Antenna Gain showed in the table below.

Frequency Bands	Antenna Gain
902-928MHz	-0.35 dBi
2.4-2.48GHz	4.77 dBi

Antenna gain in the frequency band