

Appendix A

RF Test Data for BT V4.1(BDR/EDR) (Conducted Measurement)

Product Name: ACOUSTIC AUITAR AMP

Trade Mark: AROMA

Test Model: AG-40A

Environmental Conditions

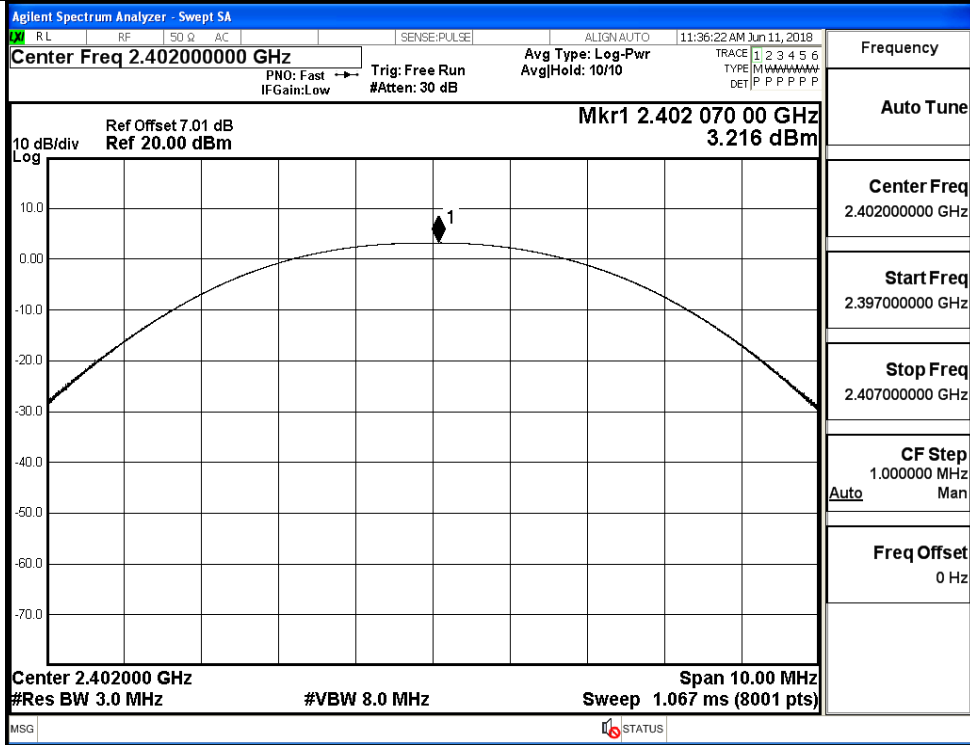
Temperature:	23.8 ° C
Relative Humidity:	51.7%
ATM Pressure:	100.0 kPa
Test Engineer:	Tom.Liu
Supervised by:	Jayden.Zhuo

A.1 Maxmum Conducted Peak Output Power

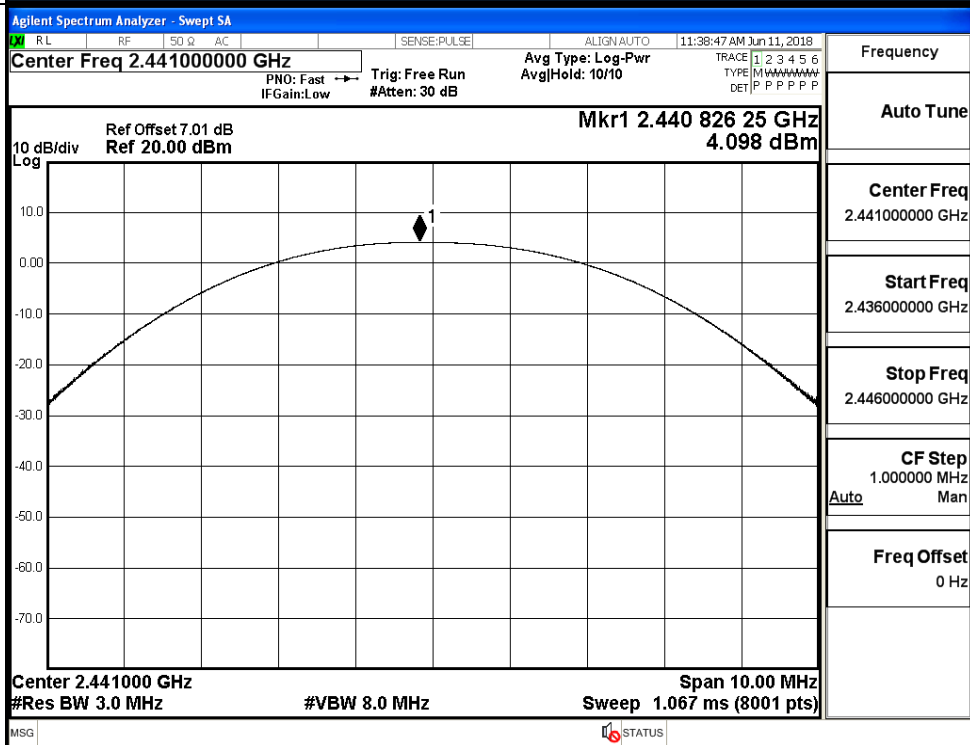
Mode	Channel.	Maximum Peak Output Power [dBm]	Limit [dBm]	Verdict
GFSK	LCH	3.216	30	PASS
	MCH	4.098	30	PASS
	HCH	4.504	30	PASS
$\pi/4$ DQPSK	LCH	2.144	21	PASS
	MCH	3.571	21	PASS
	HCH	4.035	21	PASS
8DPSK	LCH	2.429	21	PASS
	MCH	3.738	21	PASS
	HCH	4.139	21	PASS

Test Graphs

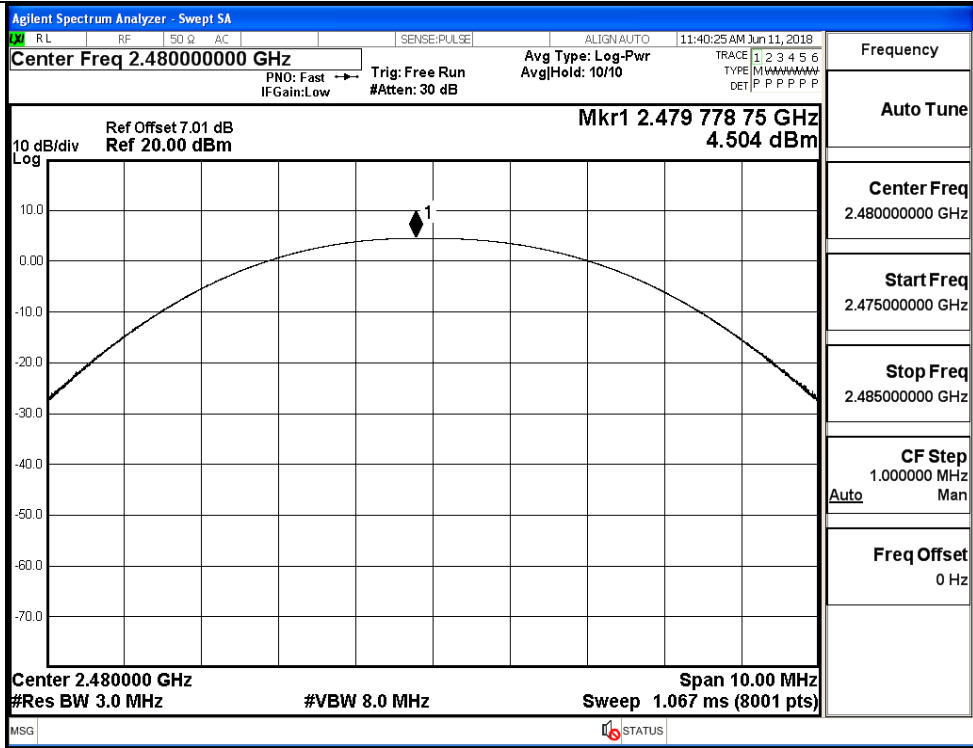
GFSK/LCH



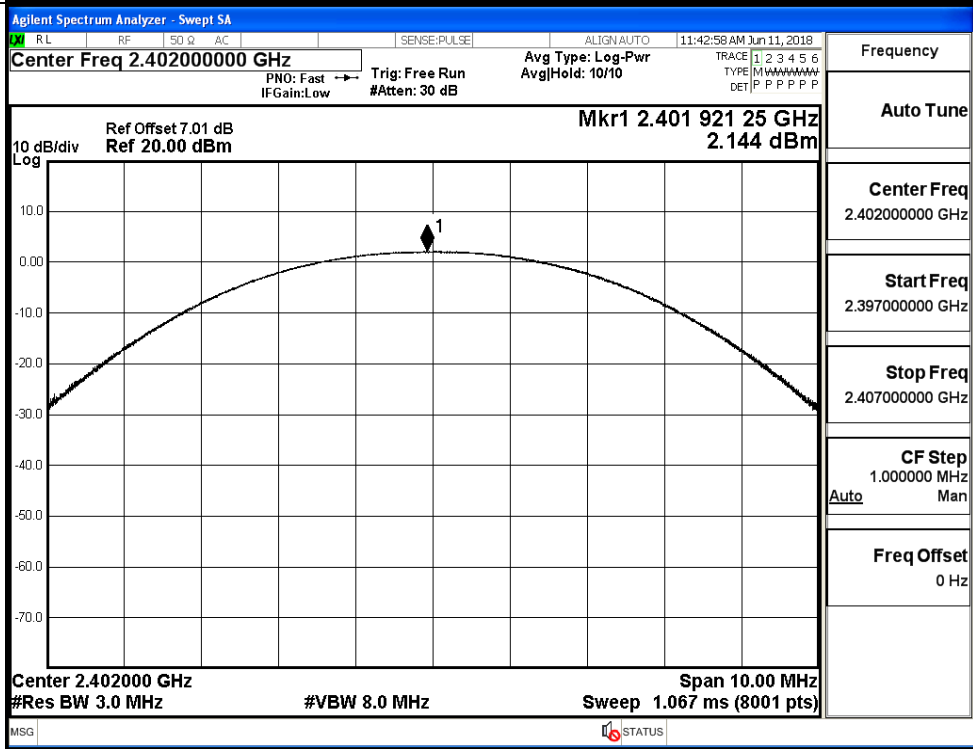
GFSK/MCH



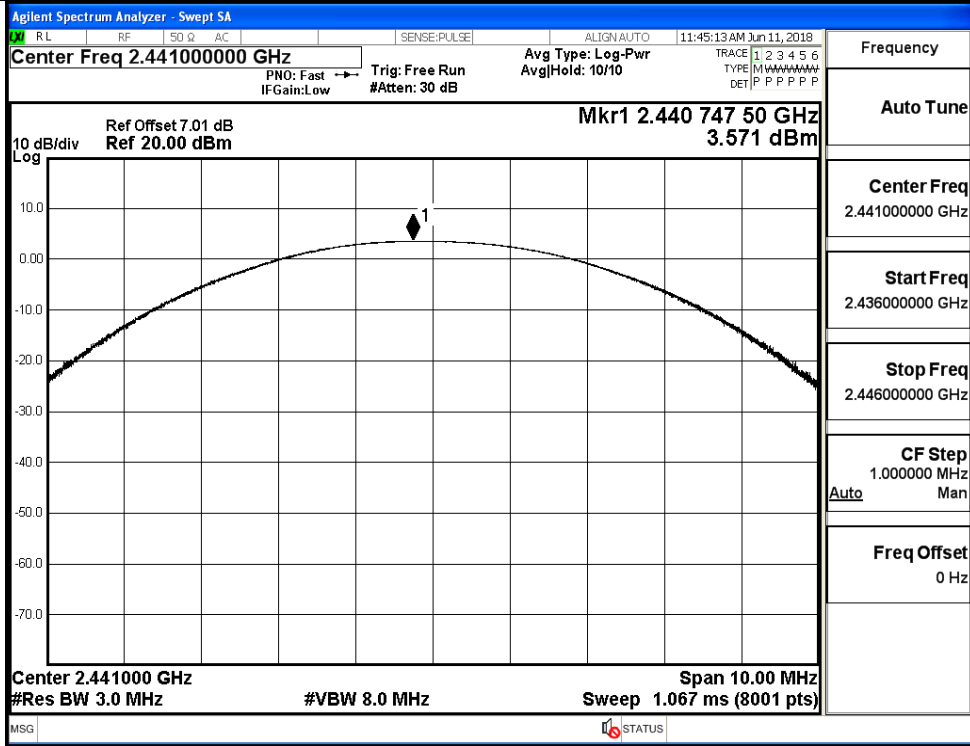
GFSK/HCH



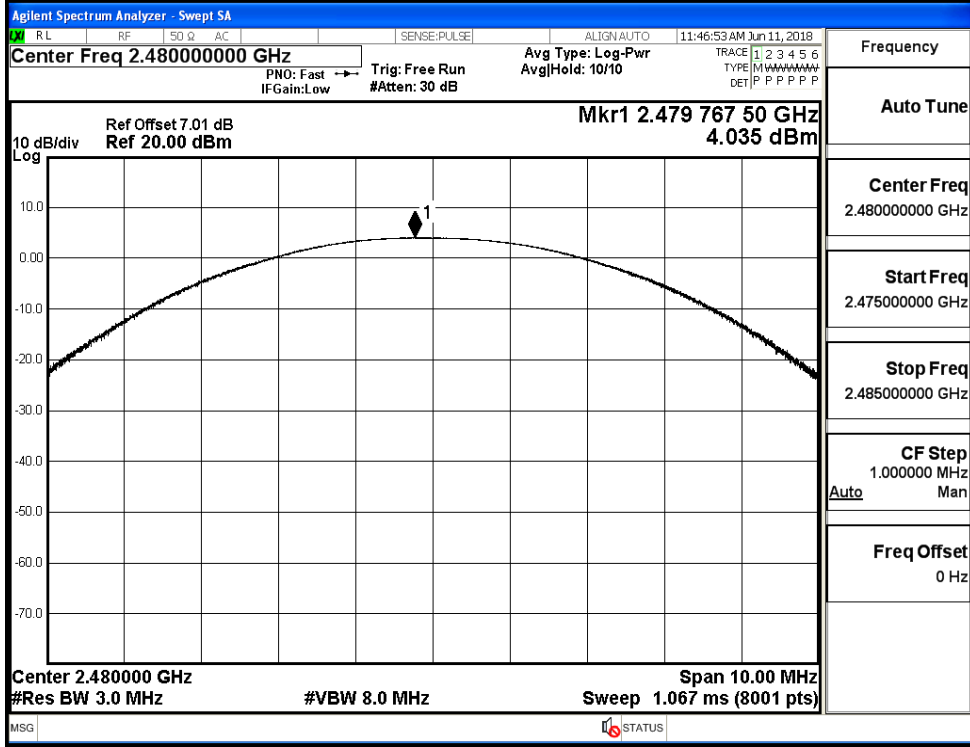
$\pi/4$ DQPSK/LCH



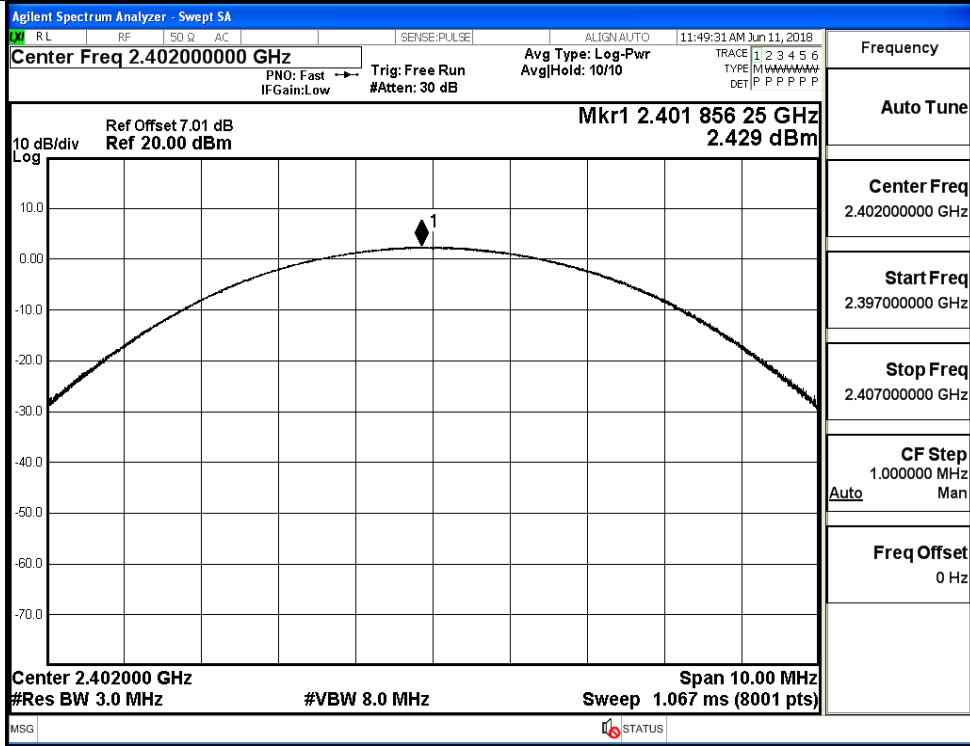
$\pi/4$ DQPSK/MCH



$\pi/4$ DQPSK/HCH

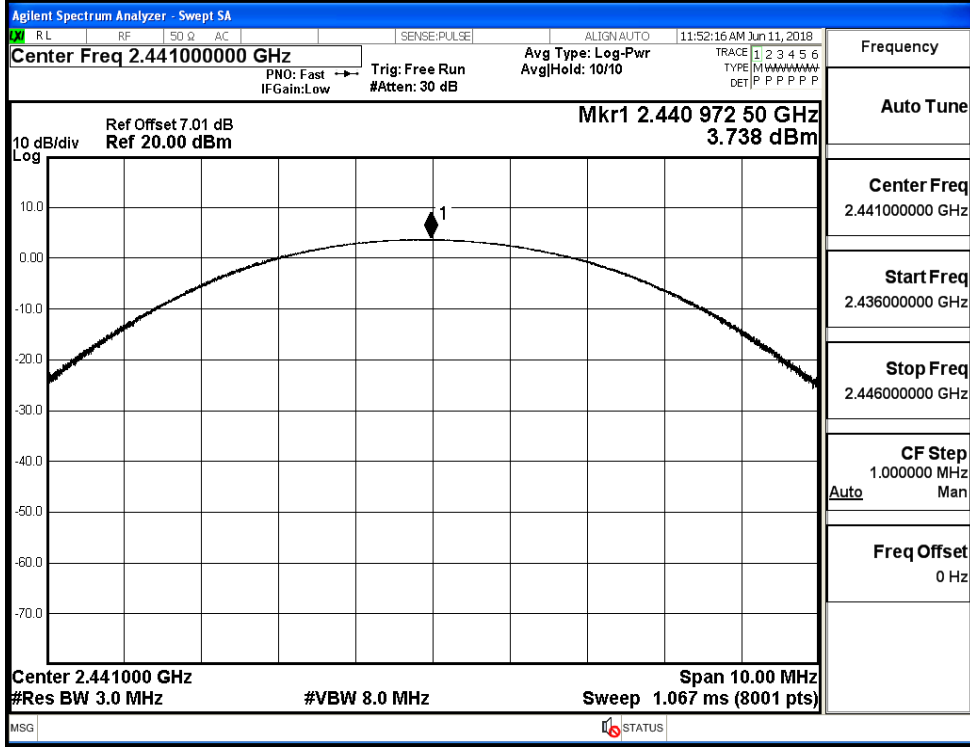


8DPSK/LCH



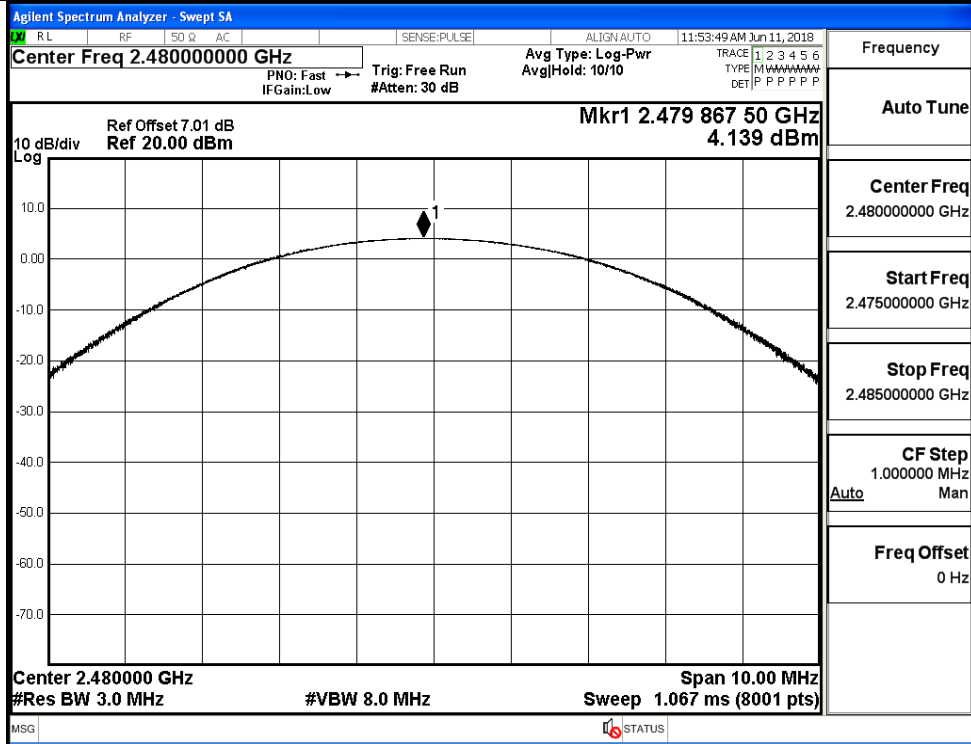
Frequency
Auto Tune
Center Freq 2.402000000 GHz
Start Freq 2.397000000 GHz
Stop Freq 2.407000000 GHz
CF Step 1.000000 MHz Auto Man
Freq Offset 0 Hz

8DPSK/MCH



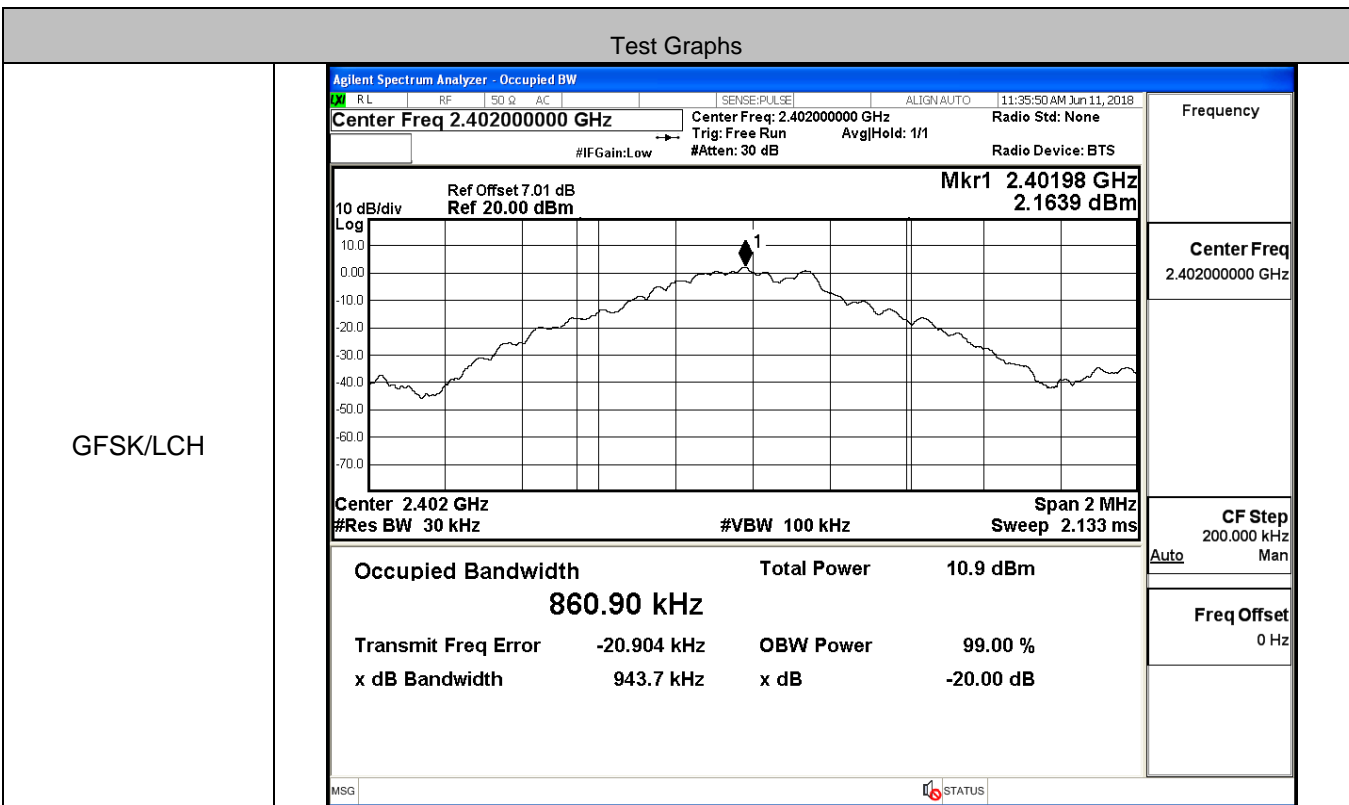
Frequency
Auto Tune
Center Freq 2.441000000 GHz
Start Freq 2.436000000 GHz
Stop Freq 2.446000000 GHz
CF Step 1.000000 MHz Auto Man
Freq Offset 0 Hz

8DPSK/HCH

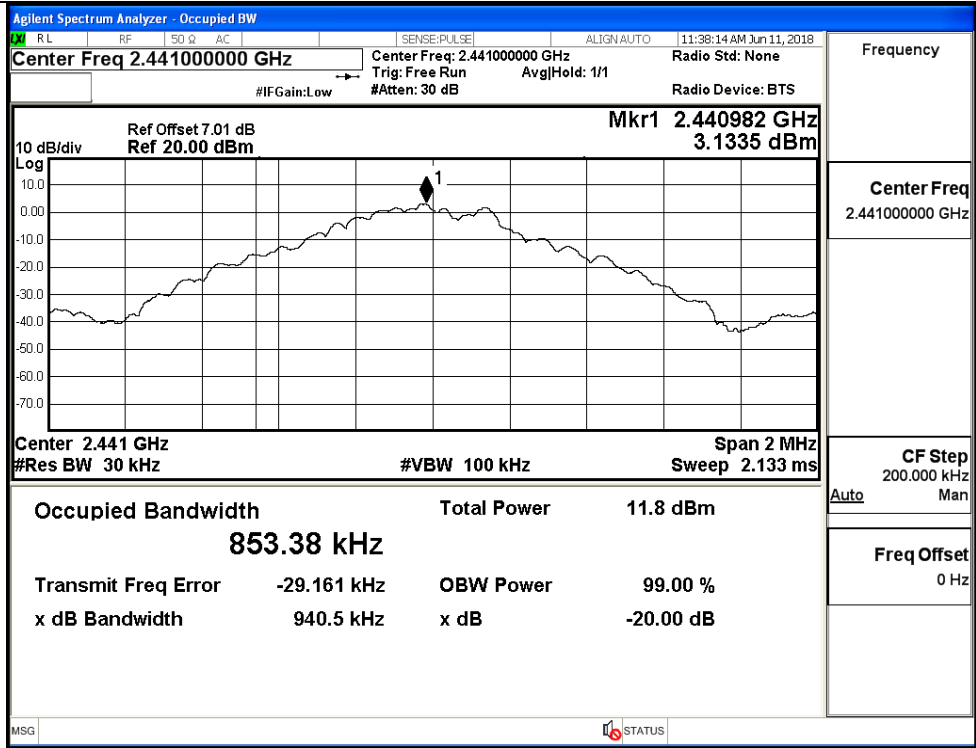


A.2 20dB Bandwidth

Mode	Channel.	20dB Bandwidth [MHz]	Limit [MHz]	Verdict
GFSK	LCH	0.9437	Not Specified	PASS
	MCH	0.9405	Not Specified	PASS
	HCH	0.9365	Not Specified	PASS
π/4DQPSK	LCH	1.266	Not Specified	PASS
	MCH	1.242	Not Specified	PASS
	HCH	1.241	Not Specified	PASS
8DPSK	LCH	1.278	Not Specified	PASS
	MCH	1.267	Not Specified	PASS
	HCH	1.270	Not Specified	PASS

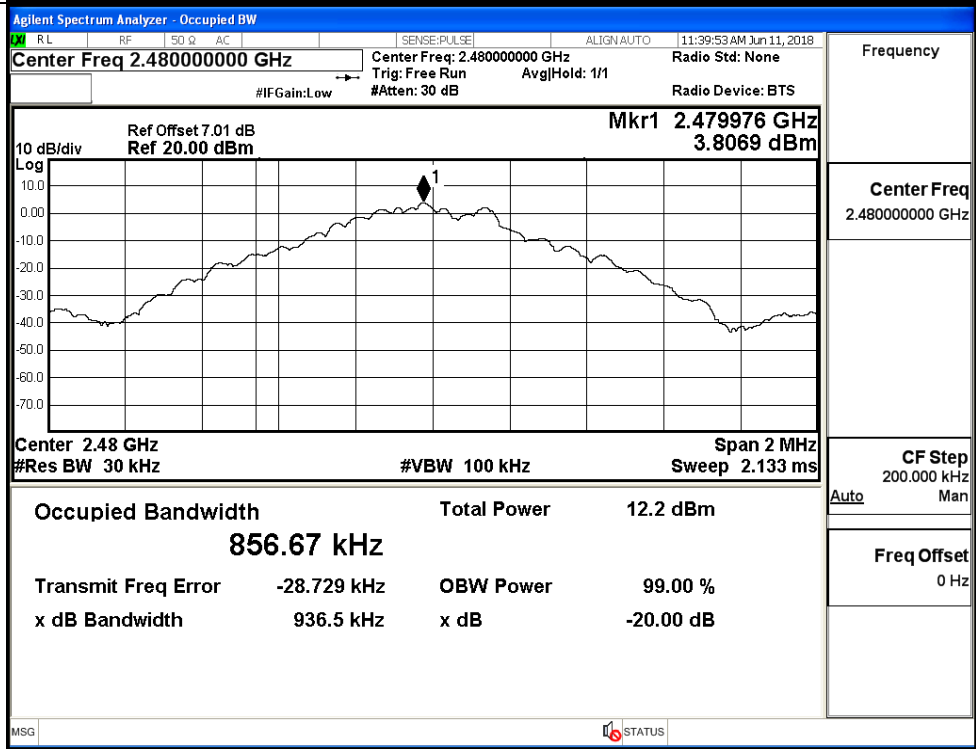


GFSK/MCH



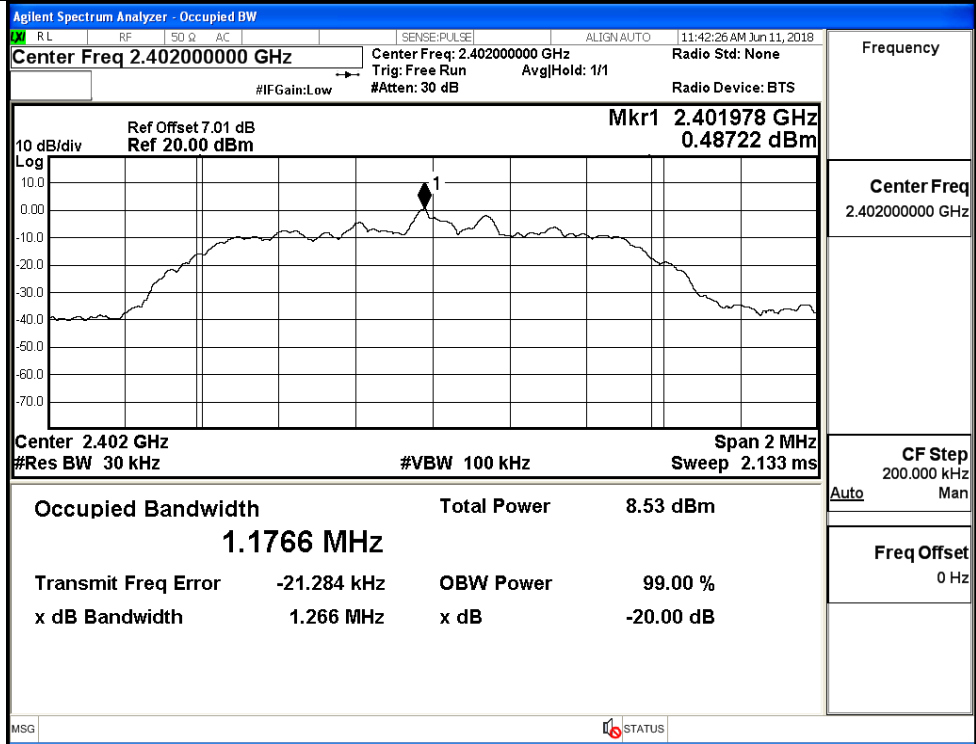
Frequency	2.441000000 GHz
Center Freq	2.441000000 GHz
CF Step	200.000 kHz
Auto	Man
Freq Offset	0 Hz

GFSK/HCH

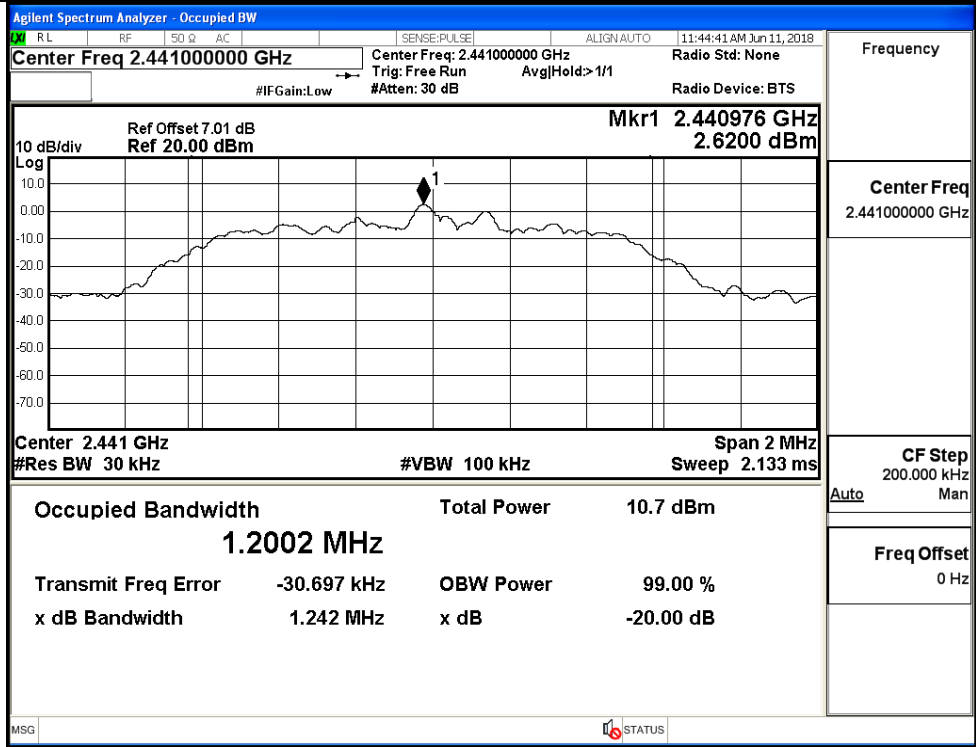


Frequency	2.480000000 GHz
Center Freq	2.480000000 GHz
CF Step	200.000 kHz
Auto	Man
Freq Offset	0 Hz

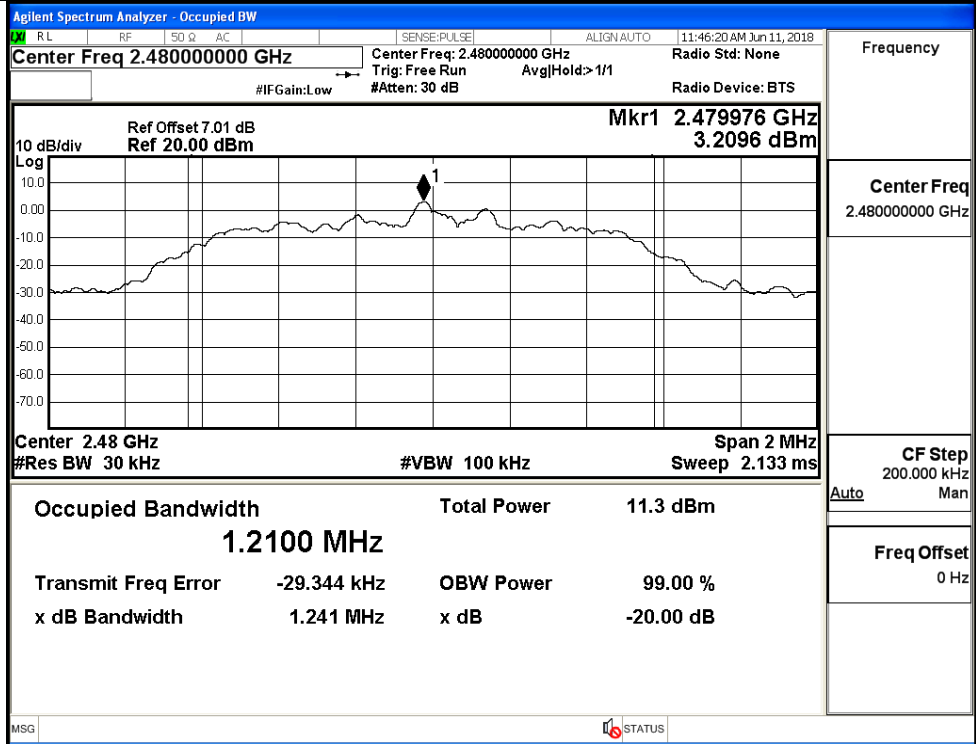
$\pi/4$ DQPSK/LCH



$\pi/4$ DQPSK/MCH

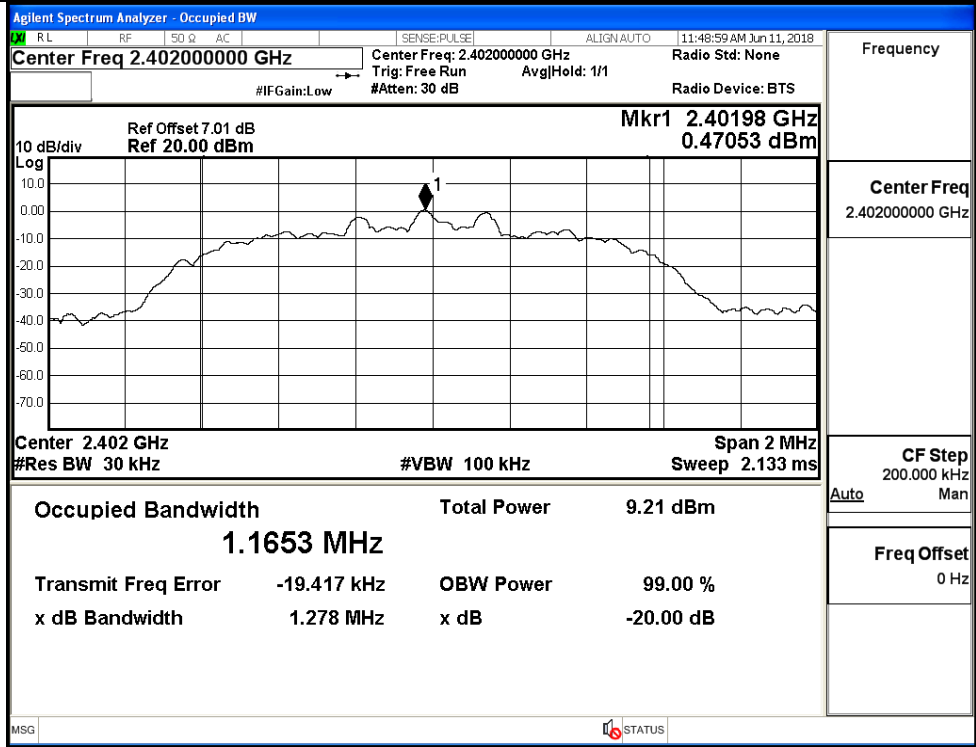


$\pi/4$ DQPSK/HCH



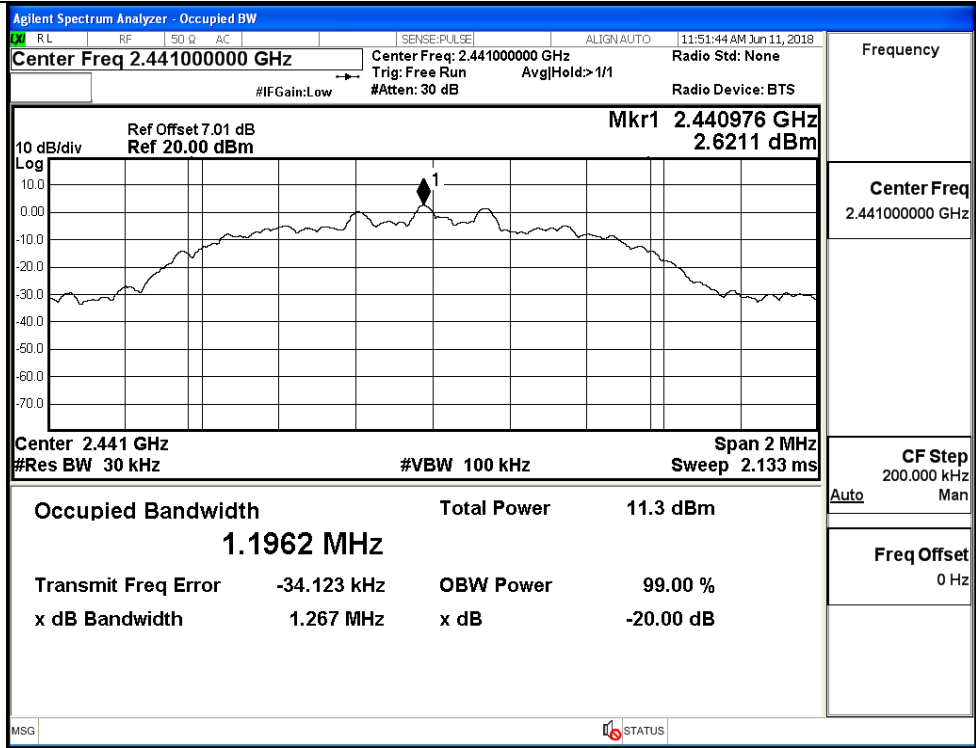
Frequency	2.48000000 GHz
Center Freq	2.480000000 GHz
CF Step	200.000 kHz
Auto	Man
Freq Offset	0 Hz

8DPSK/LCH



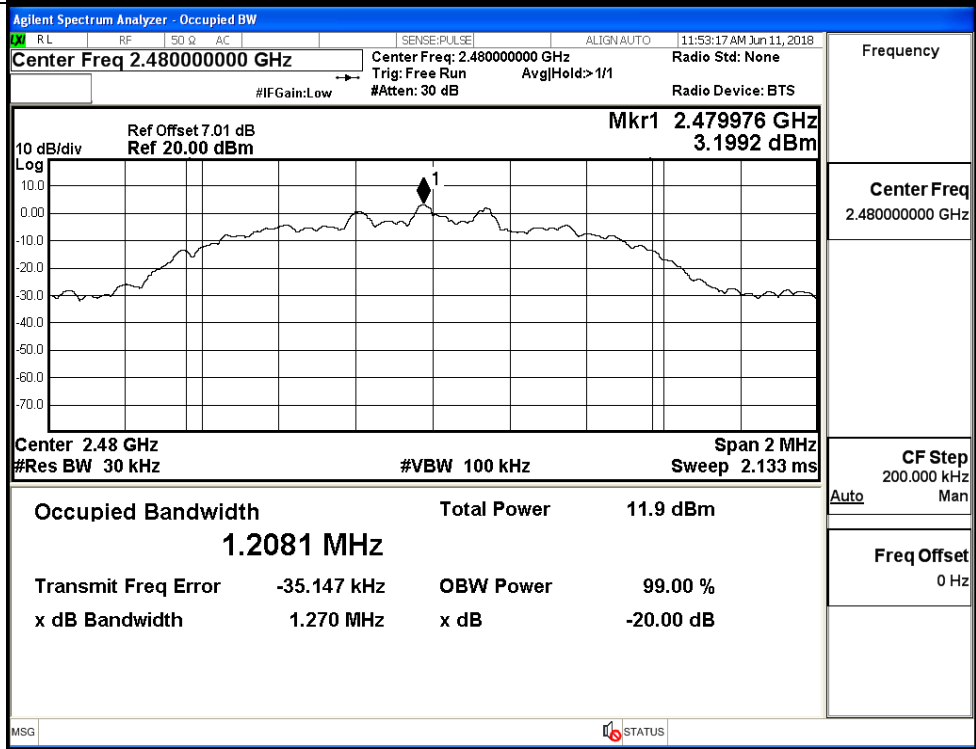
Frequency	2.40200000 GHz
Center Freq	2.402000000 GHz
CF Step	200.000 kHz
Auto	Man
Freq Offset	0 Hz

8DPSK/MCH



Frequency	2.441000000 GHz
Center Freq	2.441000000 GHz
CF Step	200.000 kHz
Auto	Man
Freq Offset	0 Hz

8DPSK/HCH



Frequency	2.480000000 GHz
Center Freq	2.480000000 GHz
CF Step	200.000 kHz
Auto	Man
Freq Offset	0 Hz

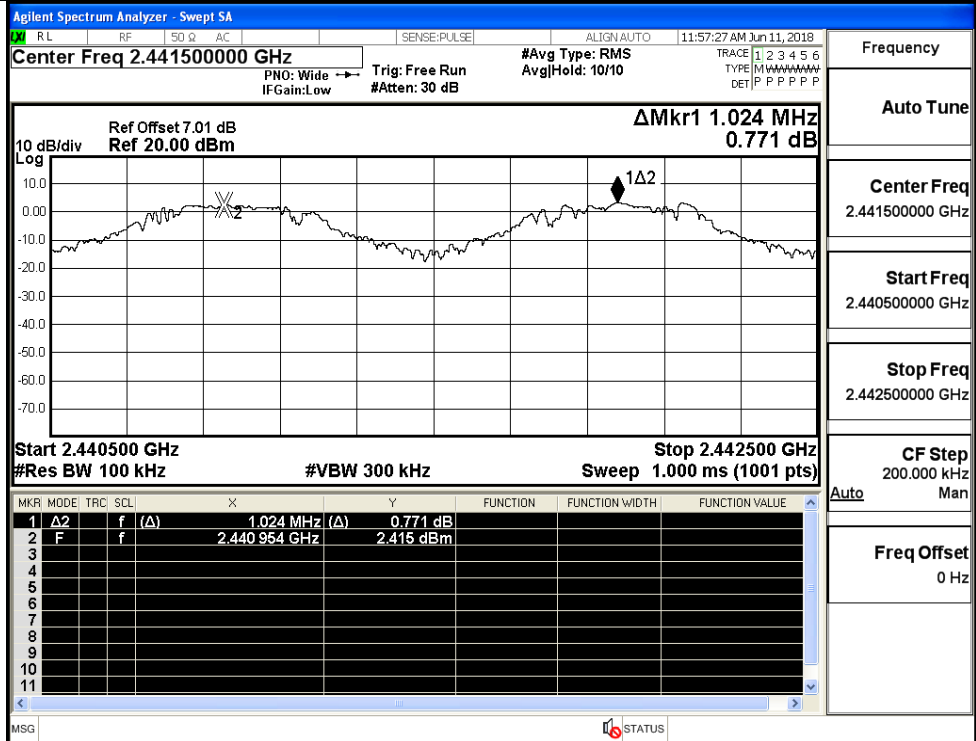
A.3 Carrier Frequency Separation

Mode	Channel	Carrier Frequency Separation [MHz]	Limit [MHz]	Verdict
GFSK	LCH	1.032	0.629	PASS
	MCH	1.024	0.629	PASS
	HCH	1.046	0.629	PASS
π/4DQPSK	LCH	1.110	0.844	PASS
	MCH	0.974	0.844	PASS
	HCH	1.032	0.844	PASS
8DPSK	LCH	1.140	0.852	PASS
	MCH	1.100	0.852	PASS
	HCH	0.976	0.852	PASS

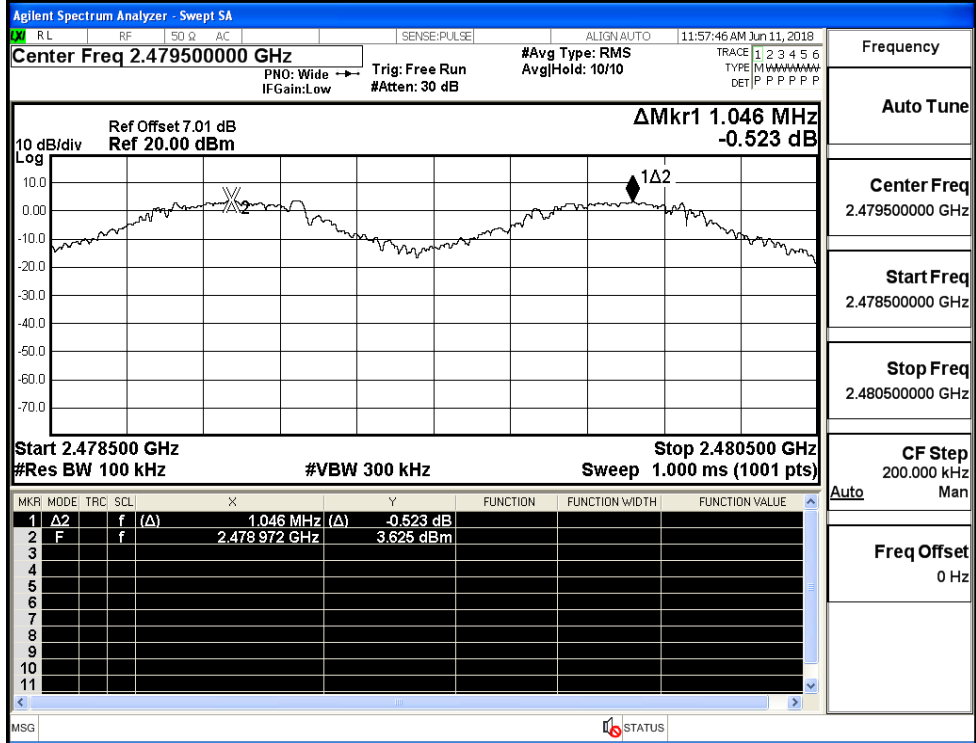
Test Graphs

GFSK/LCH		Frequency Auto Tune Center Freq 2.402500000 GHz Start Freq 2.401500000 GHz Stop Freq 2.403500000 GHz CF Step 200.000 kHz Auto Man Freq Offset 0 Hz																																																																																																												
	ΔMkr1 1.032 50 MHz 1.174 dB																																																																																																													
	Ref Offset 7.01 dB Ref 20.00 dBm																																																																																																													
	Start 2.401500 GHz #Res BW 100 kHz #VBW 300 kHz Stop 2.403500 GHz Sweep 1.067 ms (8001 pts)																																																																																																													
	<table border="1" style="width: 100%; border-collapse: collapse; font-size: 0.8em;"> <thead> <tr> <th>MKR</th> <th>MODE</th> <th>TRC</th> <th>SCL</th> <th>X</th> <th>Y</th> <th>FUNCTION</th> <th>FUNCTION WIDTH</th> <th>FUNCTION VALUE</th> </tr> </thead> <tbody> <tr> <td>1</td> <td>Δ2</td> <td>f</td> <td>(Δ)</td> <td>1.032 50 MHz (Δ)</td> <td>1.174 dB</td> <td></td> <td></td> <td></td> </tr> <tr> <td>2</td> <td>F</td> <td>f</td> <td></td> <td>2.401 955 25 GHz</td> <td>0.222 dBm</td> <td></td> <td></td> <td></td> </tr> <tr> <td>3</td> <td></td> <td></td> <td></td> <td></td> <td></td> <td></td> <td></td> <td></td> </tr> <tr> <td>4</td> <td></td> <td></td> <td></td> <td></td> <td></td> <td></td> <td></td> <td></td> </tr> <tr> <td>5</td> <td></td> <td></td> <td></td> <td></td> <td></td> <td></td> <td></td> <td></td> </tr> <tr> <td>6</td> <td></td> <td></td> <td></td> <td></td> <td></td> <td></td> <td></td> <td></td> </tr> <tr> <td>7</td> <td></td> <td></td> <td></td> <td></td> <td></td> <td></td> <td></td> <td></td> </tr> <tr> <td>8</td> <td></td> <td></td> <td></td> <td></td> <td></td> <td></td> <td></td> <td></td> </tr> <tr> <td>9</td> <td></td> <td></td> <td></td> <td></td> <td></td> <td></td> <td></td> <td></td> </tr> <tr> <td>10</td> <td></td> <td></td> <td></td> <td></td> <td></td> <td></td> <td></td> <td></td> </tr> <tr> <td>11</td> <td></td> <td></td> <td></td> <td></td> <td></td> <td></td> <td></td> <td></td> </tr> </tbody> </table>	MKR	MODE	TRC	SCL	X	Y	FUNCTION	FUNCTION WIDTH	FUNCTION VALUE	1	Δ2	f	(Δ)	1.032 50 MHz (Δ)	1.174 dB				2	F	f		2.401 955 25 GHz	0.222 dBm				3									4									5									6									7									8									9									10									11									
	MKR	MODE	TRC	SCL	X	Y	FUNCTION	FUNCTION WIDTH	FUNCTION VALUE																																																																																																					
	1	Δ2	f	(Δ)	1.032 50 MHz (Δ)	1.174 dB																																																																																																								
	2	F	f		2.401 955 25 GHz	0.222 dBm																																																																																																								
	3																																																																																																													
	4																																																																																																													
5																																																																																																														
6																																																																																																														
7																																																																																																														
8																																																																																																														
9																																																																																																														
10																																																																																																														
11																																																																																																														
Center Freq 2.402500000 GHz PNO: Wide → Trig: Free Run Avg Type: Log-Pwr IFGain: Low #Atten: 30 dB #AveHold: 10/10																																																																																																														
10 dB/div Log																																																																																																														
1Δ2																																																																																																														
MSG STATUS																																																																																																														

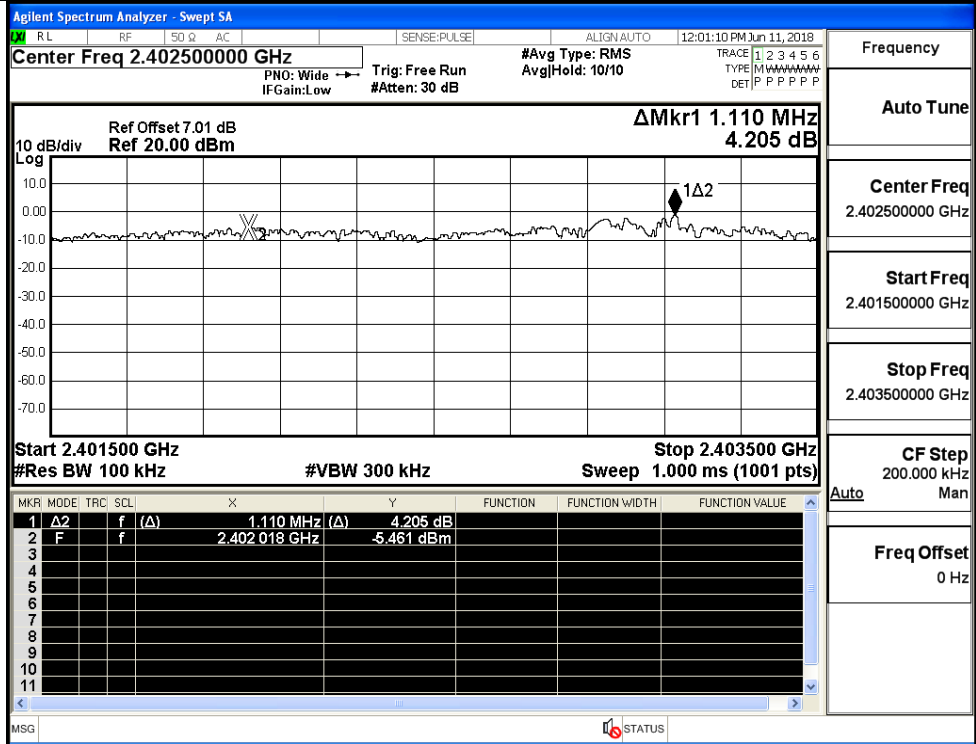
GFSK/MCH



GFSK/HCH

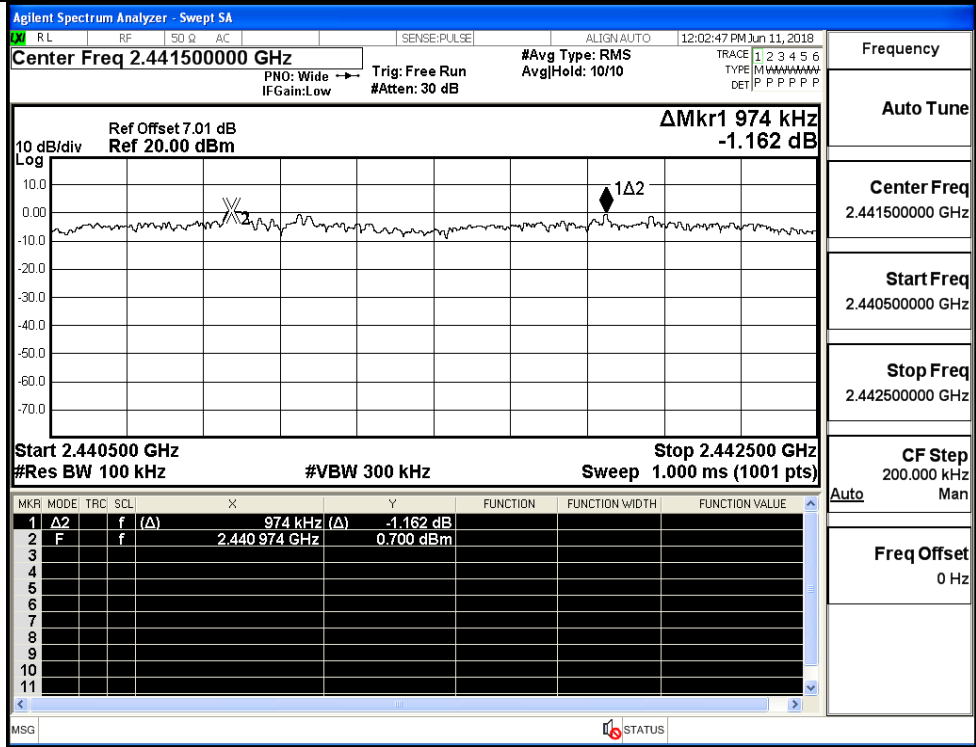


$\pi/4$ DQPSK/LCH



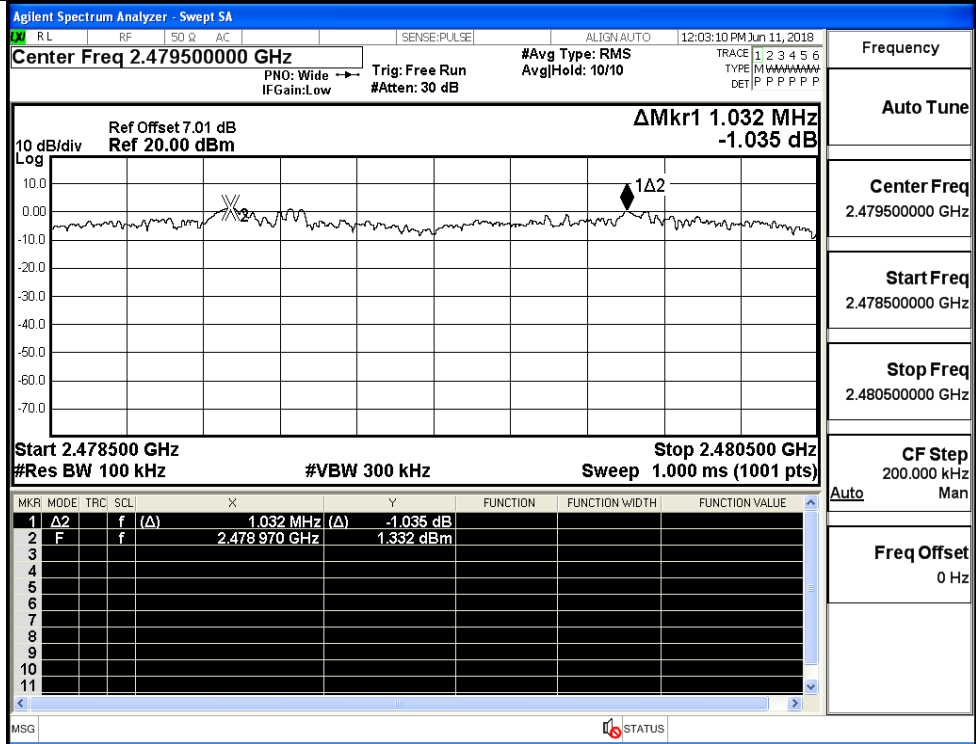
Frequency	2.402500000 GHz
Auto Tune	
Center Freq	2.402500000 GHz
Start Freq	2.401500000 GHz
Stop Freq	2.403500000 GHz
CF Step	200.000 kHz
Auto	Man
Freq Offset	0 Hz

$\pi/4$ DQPSK/MCH

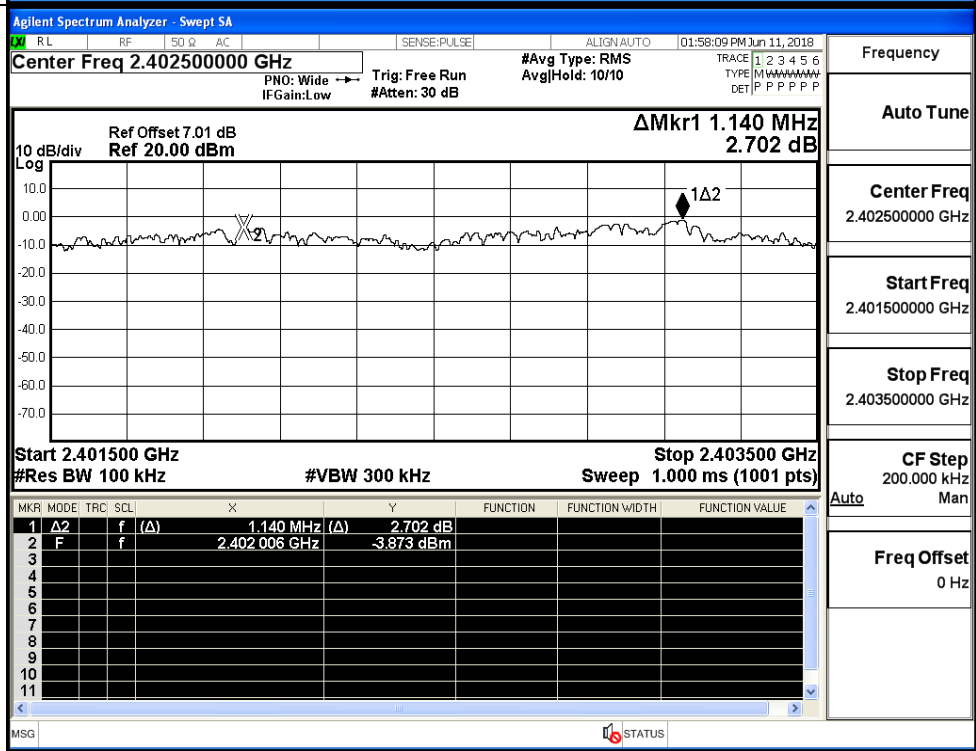


Frequency	2.441500000 GHz
Auto Tune	
Center Freq	2.441500000 GHz
Start Freq	2.440500000 GHz
Stop Freq	2.442500000 GHz
CF Step	200.000 kHz
Auto	Man
Freq Offset	0 Hz

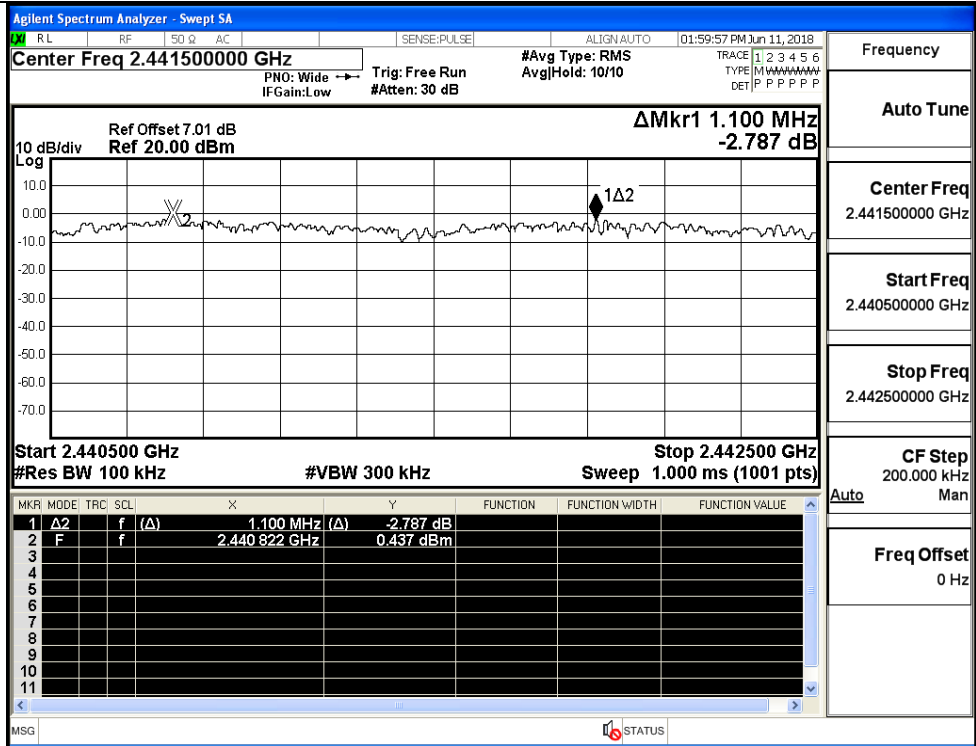
π/4DQPSK/HCH



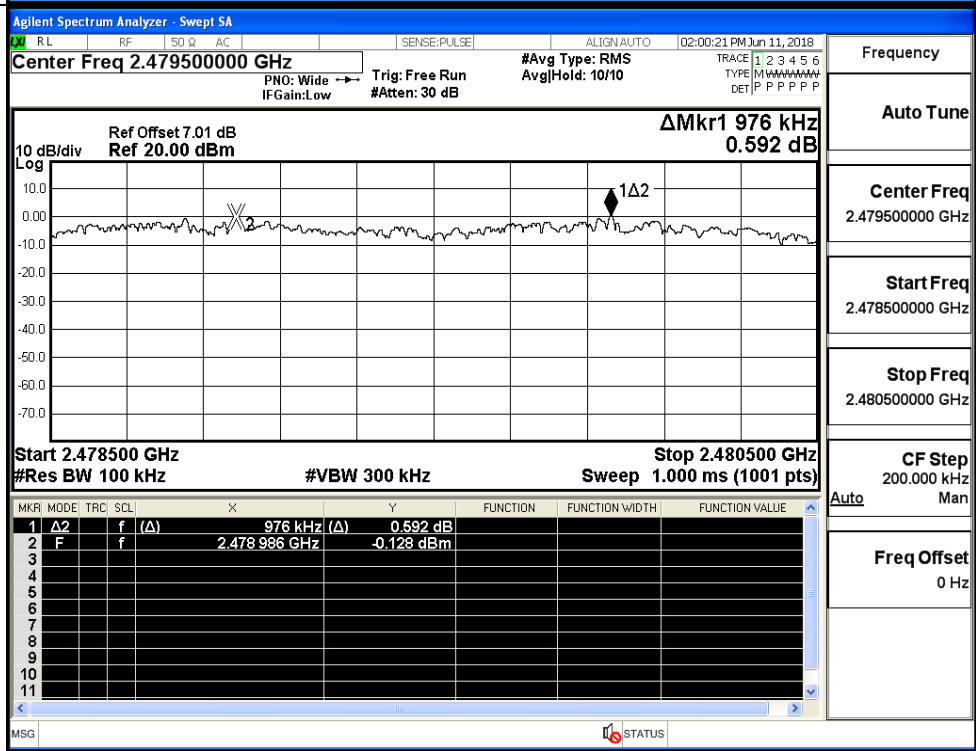
8DPSK/LCH



8DPSK/MCH



8DPSK/HCH



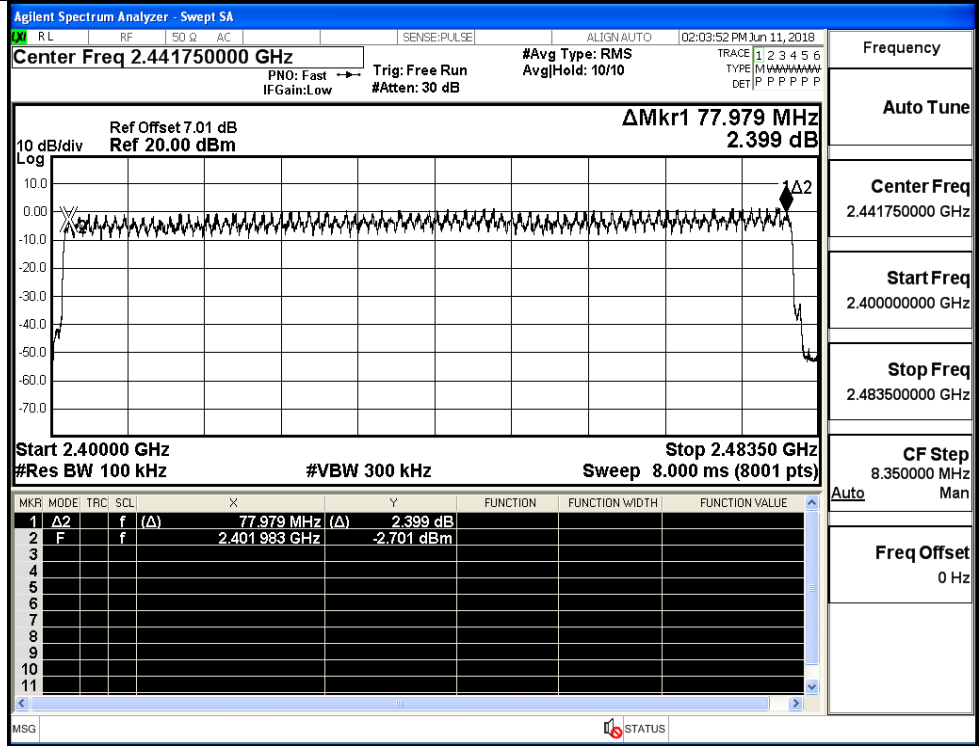
A.4 Hopping Channel Number

Mode	Channel.	Number of Hopping Channel [N]	Limit [N]	Verdict
GFSK	Hop	79	>=15	PASS
$\pi/4$ DQPSK	Hop	79	>=15	PASS
8DPSK	Hop	79	>=15	PASS

Test Graphs

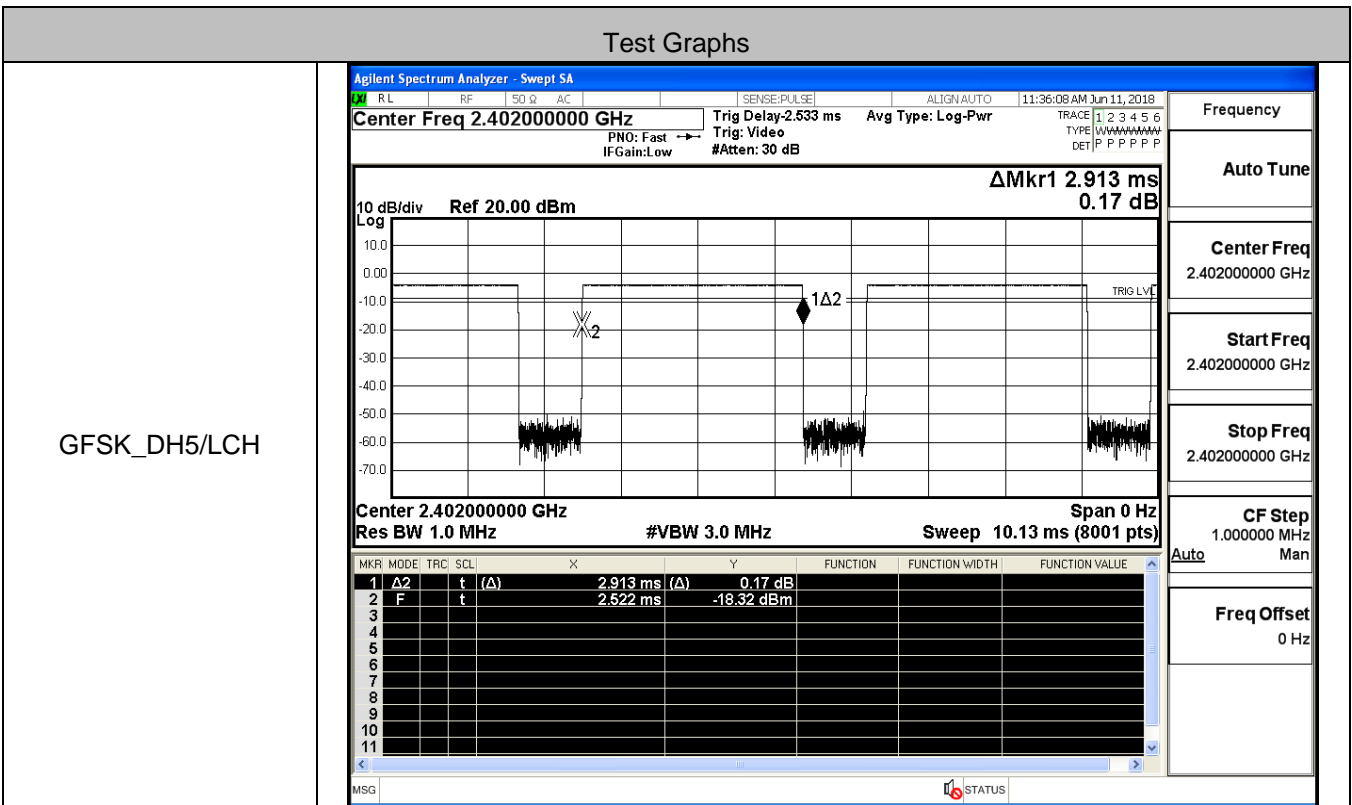
<p>GFSK/Hop</p>	<p>Agilent Spectrum Analyzer - Swept SA</p> <p>Center Freq 2.441750000 GHz</p> <p>Ref Offset 7.01 dB Ref 20.00 dBm</p> <p>Start 2.40000 GHz #Res BW 100 kHz</p> <p>Stop 2.48350 GHz #VBW 300 kHz Sweep 8.000 ms (8001 pts)</p> <table border="1"> <thead> <tr> <th>MKR</th> <th>MODE</th> <th>TRC</th> <th>SCL</th> <th>X</th> <th>Y</th> <th>FUNCTION</th> <th>FUNCTION WIDTH</th> <th>FUNCTION VALUE</th> </tr> </thead> <tbody> <tr> <td>1</td> <td>Δ2</td> <td>f</td> <td>(Δ)</td> <td>77.999 MHz (Δ)</td> <td>2.674 dB</td> <td></td> <td></td> <td></td> </tr> <tr> <td>2</td> <td>F</td> <td>f</td> <td></td> <td>2.401962 GHz</td> <td>0.775 dBm</td> <td></td> <td></td> <td></td> </tr> </tbody> </table>	MKR	MODE	TRC	SCL	X	Y	FUNCTION	FUNCTION WIDTH	FUNCTION VALUE	1	Δ 2	f	(Δ)	77.999 MHz (Δ)	2.674 dB				2	F	f		2.401962 GHz	0.775 dBm				<p>Frequency</p> <p>Auto Tune</p> <p>Center Freq 2.441750000 GHz</p> <p>Start Freq 2.400000000 GHz</p> <p>Stop Freq 2.483500000 GHz</p> <p>CF Step 8.350000 MHz Man</p> <p>Freq Offset 0 Hz</p>
MKR	MODE	TRC	SCL	X	Y	FUNCTION	FUNCTION WIDTH	FUNCTION VALUE																					
1	Δ 2	f	(Δ)	77.999 MHz (Δ)	2.674 dB																								
2	F	f		2.401962 GHz	0.775 dBm																								
<p>$\pi/4$DQPSK/Hop</p>	<p>Agilent Spectrum Analyzer - Swept SA</p> <p>Center Freq 2.441750000 GHz</p> <p>Ref Offset 7.01 dB Ref 20.00 dBm</p> <p>Start 2.40000 GHz #Res BW 100 kHz</p> <p>Stop 2.48350 GHz #VBW 300 kHz Sweep 8.000 ms (8001 pts)</p> <table border="1"> <thead> <tr> <th>MKR</th> <th>MODE</th> <th>TRC</th> <th>SCL</th> <th>X</th> <th>Y</th> <th>FUNCTION</th> <th>FUNCTION WIDTH</th> <th>FUNCTION VALUE</th> </tr> </thead> <tbody> <tr> <td>1</td> <td>Δ2</td> <td>f</td> <td>(Δ)</td> <td>78.323 MHz (Δ)</td> <td>4.044 dB</td> <td></td> <td></td> <td></td> </tr> <tr> <td>2</td> <td>F</td> <td>f</td> <td></td> <td>2.401816 GHz</td> <td>-2.772 dBm</td> <td></td> <td></td> <td></td> </tr> </tbody> </table>	MKR	MODE	TRC	SCL	X	Y	FUNCTION	FUNCTION WIDTH	FUNCTION VALUE	1	Δ 2	f	(Δ)	78.323 MHz (Δ)	4.044 dB				2	F	f		2.401816 GHz	-2.772 dBm				<p>Frequency</p> <p>Auto Tune</p> <p>Center Freq 2.441750000 GHz</p> <p>Start Freq 2.400000000 GHz</p> <p>Stop Freq 2.483500000 GHz</p> <p>CF Step 8.350000 MHz Man</p> <p>Freq Offset 0 Hz</p>
MKR	MODE	TRC	SCL	X	Y	FUNCTION	FUNCTION WIDTH	FUNCTION VALUE																					
1	Δ 2	f	(Δ)	78.323 MHz (Δ)	4.044 dB																								
2	F	f		2.401816 GHz	-2.772 dBm																								

8DPSK/Hop

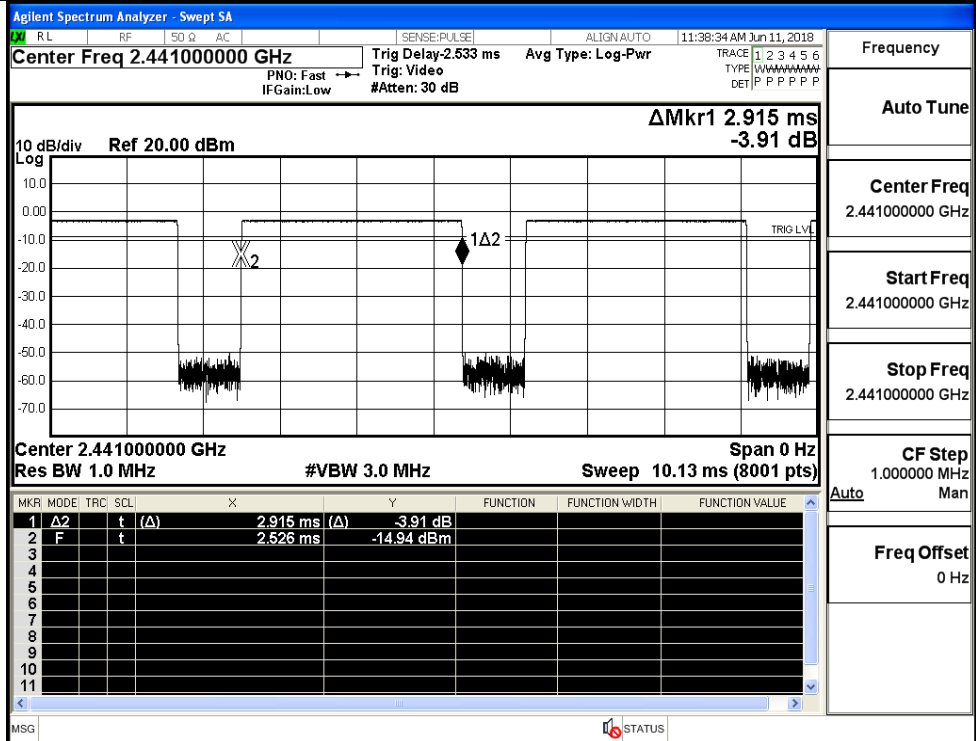


A.5 Dwell Time

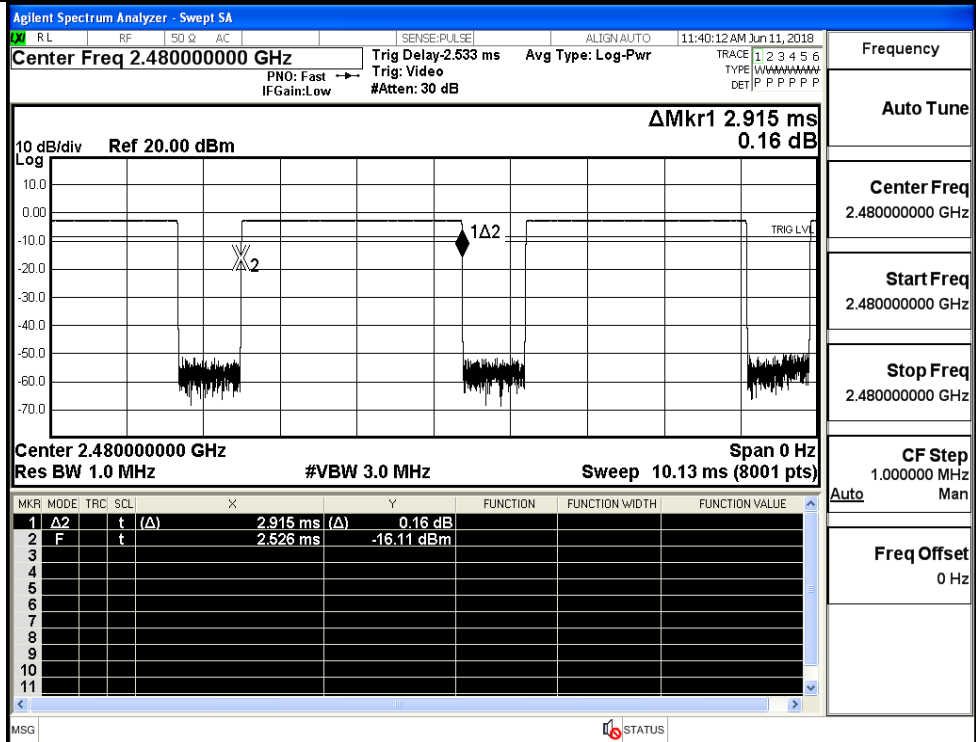
Mode	Packet	Channel	Burst Width [ms/hop/ch]	Total Hops[hop*ch]	Dwell Time[s]	Limit [s]	Verdict
GFSK	DH5	LCH	2.91	106.7	0.31	0.4	PASS
	DH5	MCH	2.91	106.7	0.31	0.4	PASS
	DH5	HCH	2.91	106.7	0.31	0.4	PASS
π/4DQPSK	2DH5	LCH	2.91	106.7	0.312	0.4	PASS
	2DH5	MCH	2.91	106.7	0.312	0.4	PASS
	2DH5	HCH	2.91	106.7	0.312	0.4	PASS
8DPSK	3DH5	LCH	2.91	106.7	0.312	0.4	PASS
	3DH5	MCH	2.91	106.7	0.312	0.4	PASS
	3DH5	HCH	2.91	106.7	0.312	0.4	PASS



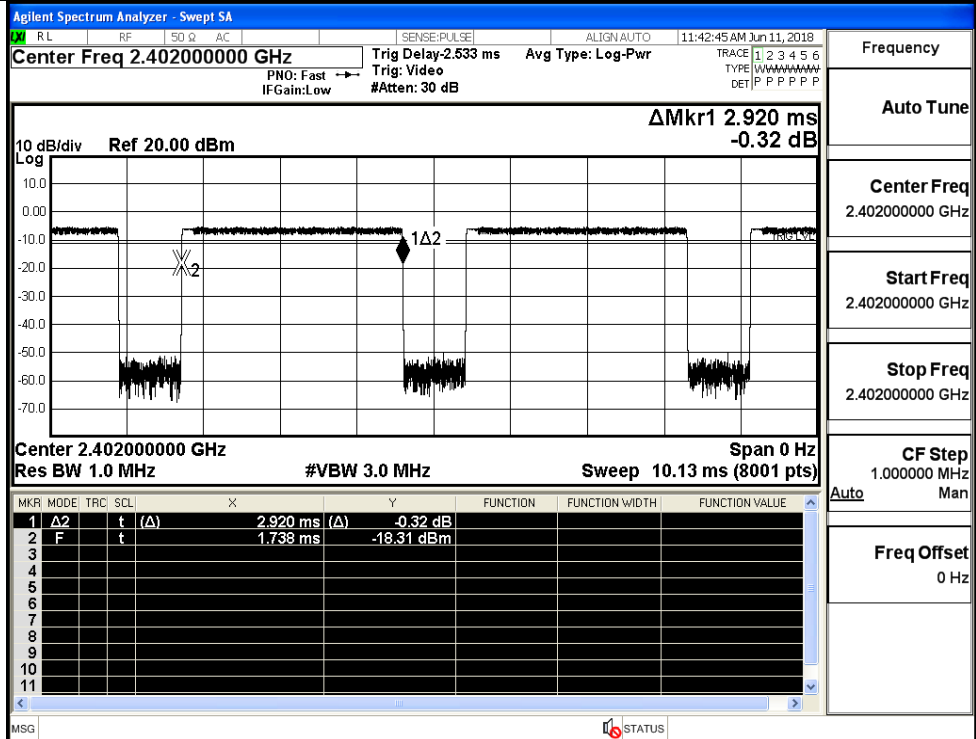
GFSK_DH5/MCH



GFSK_DH5/HCH

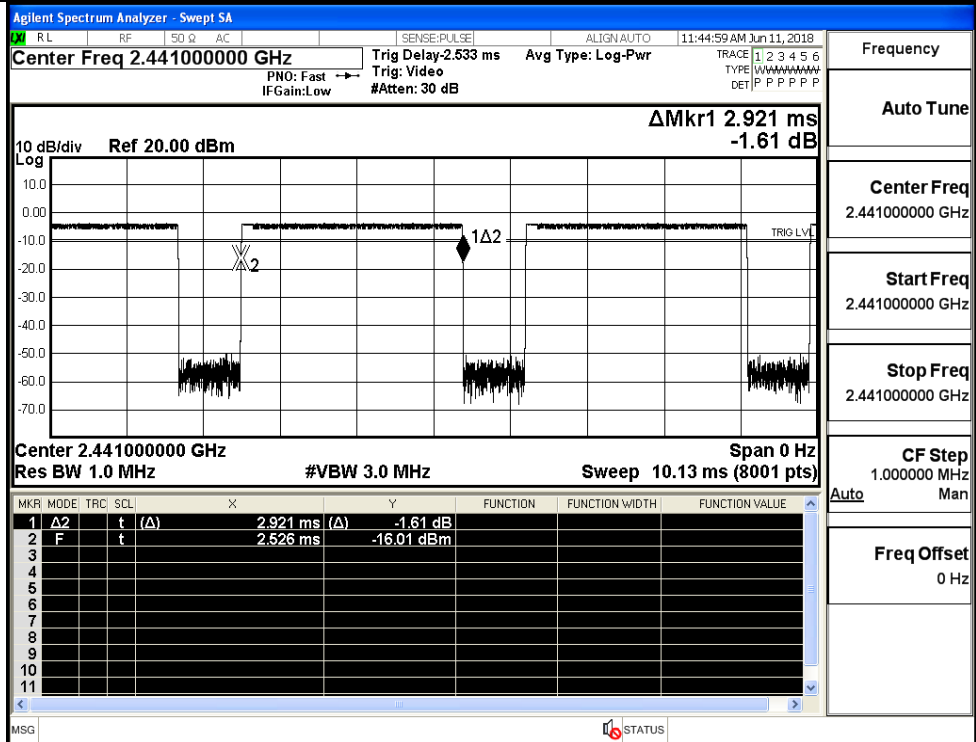


$\pi/4$ DQPSK
_2DH5/LCH



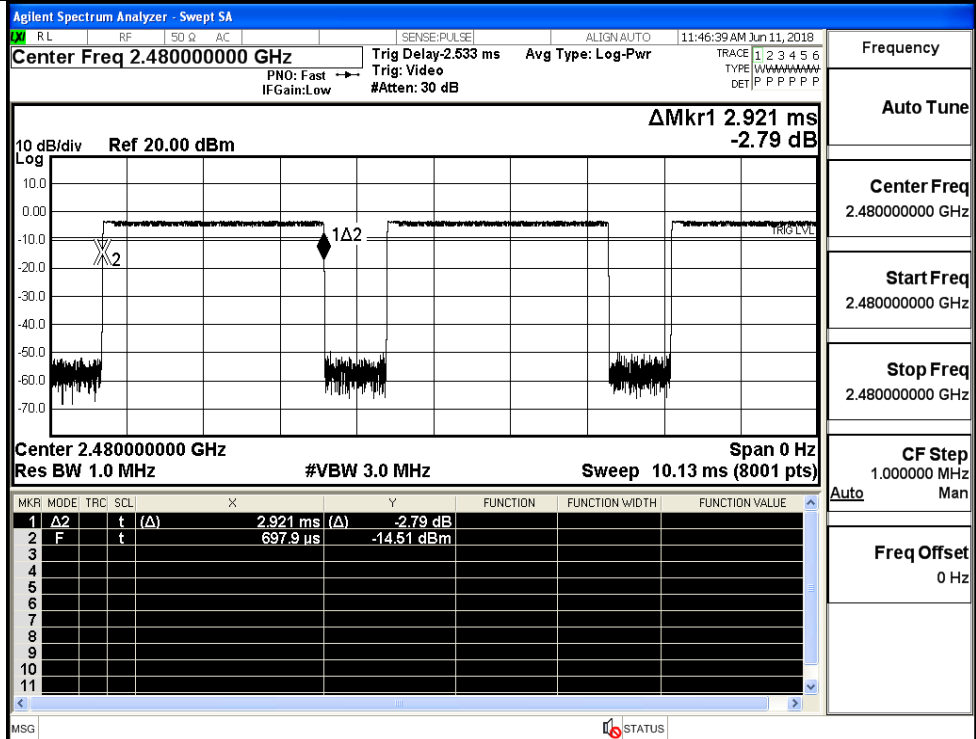
Frequency	2.402000000 GHz
Auto Tune	
Center Freq	2.402000000 GHz
Start Freq	2.402000000 GHz
Stop Freq	2.402000000 GHz
CF Step	1.000000 MHz
Auto	Man
Freq Offset	0 Hz

$\pi/4$ DQPSK
_2DH5/MCH



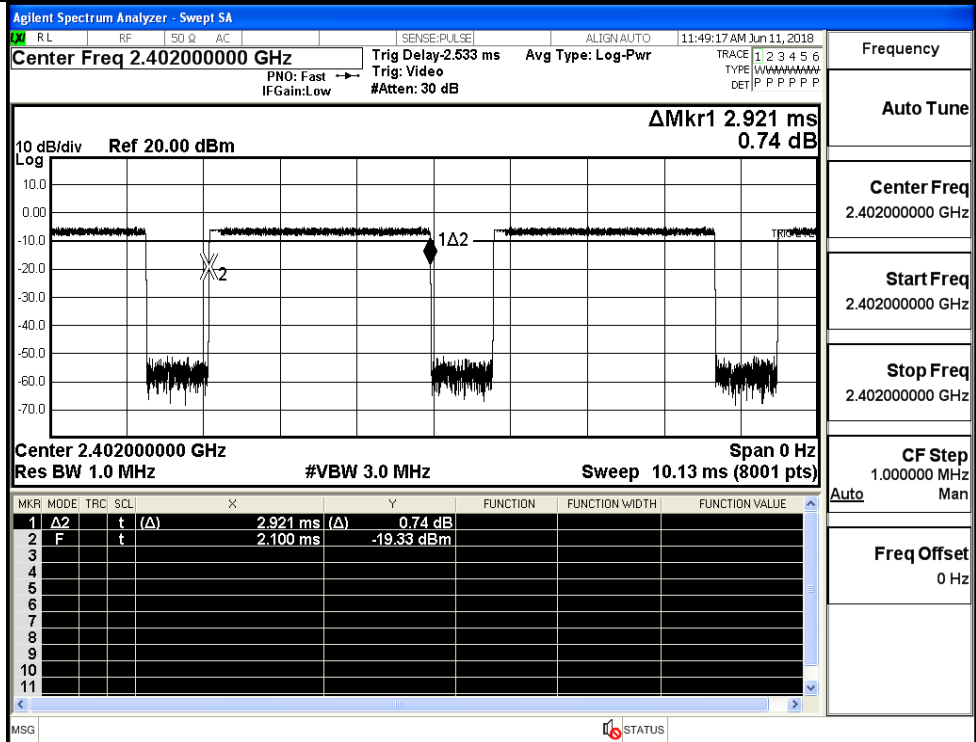
Frequency	2.441000000 GHz
Auto Tune	
Center Freq	2.441000000 GHz
Start Freq	2.441000000 GHz
Stop Freq	2.441000000 GHz
CF Step	1.000000 MHz
Auto	Man
Freq Offset	0 Hz

$\pi/4$ DQPSK
_2DH5/HCH



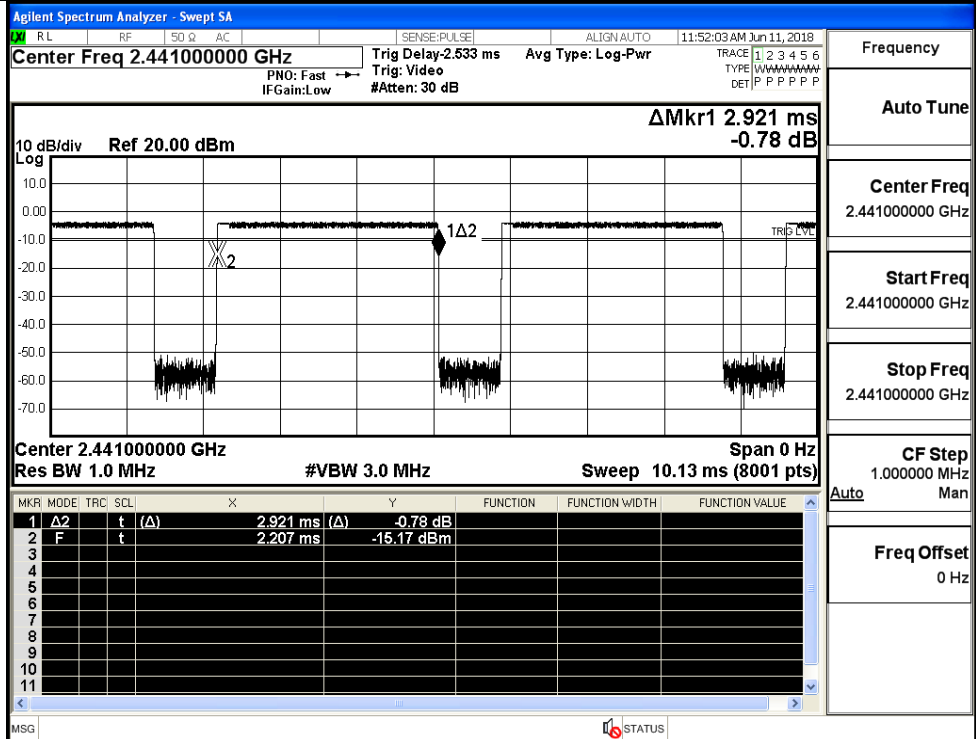
Frequency	2.480000000 GHz
Auto Tune	
Center Freq	2.480000000 GHz
Start Freq	2.480000000 GHz
Stop Freq	2.480000000 GHz
CF Step	1.000000 MHz
Auto	Man
Freq Offset	0 Hz

8DPSK_3DH5/LCH



Frequency	2.402000000 GHz
Auto Tune	
Center Freq	2.402000000 GHz
Start Freq	2.402000000 GHz
Stop Freq	2.402000000 GHz
CF Step	1.000000 MHz
Auto	Man
Freq Offset	0 Hz

8DPSK_3DH5/MCH



Frequency

Auto Tune

Center Freq
2.441000000 GHz

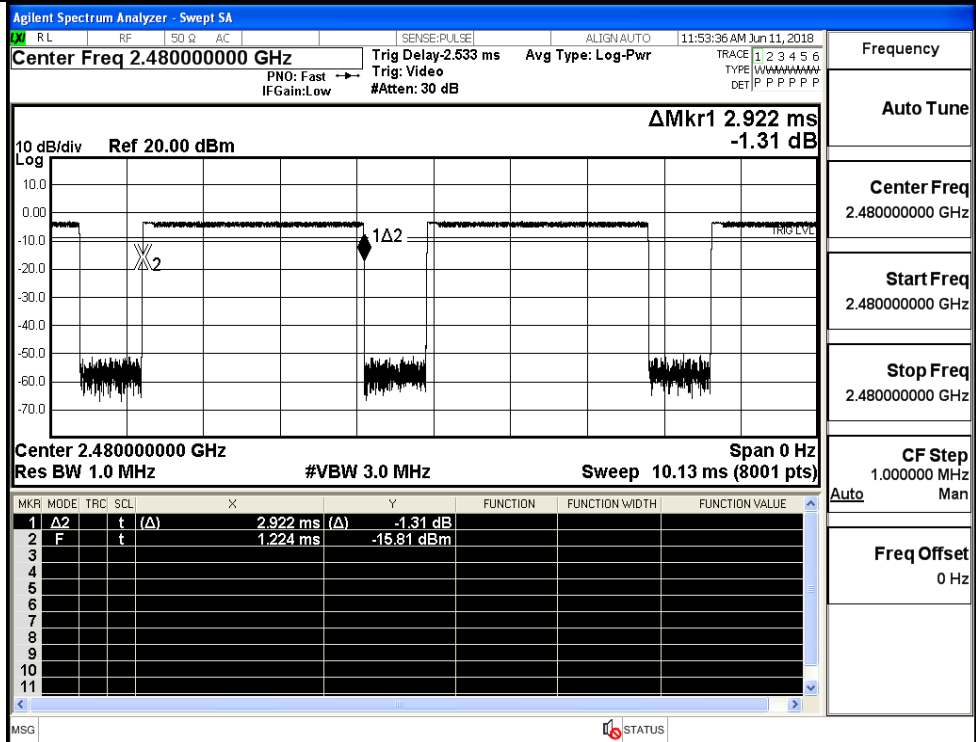
Start Freq
2.441000000 GHz

Stop Freq
2.441000000 GHz

CF Step
1.000000 MHz
Auto Man

Freq Offset
0 Hz

8DPSK_3DH5/HCH



Frequency

Auto Tune

Center Freq
2.480000000 GHz

Start Freq
2.480000000 GHz

Stop Freq
2.480000000 GHz

CF Step
1.000000 MHz
Auto Man

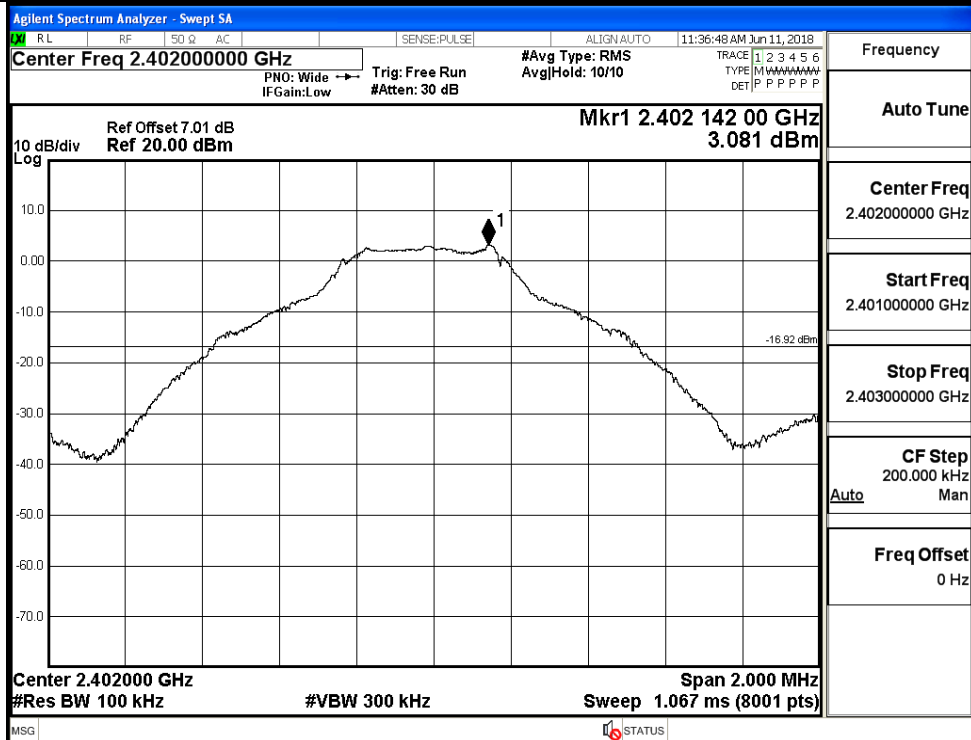
Freq Offset
0 Hz

A.6 RF Conducted Spurious Emissions

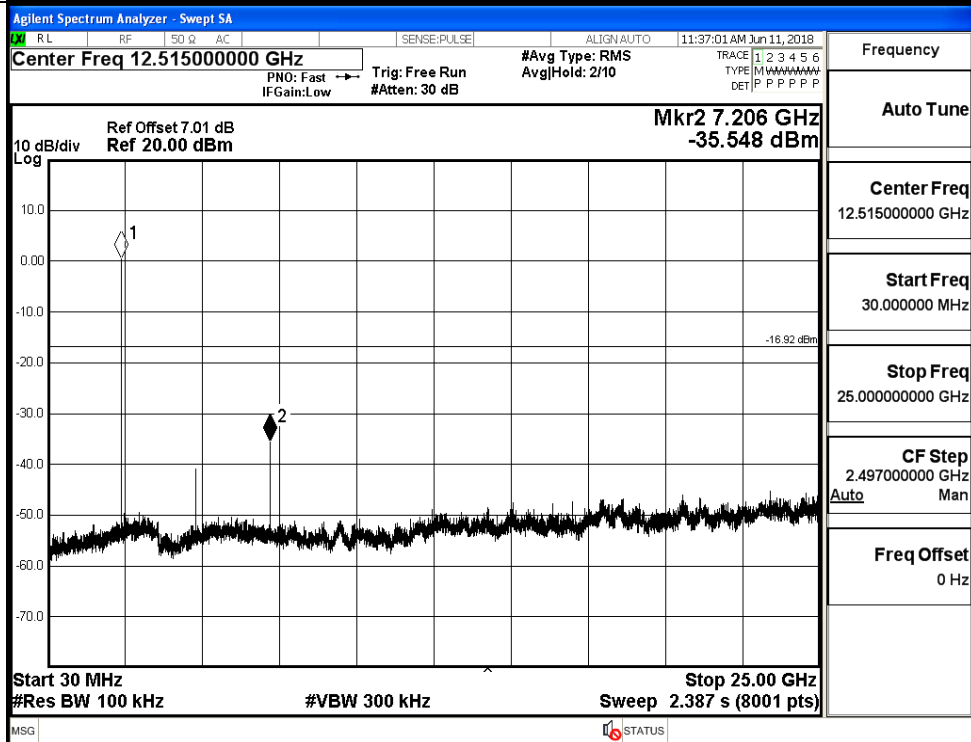
Mode	Channel	Pref [dBm]	Max. Level [dBm]	Limit [dBm]	Verdict
GFSK	LCH	3.081	-35.548	-16.919	PASS
	MCH	3.822	-28.022	-16.178	PASS
	HCH	4.372	-28.255	-15.628	PASS
$\pi/4$ DQPSK	LCH	0.954	-45.798	-19.046	PASS
	MCH	2.314	-39.342	-17.686	PASS
	HCH	3.558	-38.230	-16.442	PASS
8DPSK	LCH	0.924	-45.613	-19.076	PASS
	MCH	3.074	-38.659	-16.926	PASS
	HCH	3.554	-38.942	-16.446	PASS

GFSK_LCH_Graphs

Pref

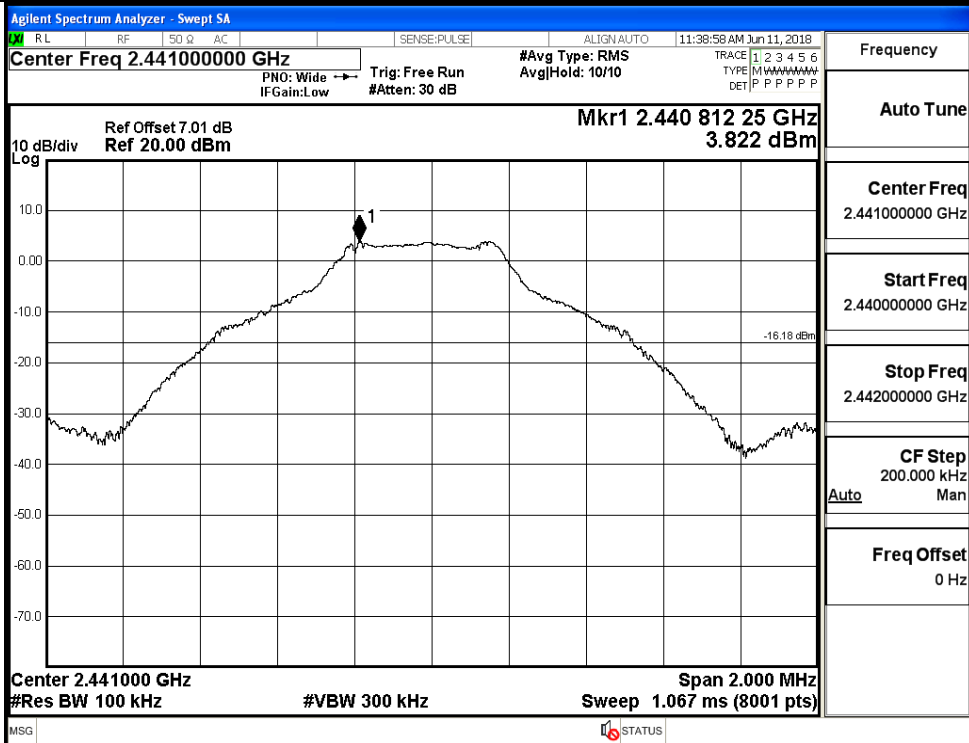


Puw

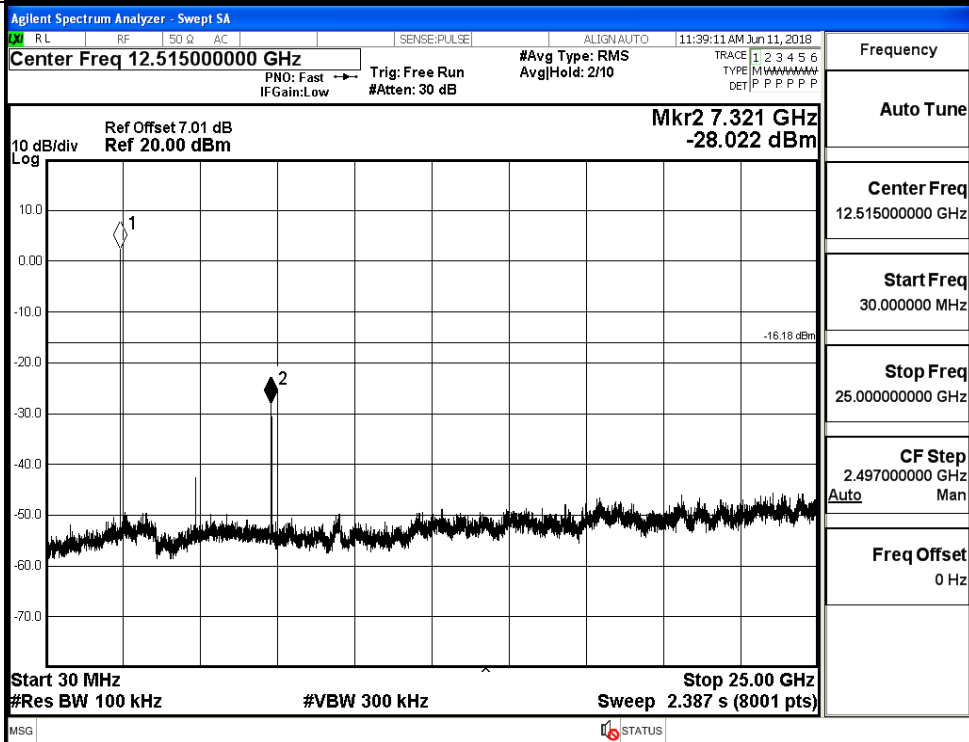


GFSK_MCH_Graphs

Pref

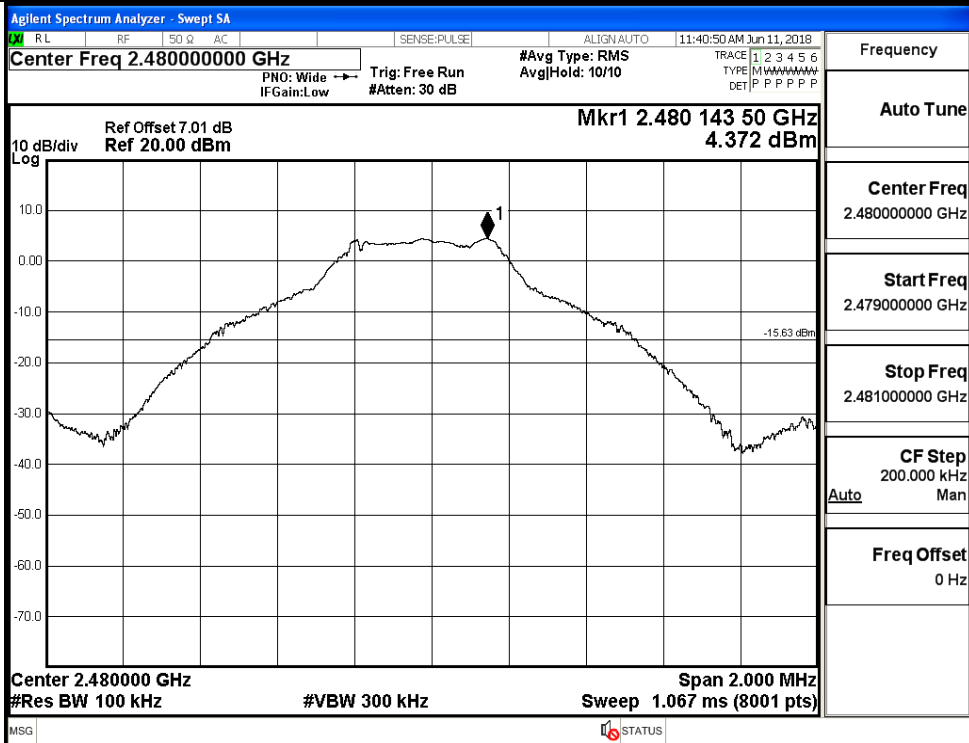


Puw

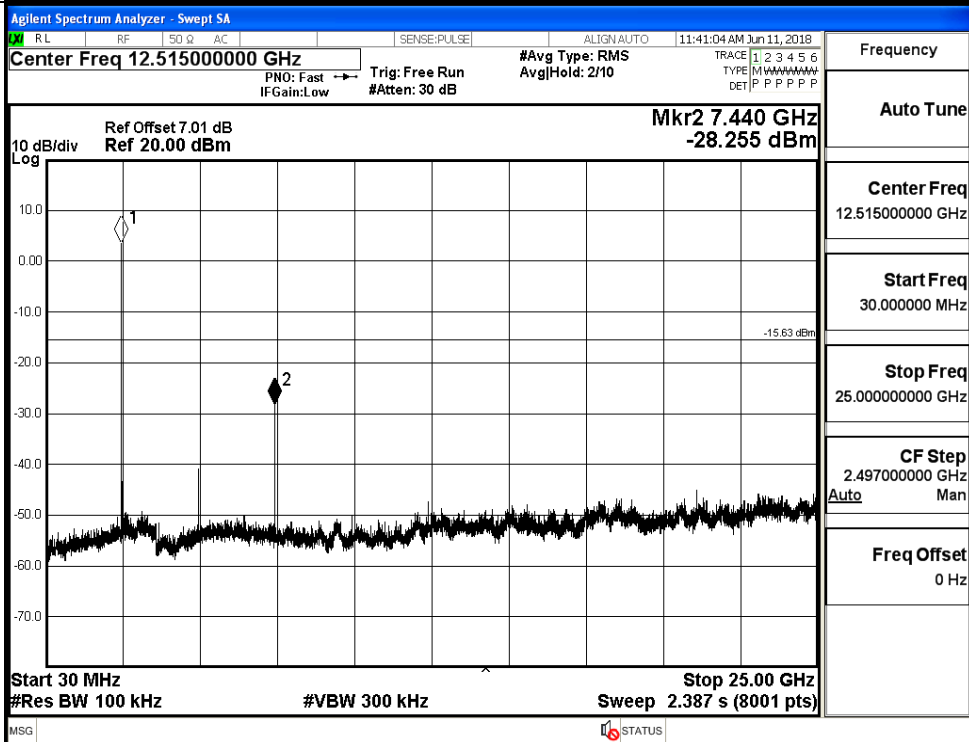


GFSK_HCH_Graphs

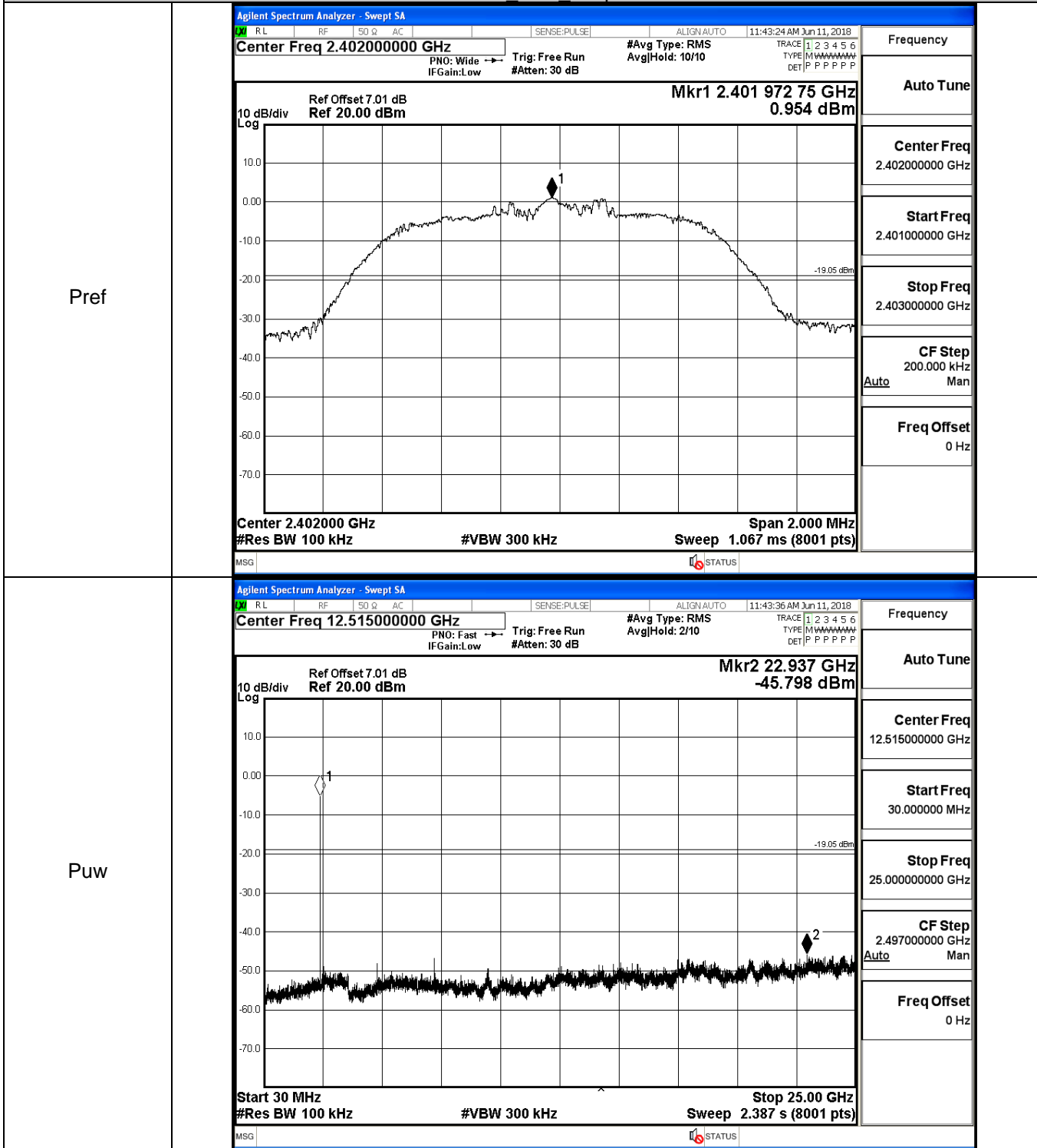
Pref



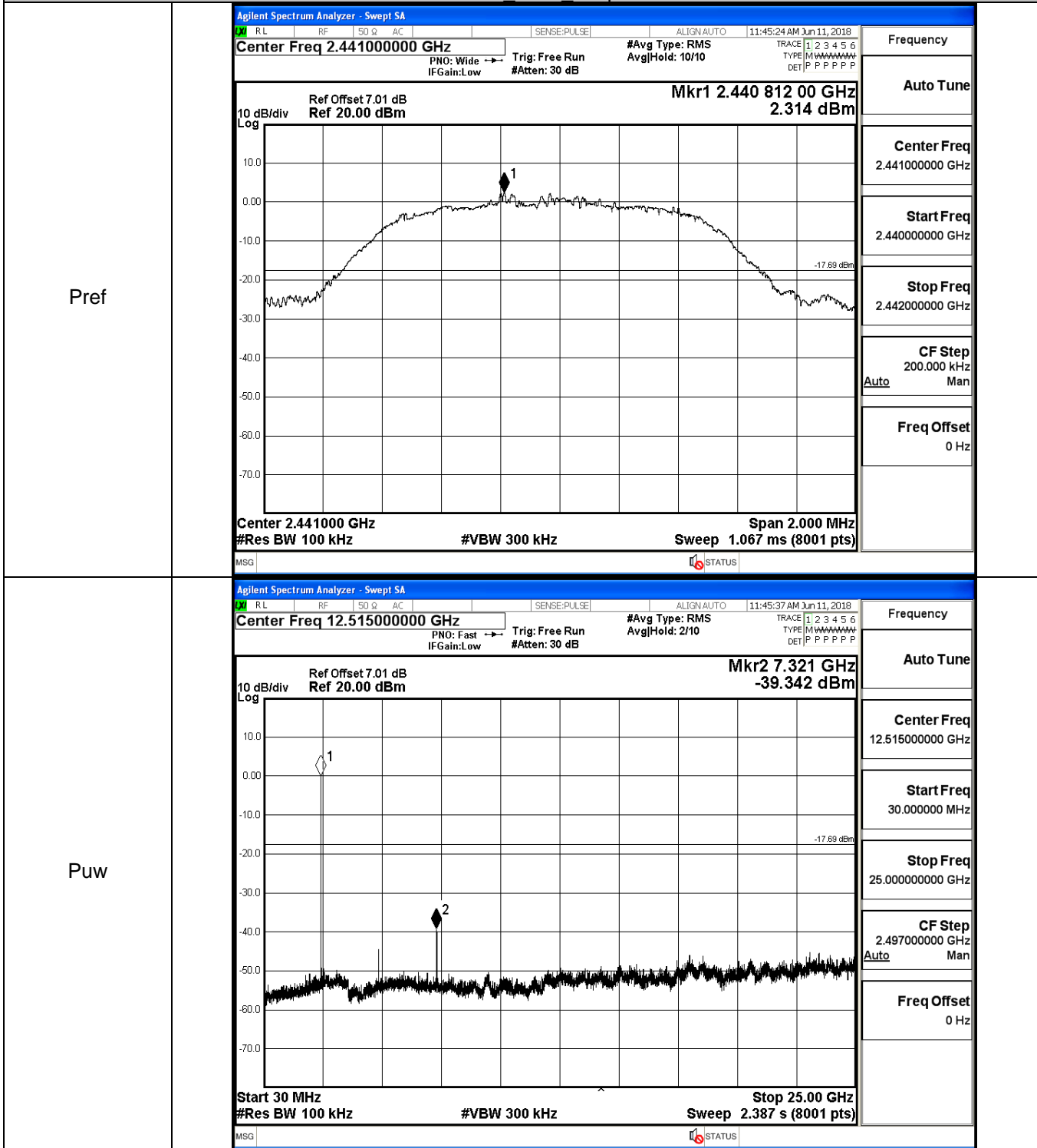
Puw



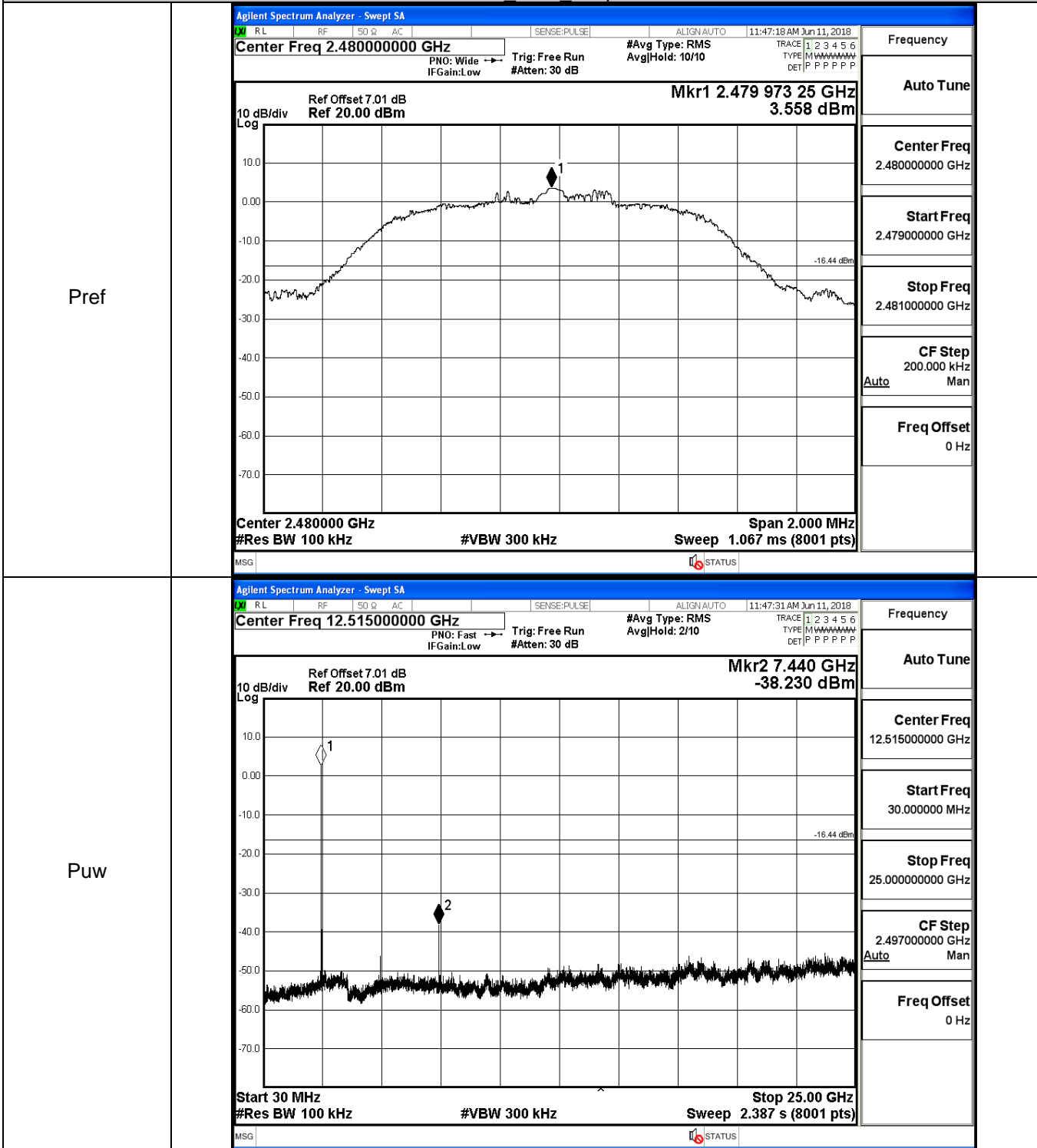
$\pi/4$ DQPSK LCH Graphs



$\pi/4$ DQPSK MCH Graphs

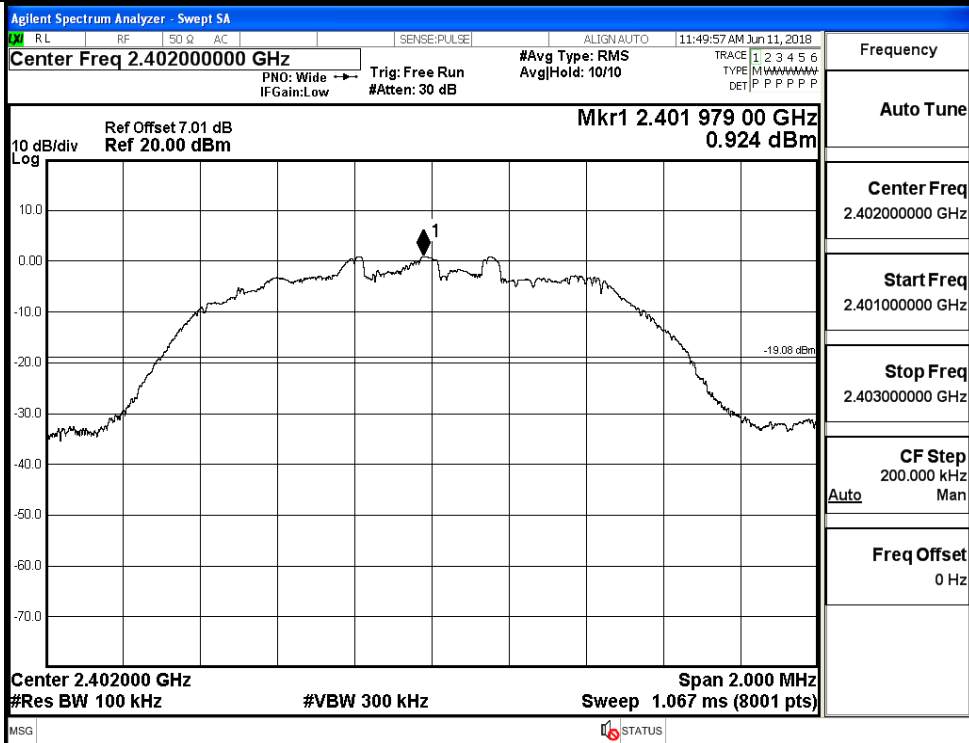


$\pi/4$ DQPSK HCH Graphs

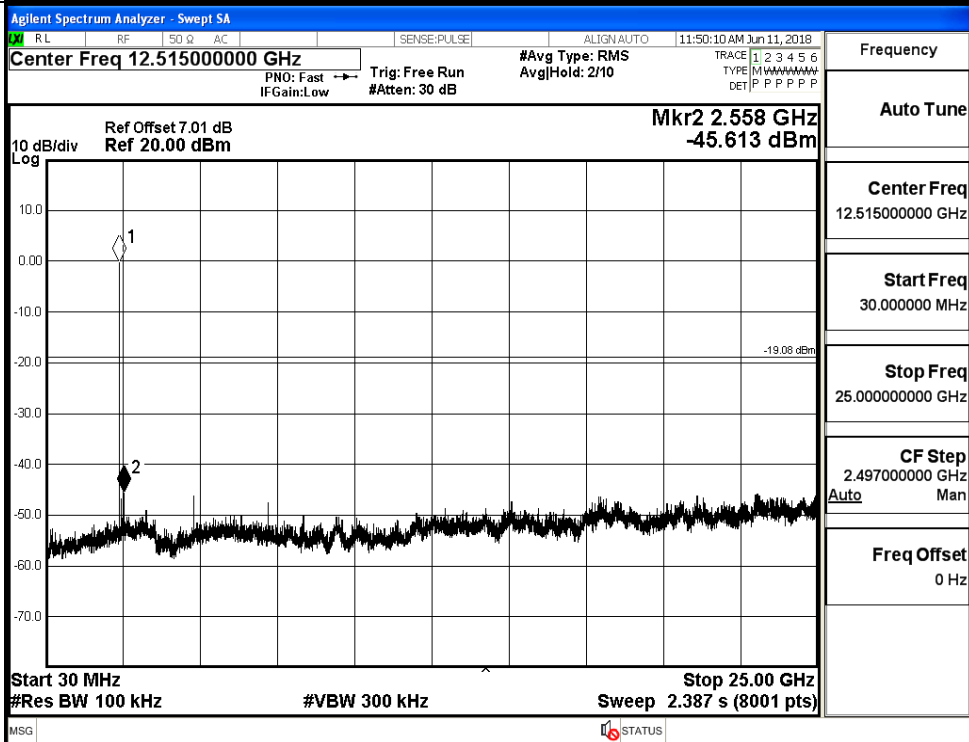


8DPSK_LCH_Graphs

Pref

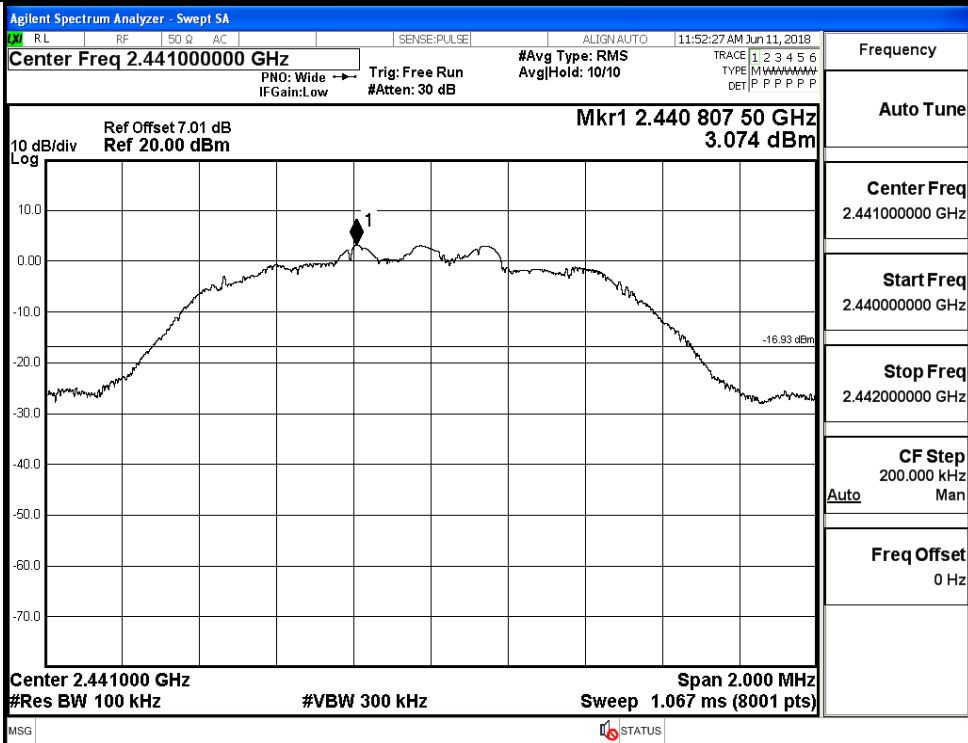


Puw

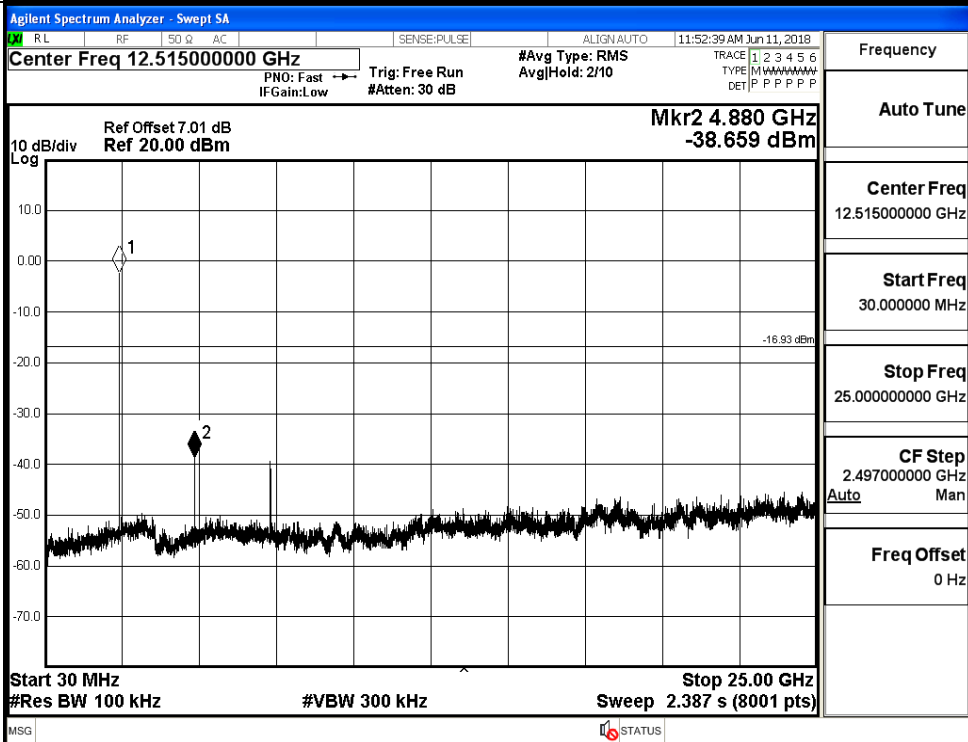


8DPSK_MCH_Graphs

Pref

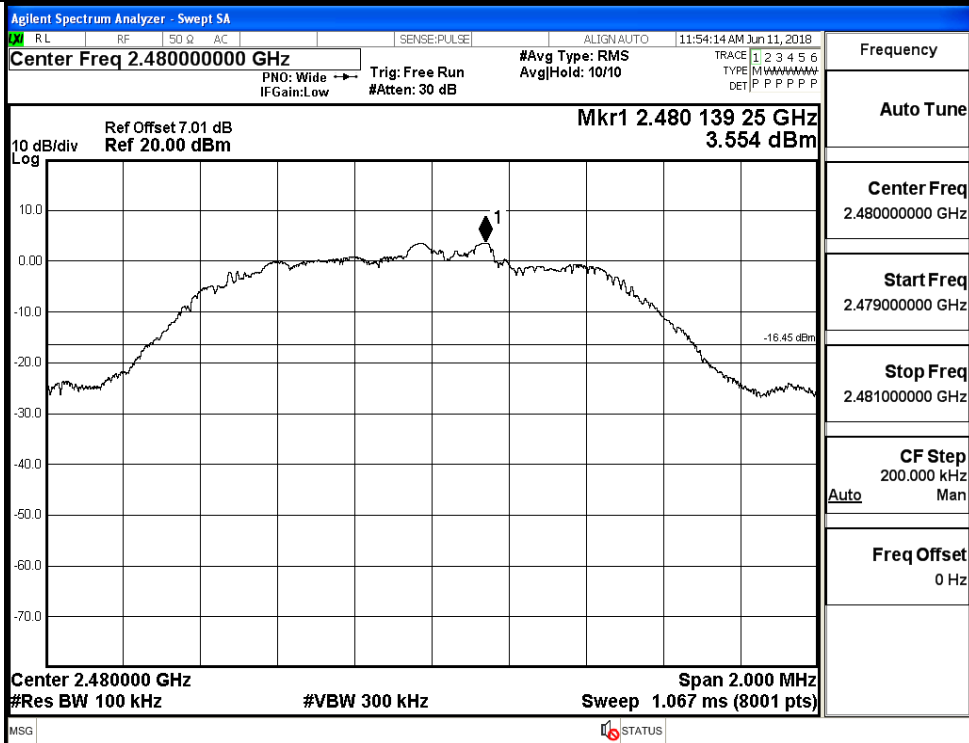


Puw

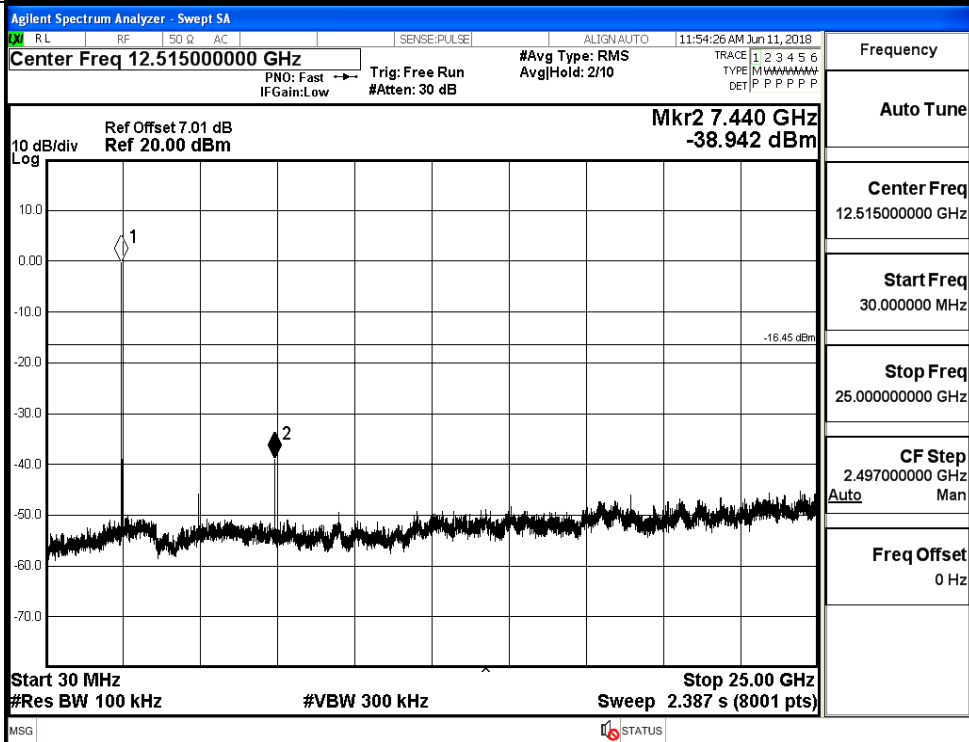


8DPSK_HCH_Graphs

Pref



Puw

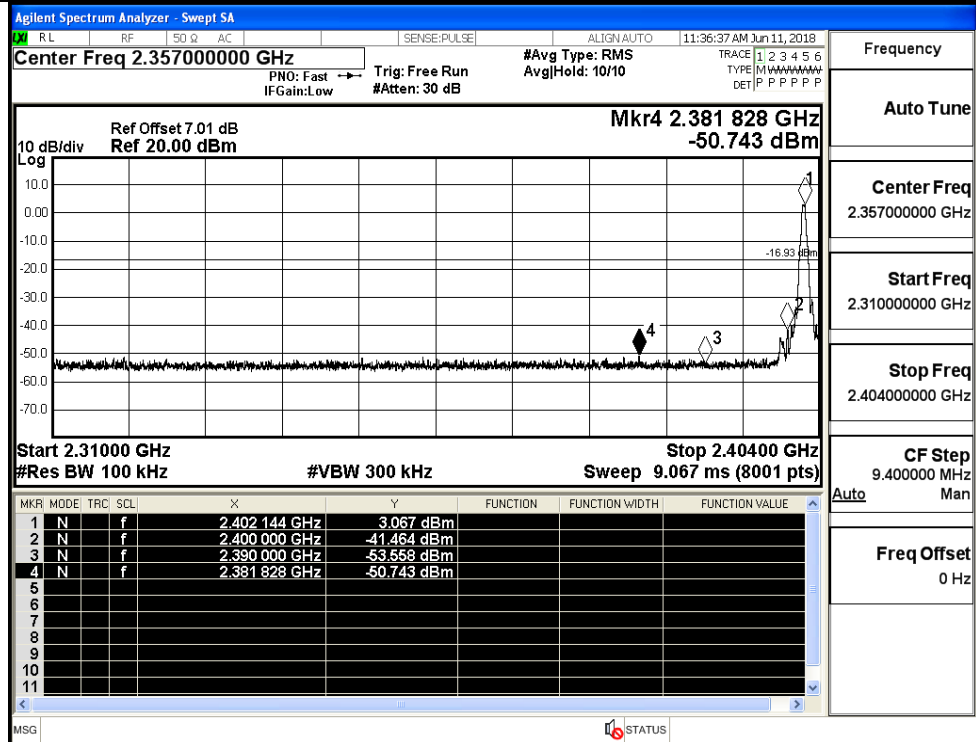


A.7 Band-edge for RF Conducted Emissions

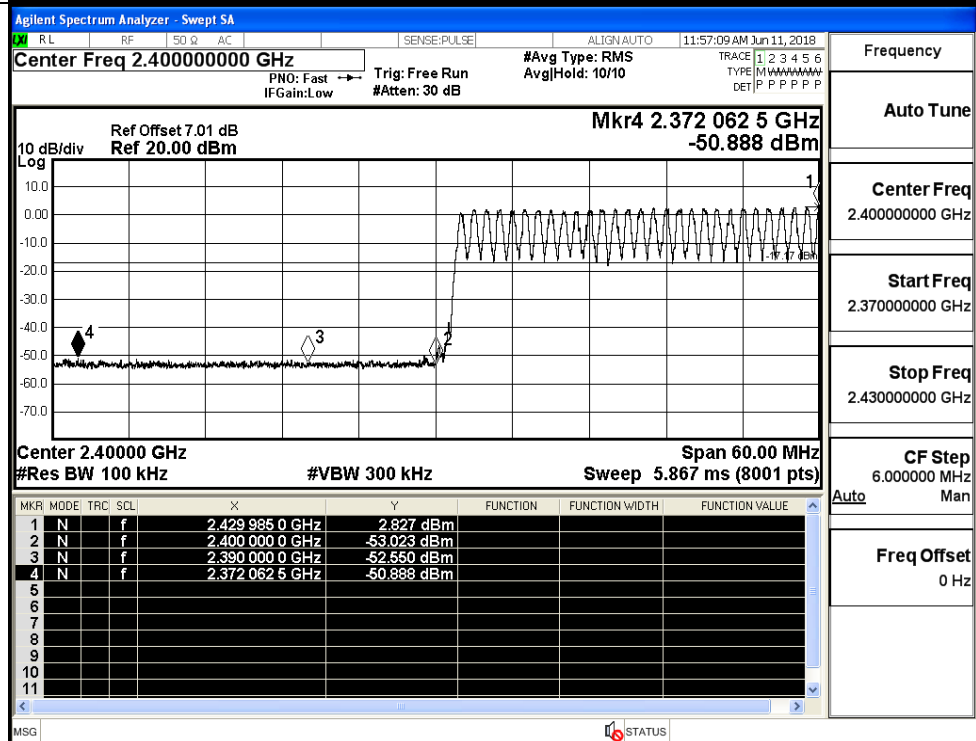
Mode	Channel	Carrier Frequency [MHz]	Carrier Power [dBm]	Frequency Hopping	Max Spurious Level [dBm]	Limit [dBm]	Verdict
GFSK	LCH	2402	3.067	Off	-50.743	-16.93	PASS
			2.827	On	-50.888	-17.17	PASS
	HCH	2480	4.512	Off	-50.282	-15.49	PASS
			3.388	On	-49.699	-16.61	PASS
$\pi/4$ DQPSK	LCH	2402	0.531	Off	-51.224	-19.47	PASS
			0.069	On	-49.406	-19.93	PASS
	HCH	2480	3.404	Off	-47.447	-16.6	PASS
			1.520	On	-49.333	-18.48	PASS
8DPSK	LCH	2402	1.060	Off	-50.830	-18.94	PASS
			0.027	On	-49.969	-19.97	PASS
	HCH	2480	3.577	Off	-49.178	-16.42	PASS
			1.183	On	-49.693	-18.82	PASS

Test Graphs

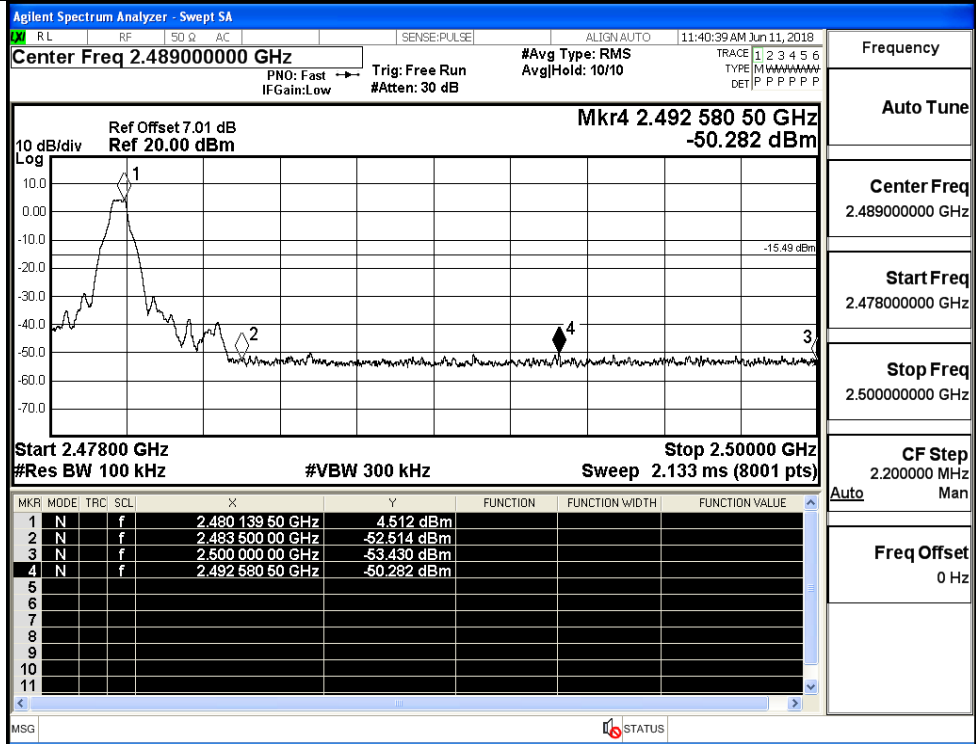
GFSK/LCH/No Hop



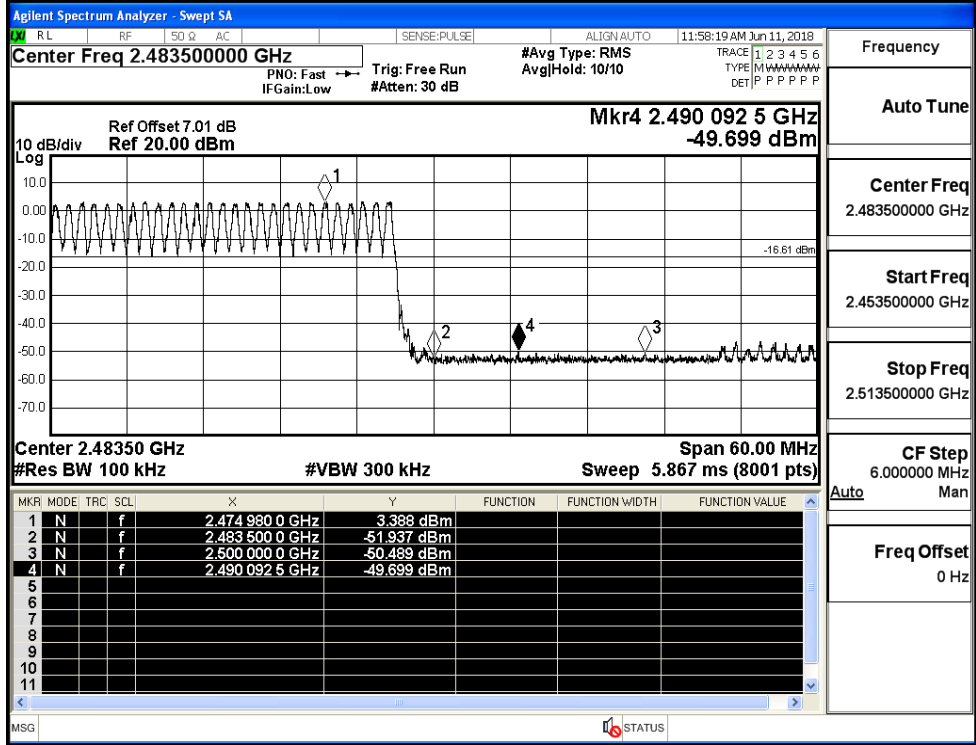
GFSK/LCH/Hop



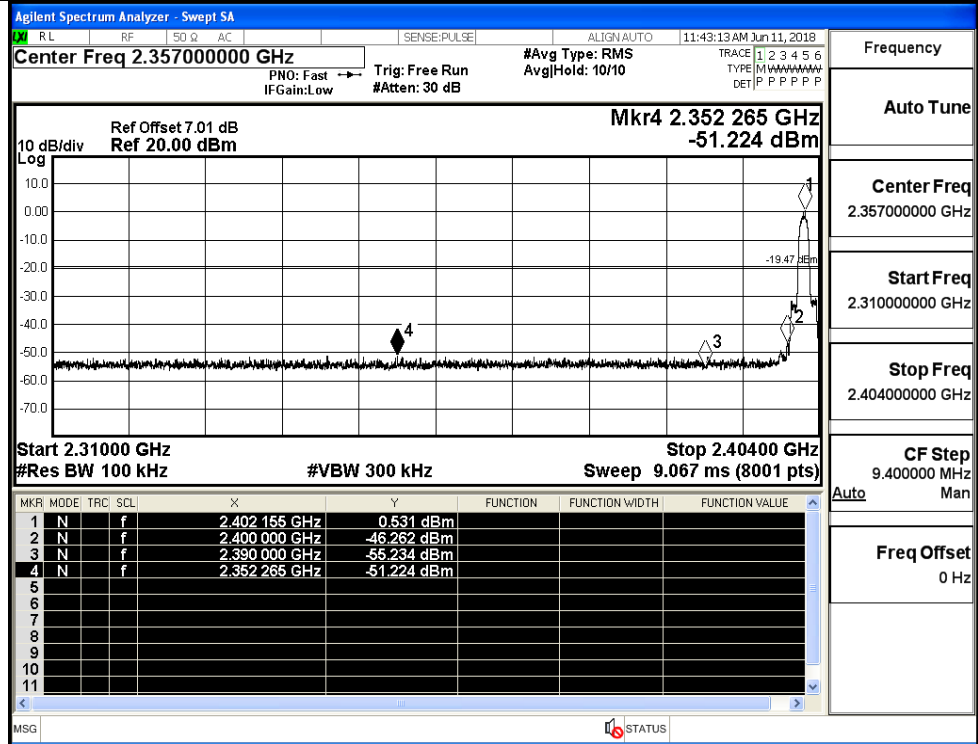
GFSK/HCH/No Hop



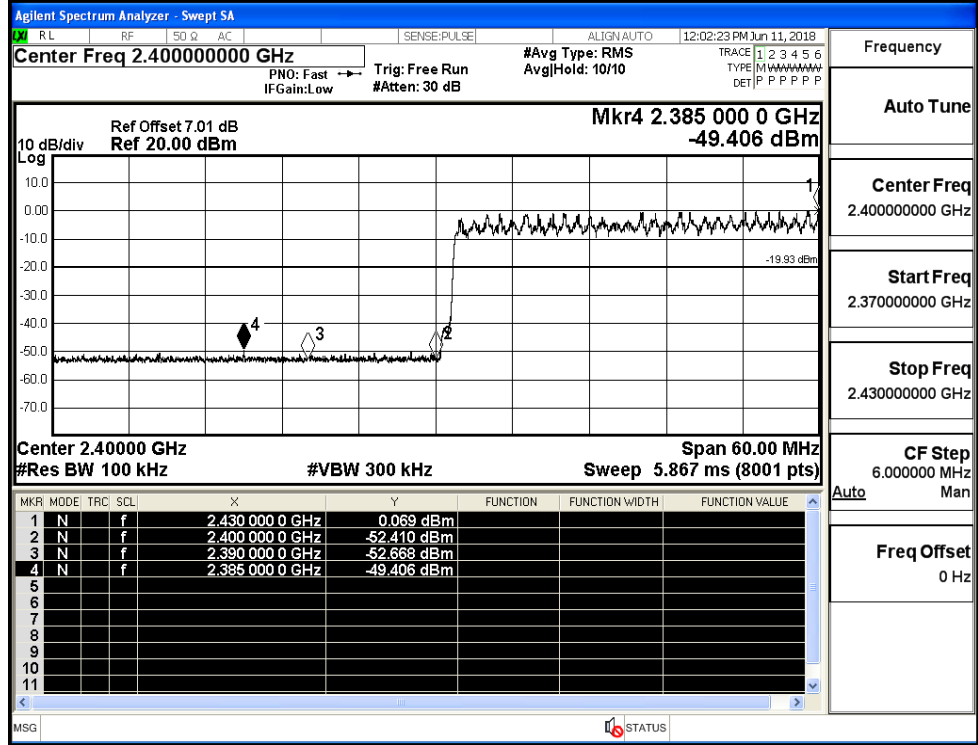
GFSK/HCH/Hop



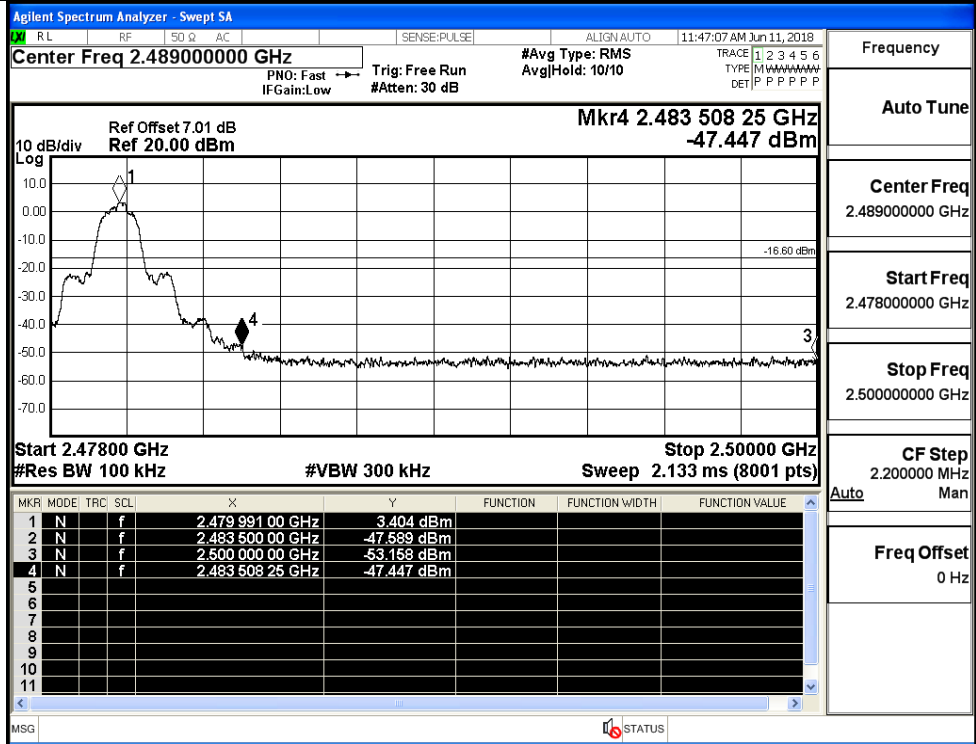
$\pi/4$ DQPSK/LCH/No
Hop



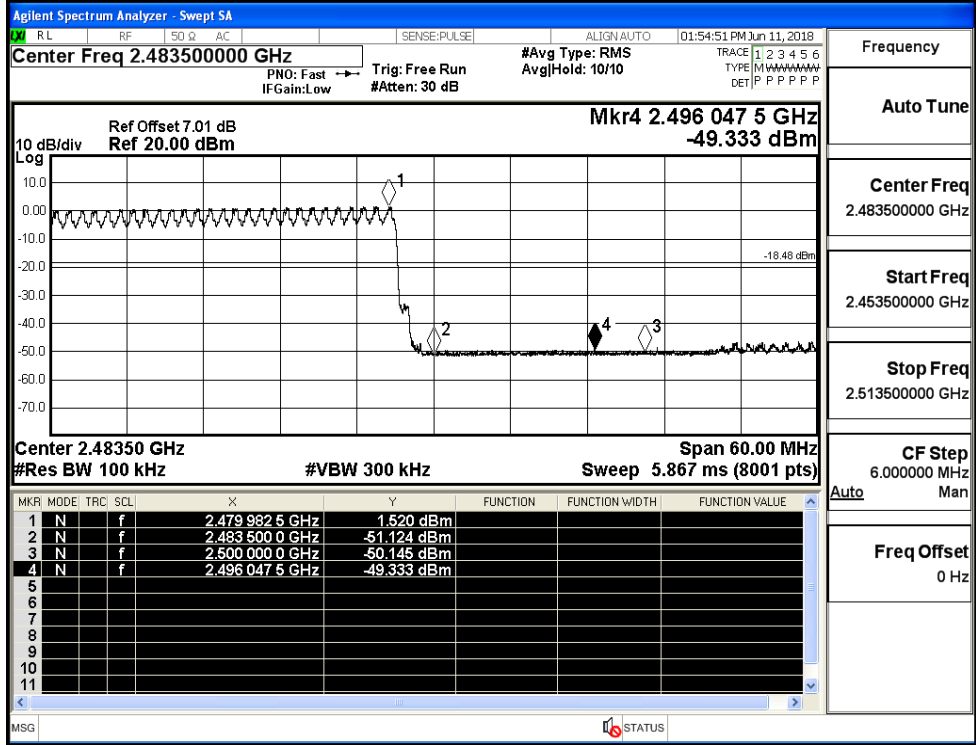
$\pi/4$ DQPSK/LCH/Hop



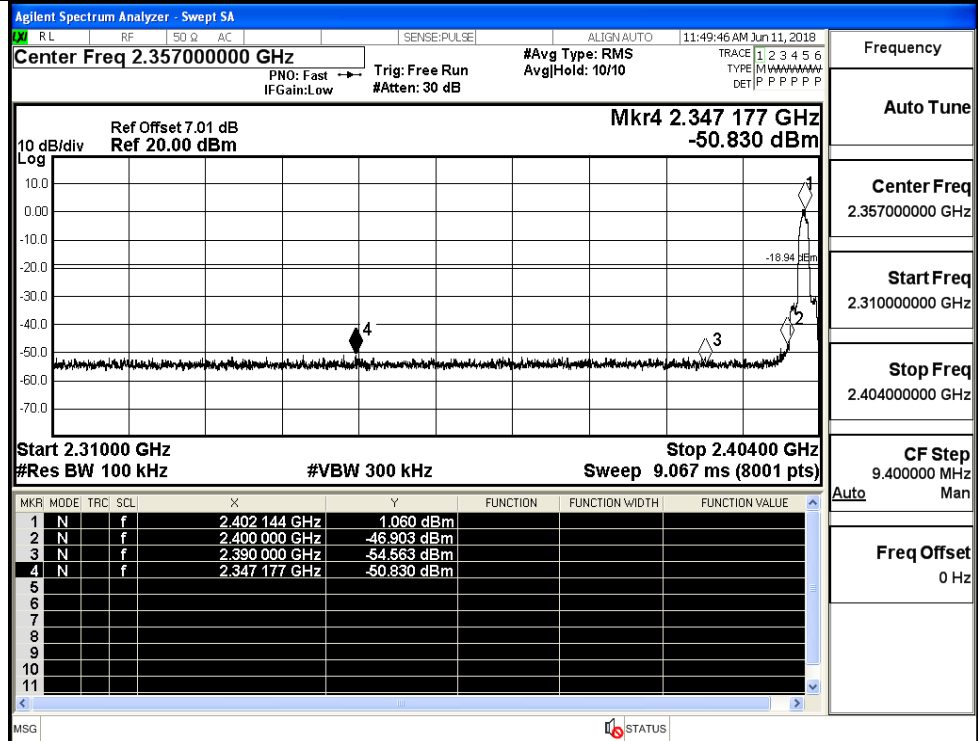
π /4DQPSK/HCH/No Hop



π /4DQPSK/HCH/Hop



8DPSK/LCH/No Hop



Frequency

Auto Tune

Center Freq
2.357000000 GHz

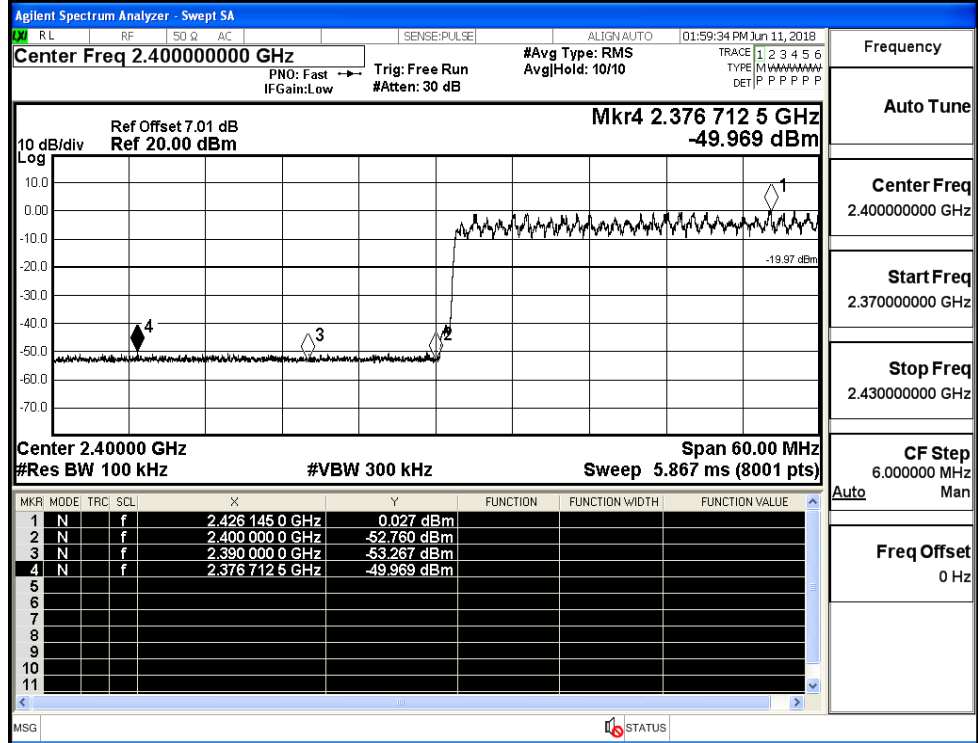
Start Freq
2.310000000 GHz

Stop Freq
2.404000000 GHz

CF Step
9.400000 MHz

Freq Offset
0 Hz

8DPSK/LCH/Hop



Frequency

Auto Tune

Center Freq
2.400000000 GHz

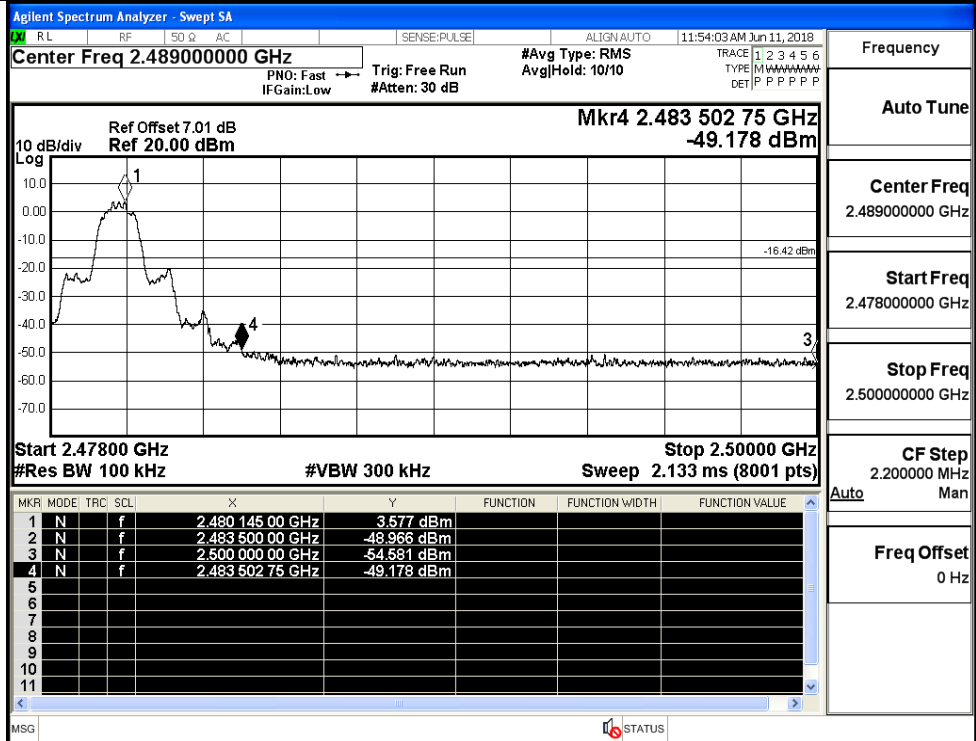
Start Freq
2.370000000 GHz

Stop Freq
2.430000000 GHz

CF Step
6.000000 MHz

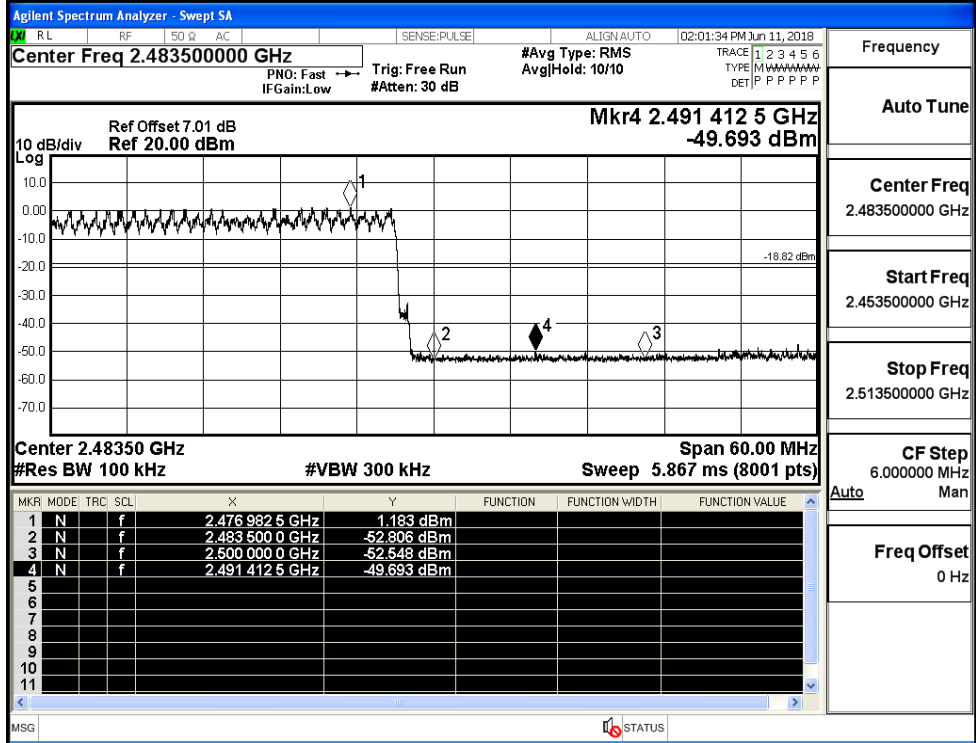
Freq Offset
0 Hz

8DPSK/HCH/No Hop



Frequency	
Auto Tune	
Center Freq	2.489000000 GHz
Start Freq	2.478000000 GHz
Stop Freq	2.500000000 GHz
CF Step	2.200000 MHz
Freq Offset	0 Hz

8DPSK/HCH/Hop

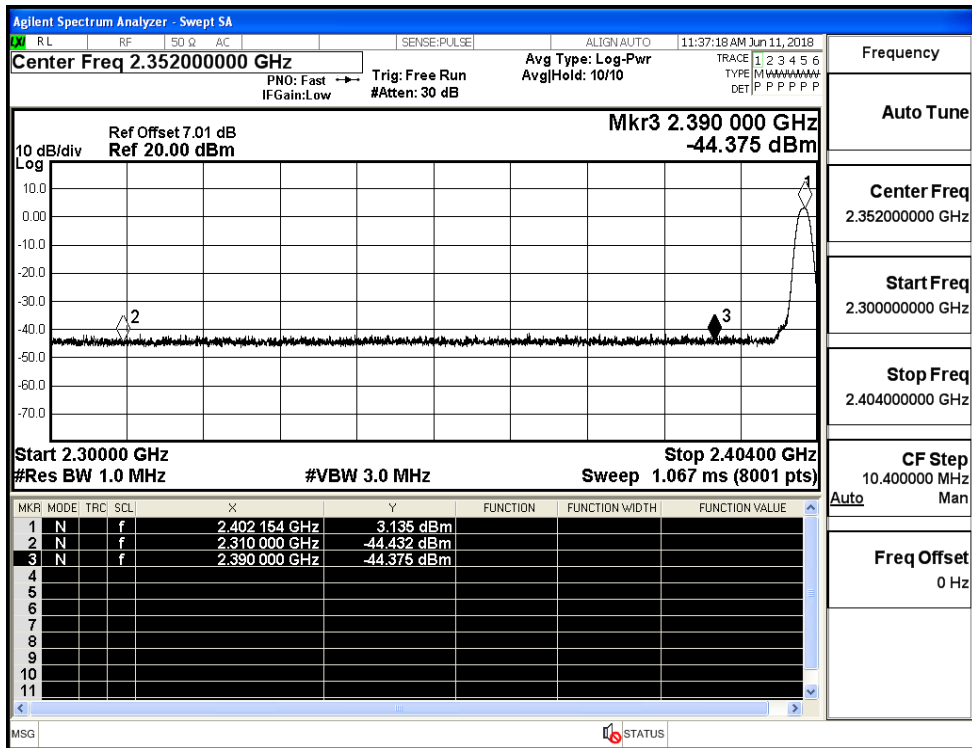


Frequency	
Auto Tune	
Center Freq	2.483500000 GHz
Start Freq	2.453500000 GHz
Stop Freq	2.513500000 GHz
CF Step	6.000000 MHz
Freq Offset	0 Hz

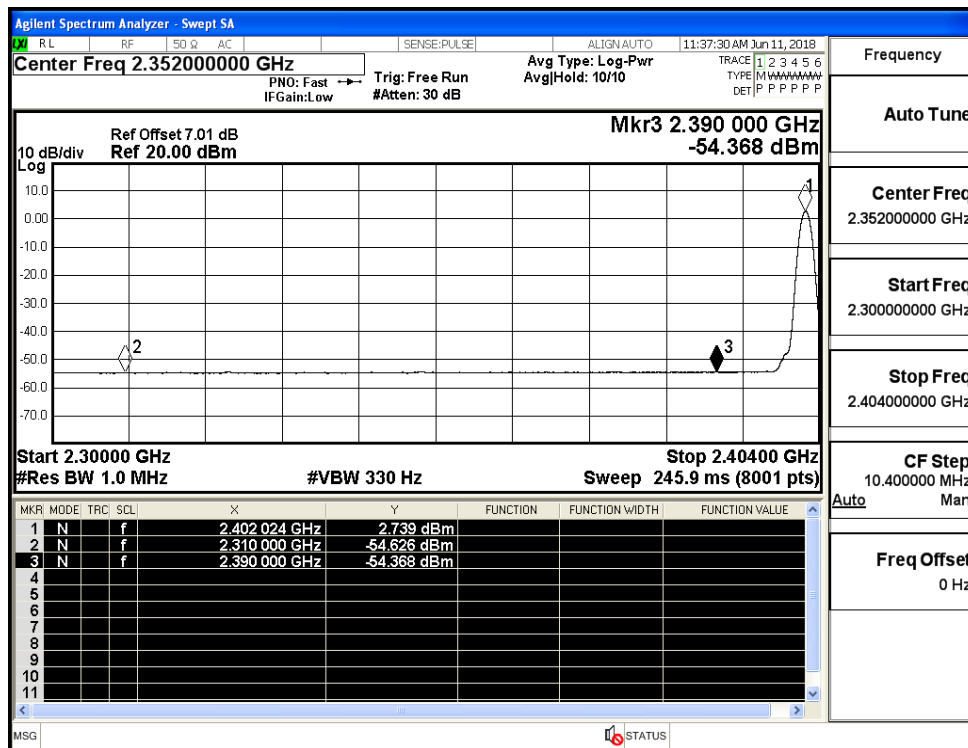
A.8 Restrict-band band-edge measurements

Test Mode	Hopping	Freq.	Power [dBm]	Gain	Ground Factor	E [dBuV/m]	Detector	Limit [dBuV/m]	Verdict
GFSK	Off	2310.0	-44.43	2.0	0	52.83	PEAK	74	PASS
	Off	2310.0	-54.63	2.0	0	42.63	AV	54	PASS
	Off	2390.0	-44.38	2.0	0	52.88	PEAK	74	PASS
	Off	2390.0	-54.37	2.0	0	42.89	AV	54	PASS
	Off	2483.5	-39.97	2.0	0	57.29	PEAK	74	PASS
	Off	2483.5	-49.82	2.0	0	47.44	AV	54	PASS
	Off	2500.0	-44.01	2.0	0	53.24	PEAK	74	PASS
	Off	2500.0	-53.88	2.0	0	43.38	AV	54	PASS
$\pi/4$ DQPSK	Off	2310.0	-44.12	2.0	0	53.14	PEAK	74	PASS
	Off	2310.0	-54.79	2.0	0	42.47	AV	54	PASS
	Off	2390.0	-43.05	2.0	0	54.21	PEAK	74	PASS
	Off	2390.0	-54.46	2.0	0	42.79	AV	54	PASS
	Off	2483.5	-35.02	2.0	0	62.24	PEAK	74	PASS
	Off	2483.5	-50.35	2.0	0	46.90	AV	54	PASS
	Off	2500.0	-43.83	2.0	0	53.43	PEAK	74	PASS
	Off	2500.0	-54.08	2.0	0	43.18	AV	54	PASS
8DPSK	Off	2310.0	-44.68	2.0	0	52.58	PEAK	74	PASS
	Off	2310.0	-54.74	2.0	0	42.51	AV	54	PASS
	Off	2390.0	-44.62	2.0	0	52.64	PEAK	74	PASS
	Off	2390.0	-54.40	2.0	0	42.86	AV	54	PASS
	Off	2483.5	-37.24	2.0	0	60.01	PEAK	74	PASS
	Off	2483.5	-50.34	2.0	0	46.91	AV	54	PASS
	Off	2500.0	-44.09	2.0	0	53.17	PEAK	74	PASS
	Off	2500.0	-54.03	2.0	0	43.22	AV	54	PASS

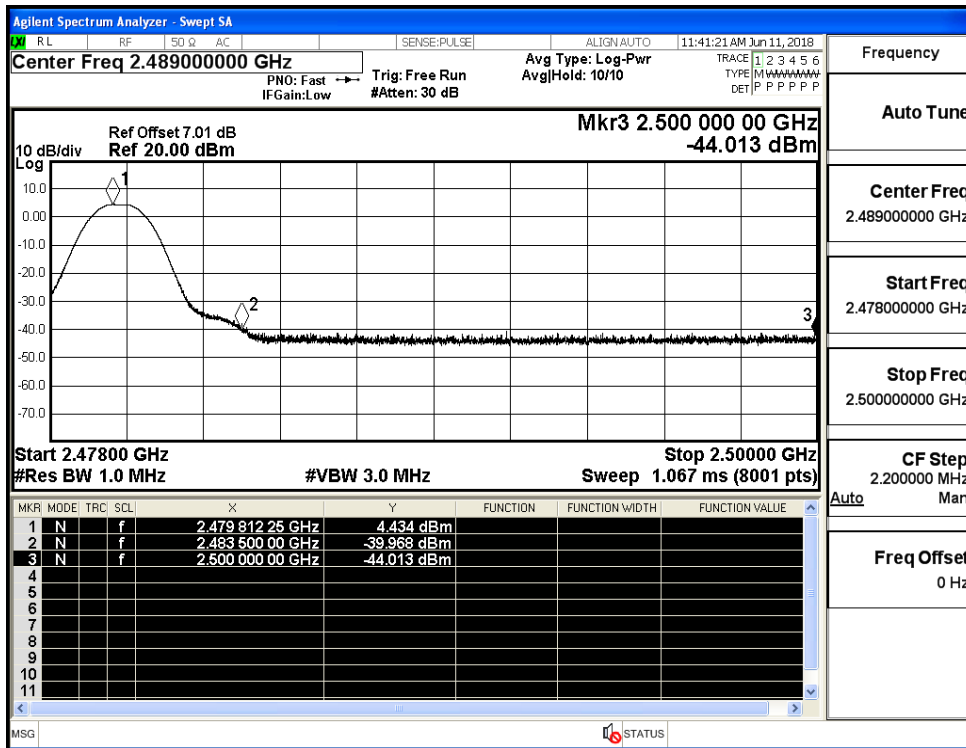
Restrict-band band-edge measurements_Hopping Off_GFSK_PEAK (Low Channel)



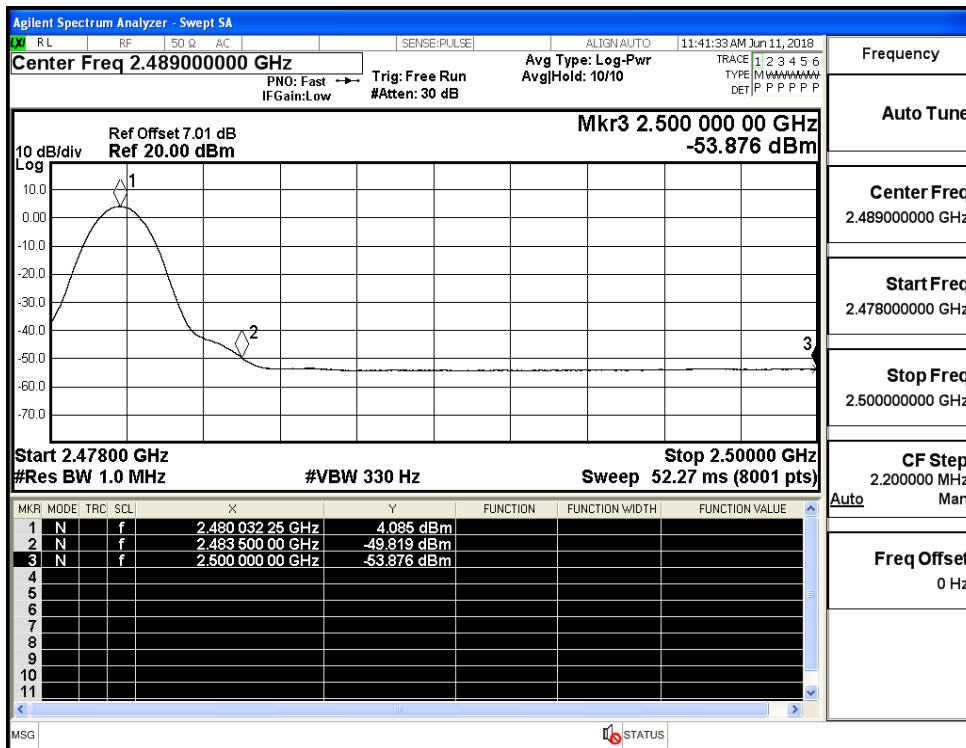
Restrict-band band-edge measurements_Hopping Off_GFSK_Average (Low Channel)



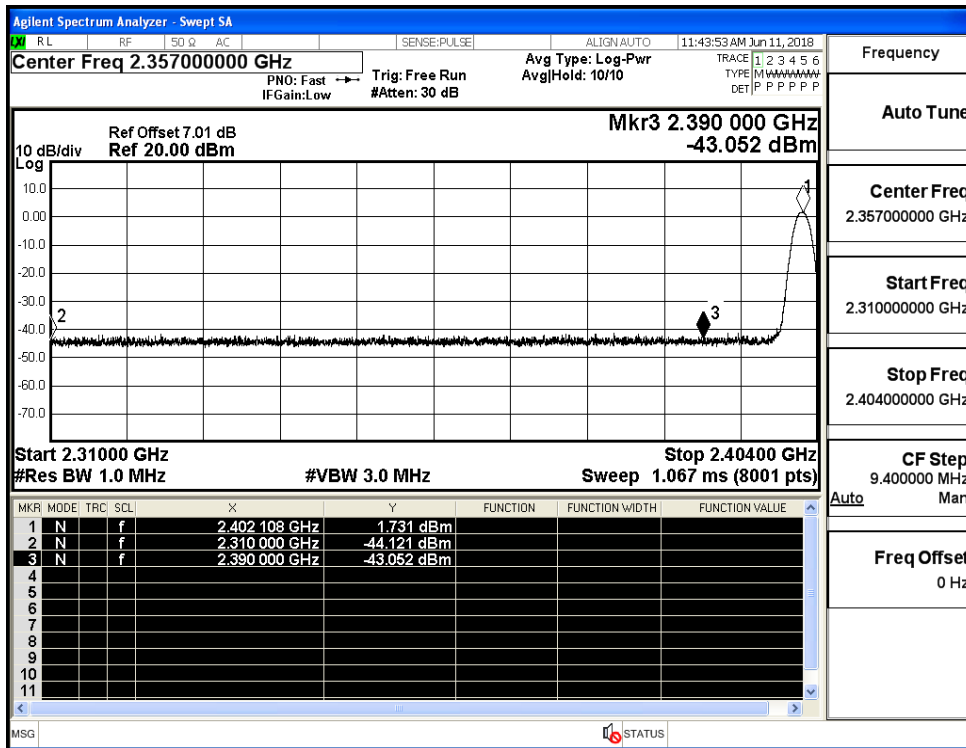
Restrict-band band-edge measurements_Hopping Off_ GFSK_PEAK (High Channel)



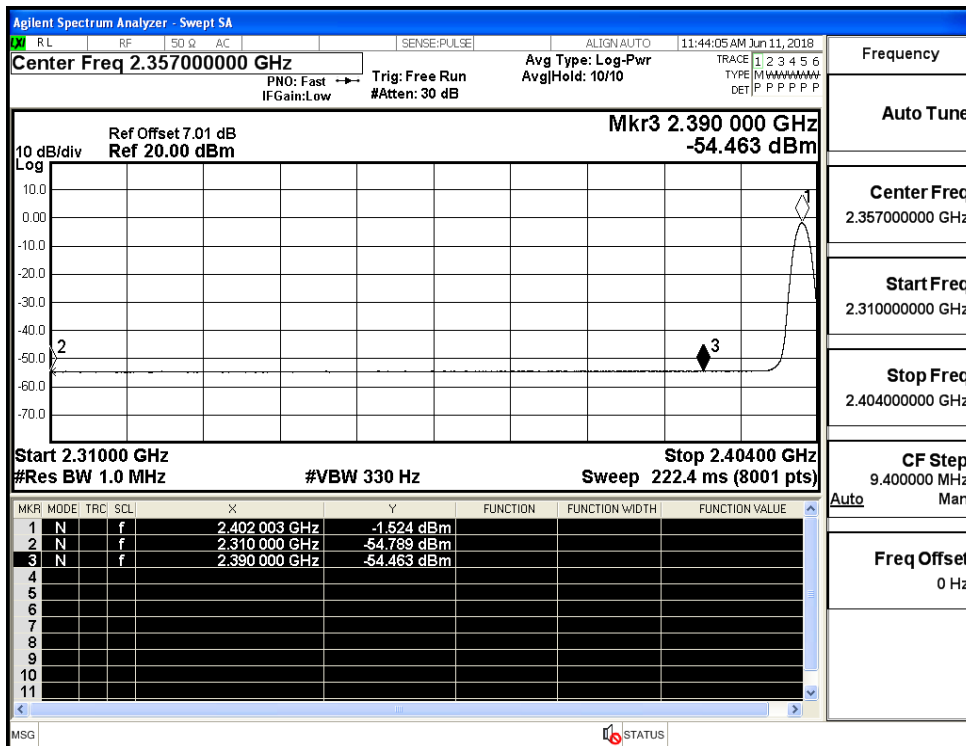
Restrict-band band-edge measurements_Hopping Off_ GFSK_Average (High Channel)



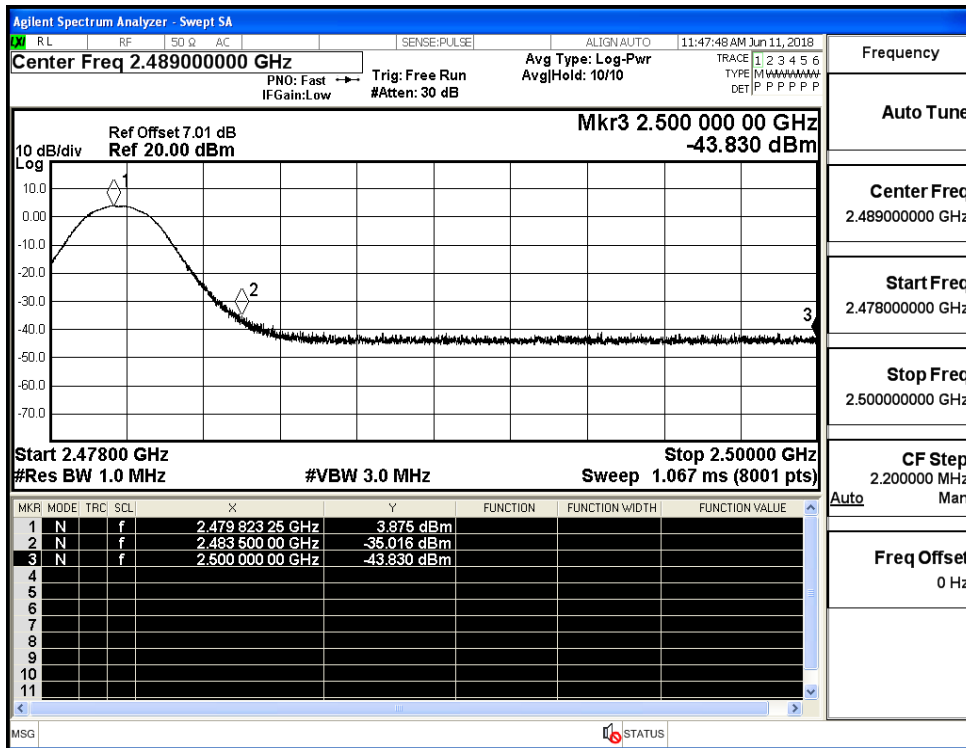
Restrict-band band-edge measurements_Hopping Off $\pi/4$ -DQPSK_PEAK (Low Channel)



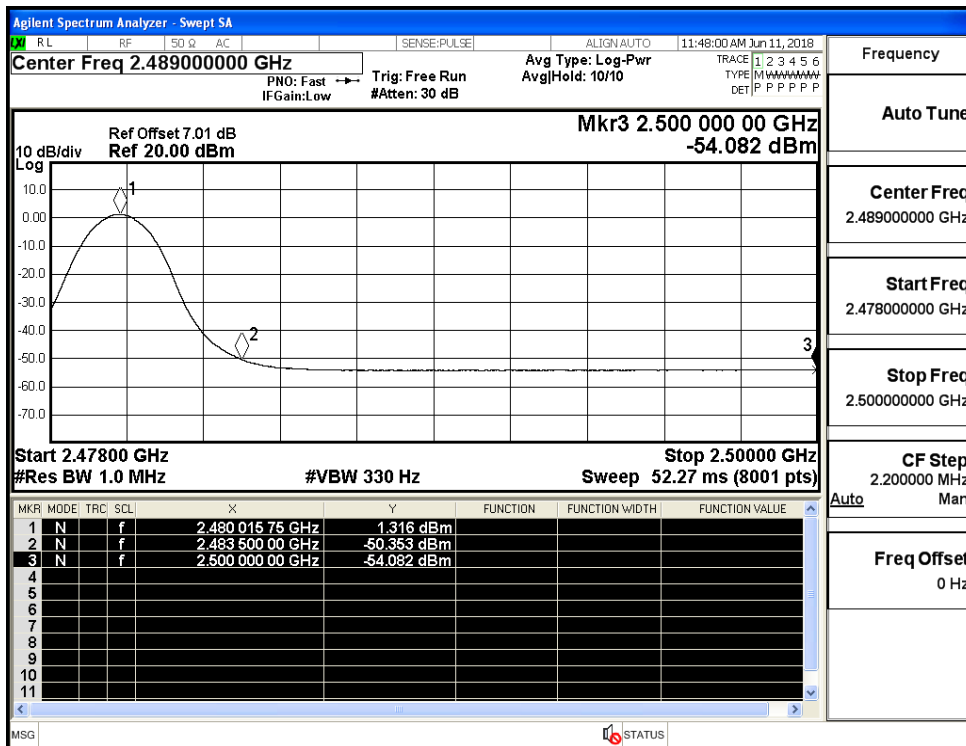
Restrict-band band-edge measurements_Hopping Off $\pi/4$ -DQPSK_Average (Low Channel)



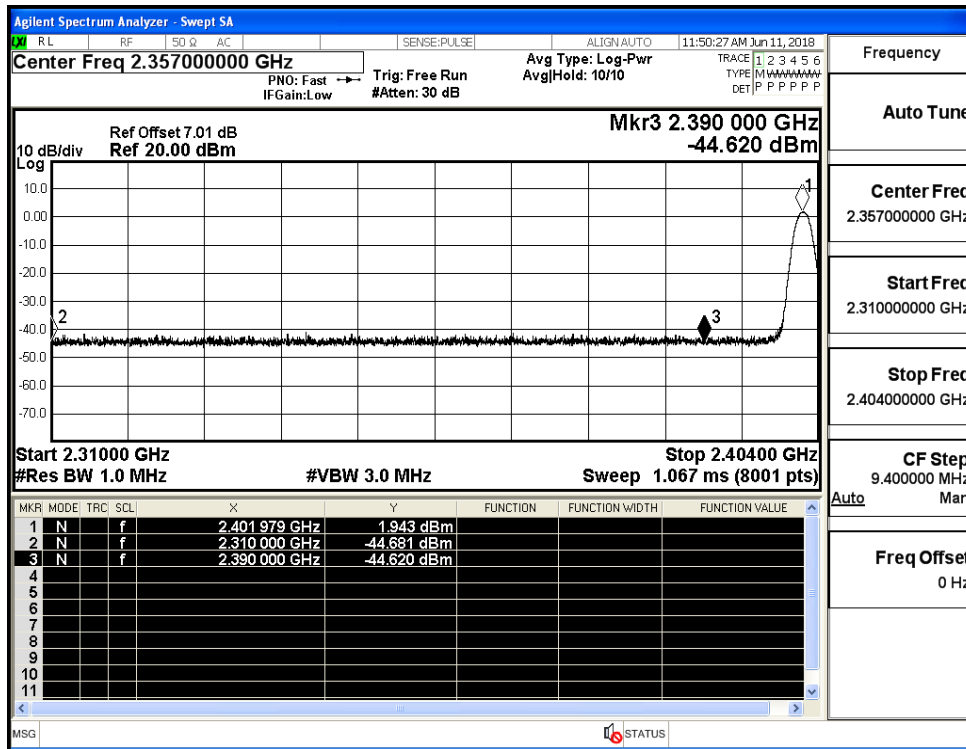
Restrict-band band-edge measurements_Hopping Off $\pi/4$ -DQPSK_PEAK (High Channel)



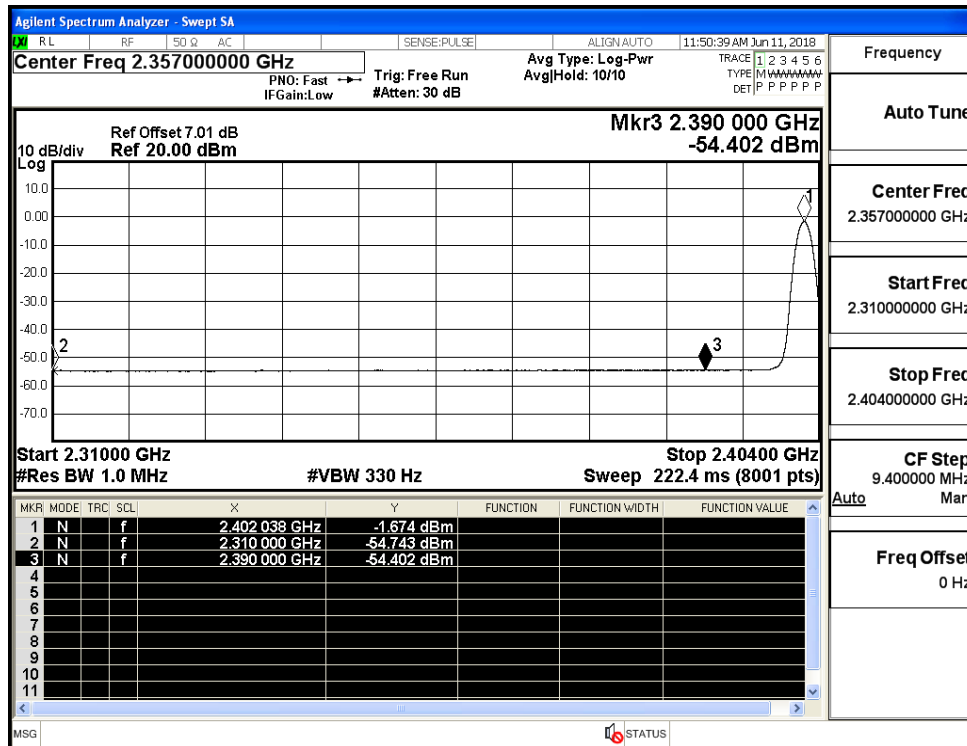
Restrict-band band-edge measurements_Hopping Off $\pi/4$ -DQPSK_Average (High Channel)



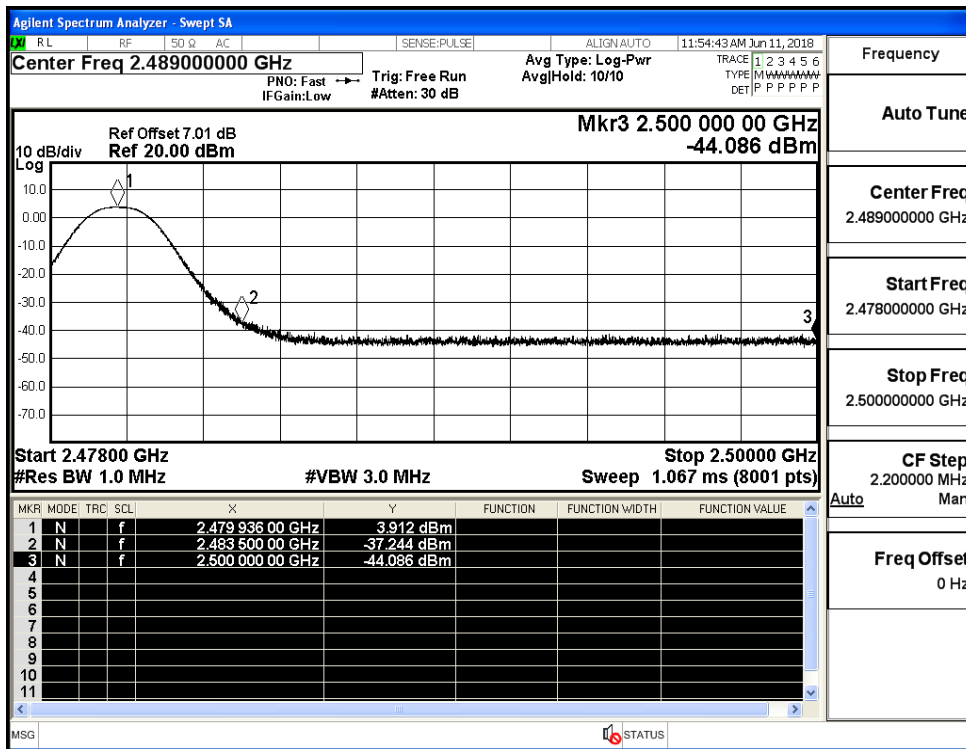
Restrict-band band-edge measurements_Hopping Off_8DPSK_PEAK (Low Channel)



Restrict-band band-edge measurements_Hopping Off_8DPSK_Average (Low Channel)



Restrict-band band-edge measurements_Hopping Off_8DPSK_PEAK (High Channel)



Restrict-band band-edge measurements_Hopping Off_8DPSK_Average (High Channel)

