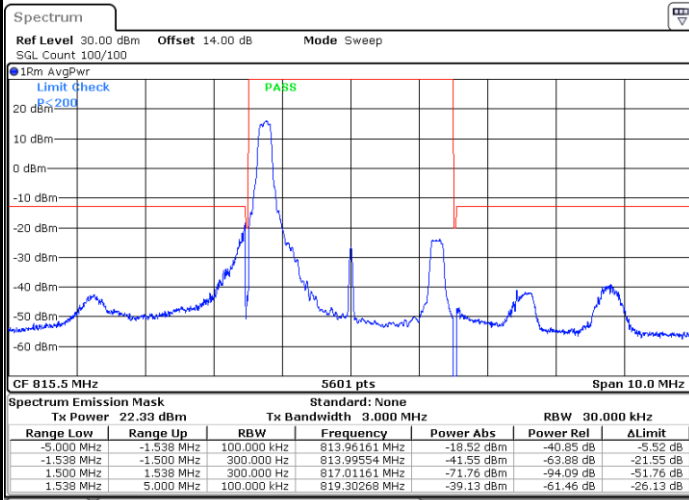




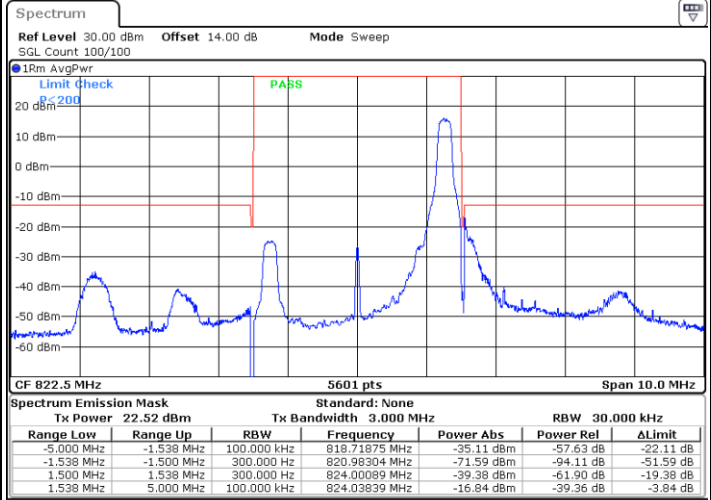
LTE Band 26 / 3MHz / QPSK

Lowest Band Edge / 1RB



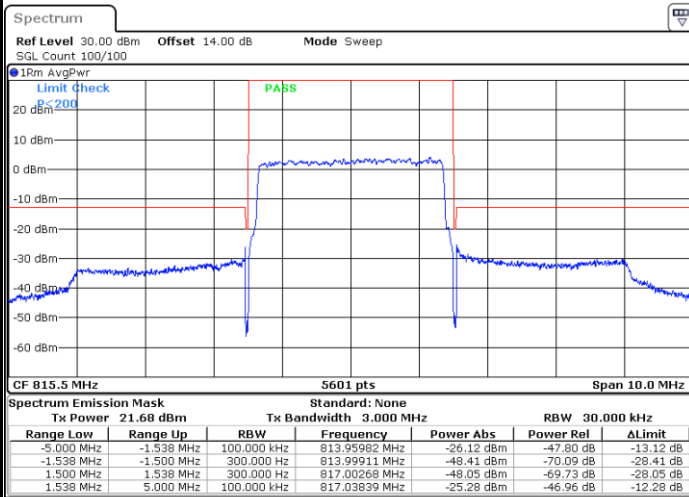
Date: 17.DEC.2020 02:11:41

Highest Band Edge / 1 RB



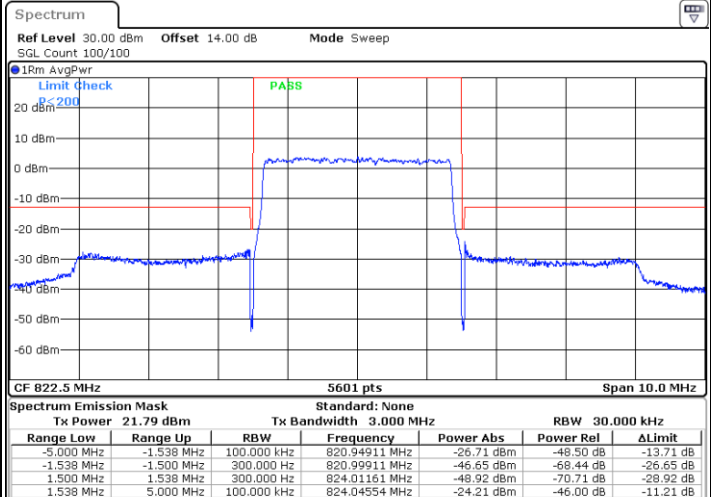
Date: 17.DEC.2020 02:16:36

Lowest Band Edge / Full RB



Date: 17.DEC.2020 02:14:09

Highest Band Edge / Full RB

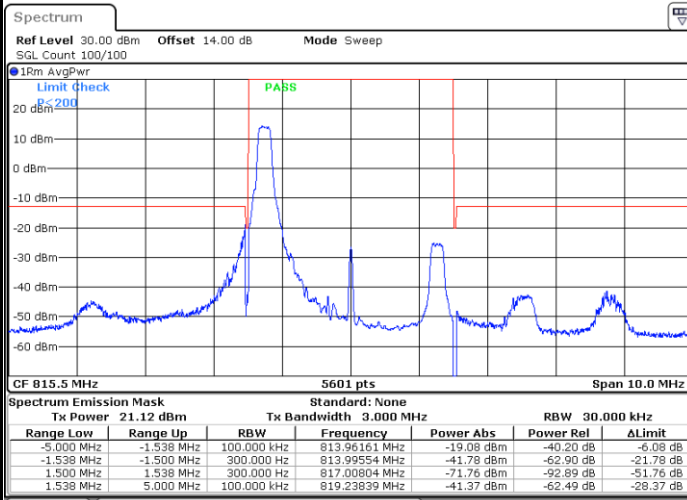


Date: 17.DEC.2020 02:19:04



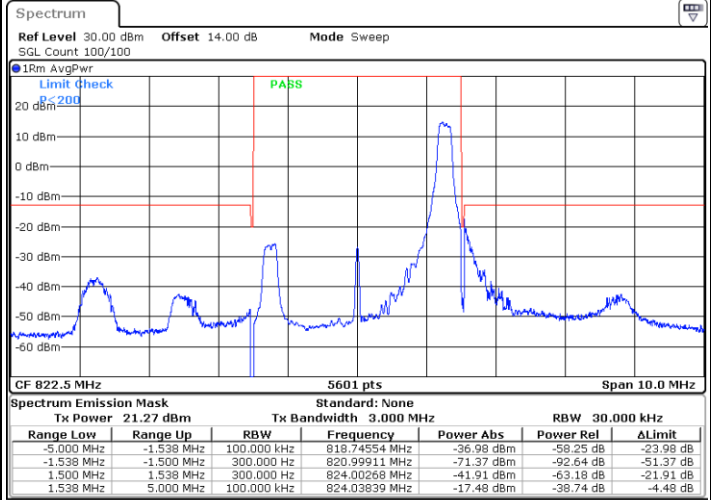
LTE Band 26 / 3MHz / 16QAM

Lowest Band Edge / 1 RB



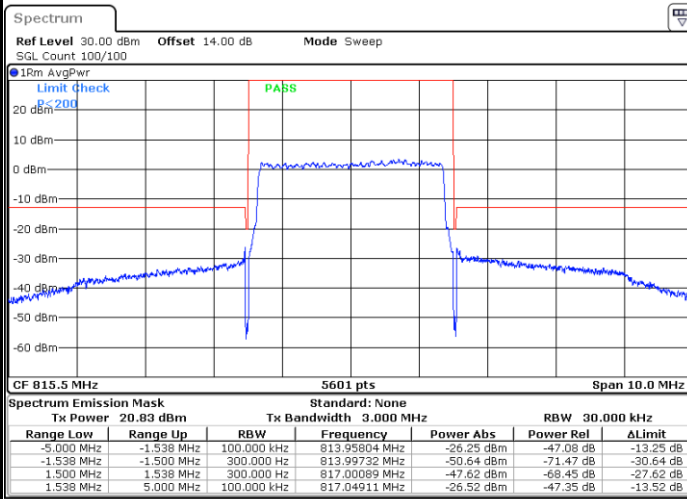
Date: 17.DEC.2020 02:12:55

Highest Band Edge / 1 RB



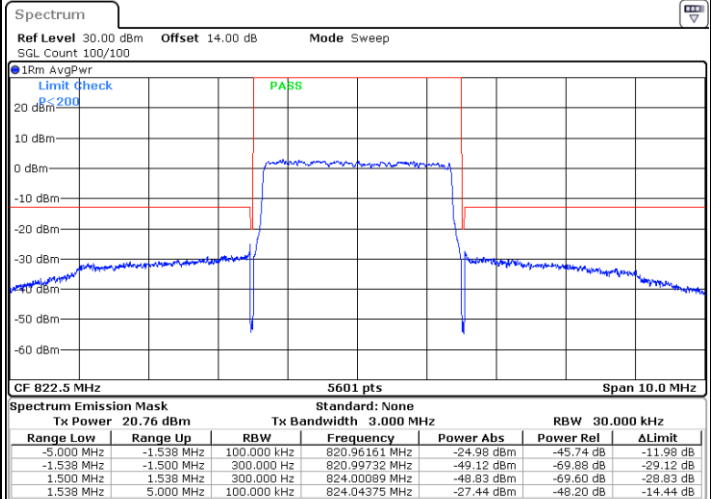
Date: 17.DEC.2020 02:17:50

Lowest Band Edge / Full RB



Date: 17.DEC.2020 02:15:23

Highest Band Edge / Full RB

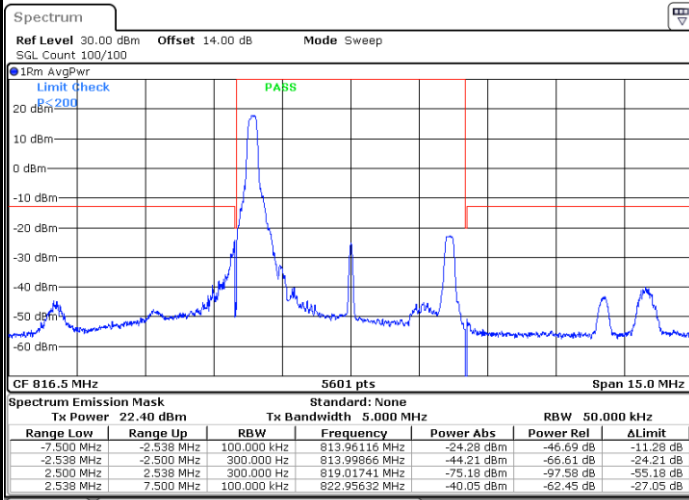


Date: 17.DEC.2020 02:20:18



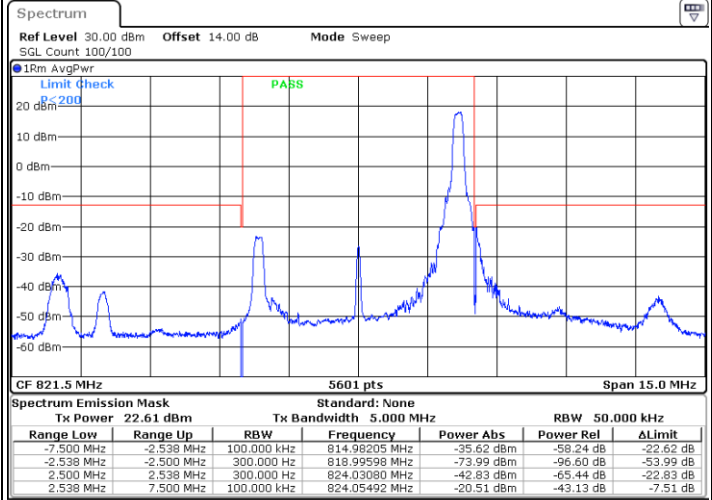
LTE Band 26 / 5MHz / QPSK

Lowest Band Edge / 1 RB



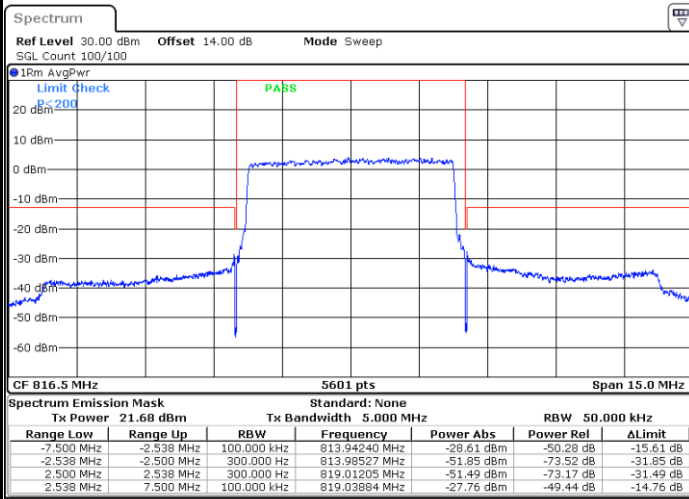
Date: 17.DEC.2020 02:21:32

Highest Band Edge / 1 RB



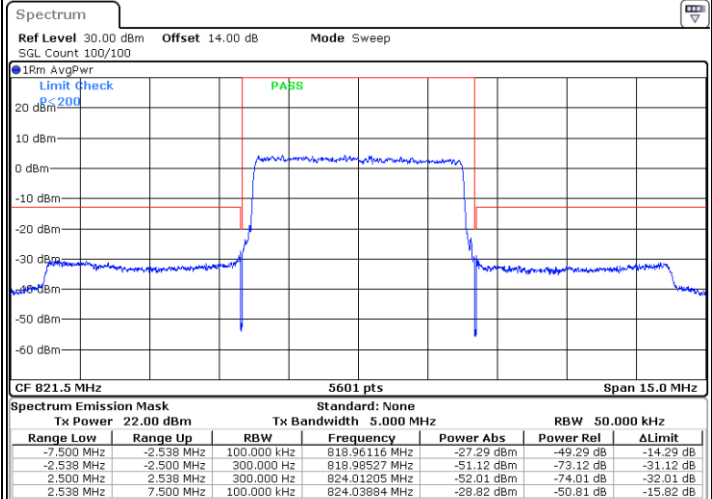
Date: 17.DEC.2020 02:26:27

Lowest Band Edge / Full RB



Date: 17.DEC.2020 02:24:00

Highest Band Edge / Full RB

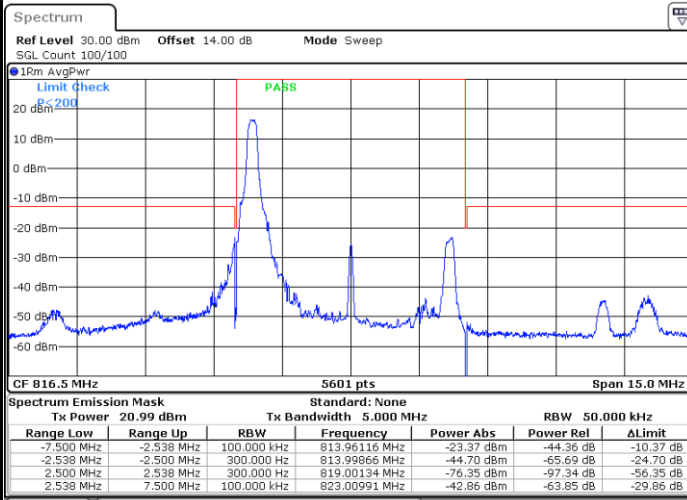


Date: 17.DEC.2020 02:28:54



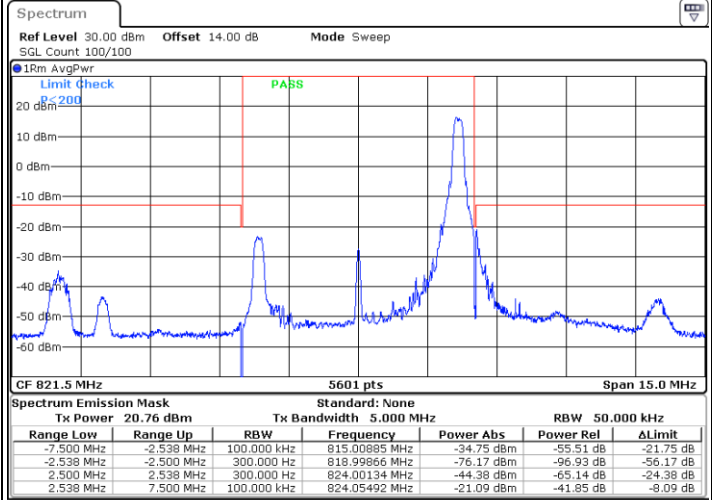
LTE Band 26 / 5MHz / 16QAM

Lowest Band Edge / 1RB



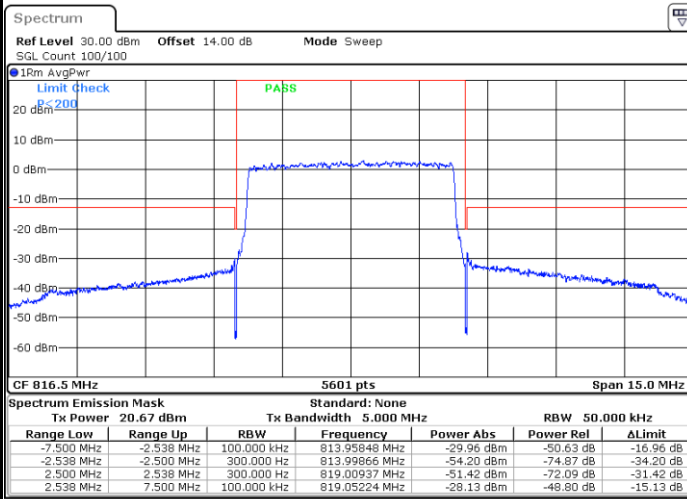
Date: 17.DEC.2020 02:22:46

Highest Band Edge / 1 RB



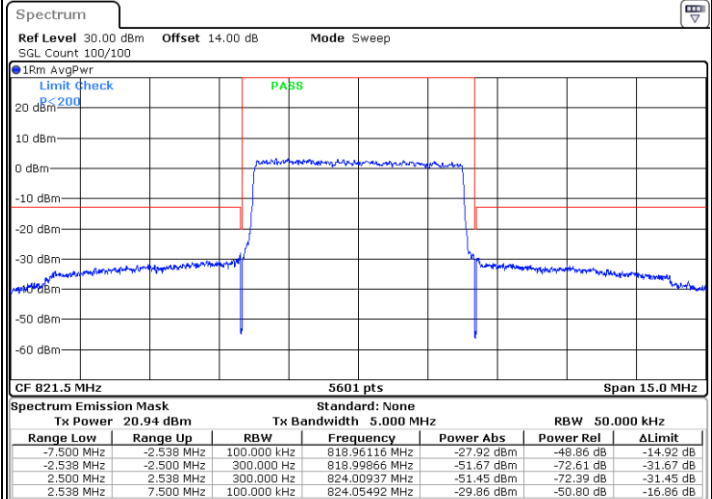
Date: 17.DEC.2020 02:27:41

Lowest Band Edge / Full RB



Date: 17.DEC.2020 02:25:13

Highest Band Edge / Full RB



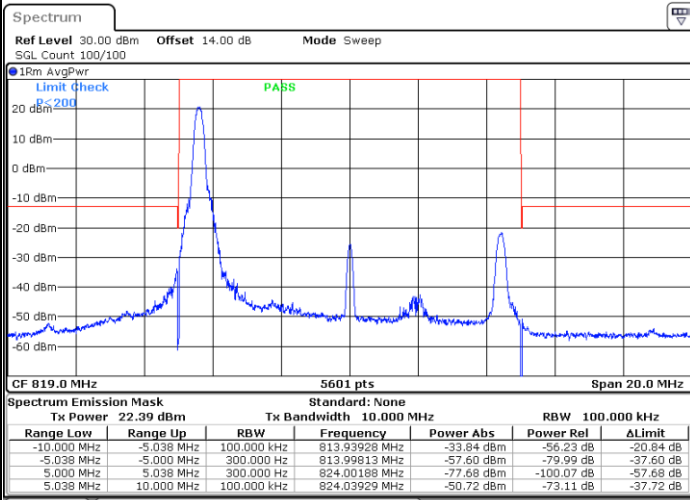
Date: 17.DEC.2020 02:30:08



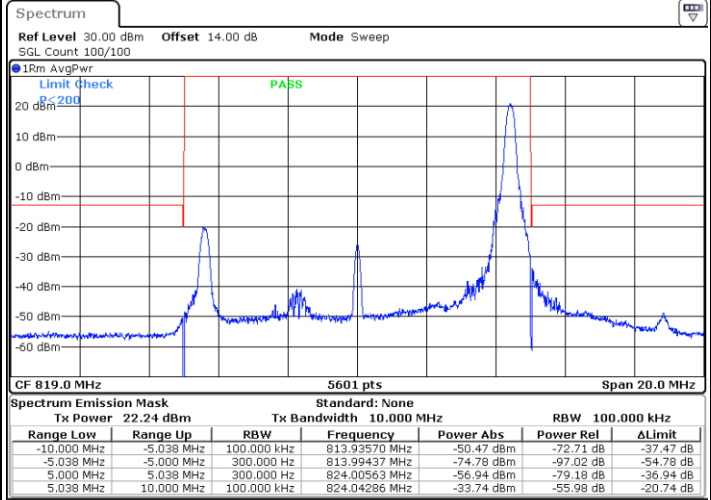
LTE Band 26 / 10MHz / QPSK

Lowest Band Edge / 1 RB

Highest Band Edge / 1 RB

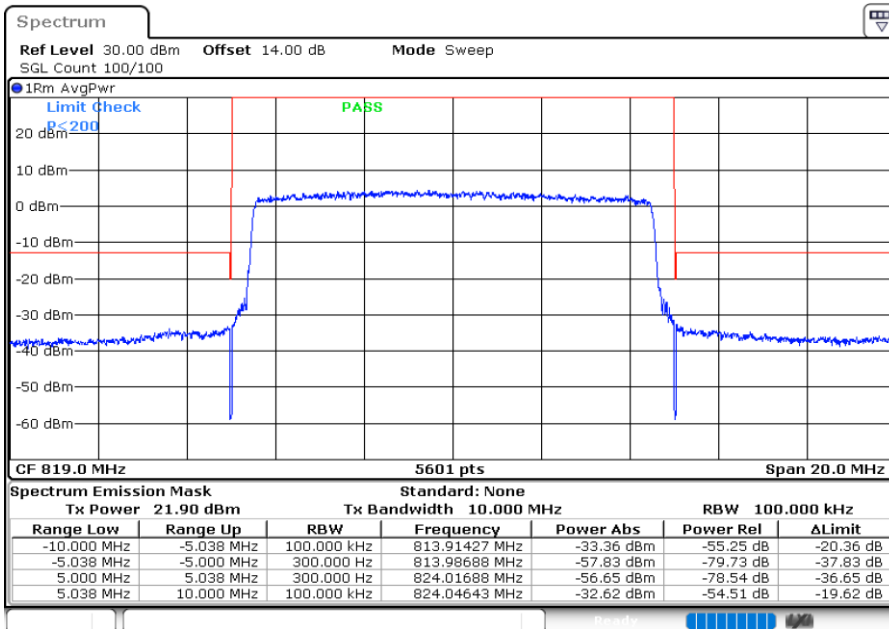


Date: 17.DEC.2020 02:31:22



Date: 17.DEC.2020 02:33:49

Band Edge / Full RB

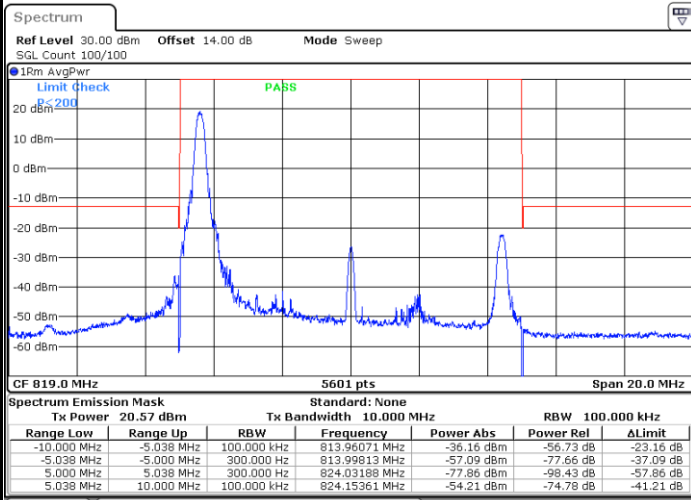


Date: 17.DEC.2020 02:36:17



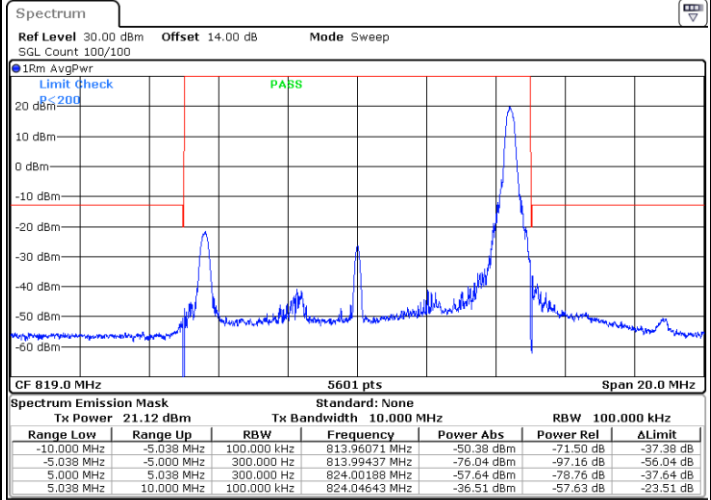
LTE Band 26 / 10MHz / 16QAM

Lowest Band Edge / 1 RB



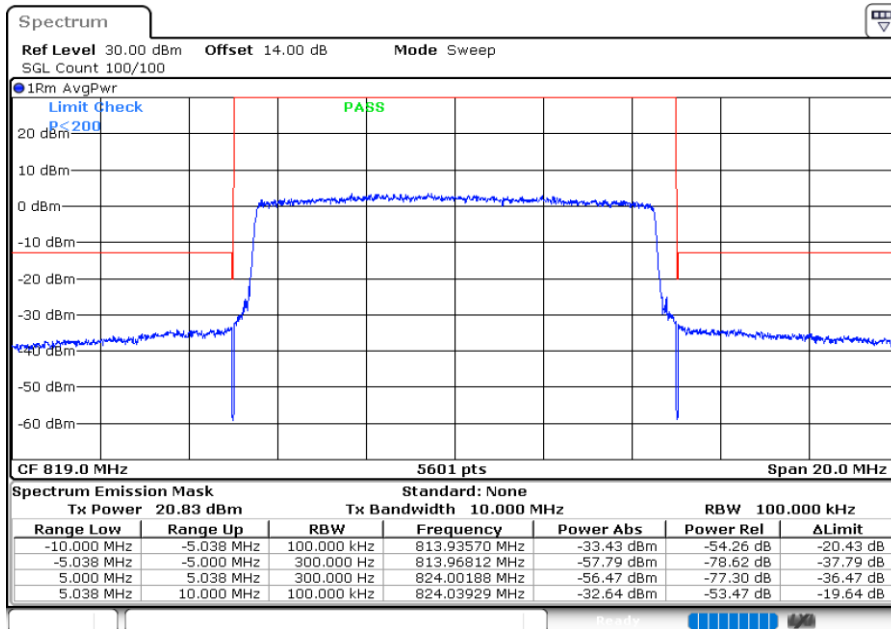
Date: 17.DEC.2020 02:32:35

Highest Band Edge / 1 RB



Date: 17.DEC.2020 02:35:03

Band Edge / Full RB

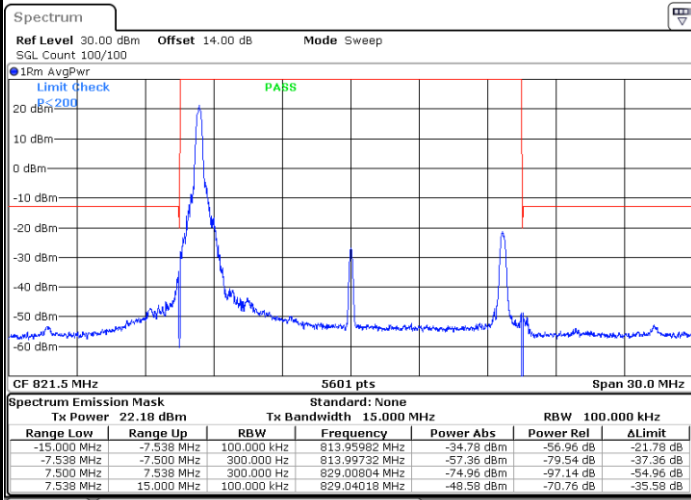


Date: 17.DEC.2020 02:37:30



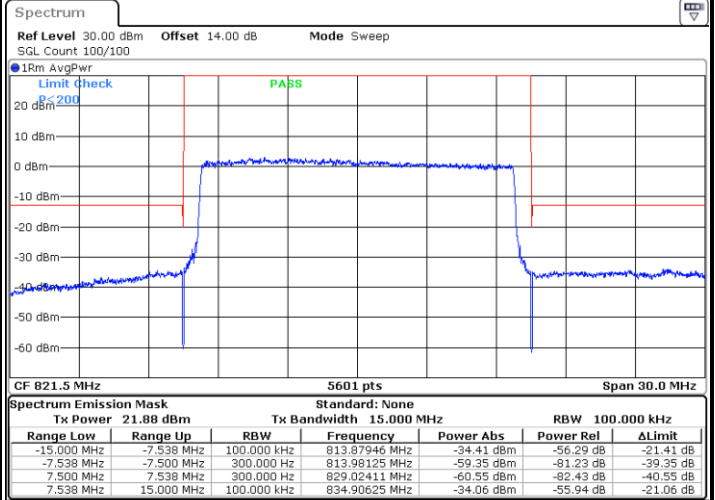
LTE Band 26 / 15MHz QPSK

Lowest Band Edge / 1 RB



Date: 17.DEC.2020 02:38:44

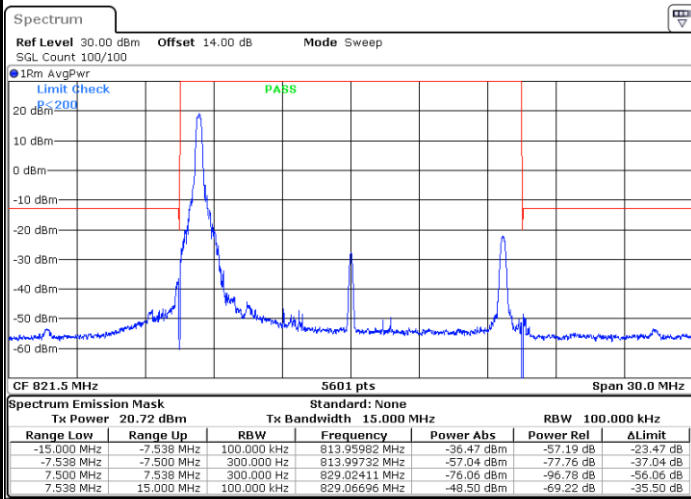
Lowest Band Edge / Full RB



Date: 17.DEC.2020 02:43:39

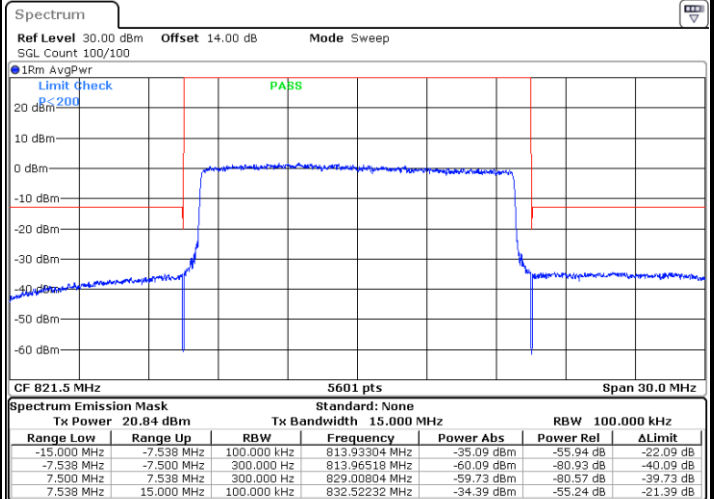
LTE Band 26 / 15MHz 16QAM

Lowest Band Edge / 1 RB



Date: 17.DEC.2020 02:39:58


Lowest Band Edge / Full RB



Date: 17.DEC.2020 02:44:52



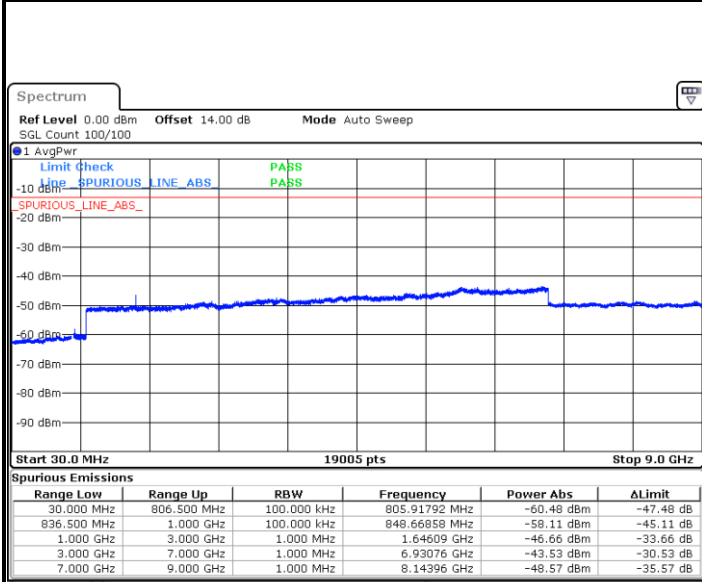
Conducted Spurious Emission





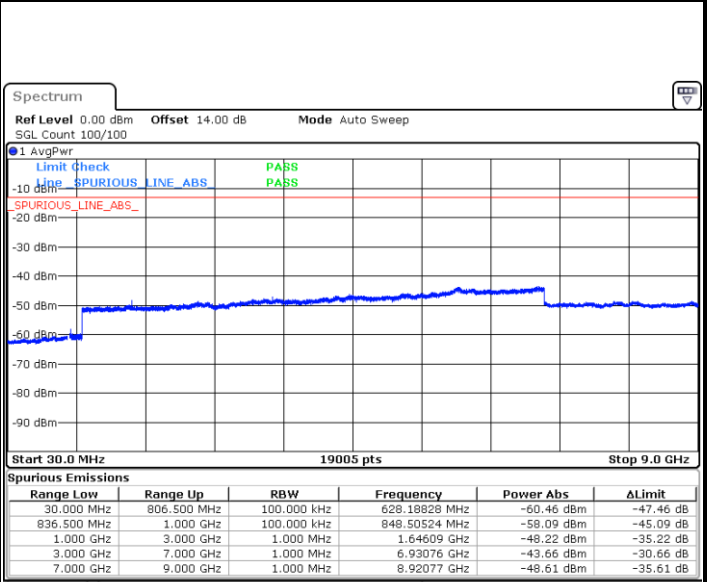
LTE Band 26 / 1.4MHz

Highest Channel / QPSK



Date: 17.DEC.2020 05:04:48

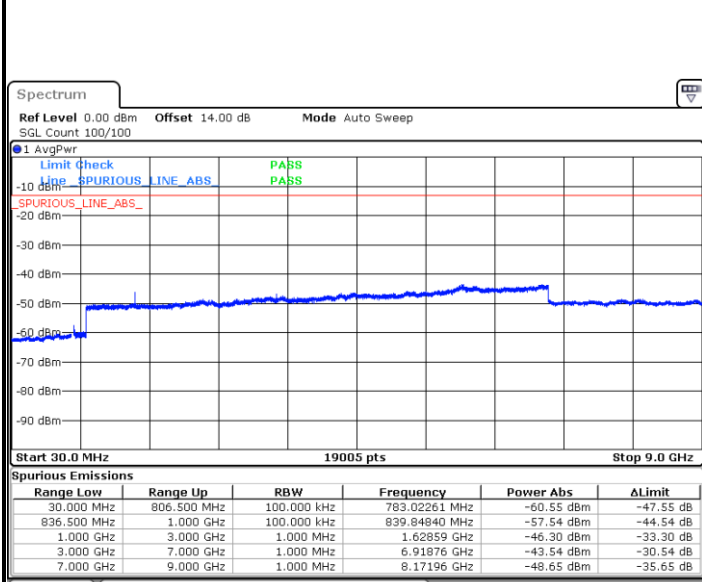
Highest Channel / 16QAM



Date: 17.DEC.2020 05:05:59

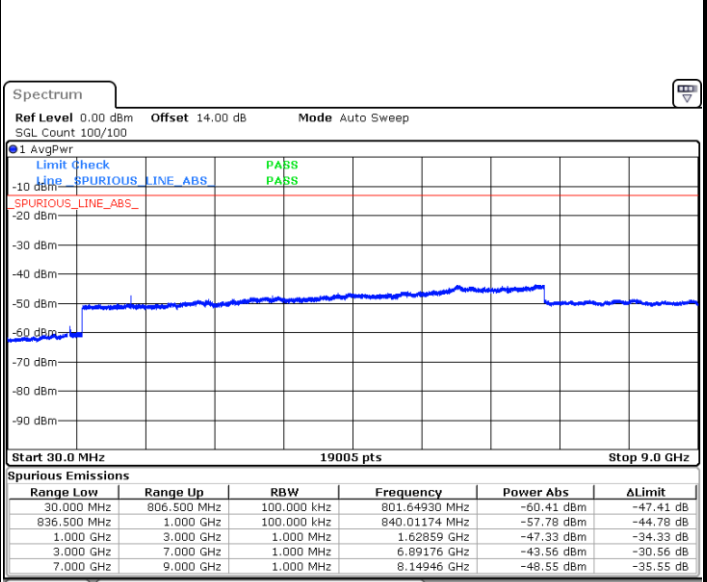
LTE Band 26 / 3MHz

Lowest Channel / QPSK



Date: 17.DEC.2020 04:29:16

Lowest Channel / 16QAM



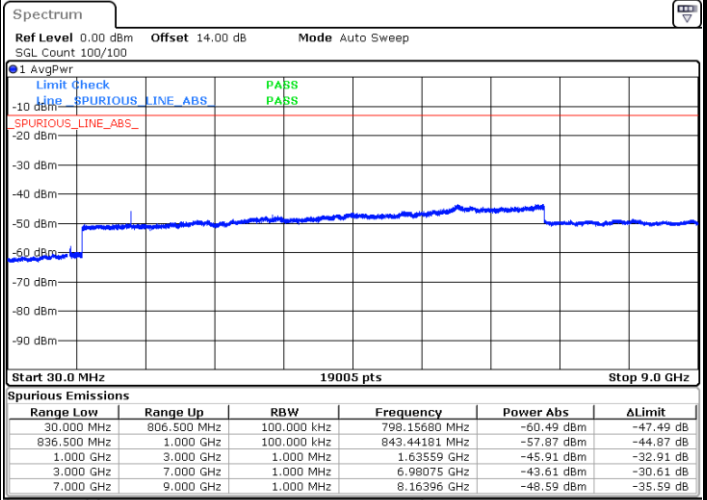
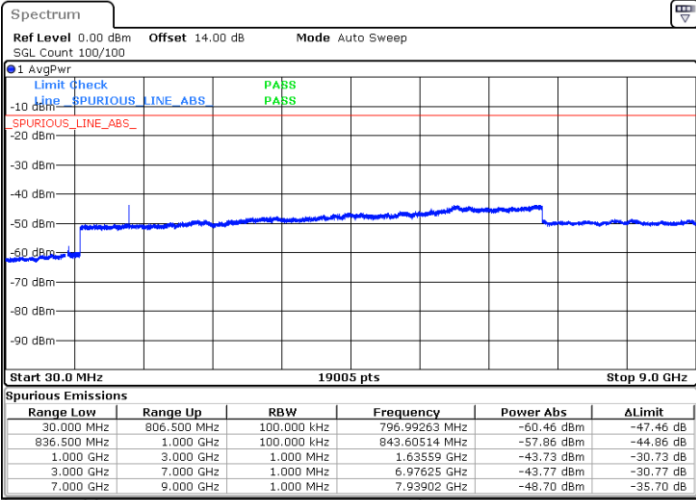
Date: 17.DEC.2020 04:30:26



LTE Band 26 / 3MHz

Middle Channel / QPSK

Middle Channel / 16QAM

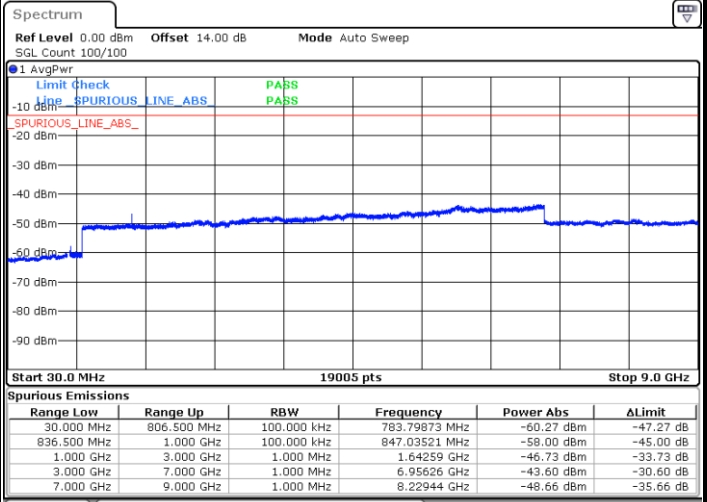
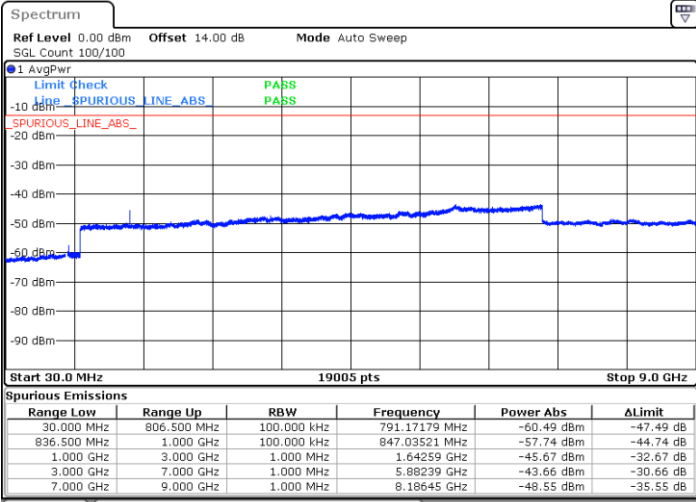


Date: 17.DEC.2020 04:32:21

Date: 17.DEC.2020 04:33:32

Highest Channel / QPSK

Highest Channel / 16QAM



Date: 17.DEC.2020 04:35:26

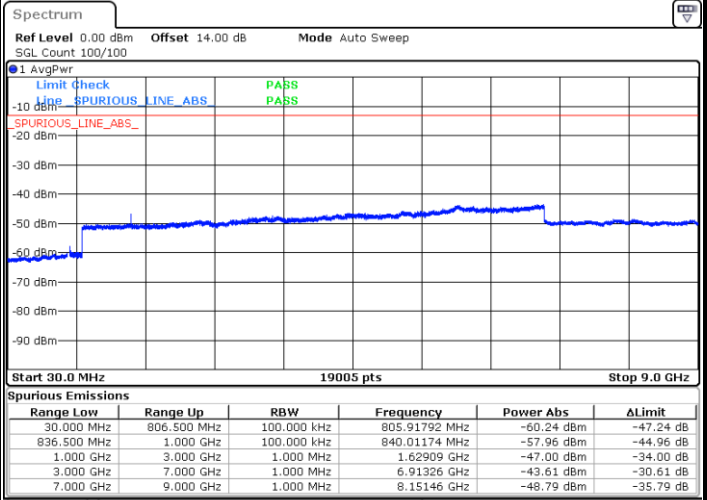
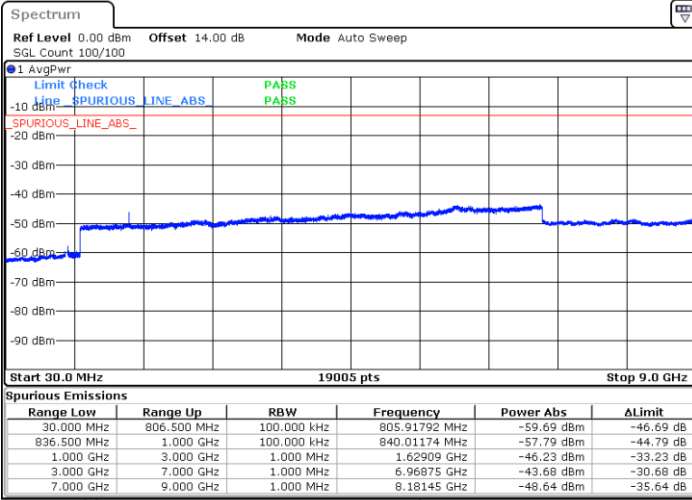
Date: 17.DEC.2020 04:36:37



LTE Band 26 / 5MHz

Lowest Channel / QPSK

Lowest Channel / 16QAM

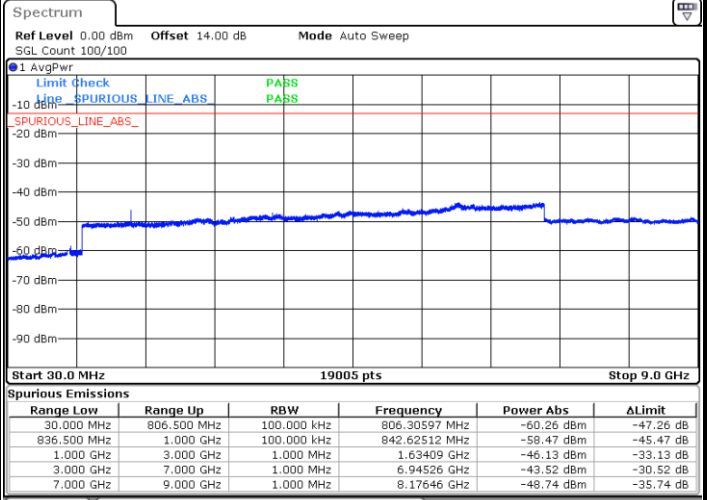
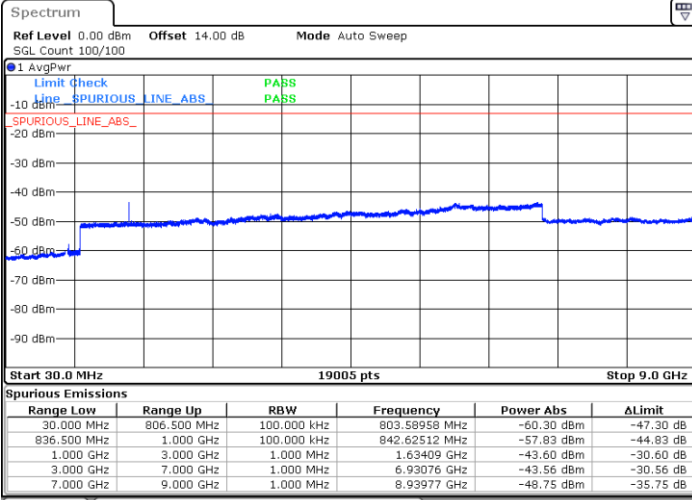


Date: 17.DEC.2020 04:38:31

Date: 17.DEC.2020 04:39:42

Middle Channel / QPSK

Middle Channel / 16QAM



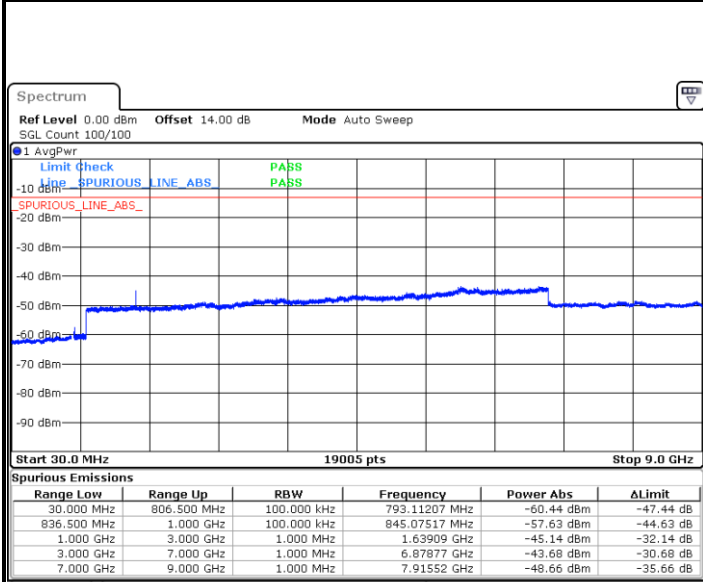
Date: 17.DEC.2020 04:41:37

Date: 17.DEC.2020 04:42:47



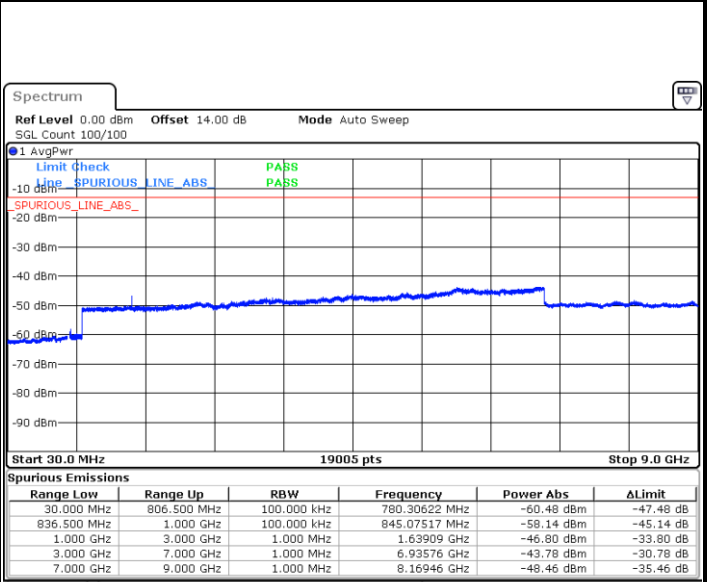
LTE Band 26 / 5MHz

Highest Channel / QPSK



Date: 17.DEC.2020 04:44:41

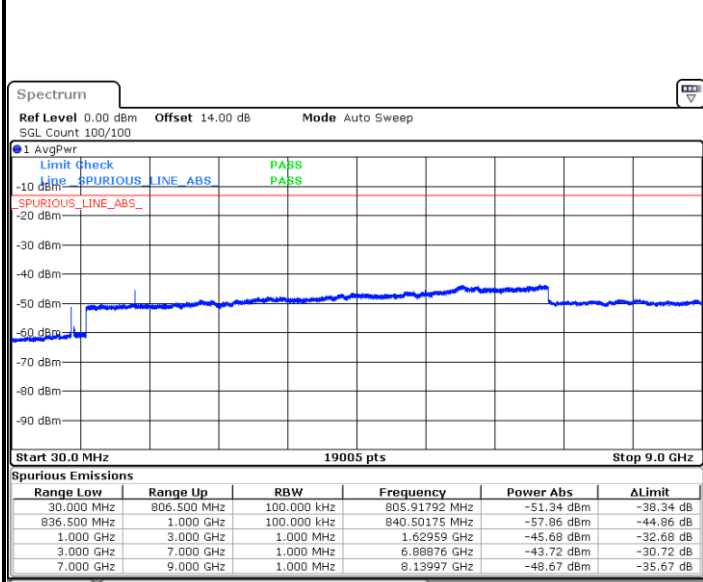
Highest Channel / 16QAM



Date: 17.DEC.2020 04:45:52

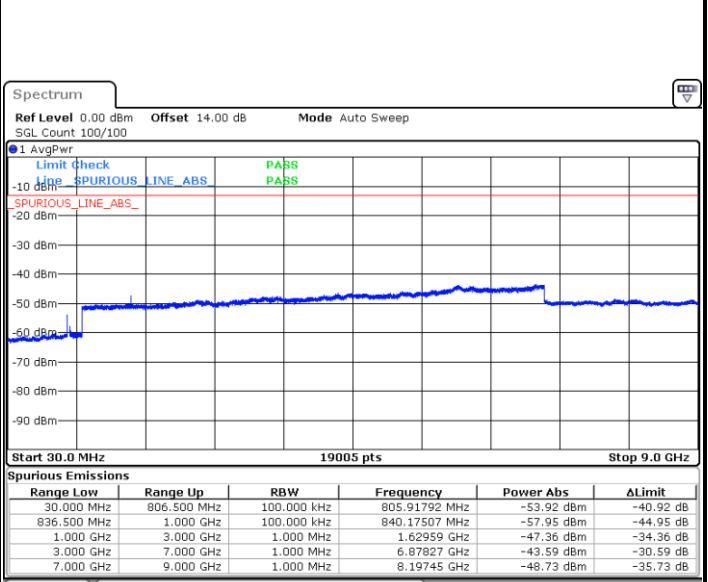
LTE Band 26 / 10MHz

Middle Channel / QPSK

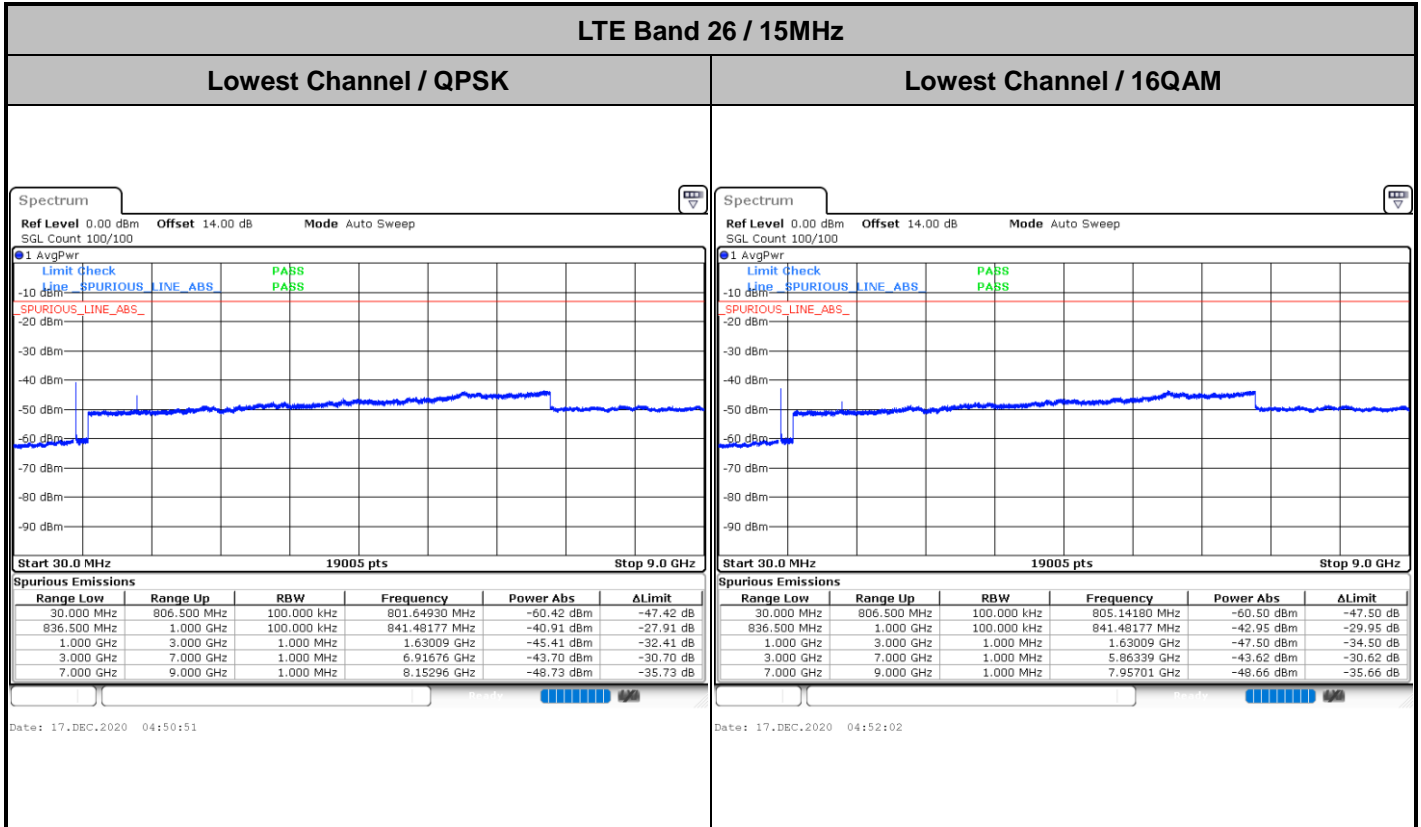


Date: 17.DEC.2020 04:47:46

Middle Channel / 16QAM



Date: 17.DEC.2020 04:48:57





Frequency Stability

Test Conditions		LTE Band 26 (QPSK) / Middle Channel	Limit
Temperature (°C)	Voltage (Volt)	BW 10MHz	2.5ppm
		Deviation (ppm)	Result
50	Normal Voltage	0.0005	PASS
40	Normal Voltage	0.0022	
30	Normal Voltage	0.0016	
20(Ref.)	Normal Voltage	0.0000	
10	Normal Voltage	0.0013	
0	Normal Voltage	0.0029	
-10	Normal Voltage	0.0002	
-20	Normal Voltage	0.0045	
-30	Normal Voltage	0.0031	
20	Maximum Voltage	0.0039	
20	Normal Voltage	0.0000	
20	End Point Voltage	0.0032	

Note: Normal Voltage =3.8 V. ; End Point (BEP) =3.4 V. ; Maximum Voltage =4.2 V.



Appendix B. Test Results of Radiated Test

Radiated Spurious Emission

LTE Band 26 / 5 MHz / QPSK									
Channel	Frequency (MHz)	ERP (dBm)	Limit (dBm)	Over Limit (dB)	SPA Reading (dBm)	S.G. Power (dBm)	TX Cable loss (dB)	TX Antenna Gain (dBi)	Polarization (H/V)
Middle	1633.5	-55.63	-13	-42.63	-61.94	-58.88	4.00	9.40	H
	2450.25	-58.46	-13	-45.46	-68.86	-62.03	4.88	10.60	H
	3267	-62.83	-13	-49.83	-75.49	-67.76	5.52	12.60	H
	1633.5	-53.81	-13	-40.81	-60.12	-57.06	4.00	9.40	V
	2450.25	-57.90	-13	-44.90	-68.68	-61.47	4.88	10.60	V
	3267	-62.24	-13	-49.24	-75.40	-67.17	5.52	12.60	V

Remark: Spurious emissions within 30-1000MHz were found more than 20dB below limit line.

LTE Band 26 / 10MHz / QPSK									
Channel	Frequency (MHz)	ERP (dBm)	Limit (dBm)	Over Limit (dB)	SPA Reading (dBm)	S.G. Power (dBm)	TX Cable loss (dB)	TX Antenna Gain (dBi)	Polarization (H/V)
Middle	1629	-55.35	-13	-42.35	-61.67	-58.60	4.00	9.40	H
	2443.5	-56.36	-13	-43.36	-66.78	-59.93	4.88	10.60	H
	3258	-62.83	-13	-49.83	-75.56	-67.76	5.52	12.60	H
	1629	-54.44	-13	-41.44	-60.80	-57.69	4.00	9.40	V
	2443.5	-55.30	-13	-42.30	-66.10	-58.87	4.88	10.60	V
	3258	-62.16	-13	-49.16	-75.41	-67.09	5.52	12.60	V

Remark: Spurious emissions within 30-1000MHz were found more than 20dB below limit line.

LTE Band 26 / 15MHz / QPSK									
Channel	Frequency (MHz)	ERP (dBm)	Limit (dBm)	Over Limit (dB)	SPA Reading (dBm)	S.G. Power (dBm)	TX Cable loss (dB)	TX Antenna Gain (dBi)	Polarization (H/V)
Lowest	1629.5	-55.25	-13	-42.25	-61.57	-58.48	3.98	9.36	H
	2444.25	-57.46	-13	-44.46	-67.88	-61.01	4.85	10.55	H
	3259	-63.09	-13	-50.09	-75.82	-68.02	5.50	12.58	H
	1629.5	-53.70	-13	-40.70	-60.05	-56.93	3.98	9.36	V
	2444.25	-56.58	-13	-43.58	-67.38	-60.13	4.85	10.55	V
	3259	-62.11	-13	-49.11	-75.35	-67.04	5.50	12.58	V

Remark: Spurious emissions within 30-1000MHz were found more than 20dB below limit line.