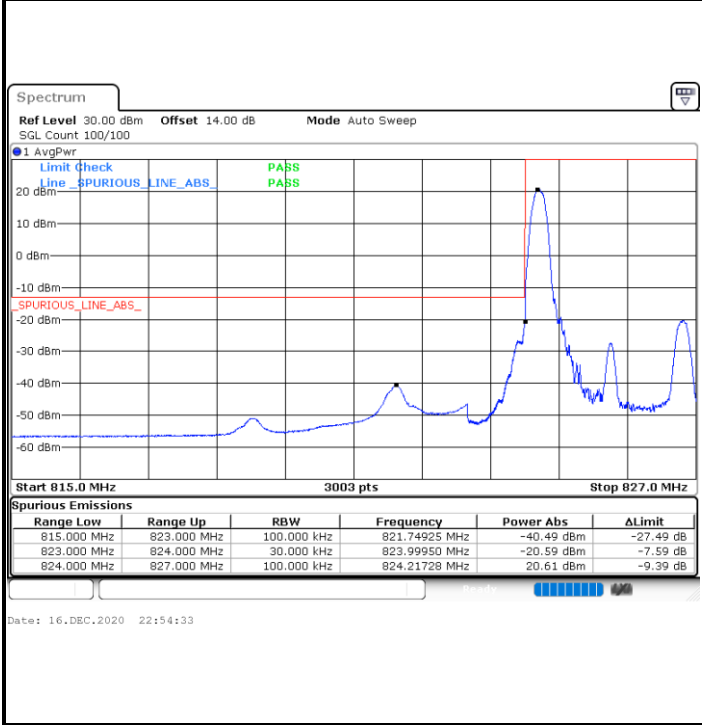


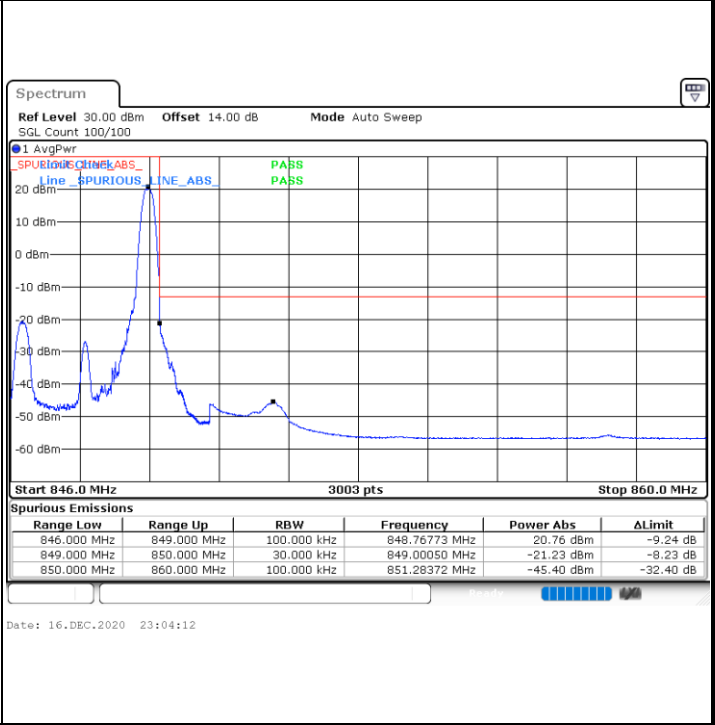


LTE Band 26 / 3MHz / QPSK

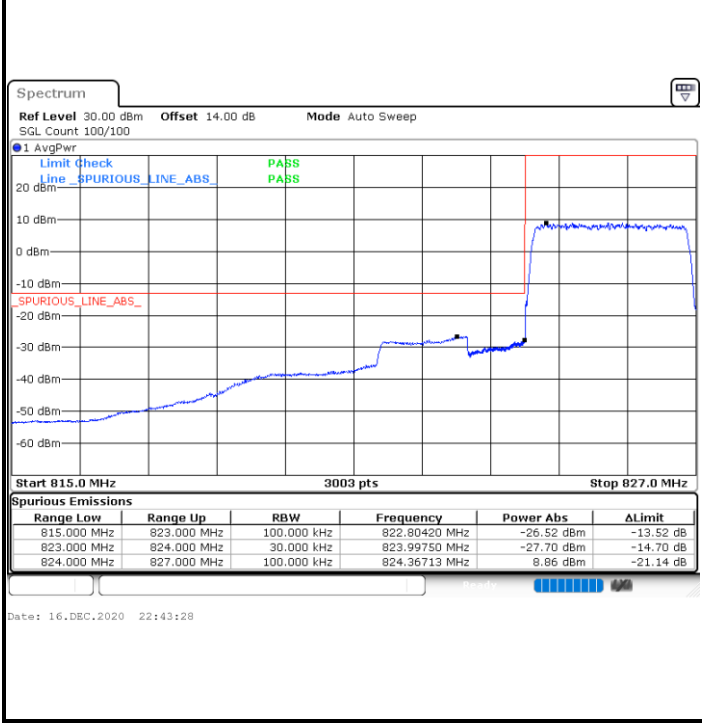
Lowest Band Edge / 1RB



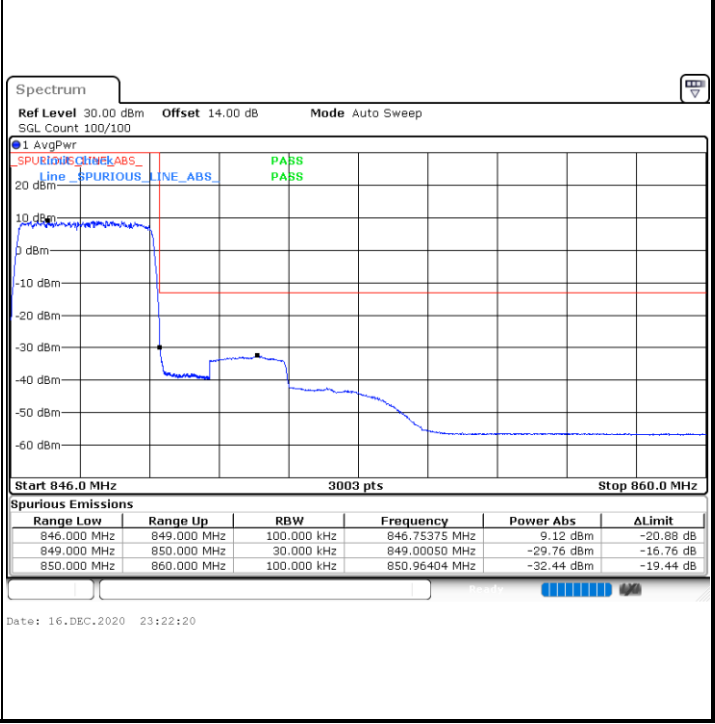
Highest Band Edge / 1 RB



Lowest Band Edge / Full RB



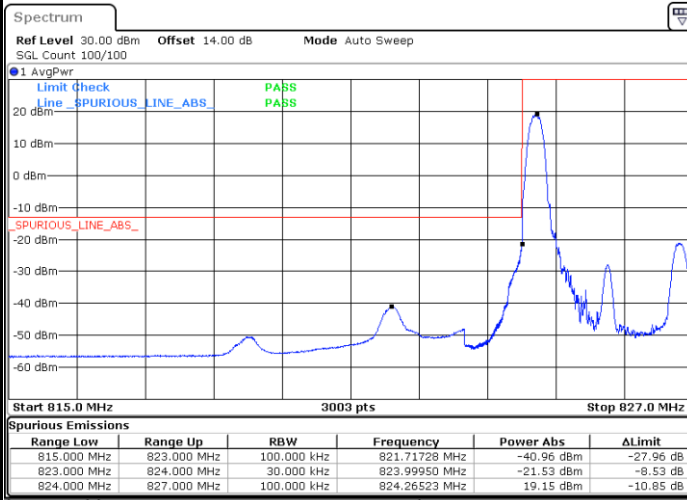
Highest Band Edge / Full RB





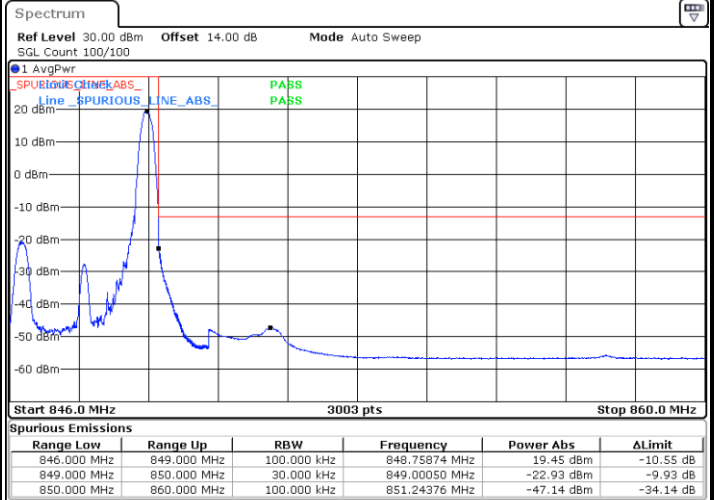
LTE Band 26 / 3MHz / 16QAM

Lowest Band Edge / 1 RB



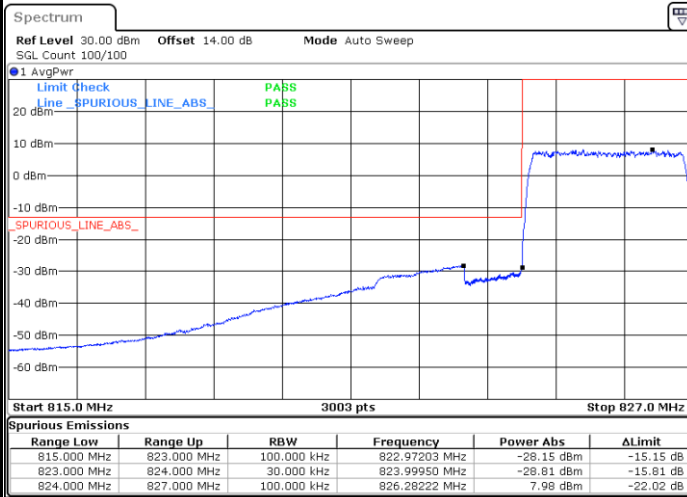
Date: 16.DEC.2020 22:50:58

Highest Band Edge / 1 RB



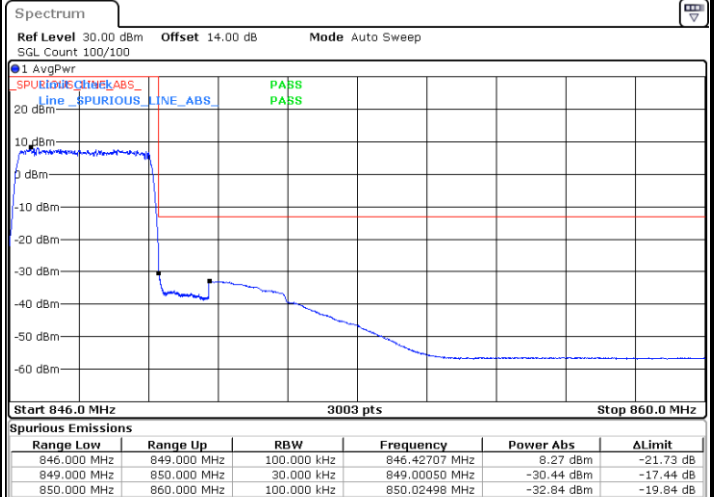
Date: 16.DEC.2020 23:06:39

Lowest Band Edge / Full RB



Date: 16.DEC.2020 22:45:03

Highest Band Edge / Full RB

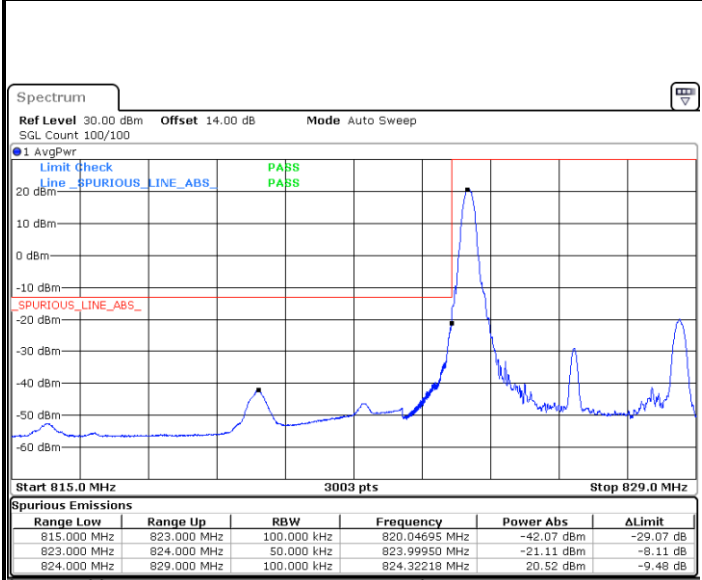


Date: 16.DEC.2020 23:20:06



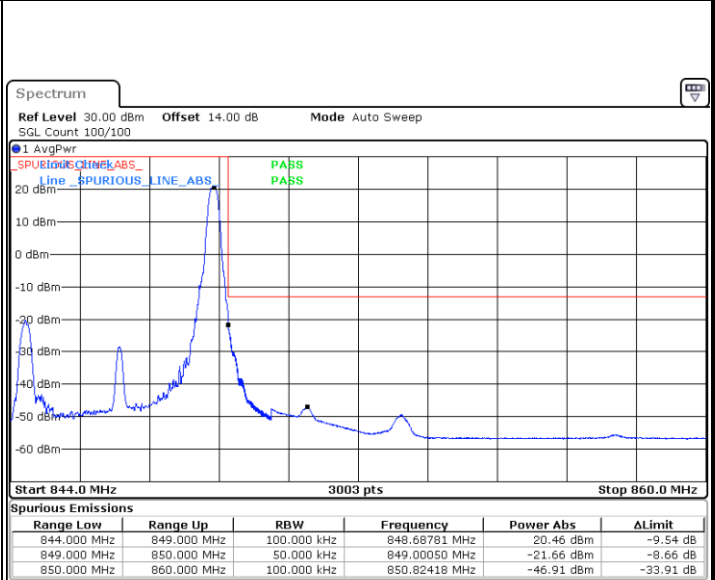
LTE Band 26 / 5MHz / QPSK

Lowest Band Edge / 1 RB



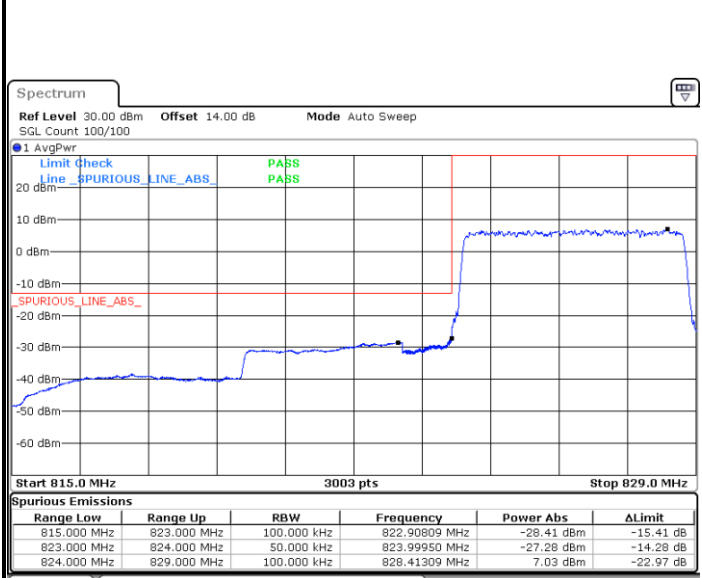
Date: 16.DEC.2020 23:48:14

Highest Band Edge / 1 RB



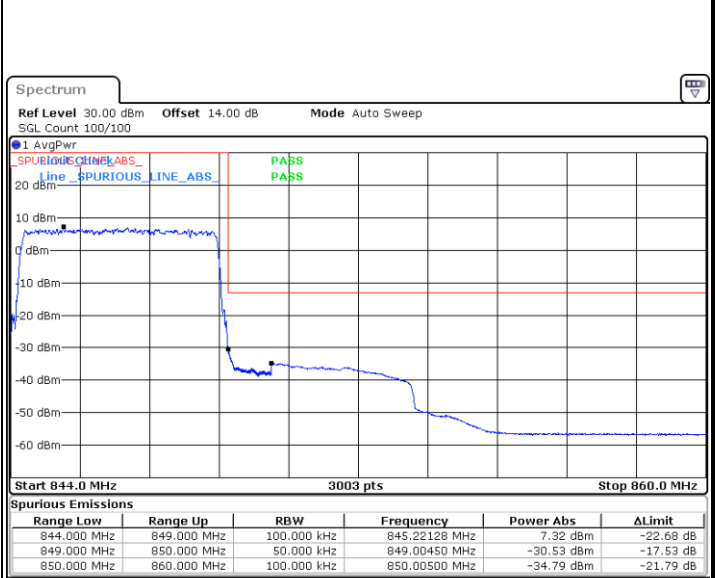
Date: 16.DEC.2020 23:53:18

Lowest Band Edge / Full RB



Date: 16.DEC.2020 23:39:19

Highest Band Edge / Full RB

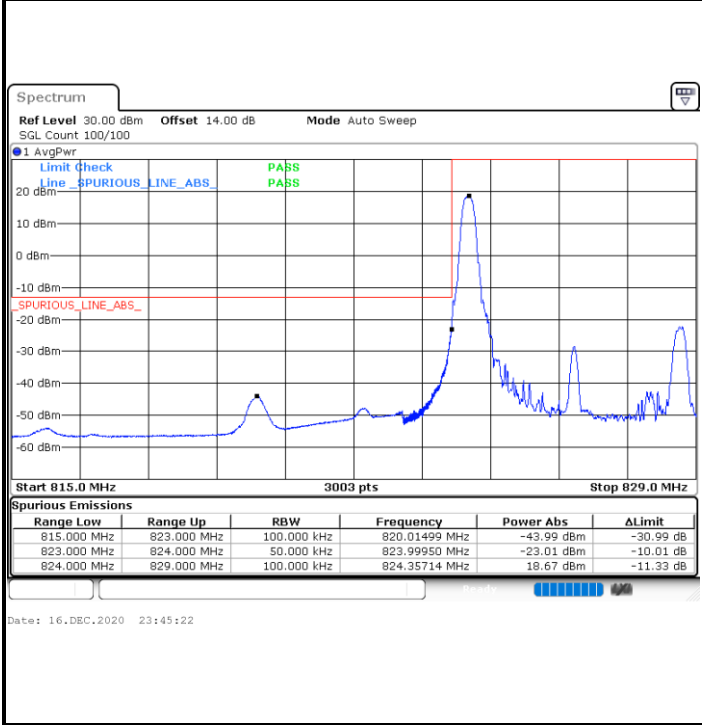


Date: 16.DEC.2020 23:59:34

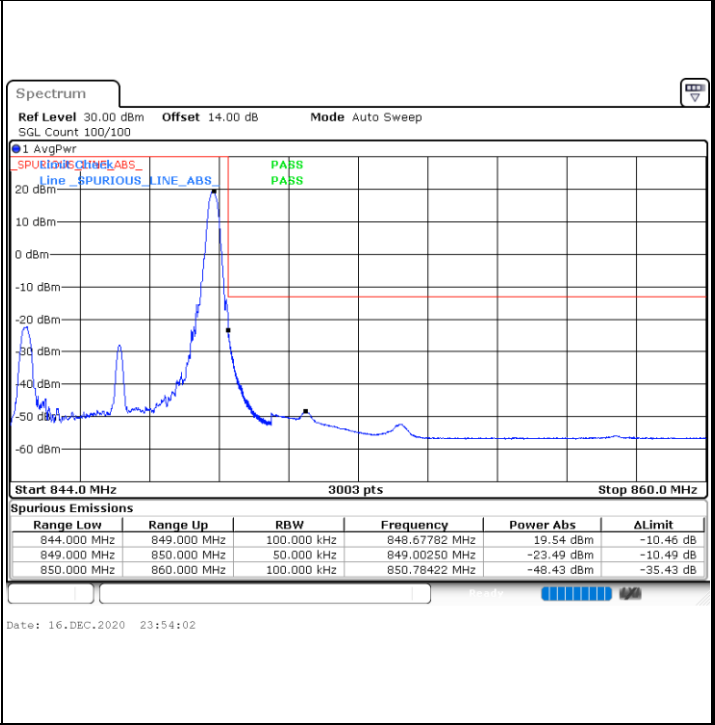


**LTE Band 26 / 5MHz / 16QAM**

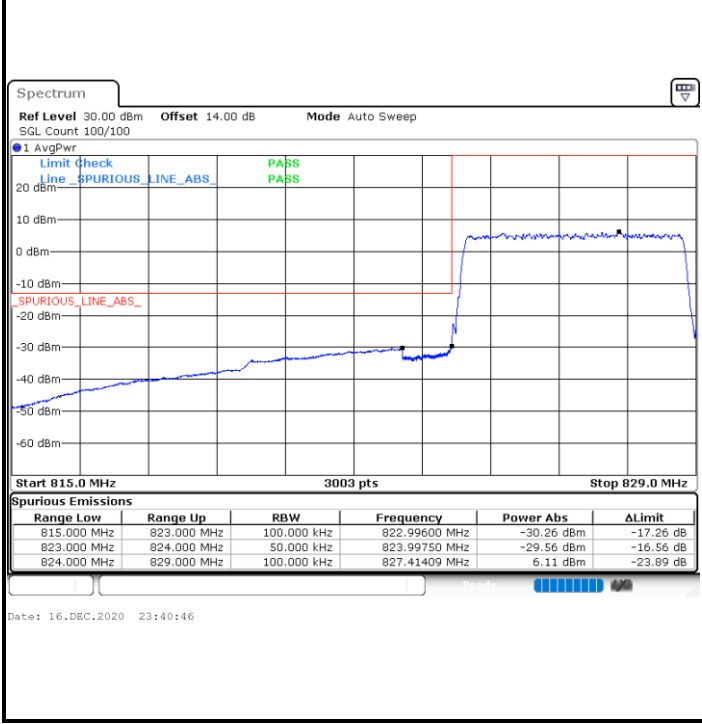
**Lowest Band Edge / 1RB**



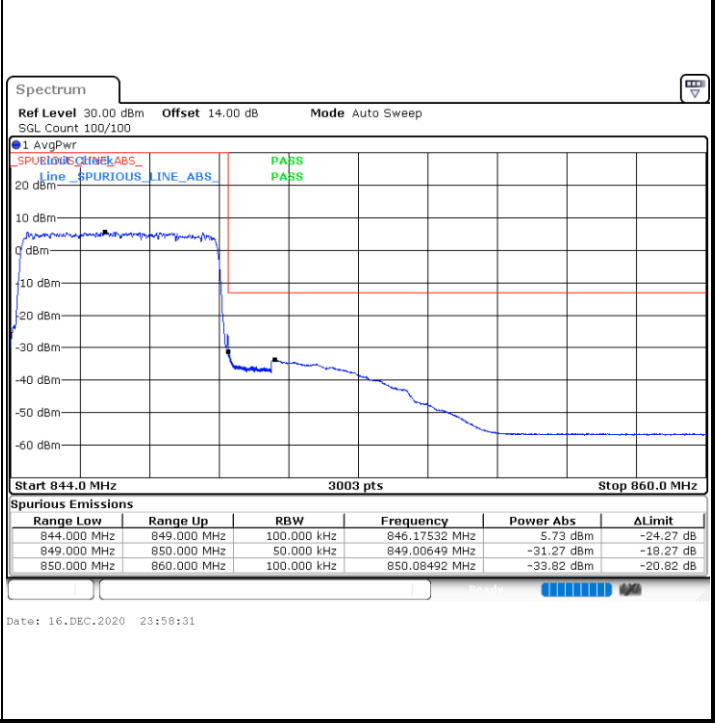
**Highest Band Edge / 1 RB**



**Lowest Band Edge / Full RB**



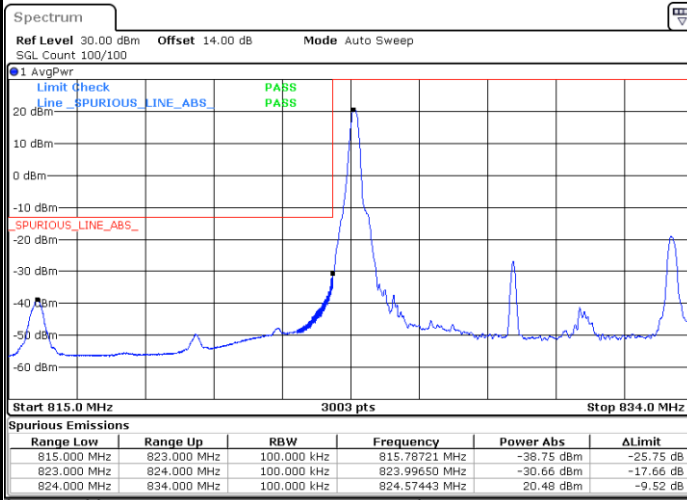
**Highest Band Edge / Full RB**





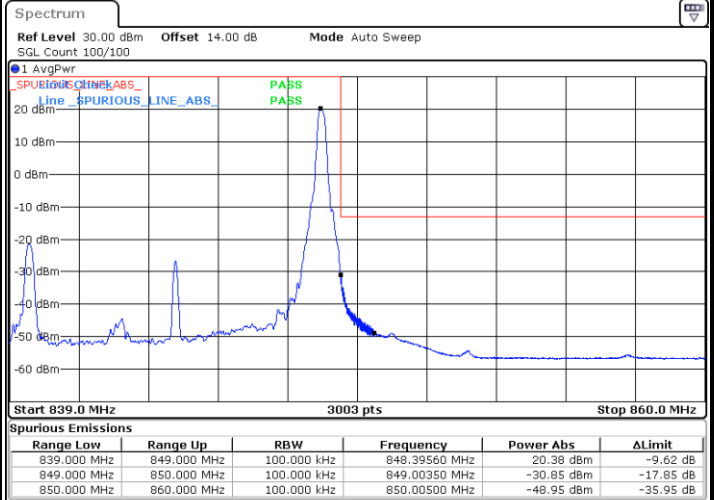
LTE Band 26 / 10MHz / QPSK

Lowest Band Edge / 1 RB



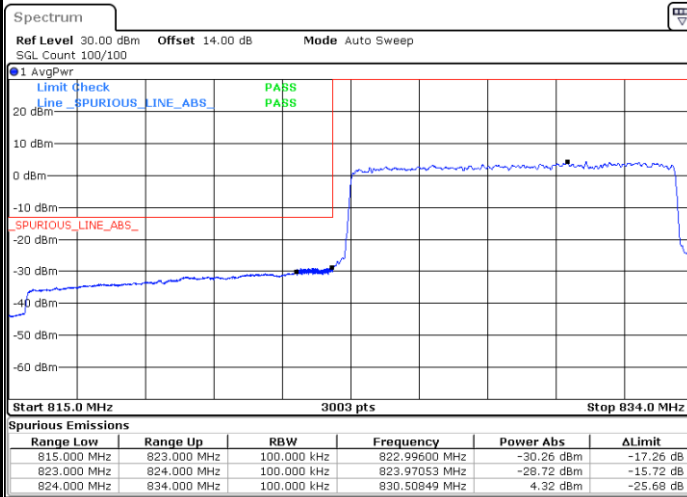
Date: 17.DEC.2020 00:43:33

Highest Band Edge / 1 RB



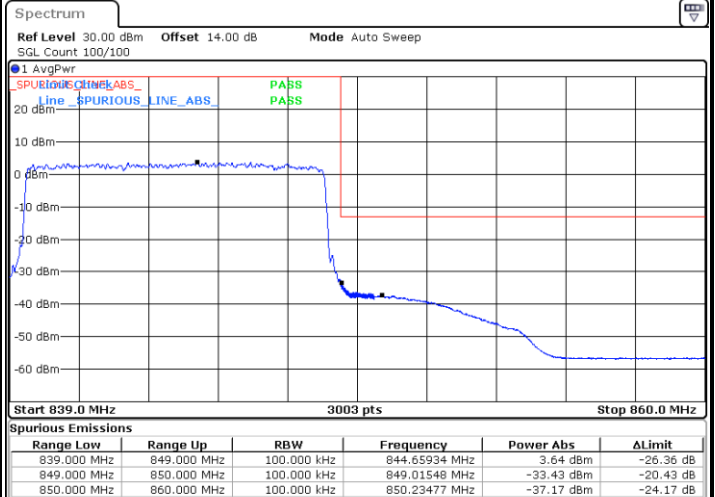
Date: 17.DEC.2020 00:53:23

Lowest Band Edge / Full RB



Date: 17.DEC.2020 00:41:01

Highest Band Edge / Full RB

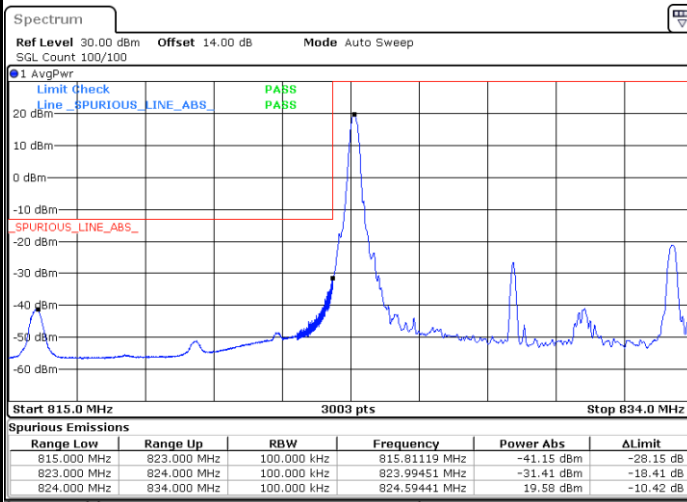


Date: 17.DEC.2020 00:55:42



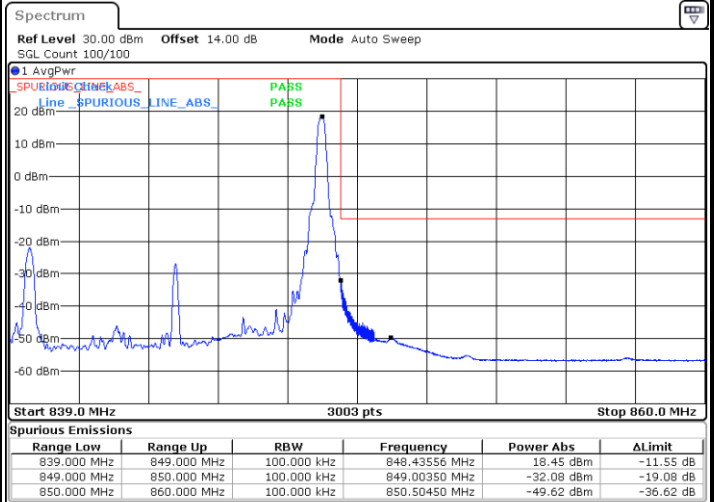
LTE Band 26 / 10MHz / 16QAM

Lowest Band Edge / 1 RB



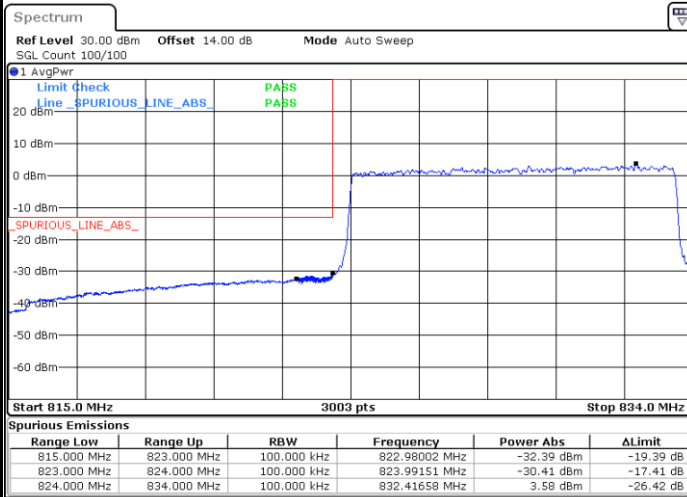
Date: 17.DEC.2020 00:43:00

Highest Band Edge / 1 RB



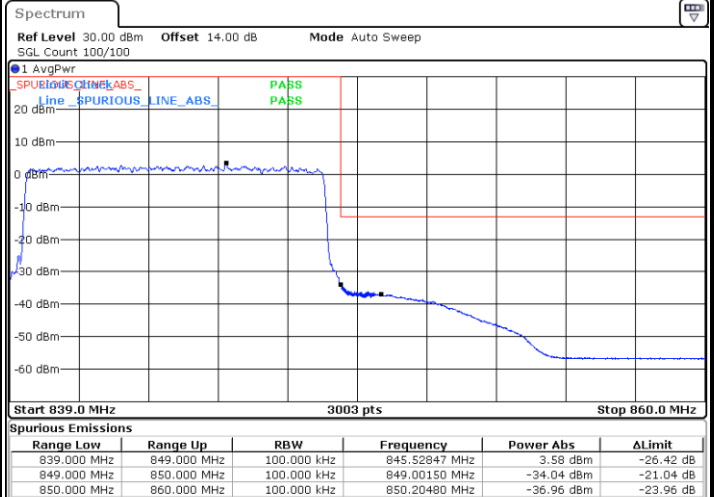
Date: 17.DEC.2020 00:54:33

Lowest Band Edge / Full RB



Date: 17.DEC.2020 00:41:47

Highest Band Edge / Full RB

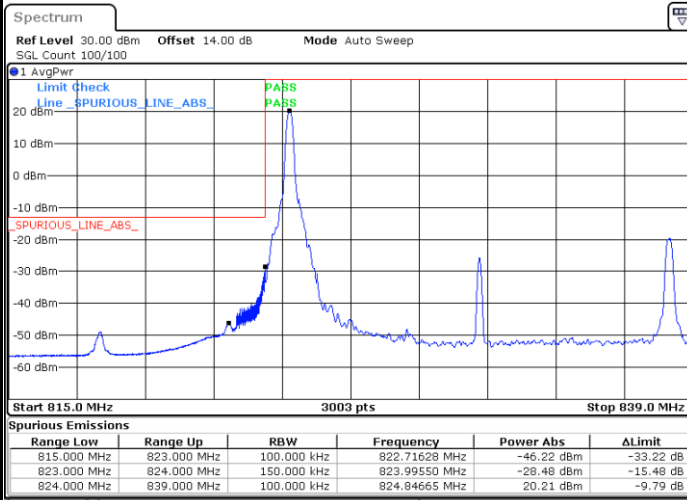


Date: 17.DEC.2020 00:55:07



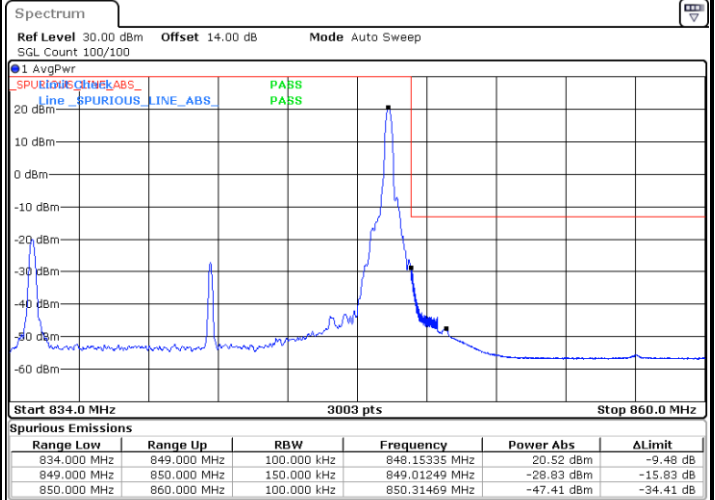
LTE Band 26 / 15MHz / QPSK

Lowest Band Edge / 1 RB



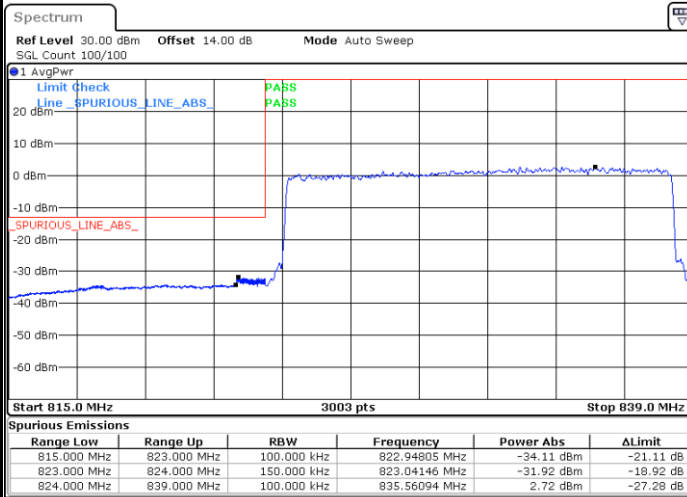
Date: 17.DEC.2020 00:59:37

Highest Band Edge / 1 RB



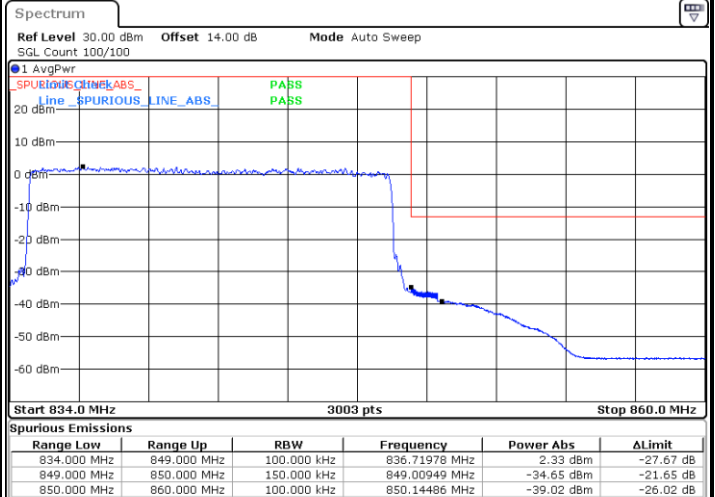
Date: 17.DEC.2020 01:23:16

Lowest Band Edge / Full RB



Date: 17.DEC.2020 00:58:07

Highest Band Edge / Full RB



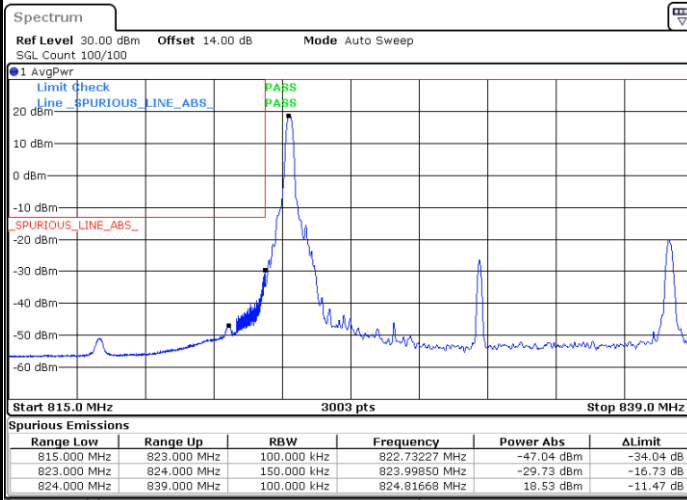
Date: 17.DEC.2020 01:25:39





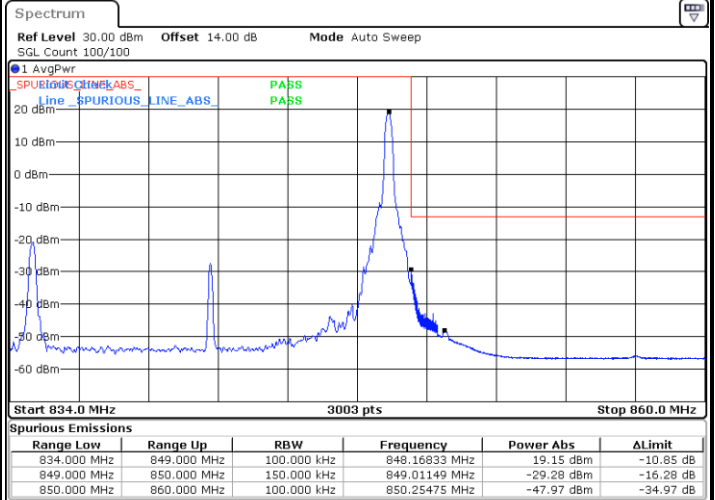
LTE Band 26 / 15MHz / 16QAM

Lowest Band Edge / 1 RB



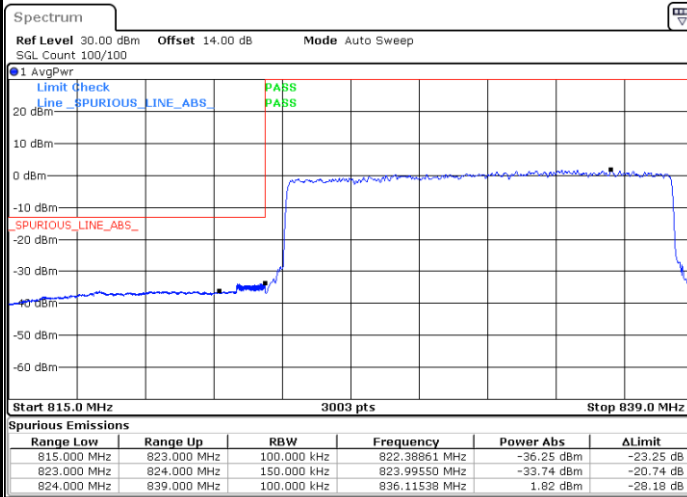
Date: 17.DEC.2020 00:59:07

Highest Band Edge / 1 RB



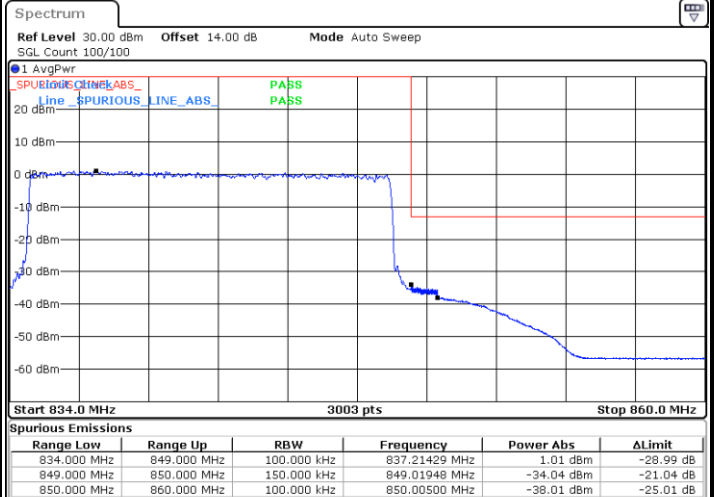
Date: 17.DEC.2020 01:24:28

Lowest Band Edge / Full RB



Date: 17.DEC.2020 00:58:36


Highest Band Edge / Full RB



Date: 17.DEC.2020 01:25:04



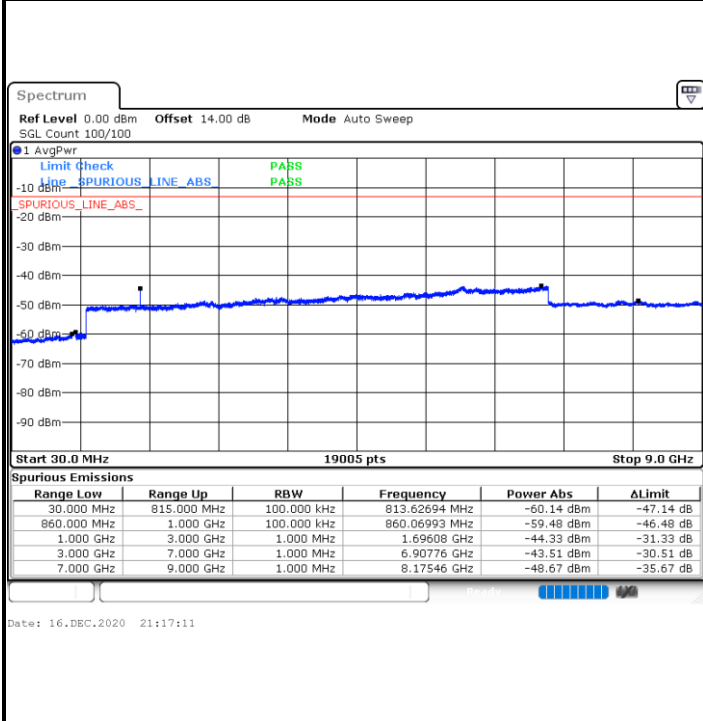
# Conducted Spurious Emission



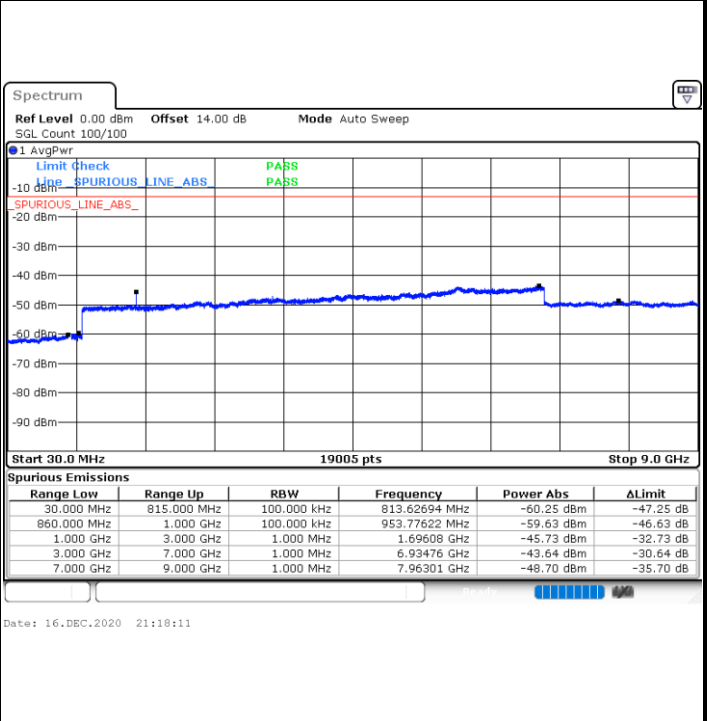


LTE Band 26 / 1.4MHz

Highest Channel / QPSK

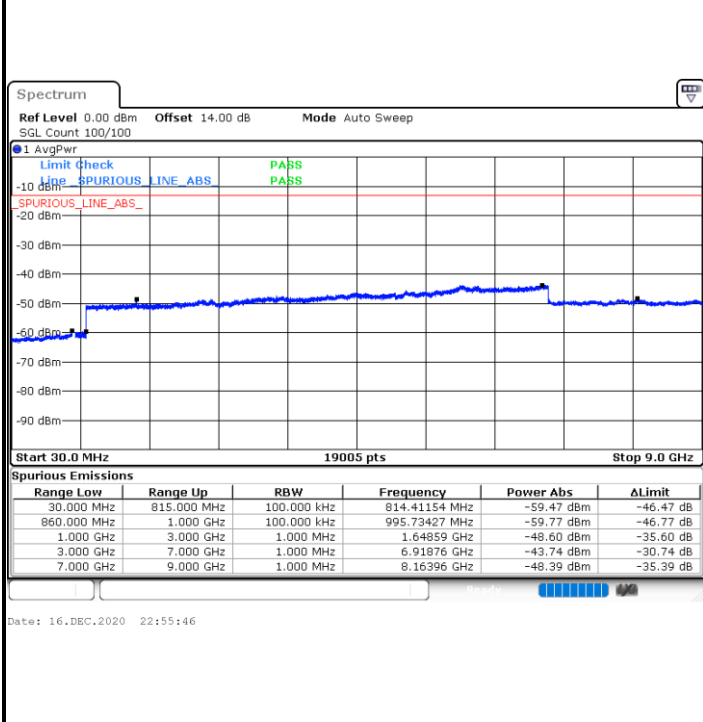


Highest Channel / 16QAM

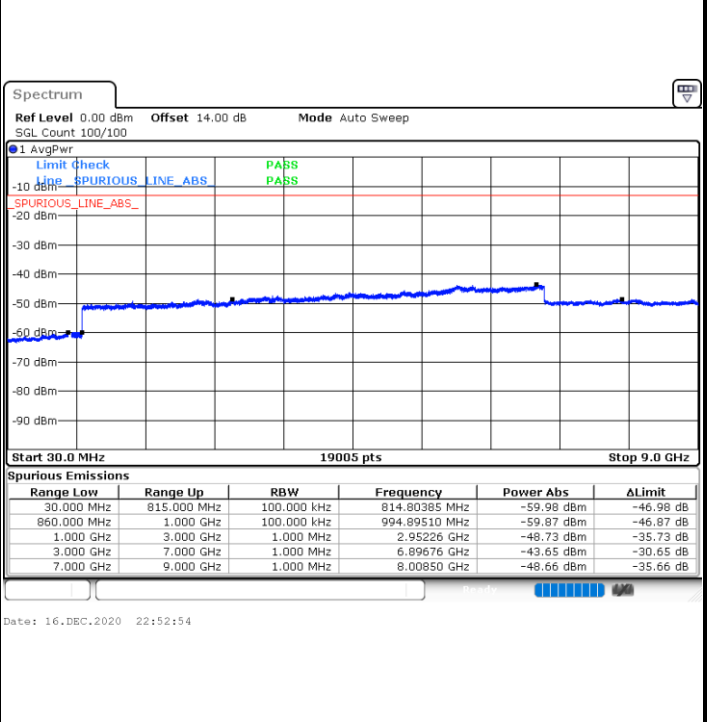


LTE Band 26 / 3MHz

Lowest Channel / QPSK



Lowest Channel / 16QAM

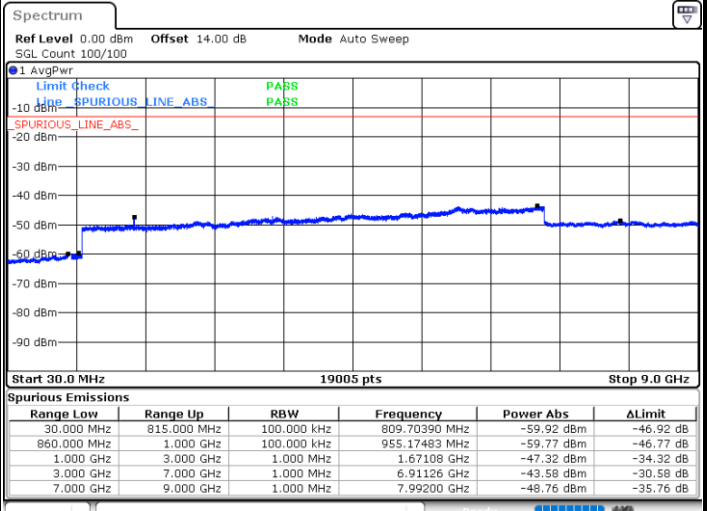
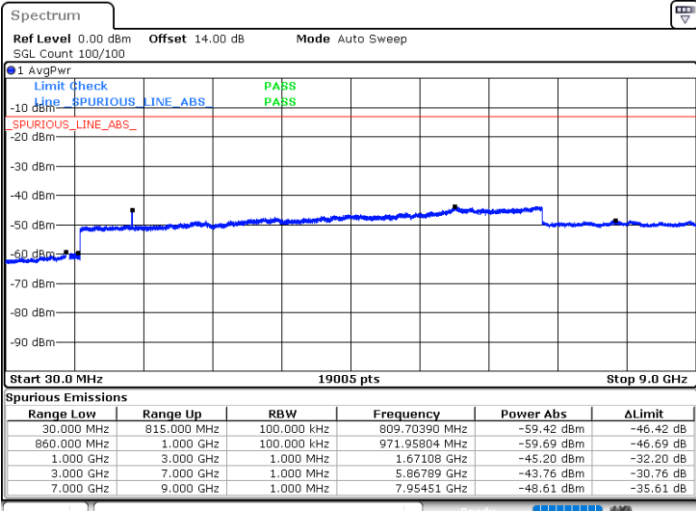




LTE Band 26 / 3MHz

Middle Channel / QPSK

Middle Channel / 16QAM

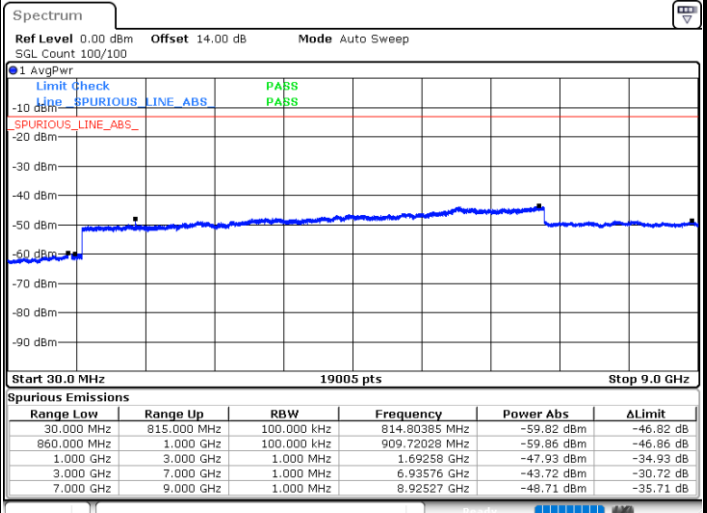
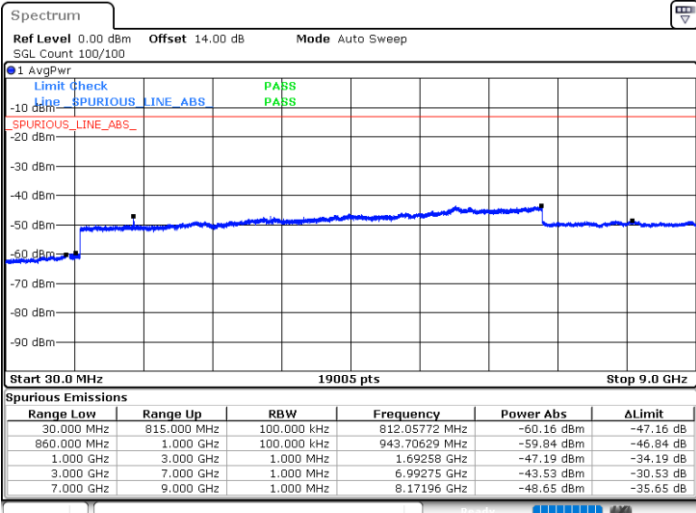


Date: 16.DEC.2020 23:29:46

Date: 16.DEC.2020 23:28:34

Highest Channel / QPSK

Highest Channel / 16QAM



Date: 16.DEC.2020 22:57:37

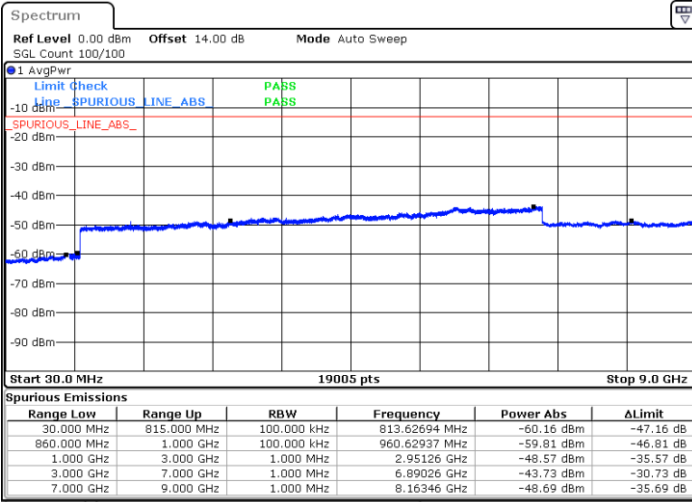
Date: 16.DEC.2020 22:58:51



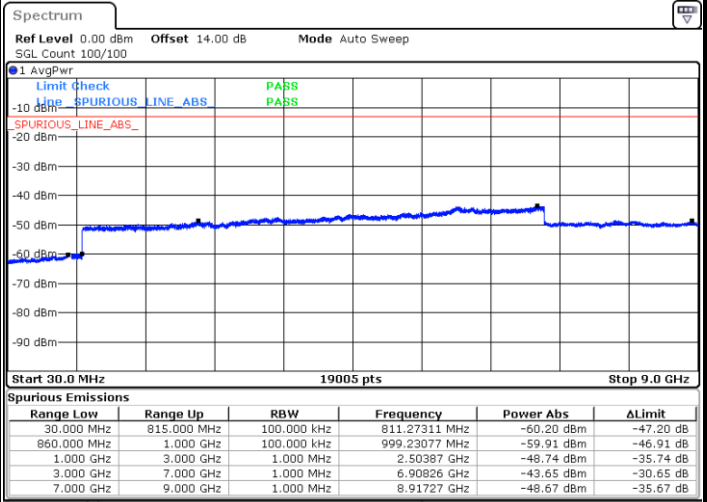
LTE Band 26 / 5MHz

Lowest Channel / QPSK

Lowest Channel / 16QAM



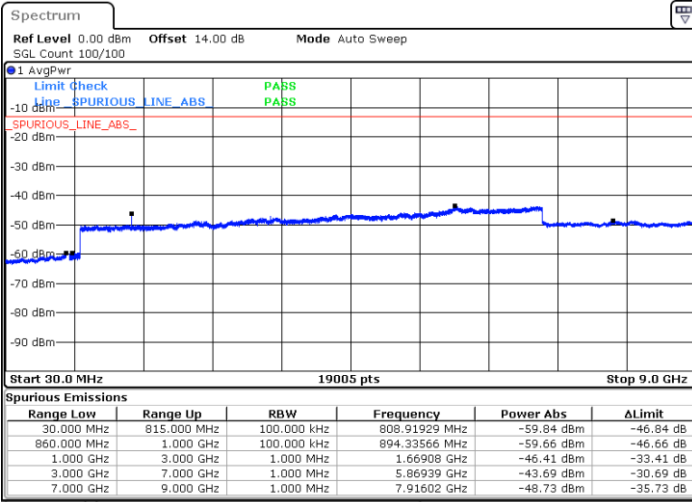
Date: 16.DEC.2020 23:48:57



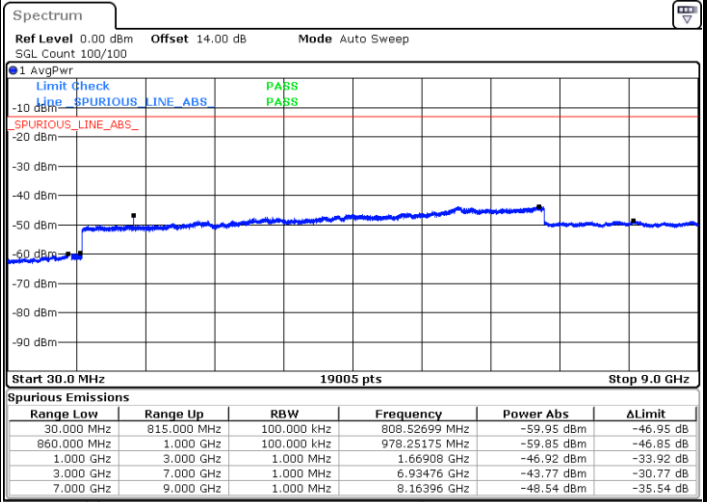
Date: 16.DEC.2020 23:46:53

Middle Channel / QPSK

Middle Channel / 16QAM



Date: 16.DEC.2020 23:32:23

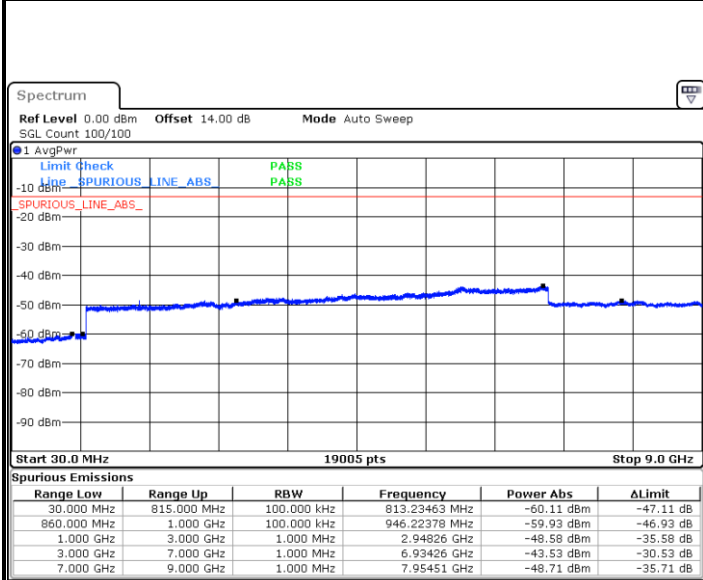


Date: 16.DEC.2020 23:33:07



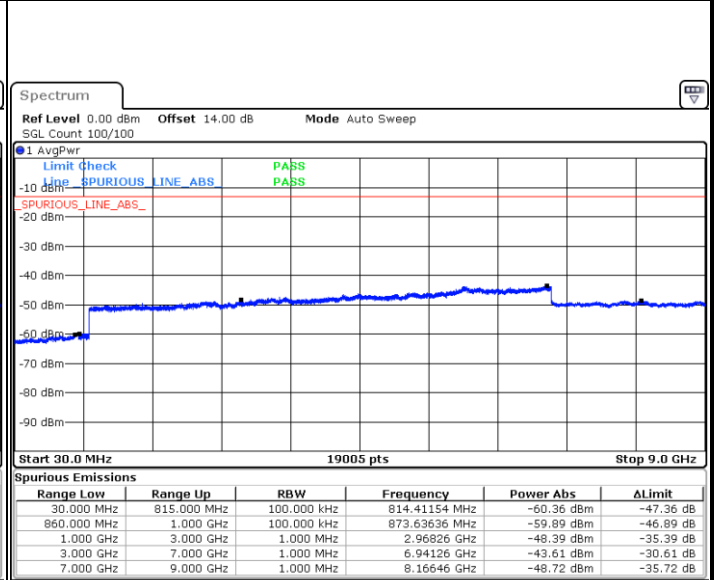
LTE Band 26 / 5MHz

Highest Channel / QPSK



Date: 16.DEC.2020 23:49:50

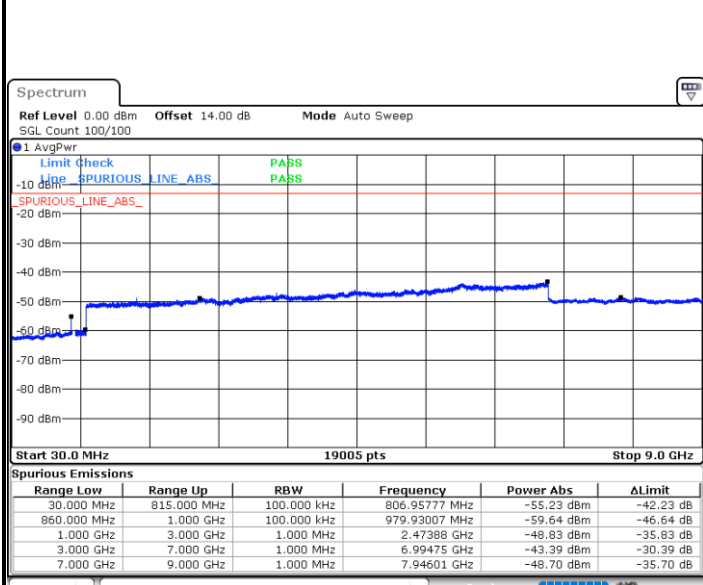
Highest Channel / 16QAM



Date: 16.DEC.2020 23:51:55

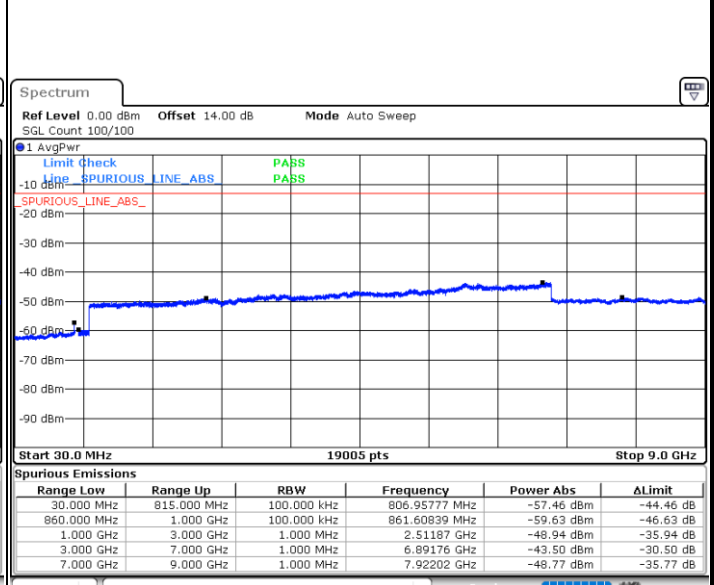
LTE Band 26 / 10MHz

Lowest Channel / QPSK



Date: 17.DEC.2020 00:44:04

Lowest Channel / 16QAM

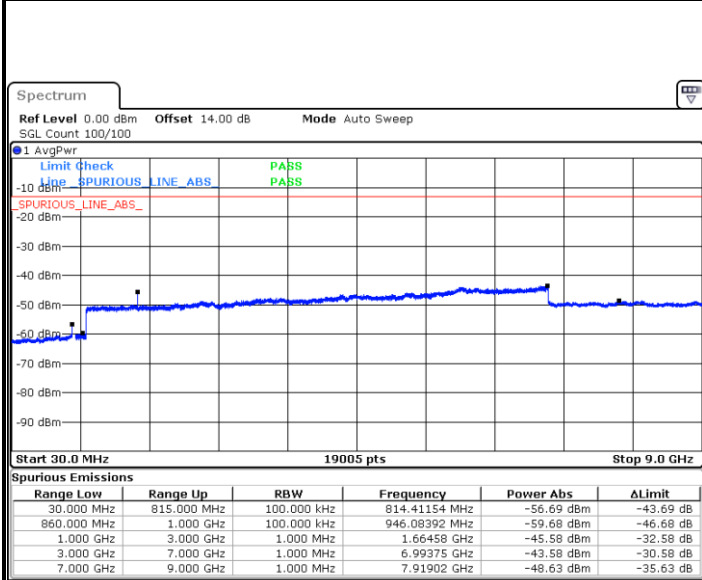


Date: 17.DEC.2020 00:45:20



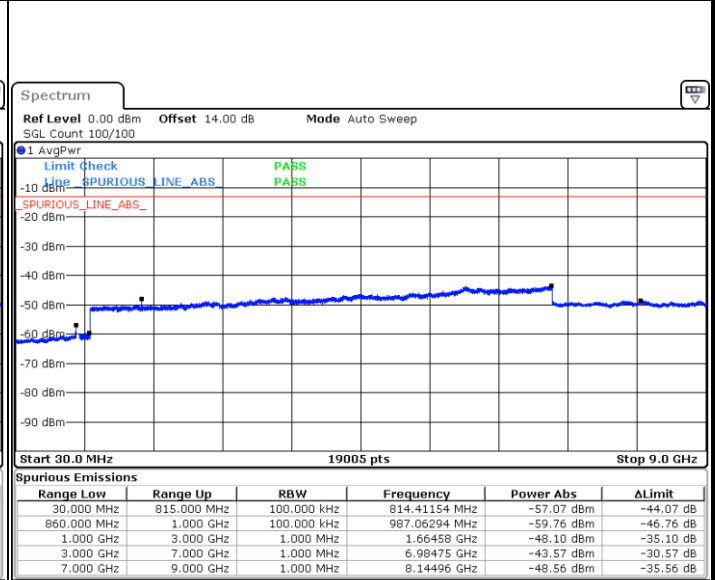
LTE Band 26 / 10MHz

Middle Channel / QPSK



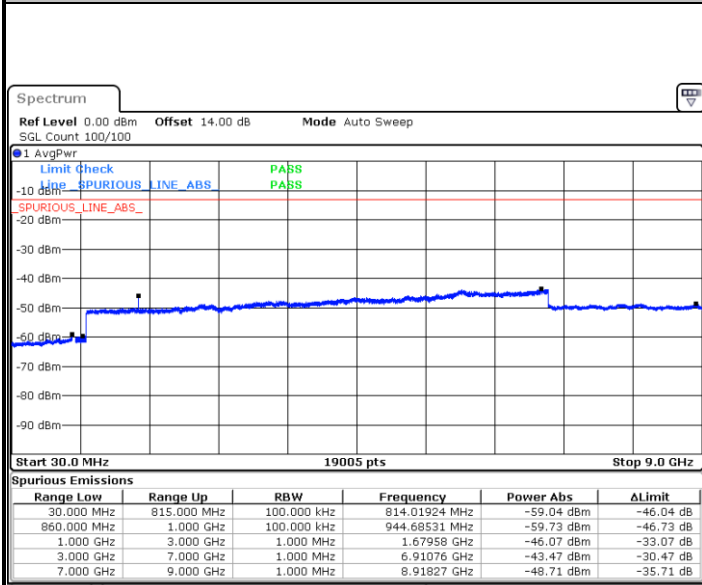
Date: 17.DEC.2020 00:48:10

Middle Channel / 16QAM



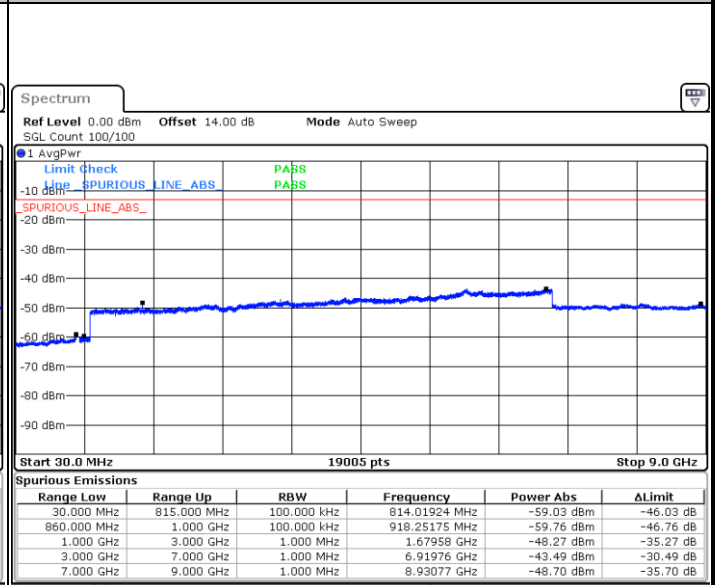
Date: 17.DEC.2020 00:49:16

Highest Channel / QPSK



Date: 17.DEC.2020 00:56:15

Highest Channel / 16QAM



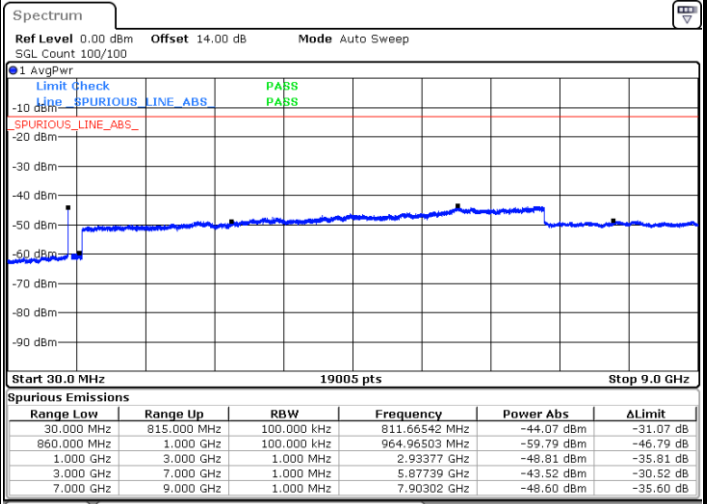
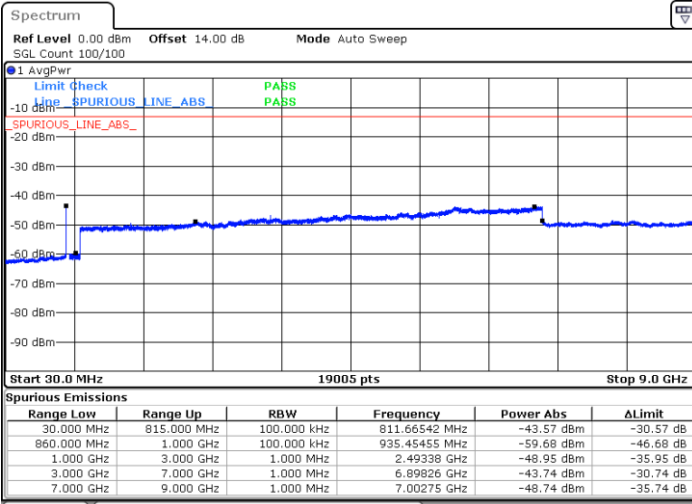
Date: 17.DEC.2020 00:56:46



LTE Band 26 / 15MHz

Lowest Channel / QPSK

Lowest Channel / 16QAM

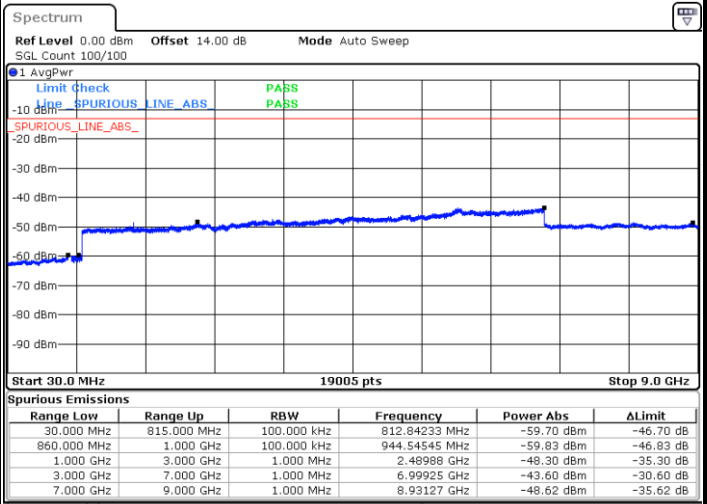
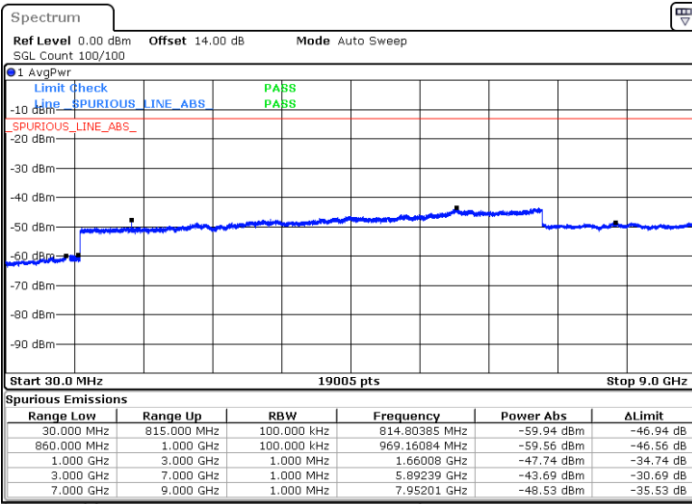


Date: 17.DEC.2020 01:00:32

Date: 17.DEC.2020 01:01:03

Middle Channel / QPSK

Middle Channel / 16QAM



Date: 17.DEC.2020 01:07:06

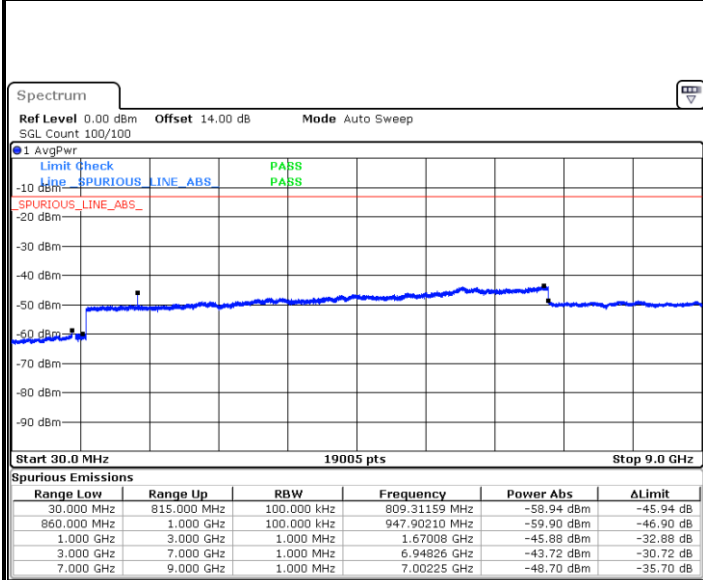
Date: 17.DEC.2020 01:19:52





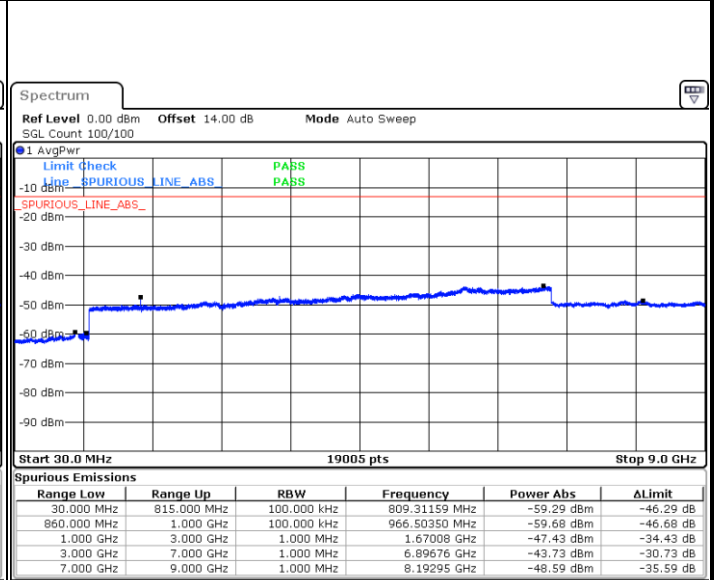
LTE Band 26 / 15MHz

Highest Channel / QPSK



Date: 17.DEC.2020 01:27:55

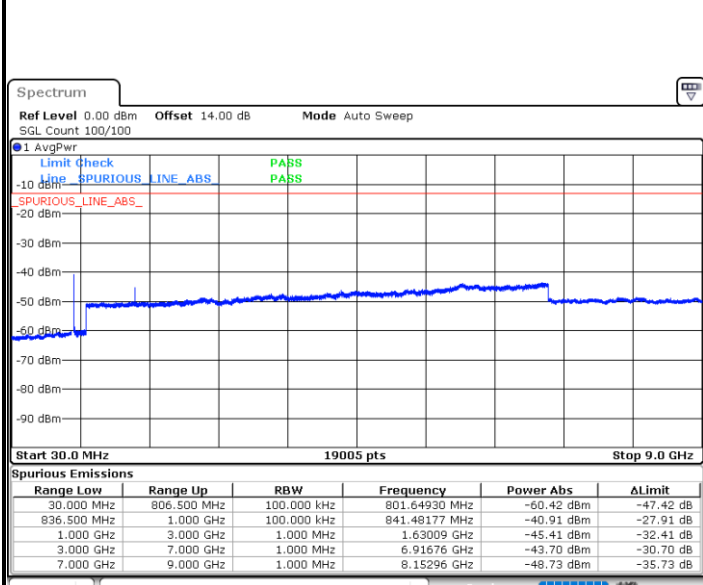
Highest Channel / 16QAM



Date: 17.DEC.2020 01:28:27

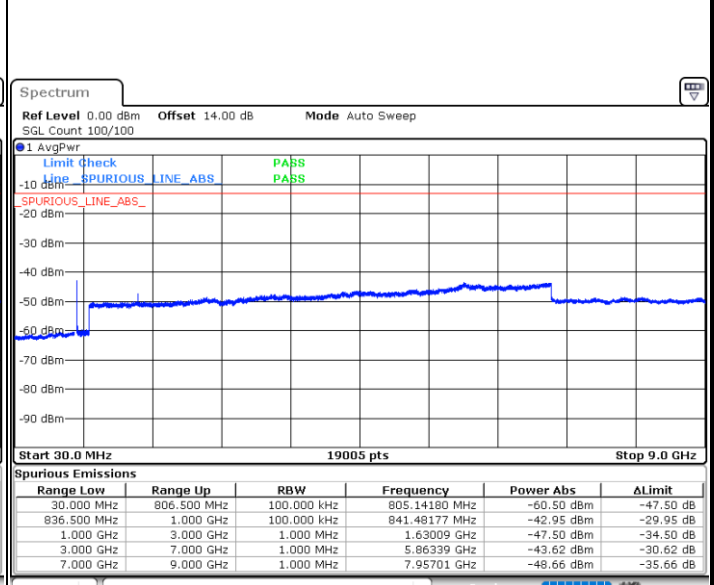
LTE Band 26 / 15MHz

Channel 26765 / QPSK



Date: 17.DEC.2020 04:50:51

Channel 26765 / 16QAM



Date: 17.DEC.2020 04:52:02



Frequency Stability

Test Conditions		LTE Band 26 (QPSK) / Middle Channel	Limit
Temperature (°C)	Voltage (Volt)	BW 10MHz	2.5ppm
		Deviation (ppm)	Result
50	Normal Voltage	0.0063	PASS
40	Normal Voltage	0.0069	
30	Normal Voltage	0.0050	
20(Ref.)	Normal Voltage	0.0000	
10	Normal Voltage	0.0104	
0	Normal Voltage	0.0055	
-10	Normal Voltage	0.0066	
-20	Normal Voltage	0.0018	
-30	Normal Voltage	0.0067	
20	Maximum Voltage	0.0012	
20	Normal Voltage	0.0000	
20	Battery End Point	0.0005	

Note: Normal Voltage =3.8 V. ; Battery End Point (BEP) =3.4 V. ; Maximum Voltage =4.2 V.



## Appendix B. Test Results of Radiated Test

### Radiated Spurious Emission

LTE Band 4 / 1.4MHz / QPSK									
Channel	Frequency ( MHz )	EIRP ( dBm )	Limit ( dBm )	Over Limit ( dB )	SPA Reading (dBm)	S.G. Power ( dBm )	TX Cable loss ( dB )	TX Antenna Gain (dBi)	Polarization (H/V)
Middle	3463.74	-41.90	-13	-28.90	-54.63	-48.75	5.65	12.50	H
	5195.61	-48.38	-13	-35.38	-65.94	-54.05	7.13	12.80	H
	6927.48	-56.81	-13	-43.81	-77.65	-60.21	8.40	11.80	H
	3463.74	-47.41	-13	-34.41	-60.69	-54.26	5.65	12.50	V
	5195.61	-51.24	-13	-38.24	-68.75	-56.91	7.13	12.80	V
	6927.48	-56.57	-13	-43.57	-77.41	-59.97	8.40	11.80	V

Remark: Spurious emissions within 30-1000MHz were found more than 20dB below limit line.

LTE Band 12 / 10MHz / QPSK									
Channel	Frequency ( MHz )	ERP ( dBm )	Limit ( dBm )	Over Limit ( dB )	SPA Reading (dBm)	S.G. Power ( dBm )	TX Cable loss ( dB )	TX Antenna Gain (dBi)	Polarization (H/V)
Middle	1406	-52.18	-13	-39.18	-60.26	-55.43	4.00	9.40	H
	2109	-51.12	-13	-38.12	-60.88	-54.69	4.88	10.60	H
	2812	-49.47	-13	-36.47	-61.49	-54.40	5.52	12.60	H
	3515	-55.40	-13	-42.40	-68.72	-59.87	6.00	12.62	H
	4218	-52.13	-13	-39.13	-68.04	-55.54	7.14	12.70	H
	1406	-49.16	-13	-36.16	-57.32	-52.41	4.00	9.40	V
	2109	-46.38	-13	-33.38	-56.51	-49.95	4.88	10.60	V
	2812	-44.38	-13	-31.38	-56.64	-49.31	5.52	12.60	V
	3515	-55.11	-13	-42.11	-68.96	-59.58	6.00	12.62	V
	4218	-51.85	-13	-38.85	-67.89	-55.26	7.14	12.70	V

Remark: Spurious emissions within 30-1000MHz were found more than 20dB below limit line.



LTE Band 13 / 5MHz / QPSK									
Channel	Frequency ( MHz )	ERP ( dBm )	Limit ( dBm )	Over Limit ( dB )	SPA Reading (dBm)	S.G. Power ( dBm )	TX Cable loss ( dB )	TX Antenna Gain (dBi)	Polarization (H/V)
Middle	1559.5	-54.16	-40	-14.16	-60.94	-57.41	4.00	9.40	H
	2339.25	-55.21	-13	-42.21	-66.00	-58.78	4.88	10.60	H
	3119	-61.72	-13	-48.72	-74.61	-66.65	5.52	12.60	H
	1559.5	-58.11	-40	-18.11	-65.10	-61.36	4.00	9.40	V
	2339.25	-53.19	-13	-40.19	-64.37	-56.76	4.88	10.60	V
	3119	-61.47	-13	-48.47	-74.87	-66.40	5.52	12.60	V

Remark: Spurious emissions within 30-1000MHz were found more than 20dB below limit line.

LTE Band 13 / 10MHz / QPSK									
Channel	Frequency ( MHz )	ERP ( dBm )	Limit ( dBm )	Over Limit ( dB )	SPA Reading (dBm)	S.G. Power ( dBm )	TX Cable loss ( dB )	TX Antenna Gain (dBi)	Polarization (H/V)
Middle	1559.5	-63.33	-40	-23.33	-70.11	-66.58	4.00	9.40	H
	2339.25	-63.74	-13	-50.74	-74.53	-67.31	4.88	10.60	H
	3119	-62.10	-13	-49.10	-74.99	-67.03	5.52	12.60	H
	1559.5	-62.31	-40	-22.31	-69.30	-65.56	4.00	9.40	V
	2339.25	-63.34	-13	-50.34	-74.52	-66.91	4.88	10.60	V
	3119	-61.65	-13	-48.65	-75.05	-66.58	5.52	12.60	V

Remark: Spurious emissions within 30-1000MHz were found more than 20dB below limit line.

LTE Band 25 / 20MHz / QPSK									
Channel	Frequency ( MHz )	EIRP ( dBm )	Limit ( dBm )	Over Limit ( dB )	SPA Reading (dBm)	S.G. Power ( dBm )	TX Cable loss ( dB )	TX Antenna Gain (dBi)	Polarization (H/V)
Middle	3747	-59.60	-13	-46.60	-74.23	-66.35	5.85	12.60	H
	5620.5	-55.72	-13	-42.72	-73.45	-61.52	7.30	13.10	H
	7494	-54.69	-13	-41.69	-77.04	-57.84	8.35	11.50	H
	3747	-59.58	-13	-46.58	-74.42	-66.33	5.85	12.60	V
	5620.5	-52.28	-13	-39.28	-69.92	-58.08	7.30	13.10	V
	7494	-54.87	-13	-41.87	-77.14	-58.02	8.35	11.50	V

Remark: Spurious emissions within 30-1000MHz were found more than 20dB below limit line.



LTE Band 26 / 15MHz / QPSK									
Channel	Frequency ( MHz )	ERP ( dBm )	Limit ( dBm )	Over Limit ( dB )	SPA Reading (dBm)	S.G. Power ( dBm )	TX Cable loss ( dB )	TX Antenna Gain (dBi)	Polarization (H/V)
Middle	1659.5	-49.76	-13	-36.76	-56.02	-53.01	4.00	9.40	H
	2489.25	-41.68	-13	-28.68	-51.98	-45.25	4.88	10.60	H
	3319	-41.37	-13	-28.37	-53.62	-46.30	5.52	12.60	H
	4148.75	-45.83	-13	-32.83	-61.46	-50.30	6.00	12.62	H
	4978.5	-58.19	-13	-45.19	-75.61	-61.60	7.14	12.70	H
	1659.5	-50.86	-13	-37.86	-56.93	-54.11	4.00	9.40	V
	2489.25	-38.10	-13	-25.10	-48.75	-41.67	4.88	10.60	V
	3319	-36.69	-13	-23.69	-49.36	-41.62	5.52	12.60	V
	4148.75	-42.45	-13	-29.45	-58.23	-46.92	6.00	12.62	V
4978.5	-55.74	-13	-42.74	-73.10	-59.15	7.14	12.70	V	

Remark: Spurious emissions within 30-1000MHz were found more than 20dB below limit line.