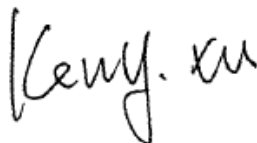


Human Exposure Report

Application No.: SZEM1812001132CR
Applicant: SHENZHEN LANNENGSHITONG ELECTRONICS CO., LTD
Address of Applicant: Floor3 No.40 xinhe road shangmugu village Pinghu neighborhood Longgang District, Shenzhen, China 518110
Manufacturer: SHENZHEN LANNENGSHITONG ELECTRONICS CO., LTD
Address of Manufacturer: Floor3 No.40 xinhe road shangmugu village Pinghu neighborhood Longgang District, Shenzhen, China 518110
Factory: SHENZHEN LANNENGSHITONG ELECTRONICS CO., LTD
Address of Factory: Floor3 No.40 xinhe road shangmugu village Pinghu neighborhood Longgang District, Shenzhen, China 518110
Equipment Under Test (EUT):
EUT Name: Ubiolabs Wireless Charging Pad and Hub
Model No.: AWC1036
Trade mark: Ubiolabs
FCC ID: 2APNH-AWC1036
Standards: 47 CFR PART 1, Subpart I, Section 1.1310
 47 CFR PART 2, Subpart J, Section 2.1091
Date of Receipt: 2018-12-28
Date of Test: 2019-01-03 to 2019-03-26
Date of Issue: 2019-03-27

Test Result :	Pass*
----------------------	--------------

* In the configuration tested, the EUT complied with the standards specified above





Keny Xu
 EMC Laboratory Manager





<i>Revision Record</i>				
<i>Version</i>	<i>Chapter</i>	<i>Date</i>	<i>Modifier</i>	<i>Remark</i>
01		2019-03-27		Original

Authorized for issue by:			
			
		<hr/>	
		Leo Li /Project Engineer	
			
		<hr/>	
		Eric Fu /Reviewer	



2 Contents

1	COVER PAGE	1
2	CONTENTS	3
3	GENERAL INFORMATION	4
3.1	DETAILS OF E.U.T.	4
3.2	DESCRIPTION OF SUPPORT UNITS	4
3.3	TEST LOCATION	5
3.4	TEST FACILITY	5
3.5	DEVIATION FROM STANDARDS	5
3.6	ABNORMALITIES FROM STANDARD CONDITIONS	5
4	EQUIPMENTS USED DURING TEST	6
5	TEST RESULTS.....	7
5.1	RF EXPOSURE TEST	7
5.1.1	<i>E.U.T. Operation</i>	7
5.1.2	<i>Measurement Data</i>	8
6	PHOTOGRAPHS.....	9
6.1	TEST SETUP PHOTOS	9



3 General Information

3.1 Details of E.U.T.

Power supply: Adapter Model: CHG1085
 Input: AC110-240V 50/60Hz 0.7A
 Output: DC 9V/3A Max

Input: DC 9V/3A Max
 USB-A output: 5V2.4A
 WPC Output: 5W(DC 5V/1A), 7.5W(DC 5V1.5A), 10W(DC 9V/1.1A)

Cable: DC cable: 50cm shielded

Antenna Type: Loop Antenna

Modulation Type: Load Modulation

Operation Frequency: 126.73kHz to 205.19kHz

Remark: Tests were conducted in all three load modes and the worst case(10W) is reported only.

3.2 Description of Support Units

E-charging Load	Customer supply	N/A	N/A
Mobile Phone	SAMSUNG	SM-G9500	R28J9140LPB



3.3 Test Location

All tests were performed at:

SGS-CSTC Standards Technical Services Co., Ltd., Shenzhen Branch E&E Lab,

No. 1 Workshop, M-10, Middle section, Science & Technology Park, Shenzhen, Guangdong, China 518057.

Tel: +86 755 2601 2053 Fax: +86 755 2671 0594

No tests were sub-contracted.

3.4 Test Facility

The test facility is recognized, certified, or accredited by the following organizations:

- **CNAS (No. CNAS L2929)**

CNAS has accredited SGS-CSTC Standards Technical Services Co., Ltd. Shenzhen Branch EMC Lab to ISO/IEC 17025:2005 General Requirements for the Competence of Testing and Calibration Laboratories (CNAS-CL01 Accreditation Criteria for the Competence of Testing and Calibration Laboratories) for the competence in the field of testing.

- **A2LA (Certificate No. 3816.01)**

SGS-CSTC Standards Technical Services Co., Ltd., Shenzhen EMC Laboratory is accredited by the American Association for Laboratory Accreditation (A2LA). Certificate No. 3816.01.

- **VCCI**

The 3m Fully-anechoic chamber for above 1GHz, 10m Semi-anechoic chamber for below 1GHz, Shielded Room for Mains Port Conducted Interference Measurement and Telecommunication Port Conducted Interference Measurement of SGS-CSTC Standards Technical Services Co., Ltd. have been registered in accordance with the Regulations for Voluntary Control Measures with Registration No.: G-20026, R-14188, C-12383 and T-11153 respectively.

- **FCC –Designation Number: CN1178**

SGS-CSTC Standards Technical Services Co., Ltd., Shenzhen EMC Laboratory has been recognized as an accredited testing laboratory.

Designation Number: CN1178. Test Firm Registration Number: 406779.

- **Innovation, Science and Economic Development Canada**

SGS-CSTC Standards Technical Services Co., Ltd., Shenzhen EMC Laboratory has been recognized by ISED as an accredited testing laboratory.

CAB identifier: CN0006.

IC#: 4620C.

3.5 Deviation from Standards

None.

3.6 Abnormalities from Standard Conditions

None.



4 Equipments Used during Test

Item	Test Equipment	Manufacturer	Model No.	Inventory No.	Cal. Due date
1	Electric and Magnetic Field Analyzer	Narda	EHP-50F	EMC092	2020-02-06



5 Test Results

5.1 RF Exposure test

Test Requirement: 47 CFR PART 1, Subpart I, Section 1.1310

Measurement Distance: 15cm

Limit:

Frequency range (MHz)	Electric field strength (V/m)	Magnetic field strength (A/m)	Power density (mW/cm ²)	Averaging time (minutes)
(A) Limits for Occupational/Controlled Exposures				
0.3-3.0	614	1.63	*(100)	6
3.0-30	1842/f	4.89/f	*(900/f ²)	6
30-300	61.4	0.163	1.0	6
300-1500	/	/	f/300	6
1500-100,000	/	/	5	6
(B) Limits for General Population/Uncontrolled Exposure				
0.3-1.34	614	1.63	*(100)	30
1.34-30	824/f	2.19/f	*(180/f ²)	30
30-300	27.5	0.073	0.2	30
300-1500	/	/	f/1500	30
1500-100,000	/	/	1.0	30

F=frequency in MHz

*=Plane-wave equivalent power density

RF exposure compliance will need to be determined with respect to 1.1307(c) and (d) of the FCC rules. The emissions should be within the limits at 300kHz in Table 1 of 1.1310(use the 300kHz limits for 150kHz:614V/m,1.63A/m).

5.1.1 E.U.T. Operation

Operating Environment:

Temperature: 24.5 °C Humidity: 52% RH Atmospheric Pressure: 1015 mbar

EUT Operation:

This device has been tested the worst status of full load and the device has been tested with mobile phone at zero charge, intermediate charge, and full charge.



5.1.2 Measurement Data

Output Voltage=DC 9V; The max output power =10W;Calculation of resistor value=8.1Ω

Magnetic Field Emissions

Operation frequency	Test Distance (cm)	Test Position	Probe Measure Result (A/m)	50% Limit (A/m)
188.3 kHz	15	Side 1	0.0193	0.815
		Side 2	0.0218	0.815
		Side 3	0.0182	0.815
		Side 4	0.0207	0.815
		Top	0.0164	0.815

Mobile phone has been charge at zero charge, intermediate charge, and full charge.

Magnetic Field Emissions

Operation frequency	Test Distance (cm)	Test Position	Probe Measure Result(A/m)			50%Limit (A/m)
			zero charge	intermediate charge	full charge	
188.3 kHz	15	Side 1	0.0203	0.0187	0.0162	0.815
		Side 2	0.0225	0.0213	0.0196	0.815
		Side 3	0.0197	0.0181	0.0164	0.815
		Side 4	0.0224	0.0217	0.0183	0.815
		Top	0.0178	0.0155	0.0139	0.815





6 Photographs

6.1 Test setup photos

Please refer to RF Exposure Setup Photos.

- End of the Report -

