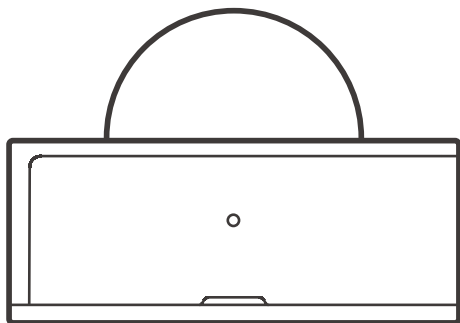


SONOFF

PIR3-RF

User manual V1.0



Motion Sensor

本设备需要连接 SONOFF 433MHz RF Bridge 进行智能操作,可与其他产品互联互通。

ⓘ 设备支持其他无线协议为433MHz的网关,具体以实际产品为准。

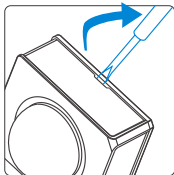
使用说明

1. 下载“易微联”APP

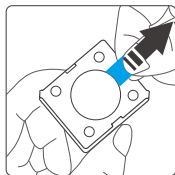


Android™ & iOS

2. 取出电池绝缘片



>



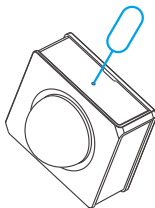
ⓘ 设备分带电池和不带电池版本。

3. 添加子设备

ⓘ 添加子设备前,请先连接网关。



>

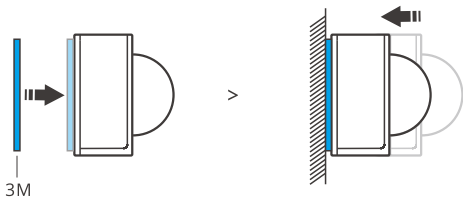


打开eWeLink APP, 选择要连接的网关, 点击 "添加" 选择报警器, 听到“滴”一声, 网关进入配对模式, 然后短按设备配对按钮(或设备感应到有人移动), 红灯常亮1秒并听到网关发出“滴滴”两声, 即添加完成。

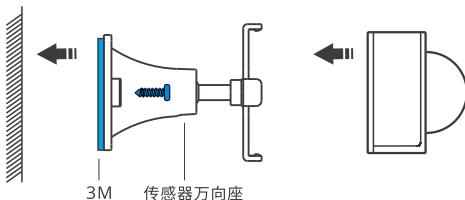
⊙ 如添加失败, 请将设备移近网关后再重新添加。

安装设备

方法1:



方法2:



⊙ 传感器万向座需另行购买。

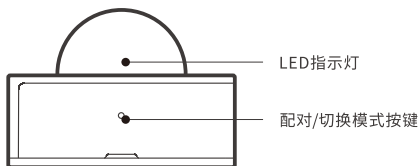
⊙ 请勿安装在金属表面, 否则会影响无线通讯距离。

⊙ 设备重量 < 1Kg, 建议安装高度 < 2米。

产品参数

产品型号	PIR3-RF
RF	433MHz
供电	3V 纽扣电池(电池型号:CR2450)
探测距离	≥7m(实验室测试数据)
探测角度	110°
工作温度	-10°C~40°C
工作湿度	10-90%RH(无冷凝)
外壳材料	PC
产品规格	40x35x28mm

产品介绍



LED指示灯状态

指示灯状态	状态描述
红灯常亮1秒	有人移动
红灯常亮5秒	切换至在家模式
红灯闪烁2下	电池电量低提示
绿灯常亮5秒	切换至离家模式

产品特点

PIR3-RF是一款低功耗的运动传感器,可实时感应当环境是否有移动物体,通过添加场景联动设置控制其他设备。



低功耗



移动感应



报警消息推送



分享功能



场景联动

(通过网关进行设备分享)

使用模式

设备分“普通”和“警戒”两种模式,出厂默认为警戒模式。

在“警戒模式”下,长按切换模式按键5秒至红灯常亮5秒,则切换至普通模式。

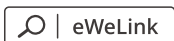
在“普通模式”下,长按切换模式按键5秒至绿灯常亮5秒,则切换至警戒模式。

The device can be operated intelligently via working with the SONOFF 433MHz RF Bridge to communicate with other devices.

- ⓘ The device can work with other gateways supporting 433MHz wireless protocol. Detailed information is in accordance with the final product.

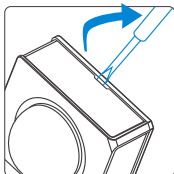
Operation instruction

1. Download APP

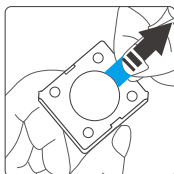


Android™ & iOS

2. Pull out the battery insulation sheet



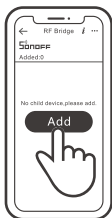
>



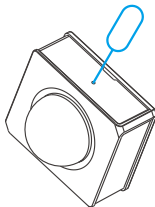
- ⓘ The device has the version with battery and without battery (Battery model: CR2450).

3. Add sub-devices

- ⓘ Connect the Bridge before adding the sub-device.



>

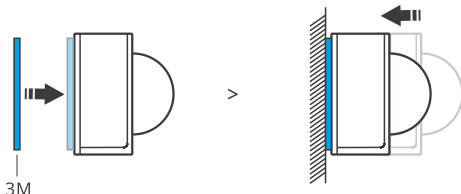


Launch eWeLink APP, select the Bridge to be paired, tap "Add" and select "Alarm", and you will hear a "Beep" that indicates the Bridge enters the pairing mode, then short press the pairing button on the device (or make the device detect the movement) that the pairing is successful when the red LED keeps on for 1s and the Bridge makes a "Beep-Beep" sound.

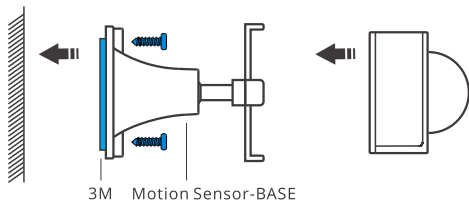
⚠ If the addition failed, move the sub-device closer to the Bridge and try again.

Installation methods

Method 1:



Method 2:

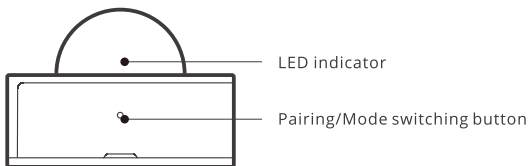


- ⚠ The motion sensor-base is not included, please purchase it separately.
- ⚠ Do not install on the metal surface, otherwise it will affect the wireless communication distance.
- ⚠ The device weight is less than 1 kg. The installation height of less than 2 m is recommended.

Specifications

Model	PIR3-RF
RF	433MHz
Power supply	3V button cell(Battery model: CR2450)
Detection Distance	≥7m (Indoor space)
Detection angle	110°
Working temperature	-10°C~40°C
Working humidity	10-90%RH (non-condensing)
Material	PC
Dimension	40x35x28mm

Product Introduction



LED indicator status instruction

LED indicator status	Status instruction
Red LED is stays on for 1s	A movement is detected
Red LED is stays on for 5s	Switched to the "home" mode
Red LED flashes twice	Low-battery notification
Green LED is stays on for 5s	Switched to the "away" mode

Features

PIR3-RF is a 433MHz low-energy motion sensor that can detect the movement of objects in real time. Connect it with the Bridge and you can create a smart scene to trigger other devices.



Low-energy



Movement detection



Alarm push
notification



Share control
(available for
SONOFF 433MHz
RF Bridge)



Smart scene

Application Modes

The device has the "Normal" and "Alert" mode. The "Alert" mode is set by the factory default.

In the "Alert" mode, long press the mode switching button for 5s until the LED indicator stays solid red for 5s, which means the device enters the "Normal" mode.

In the "Normal" mode, long press the mode switching button for 5s until the LED indicator stays solid green for 5s, which means the device enters the "Alert" mode.

FCC Warning

Changes or modifications not expressly approved by the party responsible for compliance could avoid the user's authority to operate the equipment.

This device complies with part 15 of the FCC Rules. Operation is subject to the following two conditions: (1) This device may not cause harmful interference, and (2) this device must accept any interference received, including interference that may cause undesired operation.

FCC Radiation Exposure Statement:

This equipment complies with FCC radiation exposure limits set forth for an uncontrolled environment. This transmitter must not be co-located or operating in conjunction with any other antenna or transmitter.

Note:

This equipment has been tested and found to comply with the limits for a Class B digital device, pursuant to part 15 of the FCC Rules. These limits are designed to provide reasonable protection against harmful interference in a residential installation. This equipment generates, uses and can radiate radio frequency energy and, if not installed and used in accordance with the instructions, may cause harmful interference to radio communications. However, there is no guarantee that interference will not occur in a particular installation. If this equipment does cause harmful interference to radio or television reception, which can be determined by turning the equipment off and on, the user is encouraged to try to correct the interference by one or more of the following measures:

- Reorient or relocate the receiving antenna.
- Increase the separation between the equipment and receiver.
- Connect the equipment into an outlet on a circuit different from that to which the receiver is connected.
- Consult the dealer or an experienced radio/TV technician for help.

Hereby, Shenzhen Sonoff Technologies Co., Ltd. declares that the radio equipment type PIR3-RF is in compliance with Directive 2014/53/EU. The full text of the EU declaration of conformity is available at the following internet address:

<https://sonoff.tech/usermanuals>

The logo features the word "SONOFF" in a bold, black, sans-serif font. Above the letter "O" in "SONOFF", there are three curved lines representing a wireless signal or radio waves.

Shenzhen Sonoff Technologies Co., Ltd.

1001, BLDG8, Lianhua Industrial Park, shenzhen, GD, China
ZIP code: 518000 Website: sonoff.tech

MADE IN CHINA

