

EXHIBIT D - TEST SETUP PHOTOGRAPHS

Conducted Emissions Front View M1



Conducted Emissions Side View M1



Conducted Emissions Front View M2




Conducted Emissions Side View M2



Radiated Emission Below 30M View M1



Radiated Emission Below 1GHz View M1



Radiated Emission Below 30M View M2



Radiated Emission Below 1GHz View M2



**H-field Strength
Test Mode 1:**

Position A: 15 cm



Position B: 15 cm




Position C: 15 cm



Position D: 15 cm



Position E: 20 cm



Test Mode 2:


Position A: 15 cm



Position B: 15 cm




Position C: 15 cm



Position D: 15 cm



Position E: 20 cm



**E-field Strength
Test Mode 1:**

Position A: 15 cm



Position B: 15 cm




Position C: 15 cm



Position D: 15 cm



Position E: 20 cm



Test Mode 2:

Position A: 15 cm



Position B: 15 cm



Position C: 15 cm



Position D: 15 cm



Position E: 20 cm

