


EXHIBIT D - TEST SETUP PHOTOGRAPHS

Top coil:

Conducted Emissions Front View



Conducted Emissions Side View



Radiated Emission Below 30M View



Radiated Emission Below 1GHz View



**H-Filed Strength View
Top Side(20cm)**




Back Side(15cm)



Front Side(15cm)




Right Side(15cm)



Left Side(15cm)




**E-Filed Strength View
Top Side(20cm)**



Back Side(15cm)



Front Side(15cm)



Right Side(15cm)



Left Side(15cm)




Bottom coil:

Conducted Emissions Front View




Conducted Emissions Side View



Radiated Emission Below 30M View



Radiated Emission Below 1GHz View



**H-Filed Strength View
Top Side(20cm)**



Back Side(15cm)




Front Side(15cm)




Right Side(15cm)



Left Side(15cm)



**E-Filed Strength View
Top Side(20cm)**



Back Side(15cm)



Front Side(15cm)



Right Side(15cm)



Left Side(15cm)

