

© Arlo Technologies, Inc. Arlo, Arlo logo, and Every Angle Covered are trademarks of Arlo Technologies, Inc. App Store is a service mark of Apple Inc. Google Play and the Google Play logo are trademarks of Google LLC. Other trademarks are for reference purposes.


Si ce produit est vendu au Canada, vous pouvez accéder à ce document en français canadien à arlo.com/docs. (If this product is sold in Canada, you can access this document in Canadian French at arlo.com/docs.)

For regulatory compliance information including the EU Declaration of Conformity, visit www.arlo.com/about/regulatory/.



Arlo Technologies Intl. Ltd.
Ground Floor, Building 3
University Technology Center
Curraheen Road, Cork, T12 EF21
Ireland

Arlo Technologies, Inc.
2200 Faraday Avenue, Suite 150
Carlsbad, CA 92008 USA



July 2019

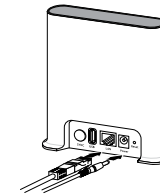
201-50044-02



DRAFT

Set up your Arlo Pro 3 Wire-Free camera

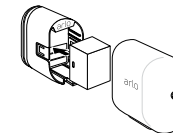
1. Connect the power adapter and the Ethernet cable to your Arlo SmartHub.




2. Download the Arlo app and follow the setup instructions for a wire-free camera.



3. Insert the battery into your wire-free camera.



What's in the box



Arlo SmartHub



Pro 3 Wire-Free Camera



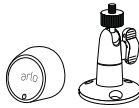
Rechargeable battery



SmartHub power adapter



Ethernet cable



Mounts



Camera power adapter



Camera charging cable

Need help?

We are here for you.

Visit www.arlo.com/support for quick answers and resources:

- How-to videos
- Troubleshooting tips
- The Arlo Support phone number for your location

DRAFT

Federal Communication Commission Interference Statement

This device complies with Part 15 of the FCC Rules. Operation is subject to the following two conditions: (1) This device may not cause harmful interference, and (2) this device must accept any interference received, including interference that may cause undesired operation.

This equipment has been tested and found to comply with the limits for a Class B digital device, pursuant to Part 15 of the FCC Rules. These limits are designed to provide reasonable protection against harmful interference in a residential installation. This equipment generates, uses and can radiate radio frequency energy and, if not installed and used in accordance with the instructions, may cause harmful interference to radio communications. However, there is no guarantee that interference will not occur in a particular installation. If this equipment does cause harmful interference to radio or television reception, which can be determined by turning the equipment off and on, the user is encouraged to try to correct the interference by one of the following measures:

- Reorient or relocate the receiving antenna.
- Increase the separation between the equipment and receiver.
- Connect the equipment into an outlet on a circuit different from that to which the receiver is connected.
- Consult the dealer or an experienced radio/TV technician for help.

FCC Caution: Any changes or modifications not expressly approved by the party responsible for compliance could void the user's authority to operate this equipment.

This transmitter must not be co-located or operating in conjunction with any other antenna or transmitter.

Radiation Exposure Statement:

This equipment complies with FCC radiation exposure limits set forth for an uncontrolled environment. This equipment should be installed and operated with minimum distance 20cm between the radiator & your body.

Industry Canada statement:

This device complies with ISED's licence-exempt RSSs. Operation is subject to the following two conditions: (1) This device may not cause harmful interference, and (2) this device must accept any interference received, including interference that may cause undesired operation.

Le présent appareil est conforme aux CNR d'ISED applicables aux appareils radio exempts de licence. L'exploitation est autorisée aux deux conditions suivantes : (1) le dispositif ne doit pas produire de brouillage préjudiciable, et (2) ce dispositif doit accepter tout brouillage reçu, y compris un brouillage susceptible de provoquer un fonctionnement indésirable.

Radiation Exposure Statement:

This equipment complies with ISED radiation exposure limits set forth for an uncontrolled environment. This equipment should be installed and operated with greater than 20cm between the radiator & your body.

Déclaration d'exposition aux radiations:

Cet équipement est conforme aux limites d'exposition aux rayonnements ISED établies pour un environnement non contrôlé. Cet équipement doit être installé et utilisé à plus de 20 cm entre le radiateur et votre corps.