

Elf Eye Smart Camera

User Manual



Ver.1.0 / August 2018
Model Number: EE001

Copyrights

© Robotelf Technologies Co., Ltd. All rights reserved.

All information contained in this manual is protected by copyright law. Without the permission of Robotelf Technology Co., Ltd. (here in after referred to as "Robotelf") will not be able to reproduced, disseminated, modified, transcribed, translated or diverted for his use.

Disclaimer

You understand and agree that the products contained in this manual, which are available to you on a "depends on the situation" and "depends on the availability" status. To the fullest extent permitted by law, Robotelf does not provide any warranties or conditions, express or implied, including, but not limited to, commercial

suitability, compliance with special purpose, infringement of the interests of any other person, and any warranties of use or inability to use the products contained in this manual, Robotelf does not guarantee the accuracy or reliability of any information obtained through the use of the manual or through the use of this manual.

Robotelf has not made you a commitment to this product without any problems. Users clearly understand and agree with Robotelf, its director, shareholders, no employee, agent, Director, authorized person, heir, assignee, subsidiary, subsidiary, supplier or relationship enterprise shall be required to do any direct, indirect, special, derivative, consequential, or implied, or arising , punitive, disciplinary or collateral damage (including but not limited to loss of interest, business interruption, loss

of data or other pecuniary loss) is responsible, regardless of whether Robotelf has been warned to open the possibility of loss, and even if the remedial measures do not meet their underlying purposes, this does not affect your legal rights.

Certain jurisdictions do not allow the full exemption of liability or limitation of liability for the foregoing loss, if the relevant decree prohibits, some of the foregoing exclusions or restrictions may not apply to you, under applicable law, if the Robotelf parties cannot refuse to bear any implied warranty liability and limit their own responsibility, the scope and duration of such liability shall be the minimum allowable value of the above law.

Robotelf reserves the right to modify this manual at any time without prior notice to

you. This manual will be updated with the specification of the product or software changes. If you have any other question, we suggest you consult Robotelf's Product Technical Support line **+886-2-2797-8660 #9**.

Warning

Please do not expose the electronic components and battery to the air.

Users should not repair the internal components of the product by themselves. They should be delivered by qualified personnel.

Please ensure that the charger's power supply voltage rating meets the standard socket voltage.

Index

Copyrights.....	1
Disclaimer	1
Index.....	5
Package Contents	7
Specifications.....	8
First Time Use.....	9
Turn on Elf Eye.....	10
Signal Instructions.....	12
Voice Instructions	14
Add Elf Eye	16
Elf Eye Functions	17
Turn off Elf Eye	21
Notices	22

Troubleshooting.....	23
Appendix.....	25
Warranty Information	29

Package Contents

Please make sure all the items below are included.



Elf Eye Smart
Camera



Elf Eye
Dock



Micro USB
Charging Cable

Specifications

Model	Elf Eye
Model Number	EE001
LED Signals	Red, Green, Blue
Storage	Supports Micro SD Card; 32GB or above is suggested.
Battery	Can last around 1 hour when fully charged.
Camera	720P
System Support	Android 5.0 or iOS 9.0 and above

First Time Use

Install Robelf App

Please install Robelf's exclusive mobile App first, then create an App account.

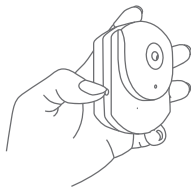


Connect to Power

1. Please insert the charging cable into USB socket on the bottom. When the blue LED light is on, it means the power is up.
2. Please make sure your network is working, then insert the Micro SD Card.

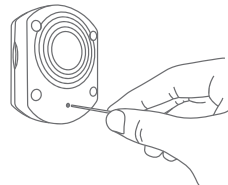
Turn On Elf Eye

1. After plug in the power cable, please press the on/off button on the side. When you see the green light, that means the Elf Eye is starting.



2. For the first time use, Elf Eye will send out an Access Point for Robelf App to connect; during this time, the signal is in red blinking. Then, follow the steps on Robelf App to finish setting up.

3. If you are not seeing the blinking signal, please press the Reset Button behind.



Signal Instructions

Please see the table below for LED status.

Signal	Status	Description
-	None	1. Elf Eye off/not charging 2. LED off
⦿	Blinking Red	1. No network 2. Waiting for connecting
⦿	Blinking Yellow	Low battery (less than 5%)

Signal	Status	Description
●	Steady Green	Turing on
●	Steady Red	Monitoring
●	Steady Green	1. Full charged 2. Functional normally 3. Standby 4. Not in monitoring
●	Steady Yellow	Updating firmware
●	Steady Blue	Charging when standby or off

Voice Instructions

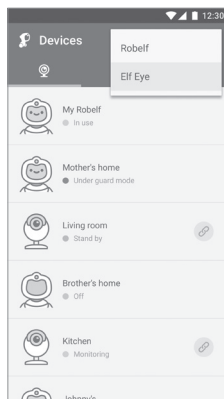
Status	Description
You may now connect to the network.	AP signal released. You can connect to network.
Network connecting. Please wait.	Connecting network.
Connection unsuccessful.	Connecting network failed.
You've connected successfully.	Connecting network succeeded.
Your camera is now starting.	The Elf Eye is starting.

Status	Description
Reset network successfully. Please wait for rebooting.	Reset network successfully. The Elf Eye is now rebooting.

Add Elf Eye

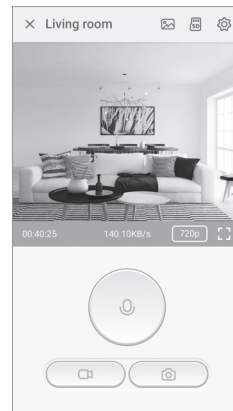
Please follow the steps to finish adding an Elf Eye.


1. Under "Devices" press the "+" button up right and choose Elf Eye.
2. Follow the steps to finish setting up.



Elf Eye Functions

You can access all Elf Eye's functions here.



 Check SD Card File

 View Photo

 Elf Eye Settings

- **Album**

When you take a picture or record a video from Robelf App, all files will be saved to your mobile device as well. When deleting from the App, it will be deleted synchronously.

* iOS and Android devices works differently.

- **All Day Monitoring**

The Elf Eye will automatically record a footage every 60 seconds into your MicroSD Card. If the SD card is full, it will erase data from the earliest ones.

- **Smart Detection**

You can also turn on the Smart Detection. Under this mode, when Elf Eye detects abnormal movement, it will send push notification to the Robelf App.

- **Push Notifications**

The Elf Eye will send notifications during the following:

1. Disconnect from power charging (dock/Robelf).
2. Detects unusual motions/movements.
3. When firmware update is available.
4. Low battery.

- **Remote Monitoring**

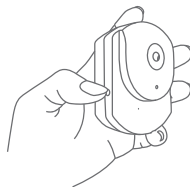
You can remote monitoring Elf Eye's image and sound from Robelf App and it supports multiple connections simultaneously.

- **Watch Security Videos**

All the footages will be saved to the MicroSD card in the Elf Eye. Through Robelf App, you are allowed to manage those files.

Turn Off Elf Eye

Press the on/off button on the side for about 3 seconds to turn it off.



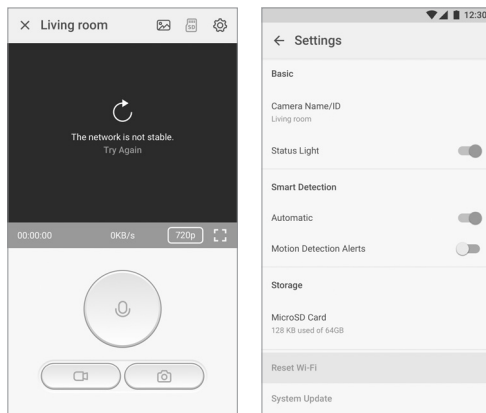
Notices

1. Please put the Elf Eye in a network environment.
2. Please keep the Elf Eye away from metals.
3. Please avoid putting the Elf Eye near by the microwave oven or behind furniture.
4. The Elf Eye can be used for up to 1 hours with the built-in battery under a full charge. Please make sure it is connected to the power at all times in case of an emergency use.

Troubleshooting

Reset or Switch Network Connection

1. If you are unable to see Elf Eye's image, try to reconnect it, and if it still fails, you can reset the network connection for the Elf Eye.
2. Switching to another network connection will also be a solution.



Appendix

Federal Communications Commission (FCC) Statement

15.21

You are cautioned that changes or modifications not expressly approved by the part responsible for compliance could void the user's authority to operate the equipment.

15.105(b)

This equipment has been tested and found to comply with the limits for a Class B digital device, pursuant to part 15 of the FCC rules. These limits are designed to provide reasonable protection against harmful interference in a residential installation. This equipment generates, uses and can radiate radio frequency energy and, if not installed and used in accordance with the

instructions, may cause harmful interference to radio communications. However, there is no guarantee that interference will not occur in a particular installation. If this equipment does cause harmful interference to radio or television reception, which can be determined by turning the equipment off and on, the user is encouraged to try to correct the interference by one or more of the following measures:

- Reorient or relocate the receiving antenna.
- Increase the separation between the equipment and receiver.
- Connect the equipment into an outlet on a circuit different from that to which the receiver is connected.
- Consult the dealer or an experienced radio/TV technician for help.

This device complies with Part 15 of the FCC Rules. Operation is subject to the following two conditions:

1. This device may not cause harmful interference and
2. This device must accept any interference received, including interference that may cause undesired operation of the device.

FCC RF Radiation Exposure Statement:

1. This Transmitter must not be co-located or operating in conjunction with any other antenna or transmitter.
2. This equipment complies with RF radiation exposure limits set forth for an uncontrolled environment. This equipment should be installed and operated with a minimum distance of 20 cm between the

radiator and your body.

Warranty Information

Robelf is using manually by Robotelf Technologies Co., Ltd. (referred to as " Robotelf ") (Purchaser referred to as "you") is shipped with you when you purchase ELF Eye (here in after referred to as "product") and is subject to the following terms. Product warranty will be providing by Robotelf Technologies Co., Ltd. Technical Service Center.

Product Warranty Period

This Product warranty period will be valid right after the original purchase date, providing a one-year, two times a year (April and October) services. Please provide the product serial number or the date of purchase certificate when you apply for maintenance. If you cannot provide the original proof of the valid purchase

of this product, the warranty period starts with the date off the factory.

Terms of Service

Robotelf's warranty terms are only applicable to the purchase of the company's products through the legal sales channels of consumers.

This warranty clause is independent of the warranty terms applicable to any country in which you purchased the product and does not affect statutory warranty repairs in any way.

1. Overview

- If this product is in Warranty period, and it doesn't function properly by normal use, Robotelf will provide free repair or replacement based on the warranty service. Robotelf will test the product to analyze

whether it needs to be repaired or replaced the problem components, or the product itself. The product or component will be replaced by an equivalent specification or substitute.

- This warranty only applies to new products from the original date of purchase, please keep the original purchase invoices for future maintenance services.
- For the damages caused by accidents, natural disasters, operation errors, man-made injuries and unauthorized demolition, maintenance, alteration or by Robotelf proved to be not the original production of formal products, we will not accept the maintains application or provide warranty services.

2. User Responsibilities

- Please read the manual and follow the instructions in this manual to use this product.
- For Troubleshooting, please refer to the manual and follow the instruction.

3. Warranty Service

- Please send your products to Robotelf Service Center. Robotelf will open a maintenance number for your product. Please record your maintenance number for service process tracking.
- In the warranty period, your product will be sent back to Robotelf's Repair Center. It cannot be guarantee that the machine will receive free maintenance. Robotelf has the right to check the purchase certificate

(invoice) and warranty service demand effectiveness. Your warranty requirements will be deemed invalid if the warranty period has expired or is in compliance with any of the warranty qualification clauses in the 4th article.

4. Warranty Qualifying Terms

Robotelf does not guarantee this product an error-free operation. This warranty service only includes failures or malfunctions that occur during the warranty period and in normal use situation. The above warranty terms will be subject to the following conditions and restrictions:

(a) This product is changed, expanded, dismantled, repaired or refitted by non-Robotelf Service Center;

(b) The Warranty sticker is damaged, changed or the warranty identification label is torn or damaged;

(c) The warranty number is inconsistent or the serial number is ambiguous or missing;

(d) The product has been scrapped or damaged;

(e) Changes the appearance of the product (accidental or otherwise) but has no effect on the product's operating process and performance. such as rust, scratches, change color, texture decoration, natural worn and the gradual aging of products;

(f) Damage caused by physical or electronically and electromagnetic pressure or interference, war or terrorism, lightning, electrostatic, fire, natural disasters, toxic substances, pests, radiation, intentional or unintentional misuse, negligence, non-OEM maintenance, or other

factors of force majeure;

(g) Damage caused by the use of non-original fittings or unsuitable devices;

(h) Fail to operate in accordance with manual operation or not defined within the scope of application, including pressure, broken, damp, soaking, rain, damaged by outer pressure, loss of 0 components, etc.;

(i) Damage to the products caused by third party software, computer viruses or detoxification, and loss of software and data messages resulting from maintenance or replacement;

(j) Fraud, theft, unwarranted disappearance, and other deliberate acts;

(k) Damage or loss due to improper shipping and packaging during the customer's delivery.

5. Liability Restrictions

With the exception of this warranty and the maximum degree of legality, Robotelf is not responsible for any direct, special, incidental, indirect or consequential damages in violation of warranty or other legal discourse. including but not limited to the use of loss, loss of tax, actual or expected income (including loss of contract income), loss of money, loss of deposit, loss of business, opportunity loss, loss of goodwill, loss of reputation, loss of data damage, any consequential loss or damage caused by replacement devices and property, any cost incurred by restoring the data that is stored or used on the product.

Nothing in this article removes or restricts the legal liability of rayon for fraud, misrepresentation, death or personal injury,

or any intentional or gross negligence, caused by the negligence (such as the relevant legal requirement). Please note that some of the contents of this section may not apply to some jurisdictions, so the above limitation or exclusion clause may not apply to you.

6. Expired Cases

When you purchase a product that exceeds the warranty period service, or if you are still trying to deliver the product to us when the warranty is not applicable. The company is still available, but the related maintenance and replacement of the service costs will be needed, maintenance costs will be confirmed by the Maintenance Business Department, which will inform you once the service fee is confirm. We will start repair your product after you agree the charging. For the old goods, lack of components to repair, please

forgive us for reject the repair application.

Robotelf Technology Co., Ltd. retains the Robotelf Product Service information interpretation of the right to explain. If you would like to refer to the latest applicable and complete Robotelf product service information, we suggest you contact Robotelf Product Technical Support line **+886-2-2797-8660 #9**.

This warranty is provided by:

Taiwan and other areas: Robotelf Technology Co., Ltd

8F.-3, No.408, Ruiguang Rd., Neihu Dist., Taipei City 114, Taiwan (R.O.C.)

Tel: +886-2-797-8660

Email: support@robelf.com

China area: Robotelf Technologies (Chengdu) Co., Ltd.

N3-4-1-1914, Global Center, No. 1700, Tianfu Road North, High-rech Zone, Chengdu Ctiy, Sichuan

Tel: +86-28-68731381

[illegible]

