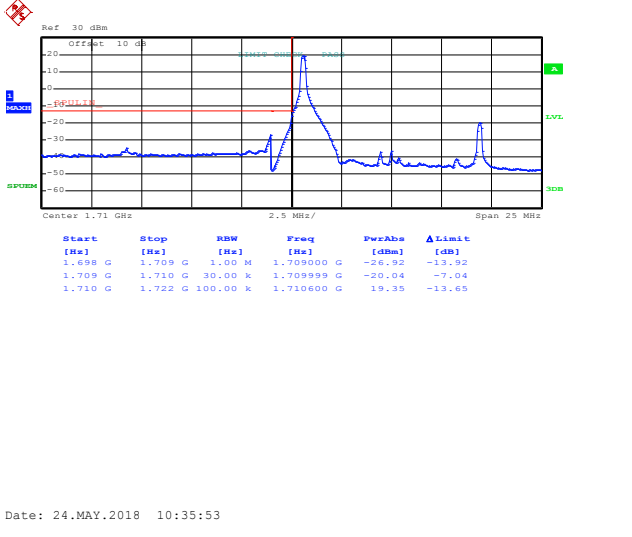
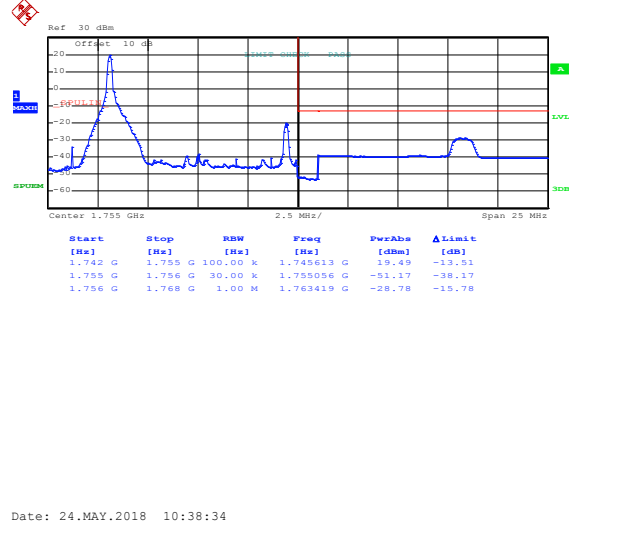


LTE Band 4, BW: 10MHz 16QAM & RB Size 1

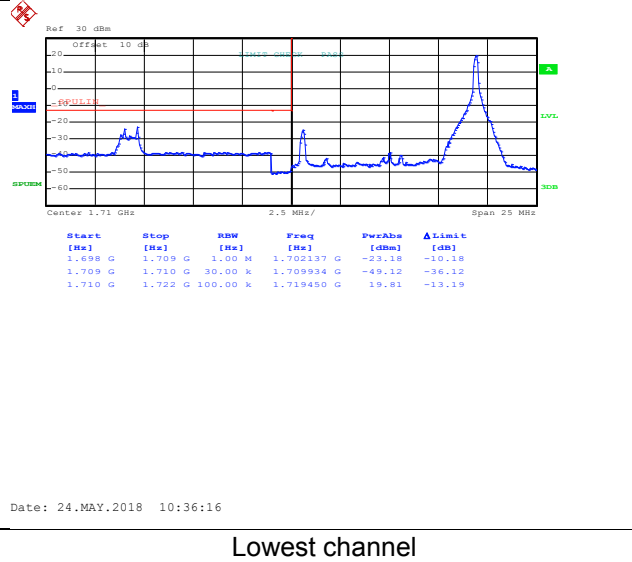


Lowest channel

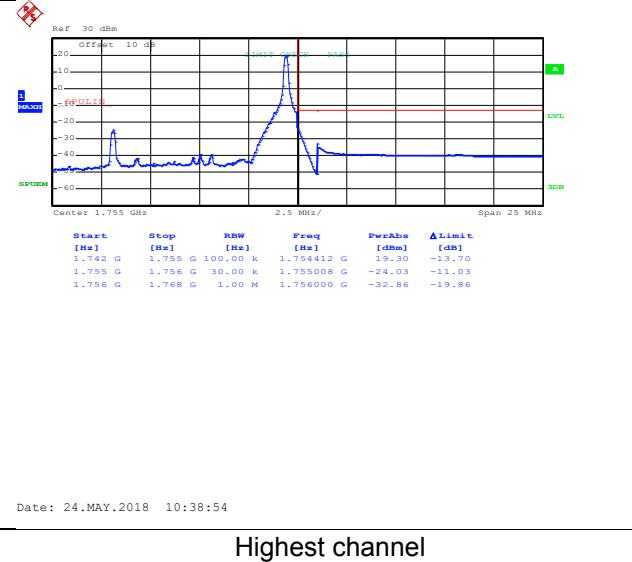


Highest channel

16QAM & RB Size 49

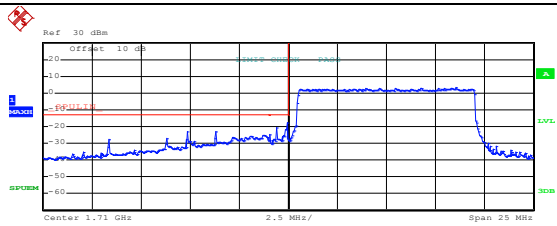


Lowest channel



Highest channel

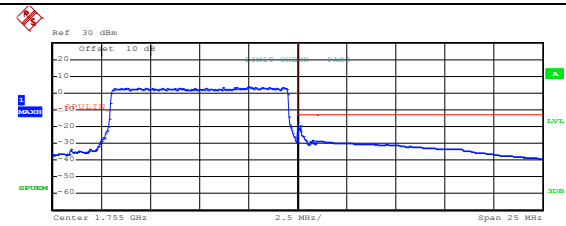
16QAM & RB Size 50



Start [Hz]	Stop [Hz]	RBW [Hz]	Freq [Hz]	PwrAbs [dBm]	Δ Limit [dB]
1.698 G	1.709 G	1.00 M	1.704927 G	-22.98	-9.58
1.709 G	1.710 G	300.00 k	1.709944 G	-19.43	-6.43
1.710 G	1.722 G	100.00 k	1.718538 G	3.33	-29.67

Date: 24.MAY.2018 10:37:58

Lowest channel

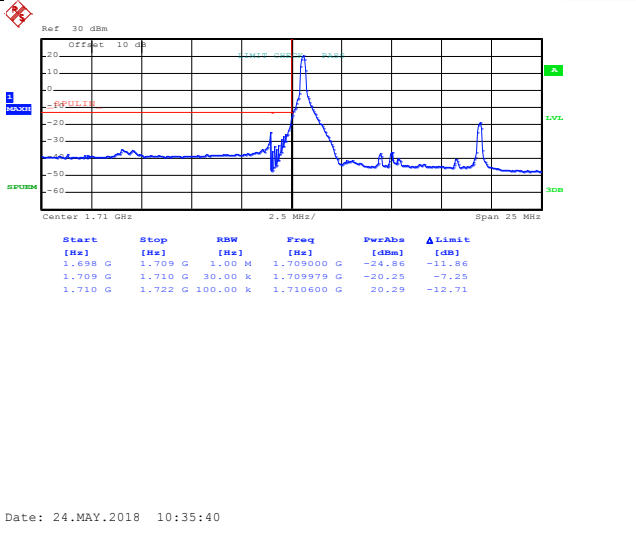


Start [Hz]	Stop [Hz]	RBW [Hz]	Freq [Hz]	PwrAbs [dBm]	Δ Limit [dB]
1.742 G	1.755 G	100.00 k	1.752488 G	3.91	-29.09
1.755 G	1.756 G	300.00 k	1.755016 G	-17.40	-4.40
1.756 G	1.768 G	1.00 M	1.756093 G	-28.81	-15.81

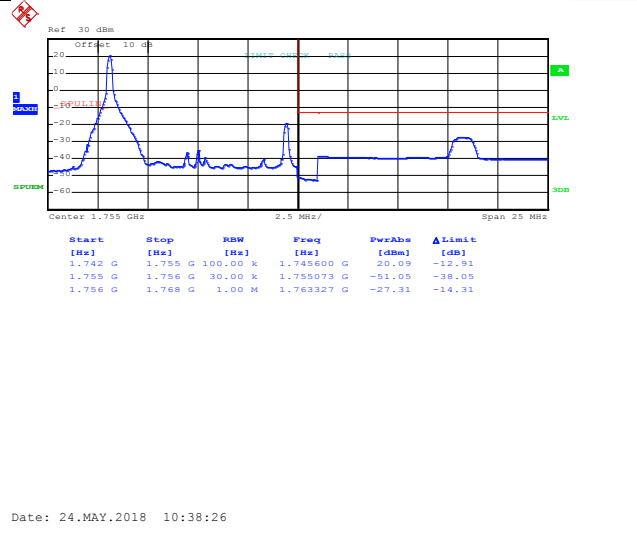
Date: 24.MAY.2018 10:41:54

Highest channel

LTE Band 4, BW: 10MHz QPSK & RB Size 1

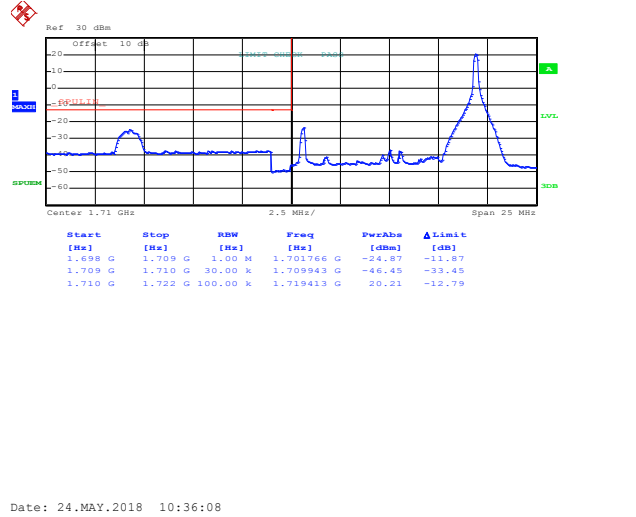


Lowest channel



Highest channel

QPSK & RB Size 49

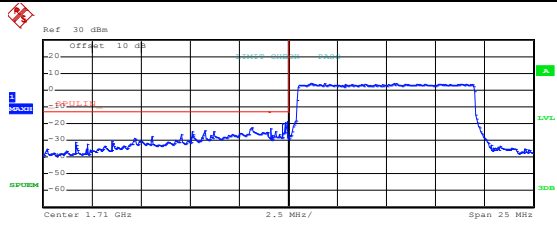


Lowest channel



Highest channel

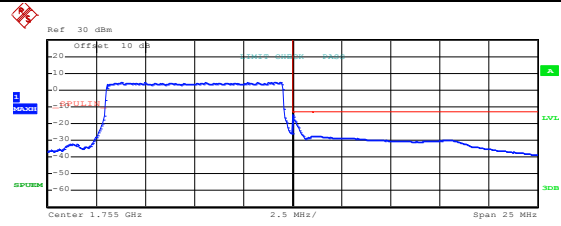
QPSK & RB Size 50



Start [Hz]	Stop [Hz]	RBW [Hz]	Freq [Hz]	PwrAbs [dBm]	Δ Limit [dB]
1.698 G	1.709 G	1.00 M	1.708165 G	-22.14	-9.24
1.709 G	1.710 G	300.00 k	1.709847 G	-19.13	-6.13
1.710 G	1.722 G	100.00 k	1.711150 G	3.79	-29.21

Date: 24.MAY.2018 10:37:48

Lowest channel

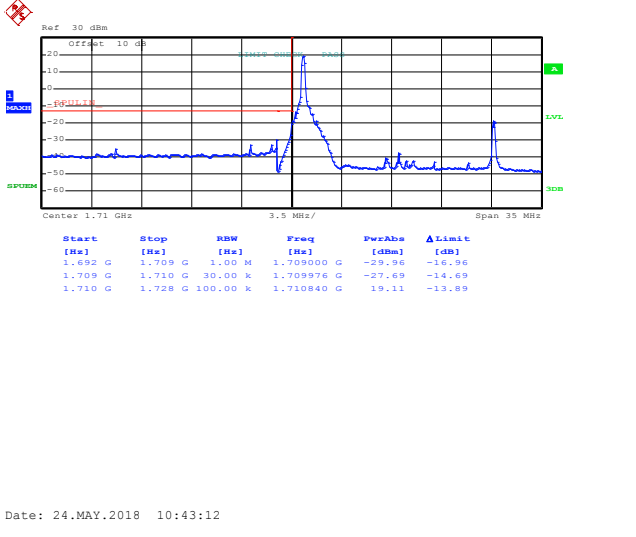


Start [Hz]	Stop [Hz]	RBW [Hz]	Freq [Hz]	PwrAbs [dBm]	Δ Limit [dB]
1.742 G	1.755 G	100.00 k	1.746250 G	4.75	-28.25
1.755 G	1.756 G	300.00 k	1.755008 G	-15.04	-2.04
1.756 G	1.768 G	1.00 M	1.756185 G	-27.49	-14.49

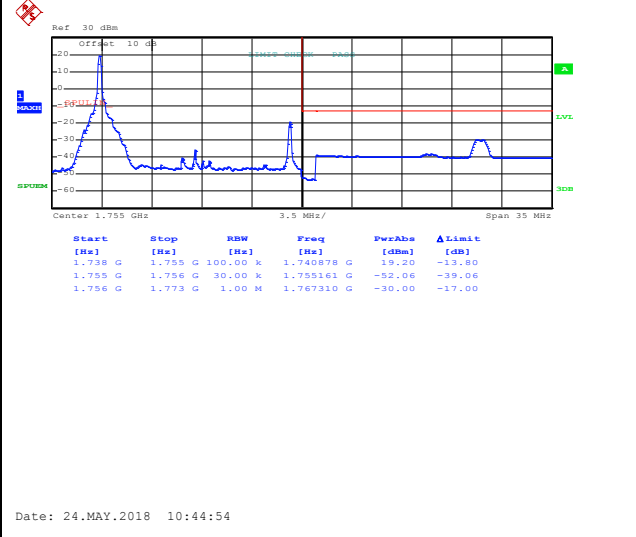
Date: 24.MAY.2018 10:41:41

Highest channel

LTE Band 4, BW: 15MHz 16QAM & RB Size 1

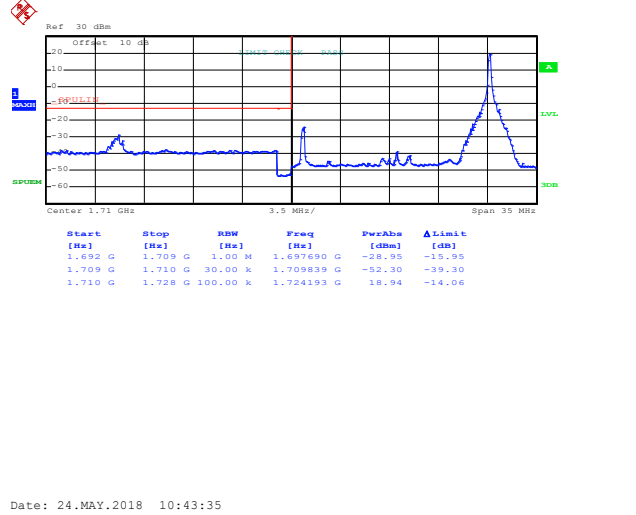


Lowest channel



Highest channel

16QAM & RB Size 74

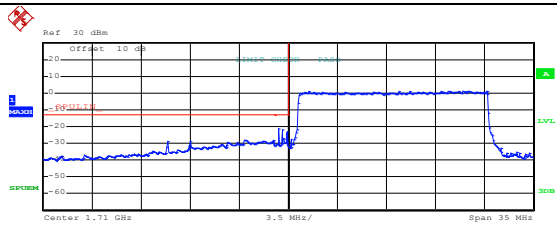


Lowest channel



Highest channel

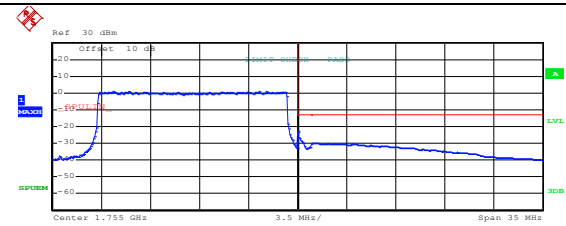
16QAM & RB Size 75



Start [Hz]	Stop [Hz]	RBW [Hz]	Freq [Hz]	PwrAbs [dBm]	Δ Limit [dB]
1.692 G	1.709 G	1.00 M	1.707004 G	-28.16	-19.16
1.709 G	1.710 G	300.00 k	1.709266 G	-21.22	-8.22
1.710 G	1.728 G	100.00 k	1.722740 G	1.25	-31.75

Date: 24.MAY.2018 10:43:57

Lowest channel

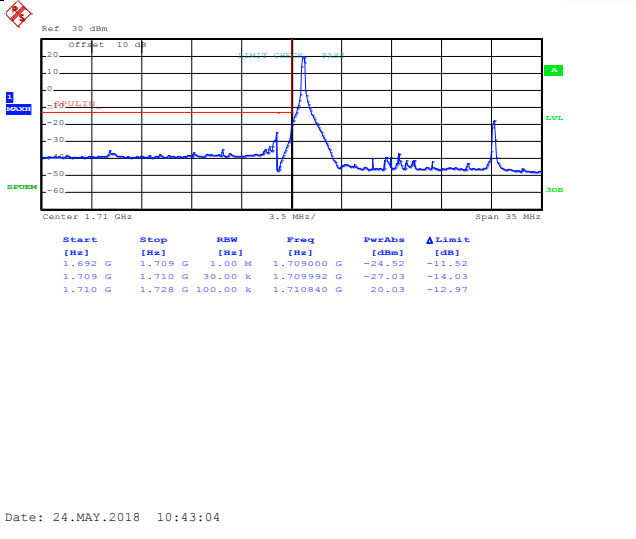


Start [Hz]	Stop [Hz]	RBW [Hz]	Freq [Hz]	PwrAbs [dBm]	Δ Limit [dB]
1.738 G	1.755 G	100.00 k	1.741805 G	0.97	-32.13
1.755 G	1.756 G	300.00 k	1.755008 G	-22.61	-9.61
1.756 G	1.773 G	1.00 M	1.756399 G	-29.74	-16.74

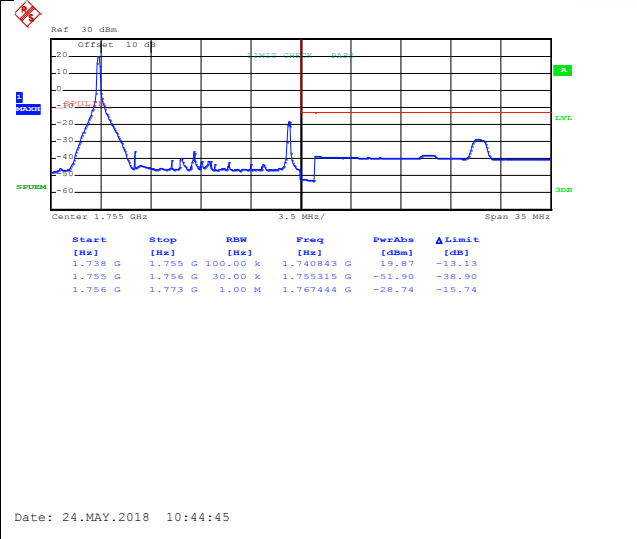
Date: 24.MAY.2018 10:45:51

Highest channel

LTE Band 4, BW: 15MHz QPSK & RB Size 1

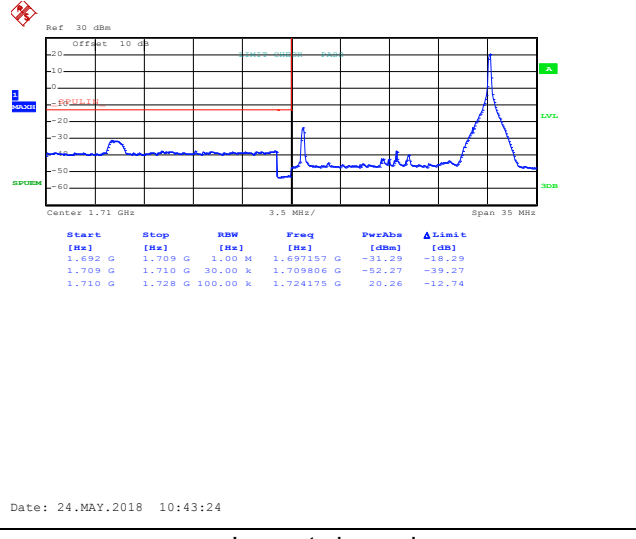


Lowest channel

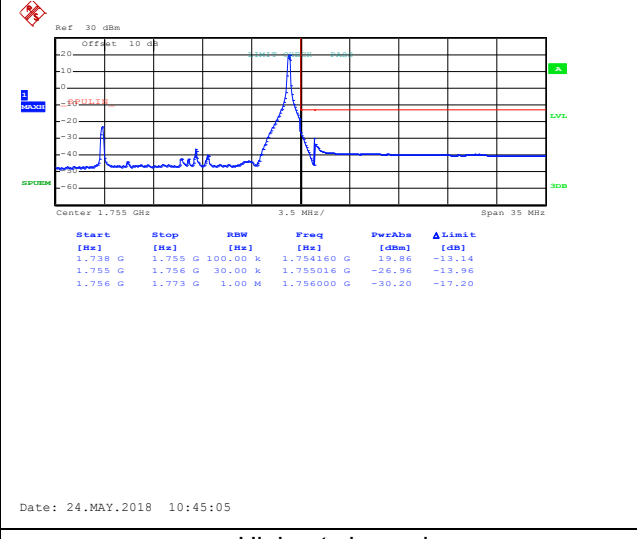


Highest channel

QPSK & RB Size 74

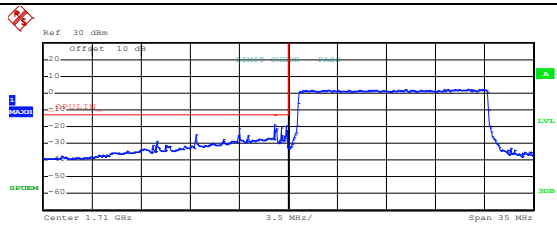


Lowest channel



Highest channel

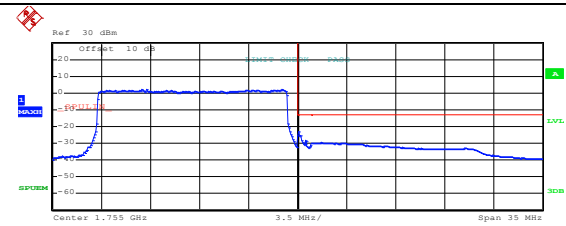
QPSK & RB Size 75



Start [Hz]	Stop [Hz]	RBW [Hz]	Freq [Hz]	PwrAbs [dBm]	Δ Limit [dB]
1.692 G	1.709 G	1.00 M	1.706472 G	-21.30	-9.30
1.709 G	1.710 G	300.00 k	1.709024 G	-18.57	-9.57
1.710 G	1.728 G	100.00 k	1.721900 G	2.43	-30.57

Date: 24.MAY.2018 10:43:50

Lowest channel

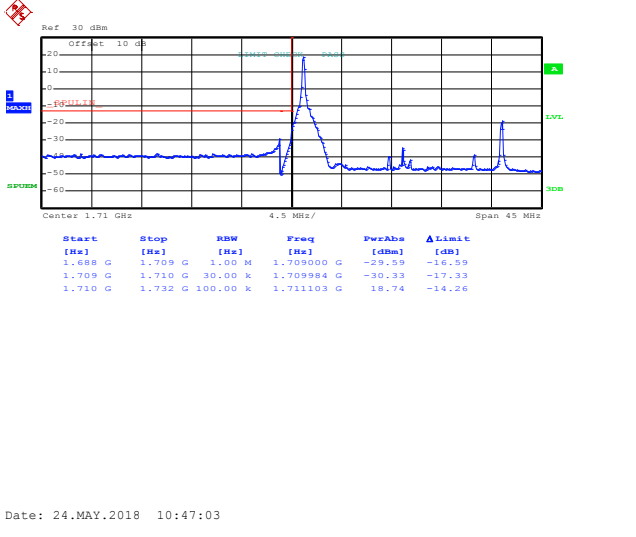


Start [Hz]	Stop [Hz]	RBW [Hz]	Freq [Hz]	PwrAbs [dBm]	Δ Limit [dB]
1.738 G	1.755 G	100.00 k	1.753863 G	2.24	-30.76
1.755 G	1.756 G	300.00 k	1.755032 G	-22.68	-9.68
1.756 G	1.773 G	1.00 M	1.756665 G	-29.60	-16.60

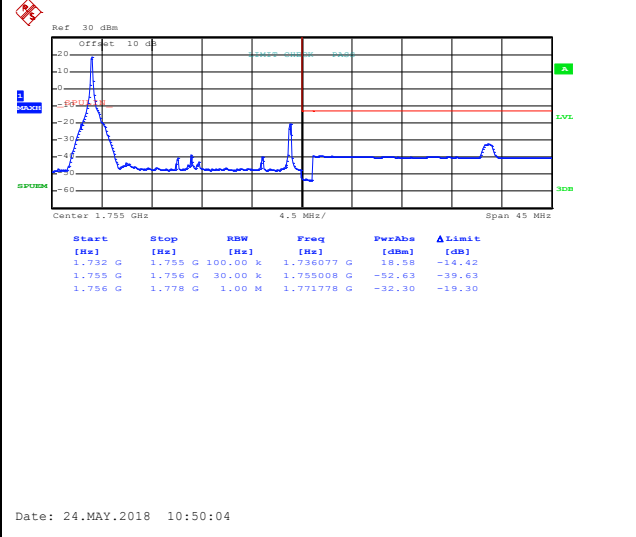
Date: 24.MAY.2018 10:45:42

Highest channel

LTE Band 4, BW: 20MHz 16QAM & RB Size 1



Lowest channel

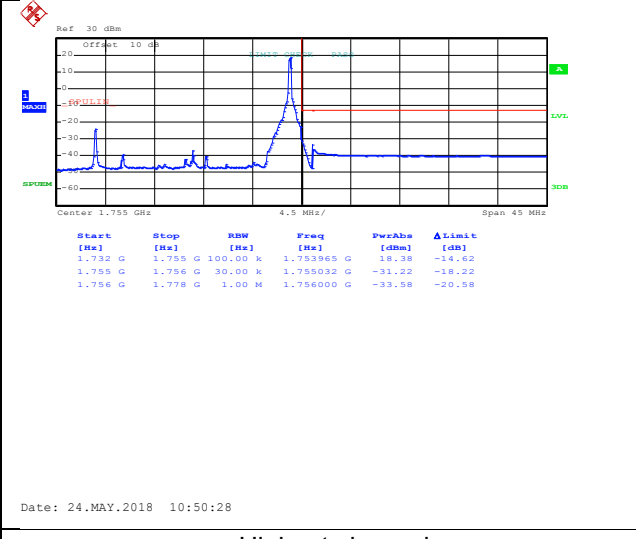


Highest channel

16QAM & RB Size 99

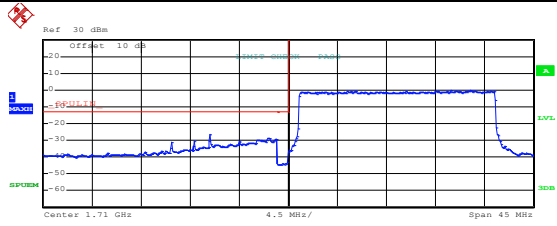


Lowest channel



Highest channel

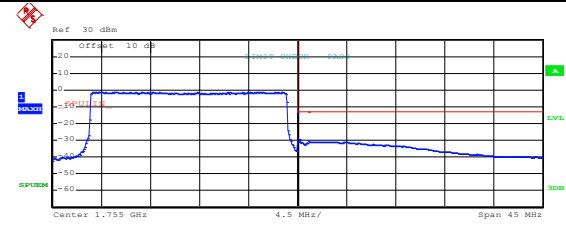
16QAM & RB Size 100



Start [Hz]	Stop [Hz]	RBW [Hz]	Freq [Hz]	PwrAbs [dBm]	Δ Limit [dB]
1.688 G	1.709 G	1.00 M	1.702758 G	-26.90	-33.50
1.709 G	1.710 G	30.00 k	1.709976 G	-42.65	-29.65
1.710 G	1.732 G	100.00 k	1.726763 G	0.01	-32.99

Date: 24.MAY.2018 10:48:44

Lowest channel

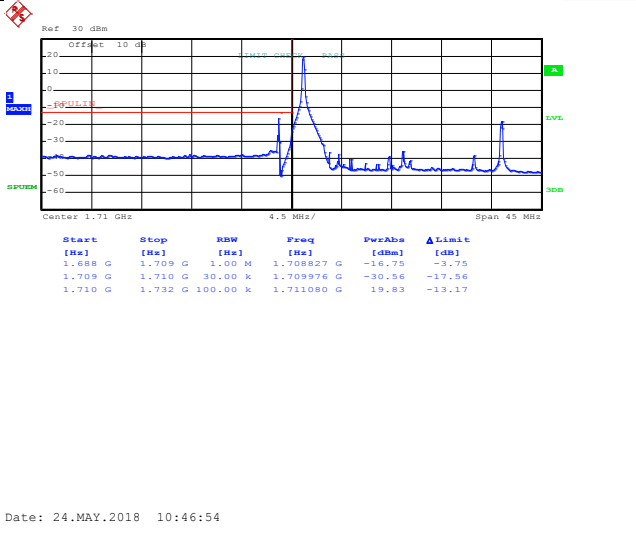


Start [Hz]	Stop [Hz]	RBW [Hz]	Freq [Hz]	PwrAbs [dBm]	Δ Limit [dB]
1.732 G	1.755 G	100.00 k	1.738305 G	-1.04	-34.04
1.755 G	1.756 G	300.00 k	1.755040 G	-29.54	-16.54
1.756 G	1.778 G	1.00 M	1.756000 G	-30.77	-17.77

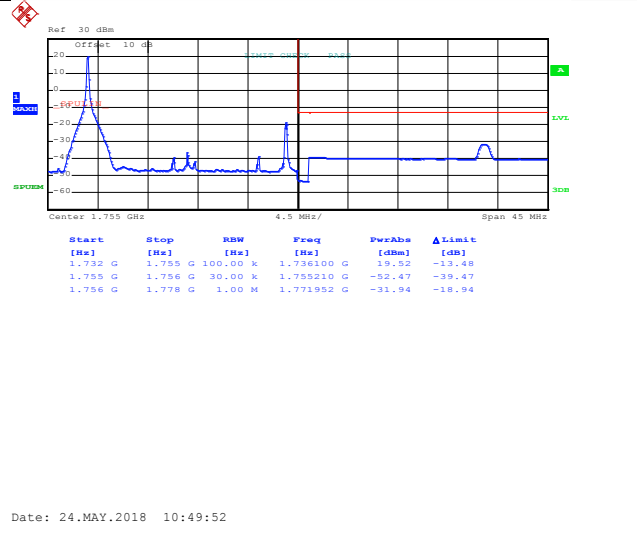
Date: 24.MAY.2018 10:51:02

Highest channel

LTE Band 4, BW: 20MHz QPSK & RB Size 1

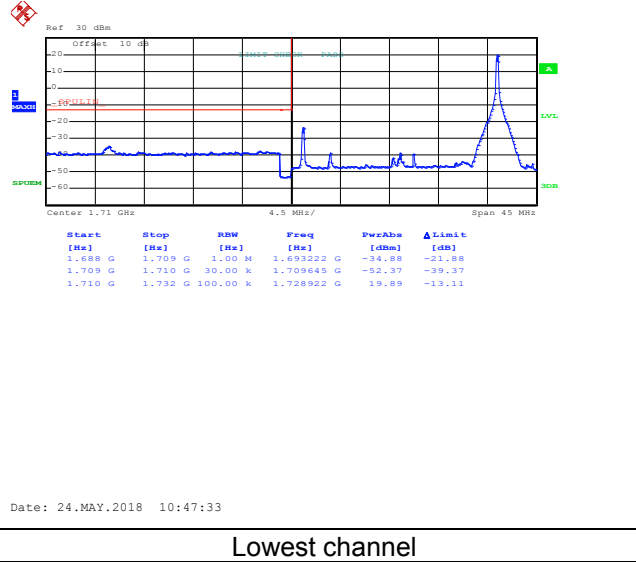


Lowest channel

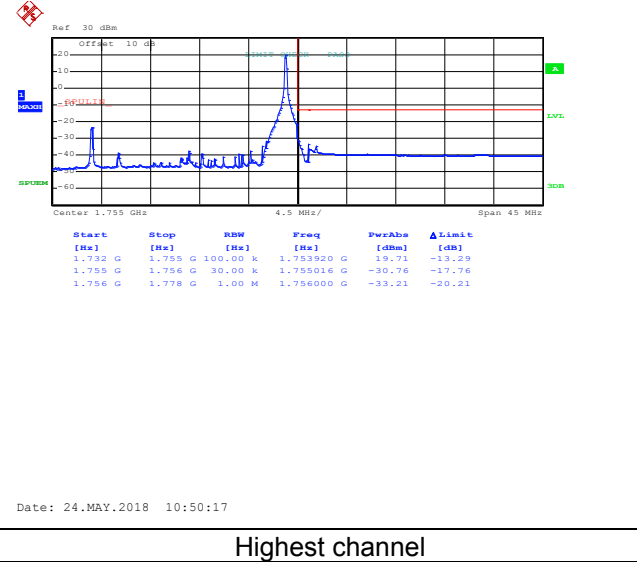


Highest channel

QPSK & RB Size 99

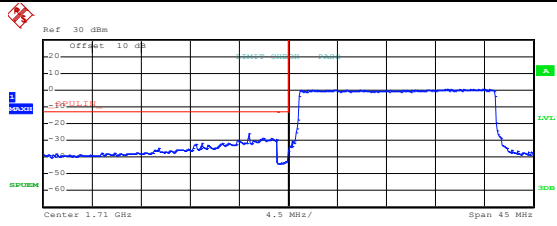


Lowest channel



Highest channel

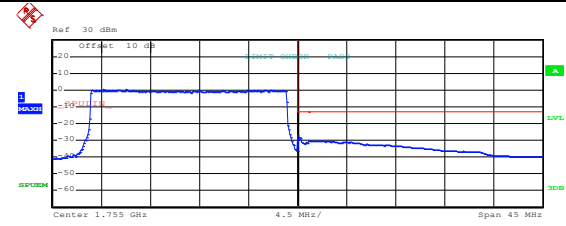
QPSK & RB Size 100



Start [Hz]	Stop [Hz]	RBW [Hz]	Freq [Hz]	PwrAbs [dBm]	Δ Limit [dB]
1.688 G	1.709 G	1.00 M	1.706399 G	-25.98	-12.88
1.709 G	1.710 G	30.00 k	1.709944 G	-41.99	-28.99
1.710 G	1.732 G	100.00 k	1.726065 G	0.76	-32.24

Date: 24.MAY.2018 10:48:29

Lowest channel



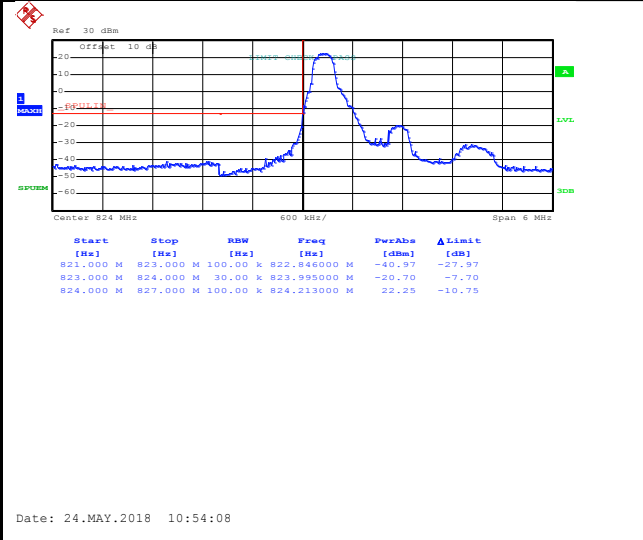
Start [Hz]	Stop [Hz]	RBW [Hz]	Freq [Hz]	PwrAbs [dBm]	Δ Limit [dB]
1.732 G	1.755 G	100.00 k	1.739205 G	0.47	-32.53
1.755 G	1.756 G	300.00 k	1.755008 G	-26.83	-13.83
1.756 G	1.778 G	1.00 M	1.756000 G	-30.57	-17.57

Date: 24.MAY.2018 10:50:42

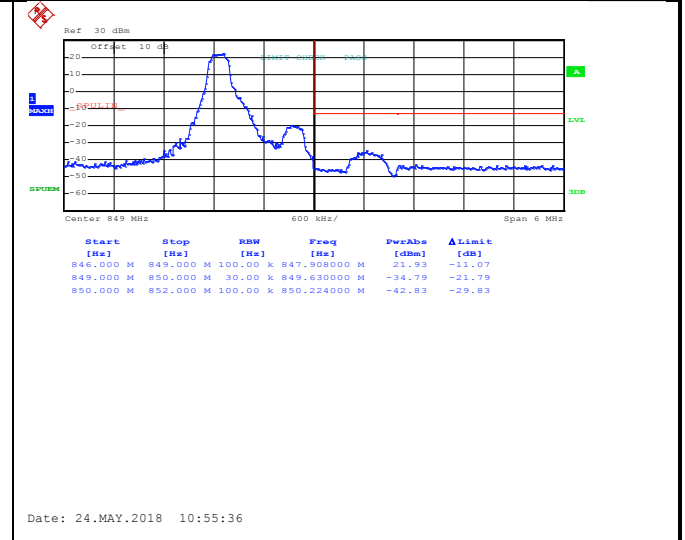
Highest channel

LTE Band 5 part:

LTE Band 5, BW: 1.4MHz
16QAM & RB Size 1

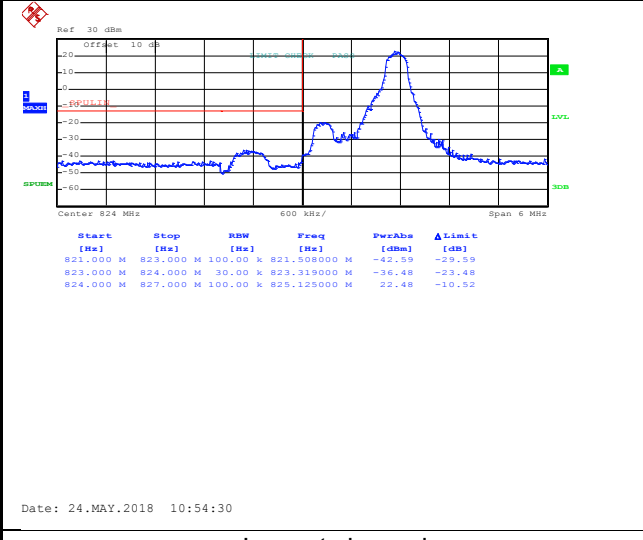


Lowest channel



Highest channel

16QAM & RB Size 5

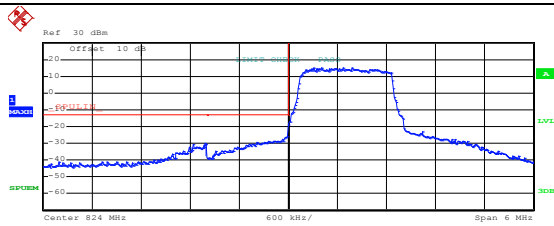


Lowest channel



Highest channel

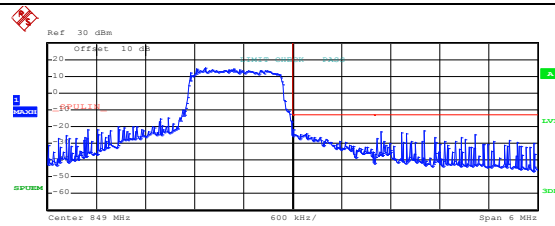
16QAM & RB Size 6



Start [Hz]	Stop [Hz]	RBW [Hz]	Freq [Hz]	PwrAbs [dBm]	Δ Limit [dB]
821.000 M	823.000 M	100.00 k	822.994000 M	-30.10	-17.10
823.000 M	824.000 M	30.00 k	823.999000 M	-25.57	-12.57
824.000 M	827.000 M	100.00 k	824.402000 M	15.11	-17.89

Date: 24.MAY.2018 10:54:53

Lowest channel

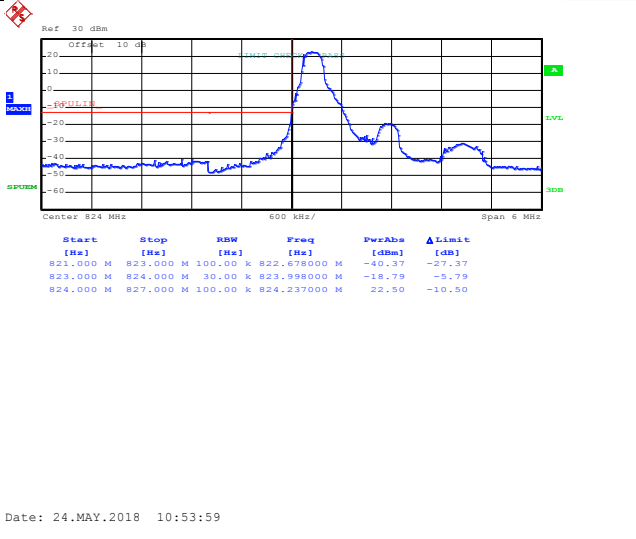


Start [Hz]	Stop [Hz]	RBW [Hz]	Freq [Hz]	PwrAbs [dBm]	Δ Limit [dB]
846.000 M	849.000 M	100.00 k	847.932000 M	14.93	-19.17
849.000 M	850.000 M	30.00 k	849.017000 M	-21.86	-8.86
850.000 M	852.000 M	100.00 k	850.608000 M	-22.27	-9.27

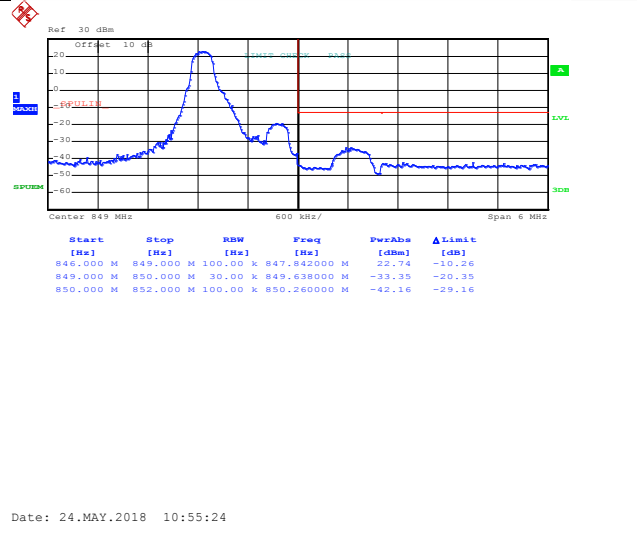
Date: 24.MAY.2018 10:56:23

Highest channel

LTE Band 5, BW: 1.4MHz QPSK & RB Size 1

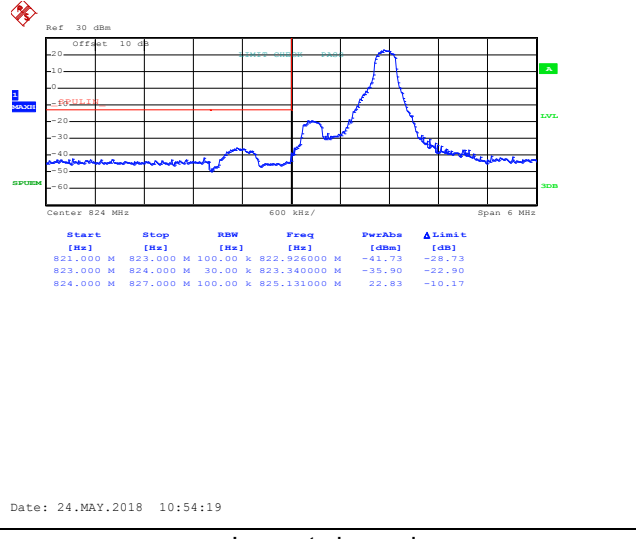


Lowest channel

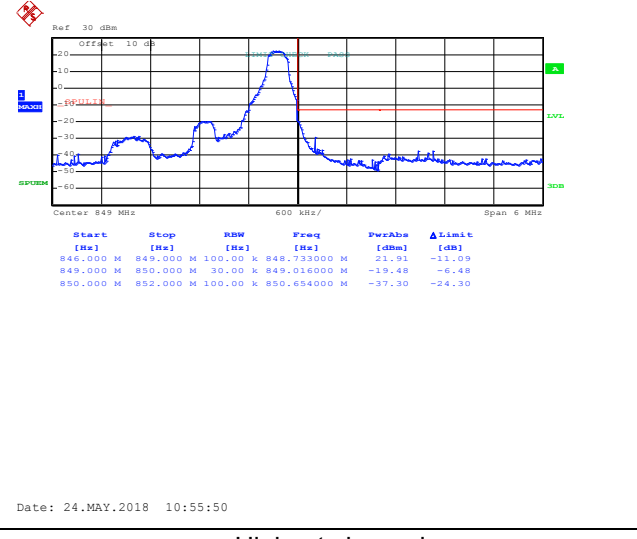


Highest channel

QPSK & RB Size 5

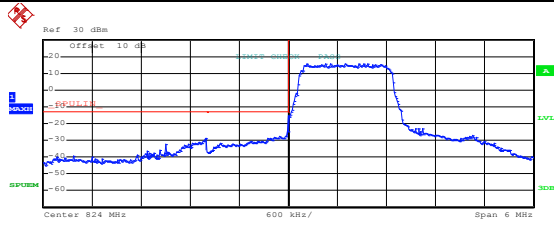


Lowest channel



Highest channel

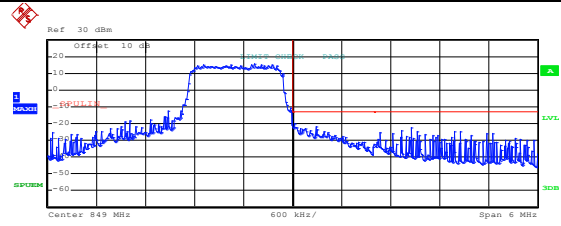
QPSK & RB Size 6



Start [Hz]	Stop [Hz]	RBW [Hz]	Freq [Hz]	PwrAbs [dBm]	Δ Limit [dB]
821.000 M	823.000 M	100.00 k	822.998000 M	-29.76	-15.76
823.000 M	824.000 M	30.00 k	823.999000 M	-24.42	-11.42
824.000 M	827.000 M	100.00 k	824.972000 M	15.94	-17.06

Date: 24.MAY.2018 10:54:42

Lowest channel

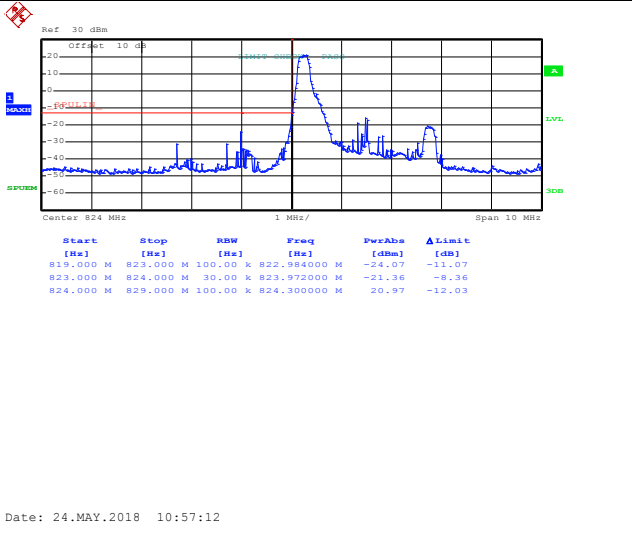


Start [Hz]	Stop [Hz]	RBW [Hz]	Freq [Hz]	PwrAbs [dBm]	Δ Limit [dB]
846.000 M	849.000 M	100.00 k	848.532000 M	15.63	-17.33
849.000 M	850.000 M	30.00 k	849.027000 M	-19.85	-6.85
850.000 M	852.000 M	100.00 k	850.448000 M	-22.56	-9.56

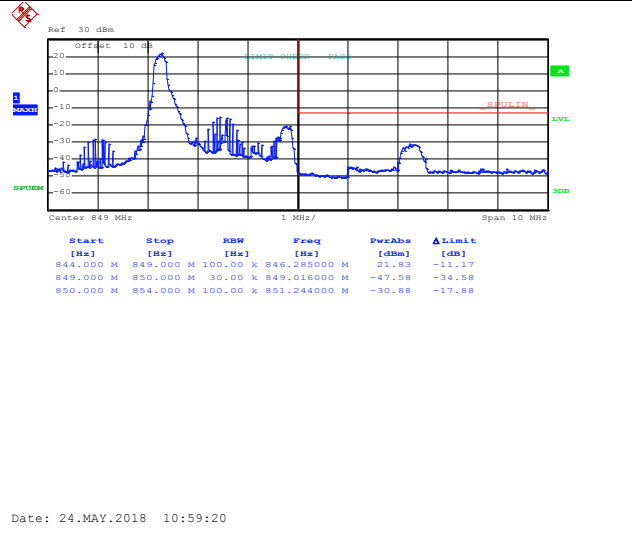
Date: 24.MAY.2018 10:56:16

Highest channel

LTE Band 5, BW: 3MHz 16QAM & RB Size 1



Lowest channel



Highest channel

16QAM & RB Size 14

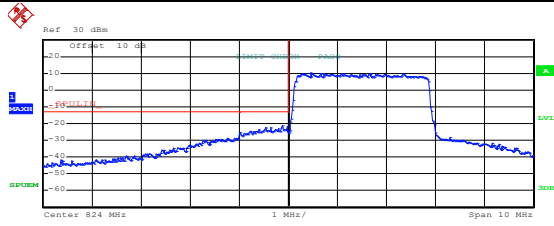


Lowest channel



Highest channel

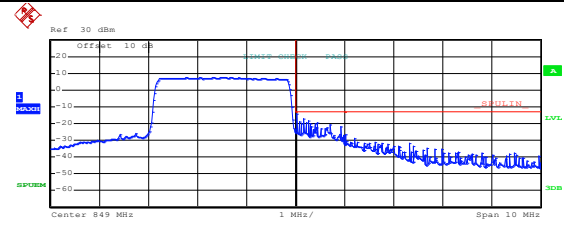
16QAM & RB Size 15



Start [Hz]	Stop [Hz]	RBW [Hz]	Freq [Hz]	PwrAbs [dBm]	Δ Limit [dB]
819.000 M	823.000 M	100.00 k	823.760000 M	-29.90	-19.60
823.000 M	824.000 M	100.00 k	823.887000 M	-21.32	-8.32
824.000 M	829.000 M	100.00 k	824.455000 M	10.31	-22.69

Date: 24.MAY.2018 10:58:14

Lowest channel

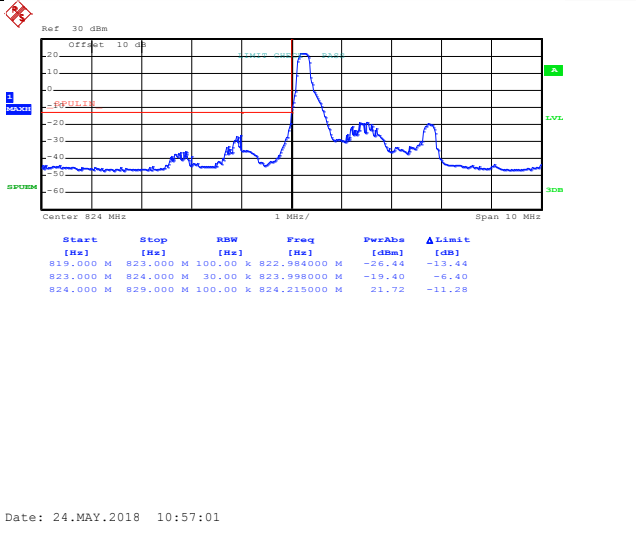


Start [Hz]	Stop [Hz]	RBW [Hz]	Freq [Hz]	PwrAbs [dBm]	Δ Limit [dB]
844.000 M	849.000 M	100.00 k	847.964516 M	7.90	-29.40
849.000 M	850.000 M	100.00 k	849.024000 M	-14.03	-1.03
850.000 M	854.000 M	100.00 k	850.008000 M	-26.51	-13.51

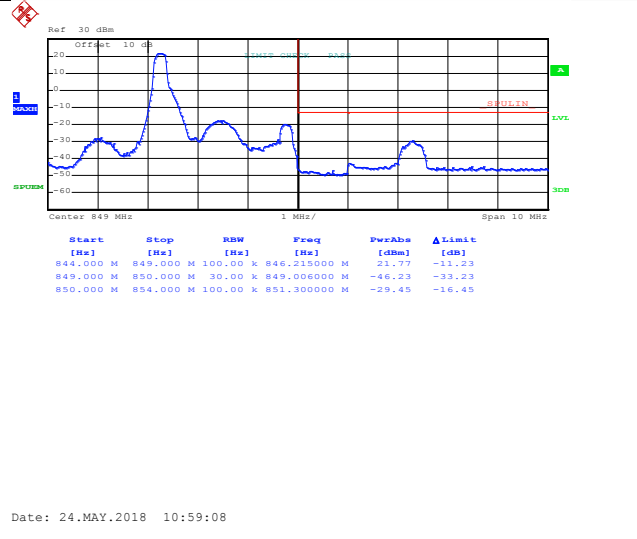
Date: 24.MAY.2018 11:01:18

Highest channel

LTE Band 5, BW: 3MHz QPSK & RB Size 1

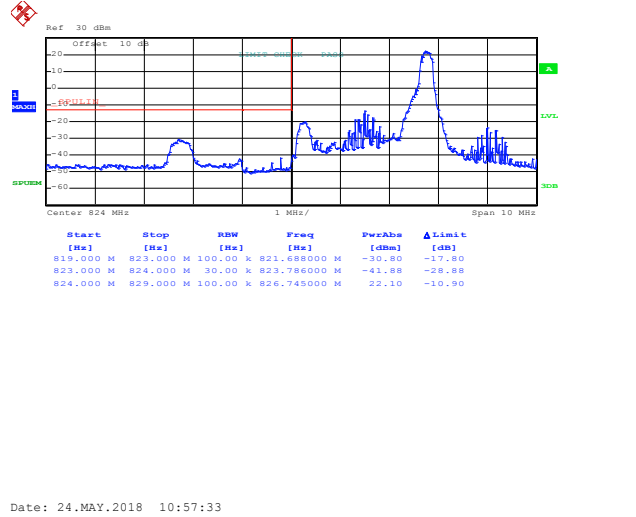


Lowest channel

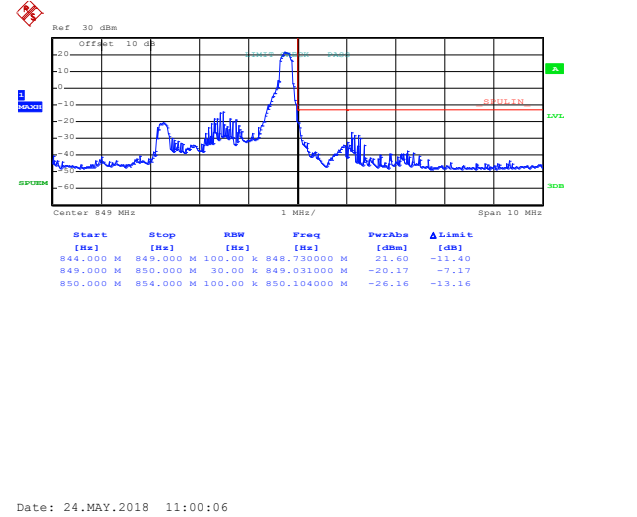


Highest channel

QPSK & RB Size 24

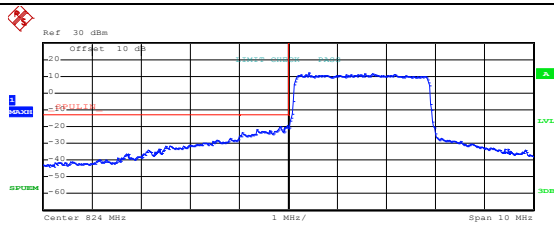


Lowest channel



Highest channel

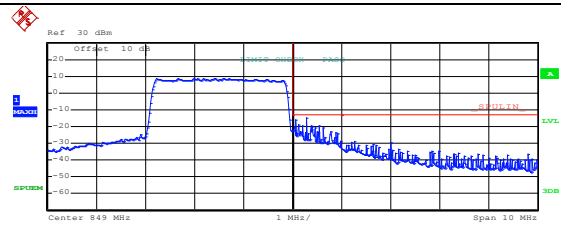
QPSK & RB Size 15



Start [Hz]	Stop [Hz]	RBW [Hz]	Freq [Hz]	PwrAbs [dBm]	ΔLimit [dB]
819.000 M	823.000 M	100.00 k	823.010000 M	-27.95	-14.05
823.000 M	824.000 M	100.00 k	823.971000 M	-19.61	-6.61
824.000 M	829.000 M	100.00 k	824.410000 M	11.95	-21.05

Date: 24.MAY.2018 10:58:05

Lowest channel

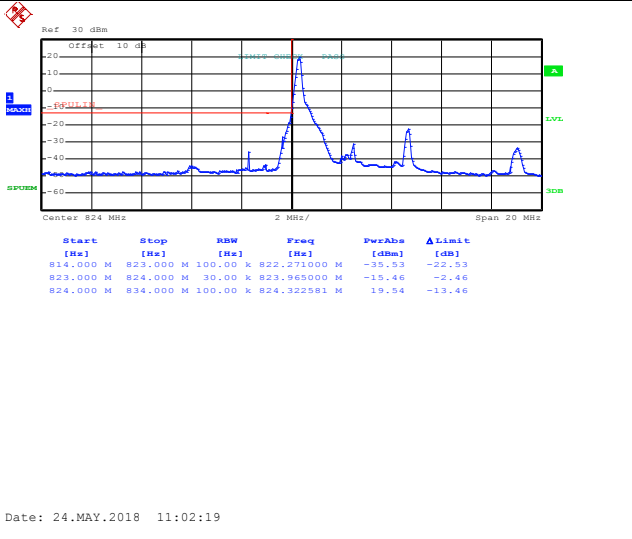


Start [Hz]	Stop [Hz]	RBW [Hz]	Freq [Hz]	PwrAbs [dBm]	ΔLimit [dB]
844.000 M	849.000 M	100.00 k	847.988710 M	9.75	-24.25
849.000 M	850.000 M	100.00 k	849.270000 M	-14.79	-1.79
850.000 M	854.000 M	100.00 k	850.256000 M	-28.91	-15.91

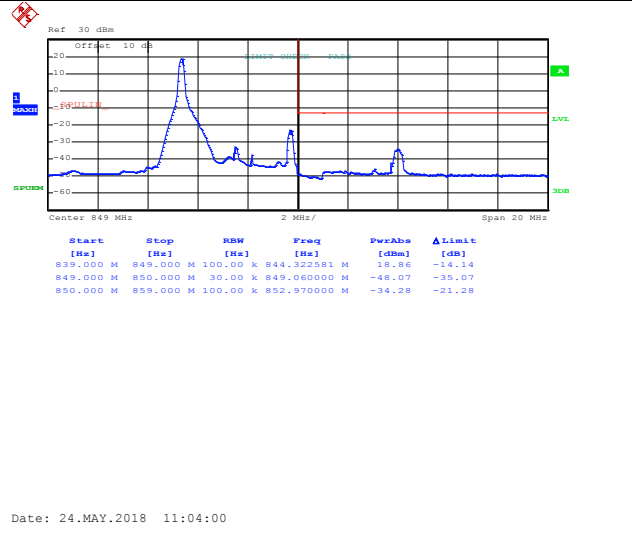
Date: 24.MAY.2018 11:01:09

Highest channel

LTE Band 5, BW: 5MHz 16QAM & RB Size 1

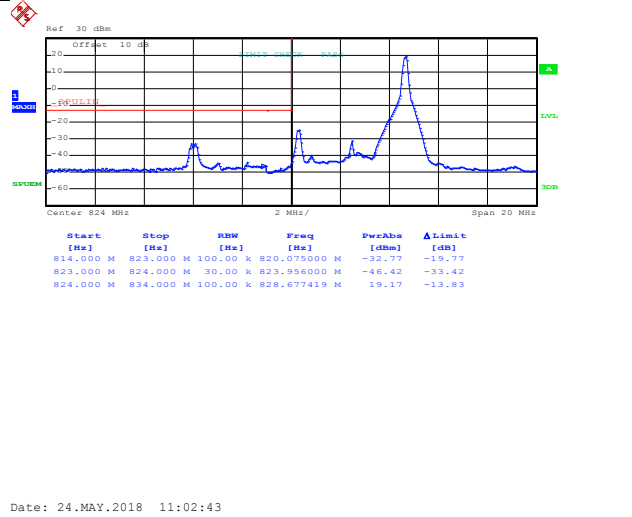


Lowest channel



Highest channel

16QAM & RB Size 24

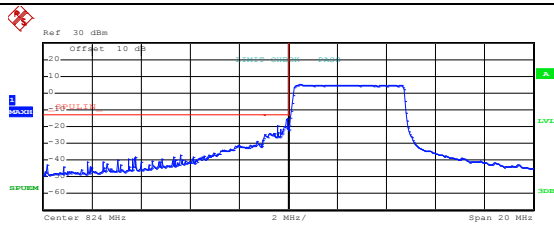


Lowest channel



Highest channel

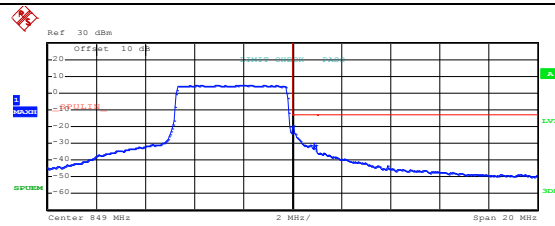
16QAM & RB Size 25



Start [Hz]	Stop [Hz]	RBW [Hz]	Freq [Hz]	PwrAbs [dBm]	Δ Limit [dB]
814.000 M	823.000 M	100.00 k	823.000000 M	-29.24	-19.24
823.000 M	824.000 M	100.00 k	823.989000 M	-15.30	-2.30
824.000 M	834.000 M	100.00 k	824.483871 M	5.07	-27.93

Date: 24.MAY.2018 11:03:12

Lowest channel

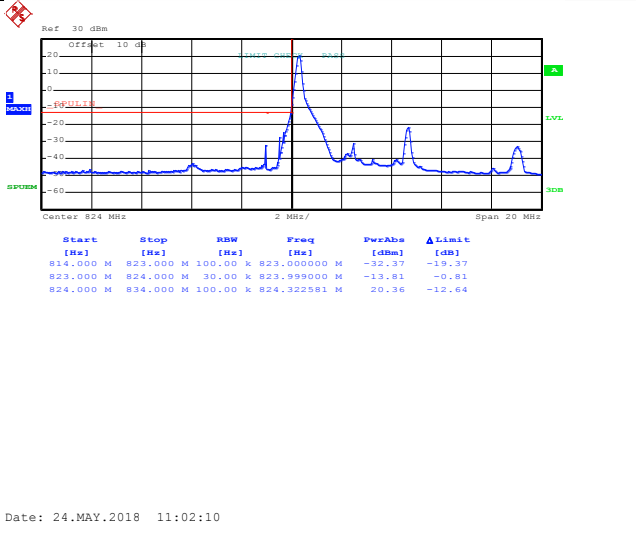


Start [Hz]	Stop [Hz]	RBW [Hz]	Freq [Hz]	PwrAbs [dBm]	Δ Limit [dB]
839.000 M	849.000 M	100.00 k	846.661290 M	4.70	-28.30
849.000 M	850.000 M	100.00 k	849.036000 M	-19.48	-6.48
850.000 M	859.000 M	100.00 k	850.108000 M	-35.68	-22.68

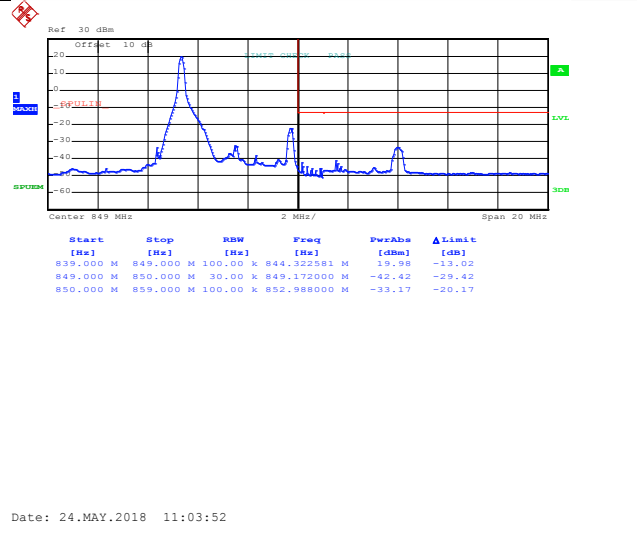
Date: 24.MAY.2018 11:07:55

Highest channel

LTE Band 5, BW: 5MHz QPSK & RB Size 1

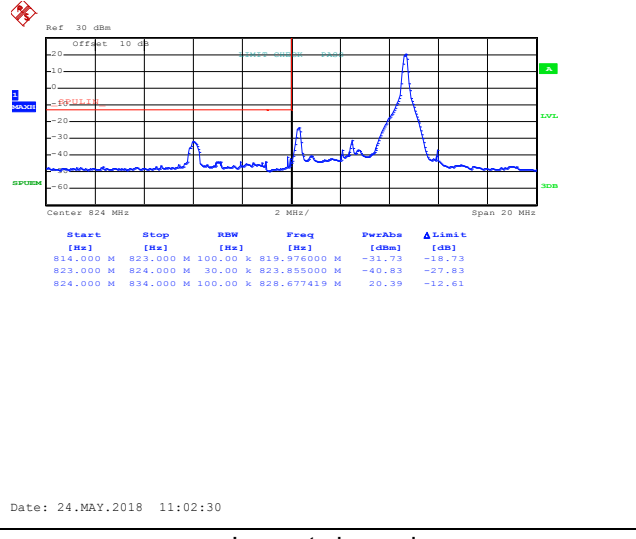


Lowest channel

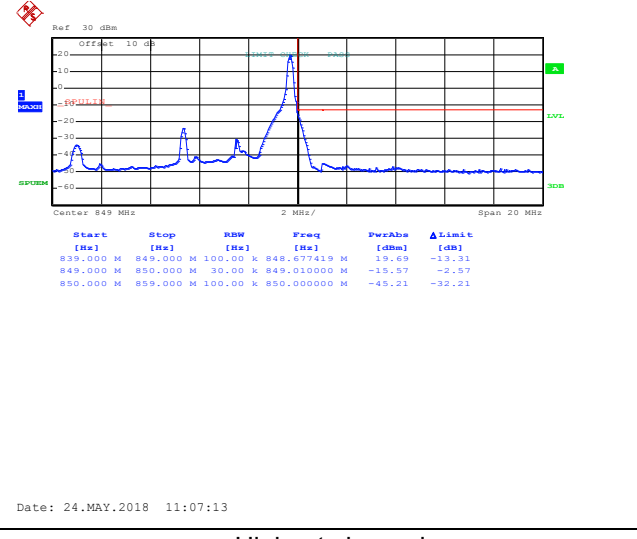


Highest channel

QPSK & RB Size 24

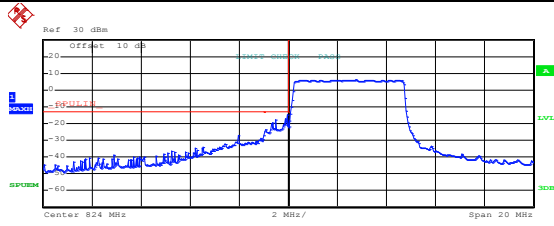


Lowest channel



Highest channel

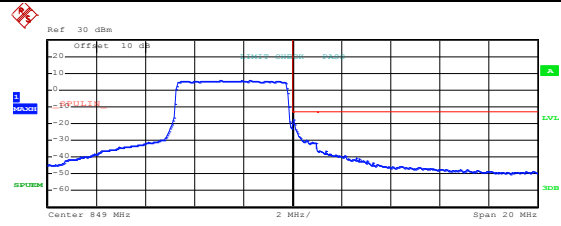
QPSK & RB Size 25



Start [Hz]	Stop [Hz]	RBW [Hz]	Freq [Hz]	PwrAbs [dBm]	Δ Limit [dB]
814.000 M	823.000 M	100.00 k	821.955000 M	-26.93	-13.83
823.000 M	824.000 M	100.00 k	823.959000 M	-14.67	-1.67
824.000 M	834.000 M	100.00 k	826.741935 M	6.09	-26.91

Date: 24.MAY.2018 11:03:04

Lowest channel

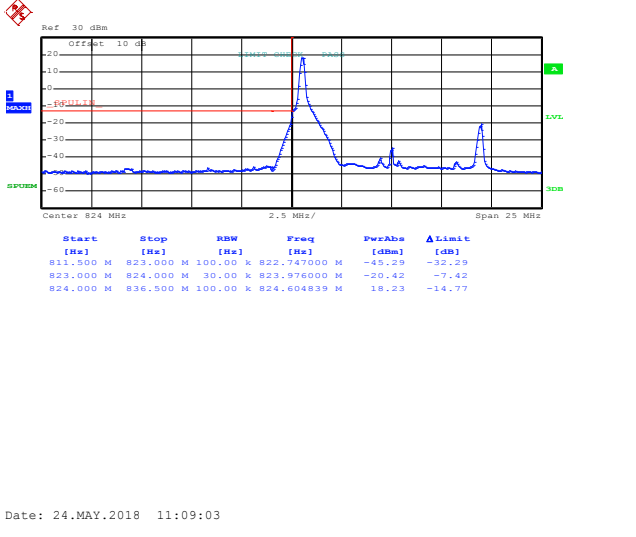


Start [Hz]	Stop [Hz]	RBW [Hz]	Freq [Hz]	PwrAbs [dBm]	Δ Limit [dB]
839.000 M	849.000 M	100.00 k	846.996774 M	5.71	-27.29
849.000 M	850.000 M	100.00 k	849.036000 M	-17.89	-4.89
850.000 M	859.000 M	100.00 k	850.000000 M	-35.91	-22.91

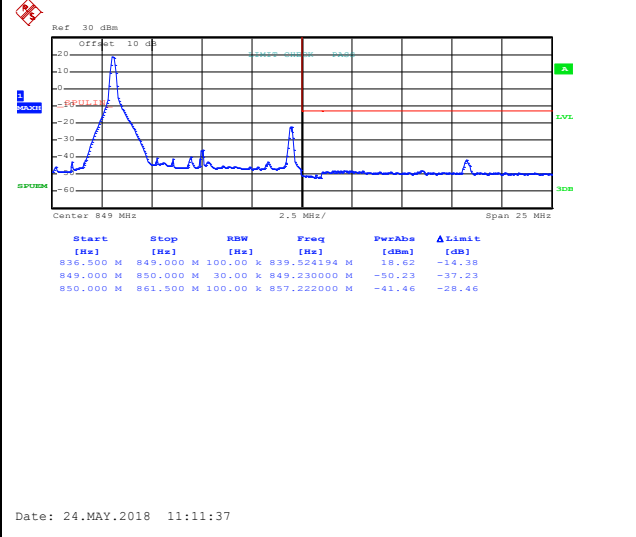
Date: 24.MAY.2018 11:07:45

Highest channel

LTE Band 5, BW: 10MHz 16QAM & RB Size 1

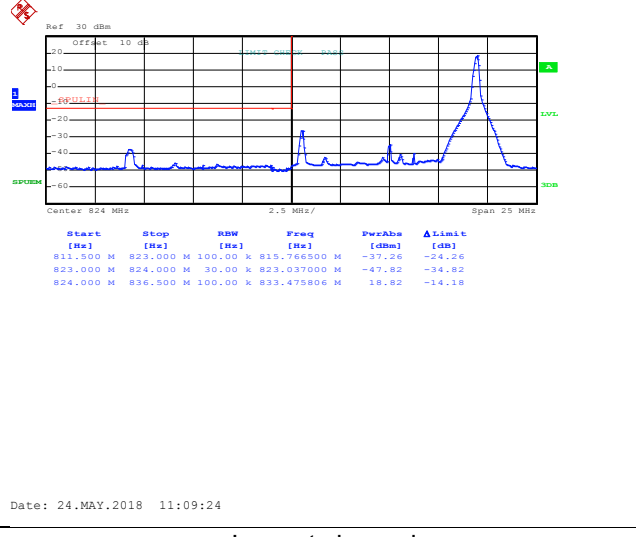


Lowest channel



Highest channel

16QAM & RB Size 49

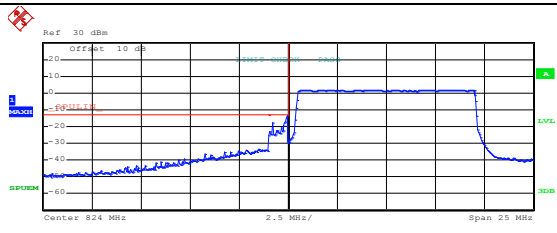


Lowest channel



Highest channel

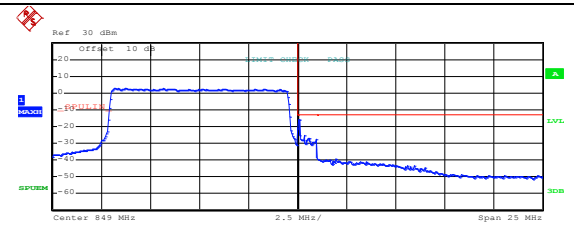
16QAM & RB Size 50



Start [Hz]	Stop [Hz]	RBW [Hz]	Freq [Hz]	PwrAbs [dBm]	Δ Limit [dB]
811.500 M	823.000 M	100.00 k	822.595500 M	-33.91	-20.51
823.000 M	824.000 M	300.00 k	823.996000 M	-13.76	-0.76
824.000 M	836.500 M	100.00 k	832.366935 M	1.92	-31.08

Date: 24.MAY.2018 11:10:37

Lowest channel

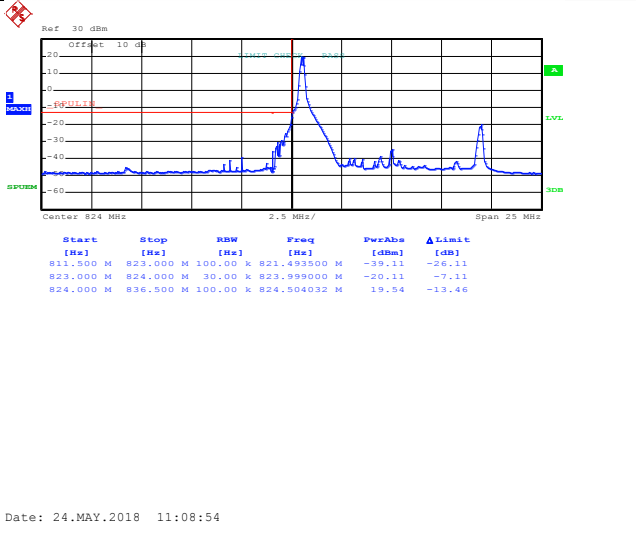


Start [Hz]	Stop [Hz]	RBW [Hz]	Freq [Hz]	PwrAbs [dBm]	Δ Limit [dB]
836.500 M	849.000 M	100.00 k	839.625000 M	2.77	-30.23
849.000 M	850.000 M	300.00 k	849.110000 M	-15.69	-2.69
850.000 M	861.500 M	100.00 k	850.000000 M	-39.06	-26.06

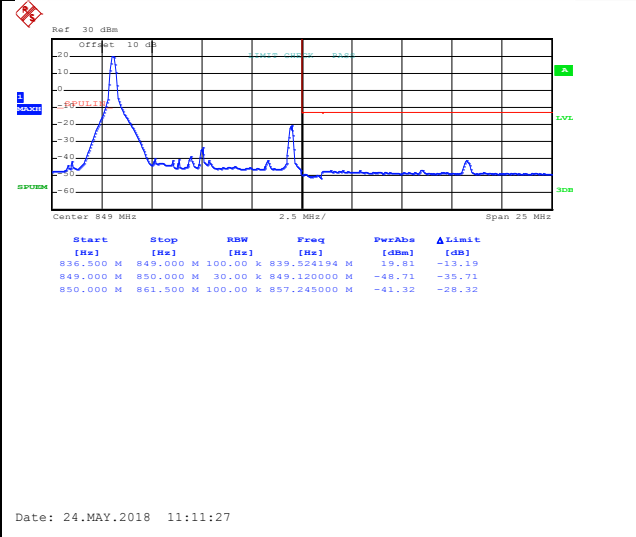
Date: 24.MAY.2018 11:13:52

Highest channel

LTE Band 5, BW: 10MHz QPSK & RB Size 1

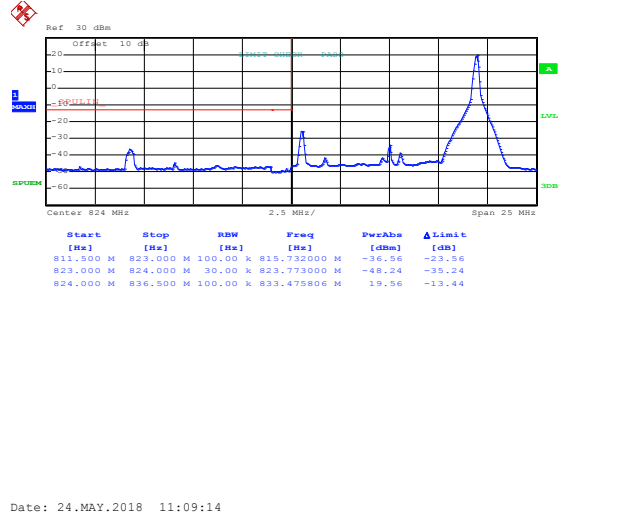


Lowest channel



Highest channel

QPSK & RB Size 49

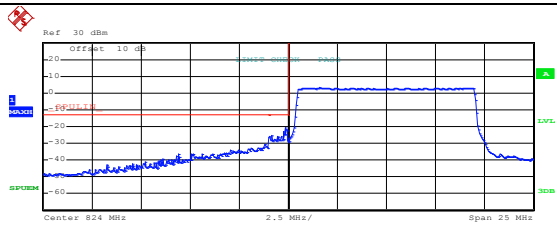


Lowest channel



Highest channel

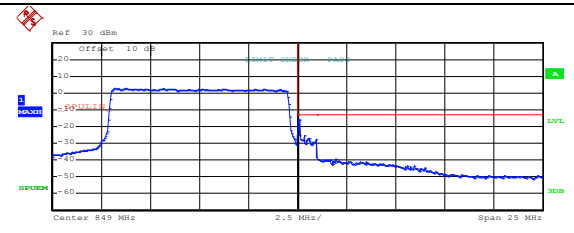
QPSK & RB Size 50



Start [Hz]	Stop [Hz]	RW [Hz]	Freq [Hz]	PwrAbs [dBm]	Δ Limit [dB]
811.500 M	823.000 M	100.00 k	822.781500 M	-30.48	-17.48
823.000 M	824.000 M	100.00 k	823.851000 M	-20.80	-7.80
824.000 M	836.500 M	100.00 k	825.612903 M	3.11	-29.89

Date: 24.MAY.2018 11:09:45

Lowest channel



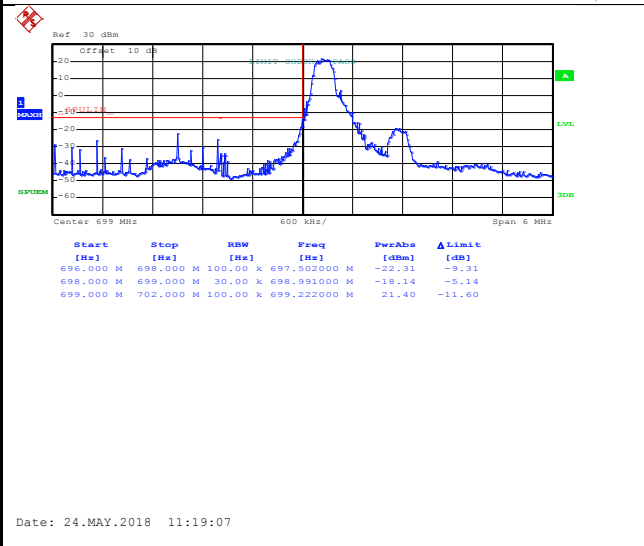
Start [Hz]	Stop [Hz]	RW [Hz]	Freq [Hz]	PwrAbs [dBm]	Δ Limit [dB]
836.500 M	849.000 M	100.00 k	839.625000 M	2.77	-30.23
849.000 M	850.000 M	300.00 k	849.110000 M	-15.69	-2.69
850.000 M	861.500 M	100.00 k	850.000000 M	-39.06	-26.06

Date: 24.MAY.2018 11:13:04

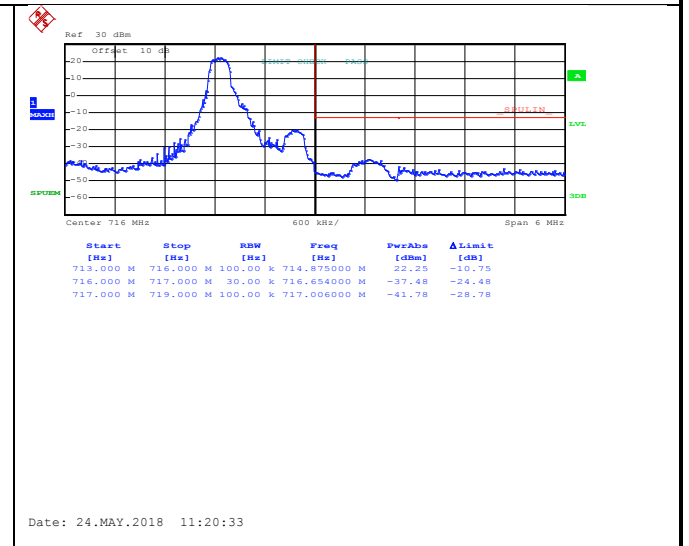
Highest channel

LTE band 12 part:

LTE Band 12, BW: 1.4MHz
16QAM & RB Size 1

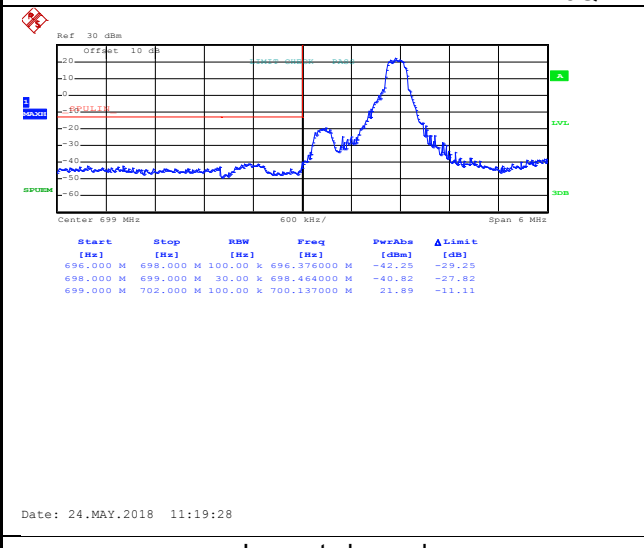


Lowest channel

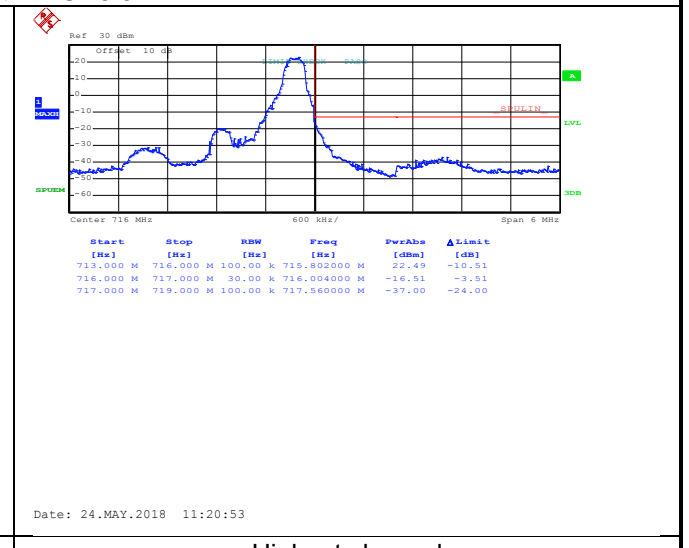


Highest channel

16QAM & RB Size 5

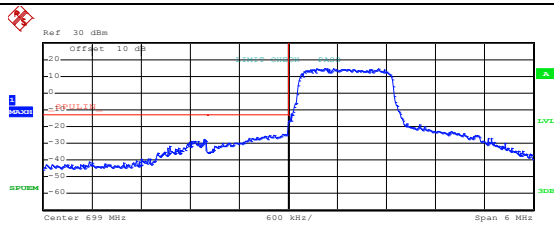


Lowest channel



Highest channel

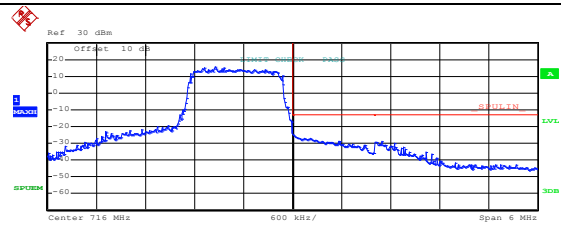
16QAM & RB Size 6



Start [Hz]	Stop [Hz]	RBW [Hz]	Freq [Hz]	PwrAbs [dBm]	Δ Limit [dB]
696.000 M	699.000 M	100.00 k	697.972000 M	-27.43	-14.43
698.000 M	699.000 M	30.00 k	698.938000 M	-24.52	-11.52
699.000 M	702.000 M	100.00 k	699.351000 M	14.51	-18.49

Date: 24.MAY.2018 11:19:49

Lowest channel

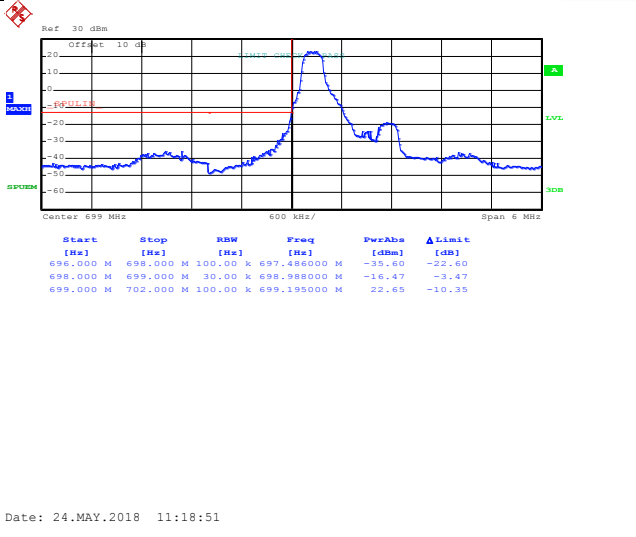


Start [Hz]	Stop [Hz]	RBW [Hz]	Freq [Hz]	PwrAbs [dBm]	Δ Limit [dB]
713.000 M	716.000 M	100.00 k	715.046000 M	15.47	-17.53
716.000 M	717.000 M	30.00 k	716.003000 M	-24.39	-11.39
717.000 M	719.000 M	100.00 k	717.096000 M	-29.03	-16.03

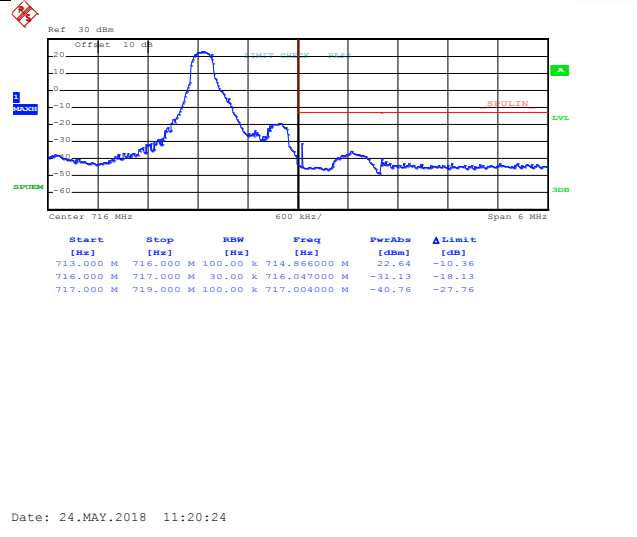
Date: 24.MAY.2018 11:21:11

Highest channel

LTE Band 12, BW: 1.4MHz QPSK & RB Size 1

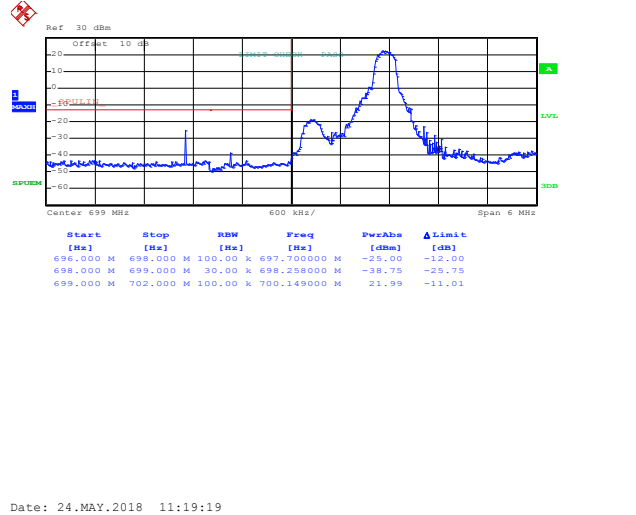


Lowest channel

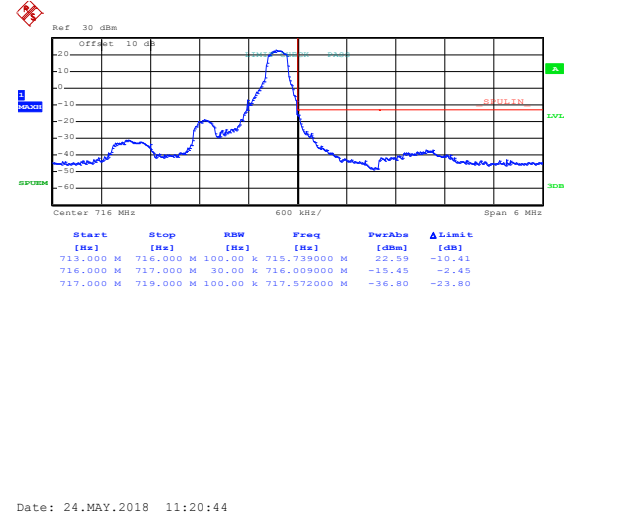


Highest channel

QPSK & RB Size 5

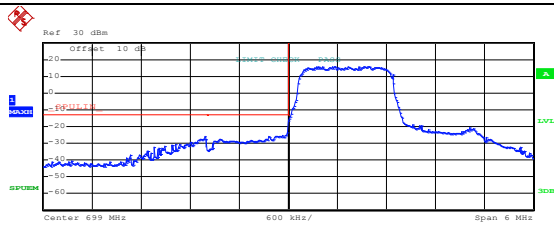


Lowest channel



Highest channel

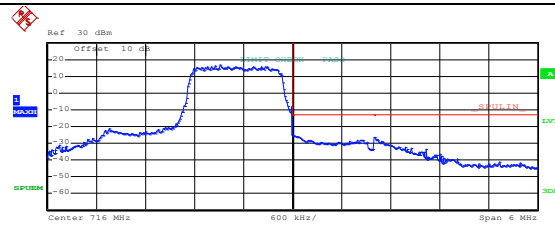
QPSK & RB Size 6



Start [Hz]	Stop [Hz]	RBW [Hz]	Freq [Hz]	PwrAbs [dBm]	Δ Limit [dB]
698.000 M	699.000 M	100.00 k	697.984000 M	-26.92	-13.02
698.000 M	699.000 M	30.00 k	698.984000 M	-24.44	-11.44
699.000 M	702.000 M	100.00 k	699.867000 M	15.93	-17.07

Date: 24.MAY.2018 11:19:41

Lowest channel

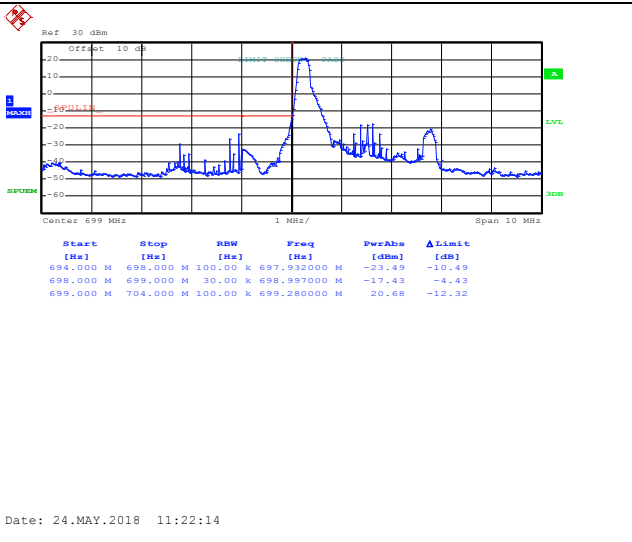


Start [Hz]	Stop [Hz]	RBW [Hz]	Freq [Hz]	PwrAbs [dBm]	Δ Limit [dB]
715.000 M	716.000 M	100.00 k	715.112000 M	16.72	-16.28
716.000 M	717.000 M	30.00 k	716.012000 M	-24.48	-11.48
717.000 M	719.000 M	100.00 k	717.000000 M	-26.42	-13.42

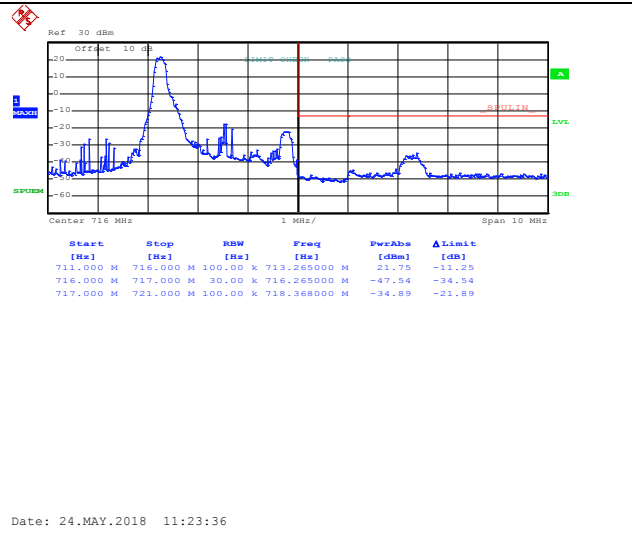
Date: 24.MAY.2018 11:21:04

Highest channel

LTE Band 12, BW: 3MHz 16QAM & RB Size 1

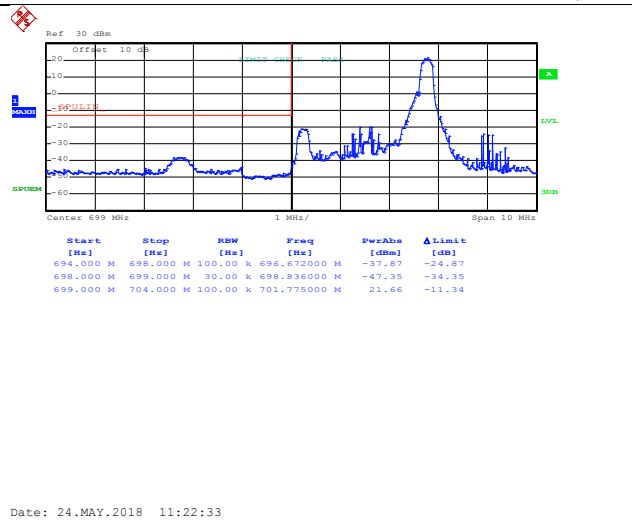


Lowest channel

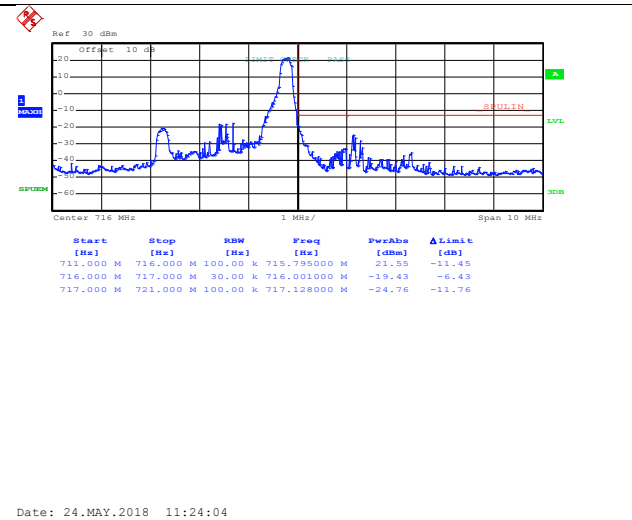


Highest channel

16QAM & RB Size 14

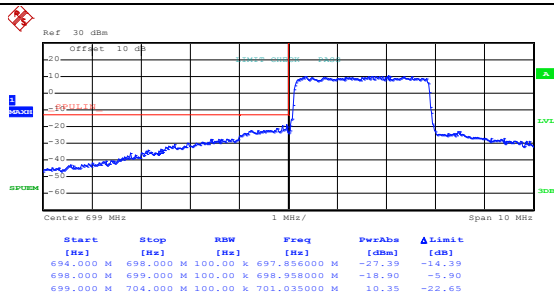


Lowest channel



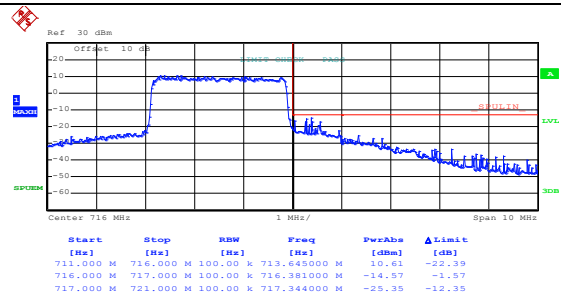
Highest channel

16QAM & RB Size 15



Date: 24.MAY.2018 11:22:59

Lowest channel



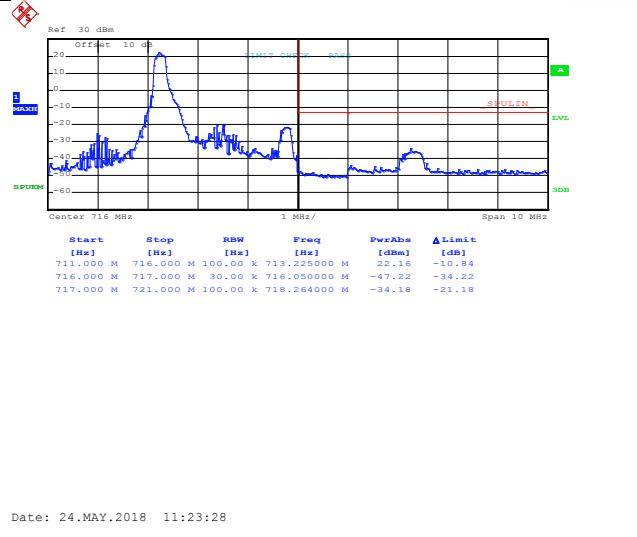
Date: 24.MAY.2018 11:24:41

Highest channel

LTE Band 12, BW: 3MHz QPSK & RB Size 1

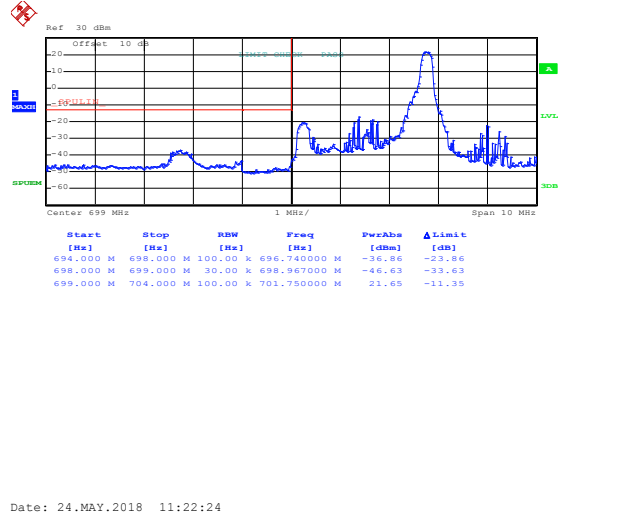


Lowest channel



Highest channel

QPSK & RB Size 14

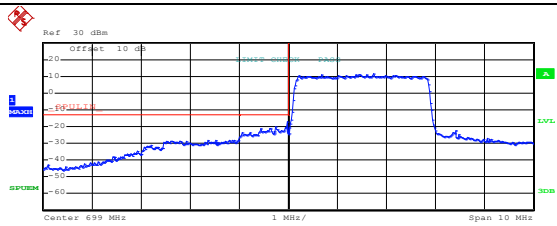


Lowest channel



Highest channel

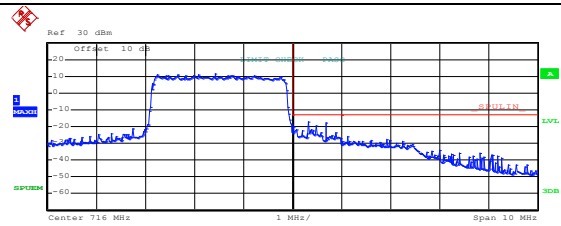
QPSK & RB Size 15



Start [Hz]	Stop [Hz]	RBW [Hz]	Freq [Hz]	PwrAbs [dBm]	ΔLimit [dB]
694.000 M	699.000 M	100.00 k	697.984000 M	-27.97	-14.97
698.000 M	699.000 M	100.00 k	698.984000 M	-17.14	-4.14
699.000 M	704.000 M	100.00 k	700.735000 M	11.51	-21.49

Date: 24.MAY.2018 11:22:50

Lowest channel

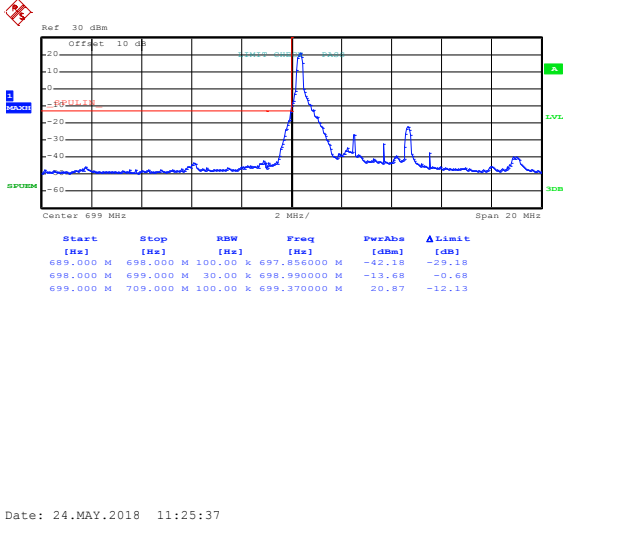


Start [Hz]	Stop [Hz]	RBW [Hz]	Freq [Hz]	PwrAbs [dBm]	ΔLimit [dB]
711.000 M	716.000 M	100.00 k	714.415000 M	11.91	-21.69
716.000 M	717.000 M	100.00 k	716.320000 M	-17.28	-4.28
717.000 M	721.000 M	100.00 k	717.108000 M	-25.62	-12.62

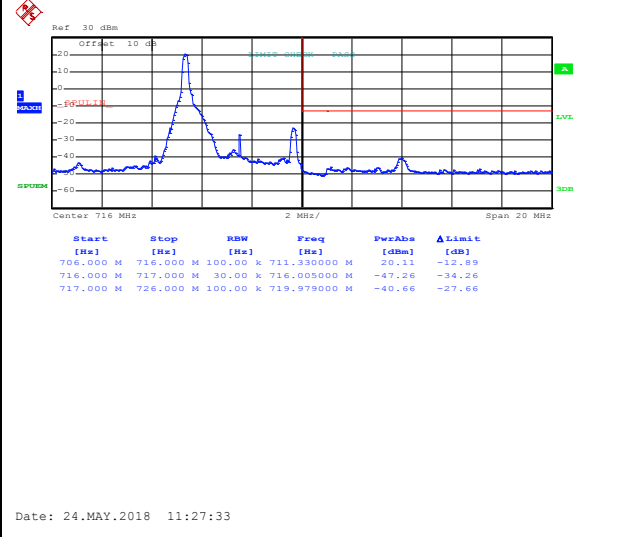
Date: 24.MAY.2018 11:24:31

Highest channel

LTE Band 12, BW: 5MHz 16QAM & RB Size 1

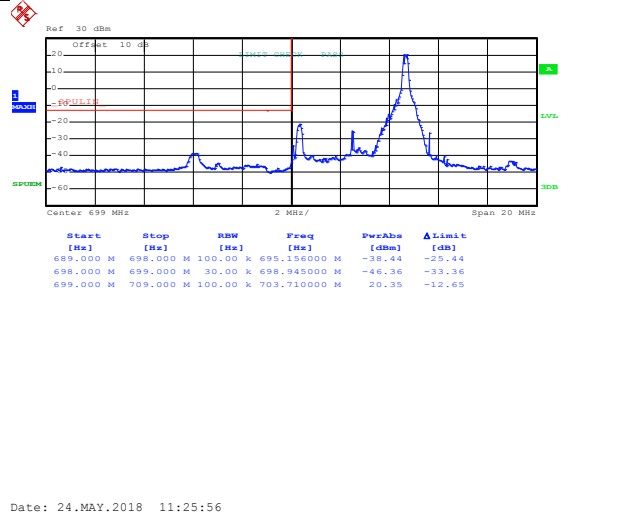


Lowest channel



Highest channel

16QAM & RB Size 24

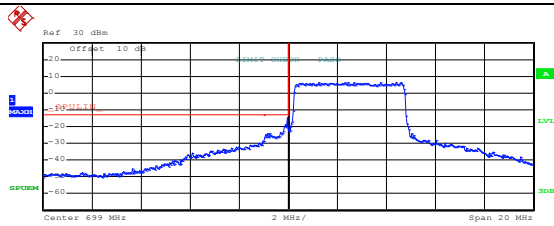


Lowest channel



Highest channel

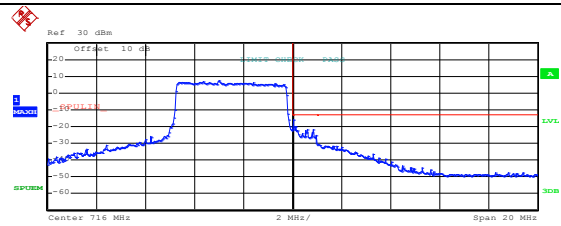
16QAM & RB Size 25



Start [Hz]	Stop [Hz]	RBW [Hz]	Freq [Hz]	PwrAbs [dBm]	Δ Limit [dB]
689.000 M	699.000 M	100.00 k	697.992000 M	-29.94	-19.94
698.000 M	699.000 M	100.00 k	698.987000 M	-14.97	-1.97
699.000 M	709.000 M	100.00 k	701.450000 M	6.59	-26.41

Date: 24.MAY.2018 11:27:01

Lowest channel

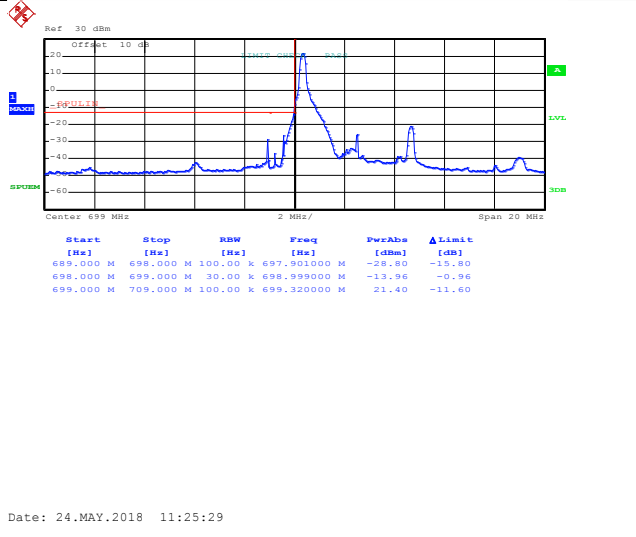


Start [Hz]	Stop [Hz]	RBW [Hz]	Freq [Hz]	PwrAbs [dBm]	Δ Limit [dB]
706.000 M	716.000 M	100.00 k	712.990000 M	7.32	-29.68
716.000 M	717.000 M	100.00 k	716.020000 M	-15.95	-2.95
717.000 M	726.000 M	100.00 k	717.027000 M	-30.73	-17.73

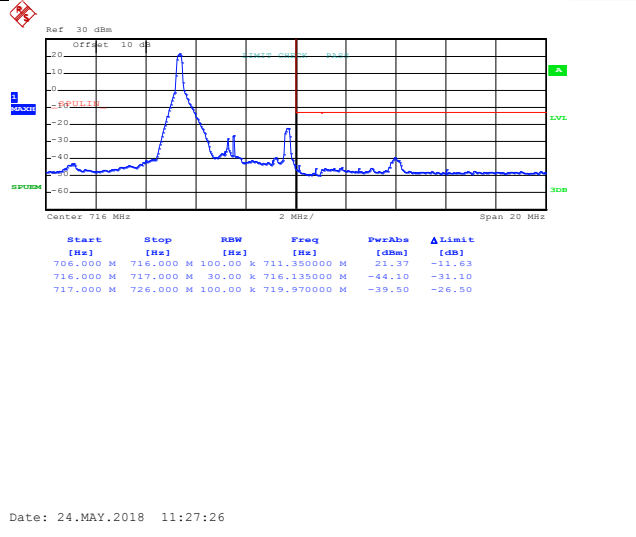
Date: 24.MAY.2018 11:28:20

Highest channel

LTE Band 12, BW: 5MHz QPSK & RB Size 1

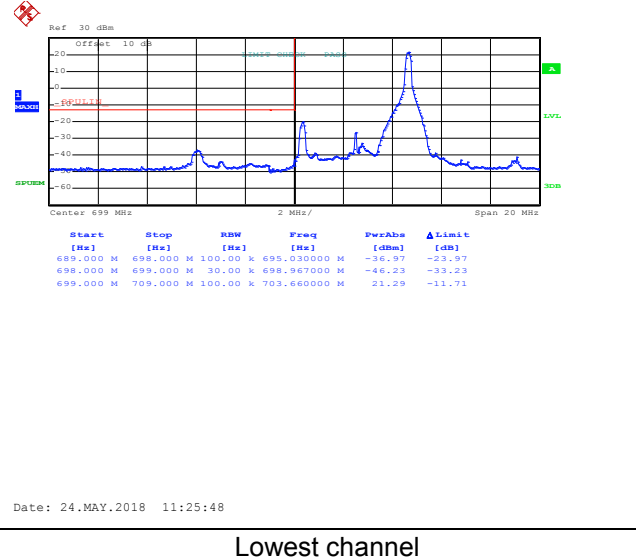


Lowest channel

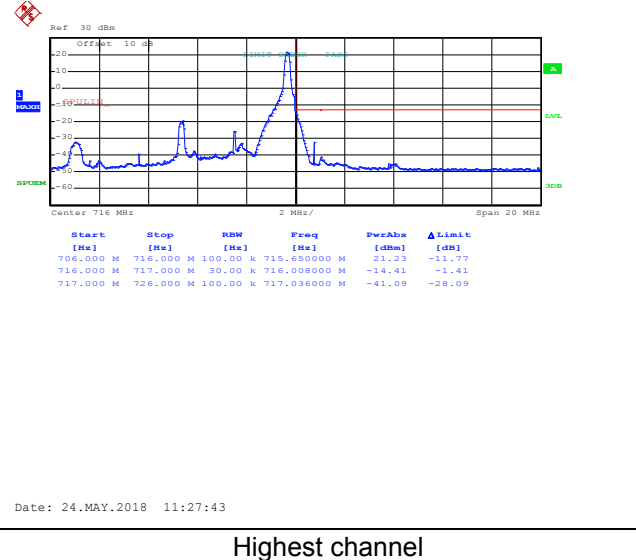


Highest channel

QPSK & RB Size 24

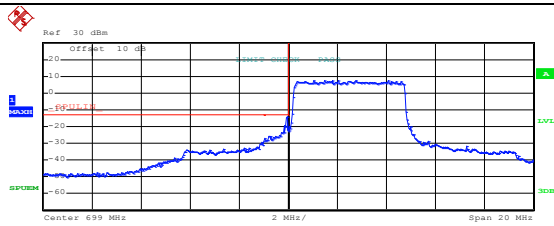


Lowest channel



Highest channel

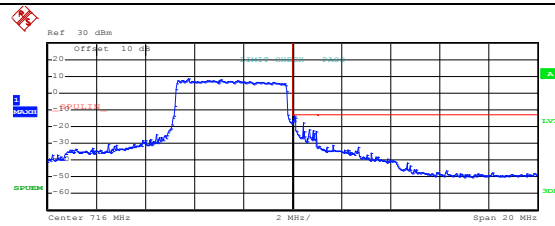
QPSK & RB Size 25



Start [Hz]	Stop [Hz]	RBW [Hz]	Freq [Hz]	PwrAbs [dBm]	Δ Limit [dB]
689.000 M	699.000 M	100.00 k	697.901000 M	-29.93	-18.53
698.000 M	699.000 M	100.00 k	698.960000 M	-14.02	-1.02
699.000 M	709.000 M	100.00 k	700.020000 M	7.67	-25.33

Date: 24.MAY.2018 11:26:54

Lowest channel

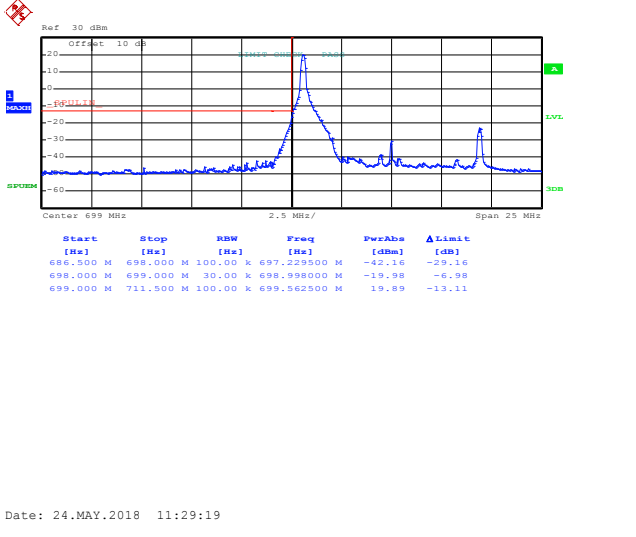


Start [Hz]	Stop [Hz]	RBW [Hz]	Freq [Hz]	PwrAbs [dBm]	Δ Limit [dB]
706.000 M	716.000 M	100.00 k	711.760000 M	9.28	-24.62
716.000 M	717.000 M	100.00 k	716.083000 M	-13.47	-0.47
717.000 M	726.000 M	100.00 k	717.630000 M	-30.88	-17.88

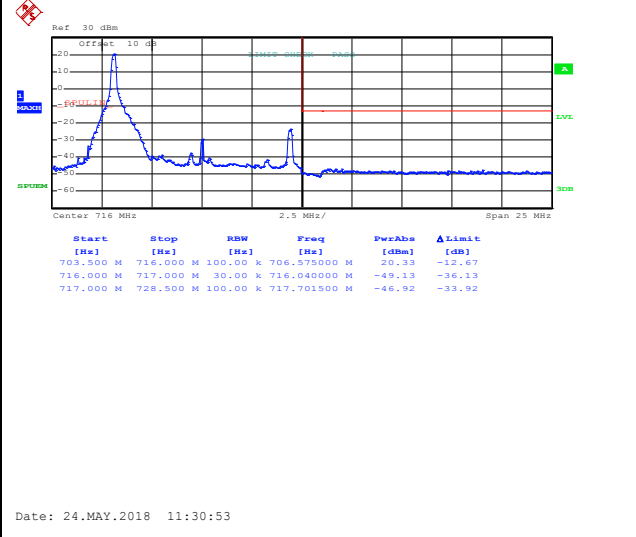
Date: 24.MAY.2018 11:28:13

Highest channel

LTE Band 12, BW: 10MHz 16QAM & RB Size 1

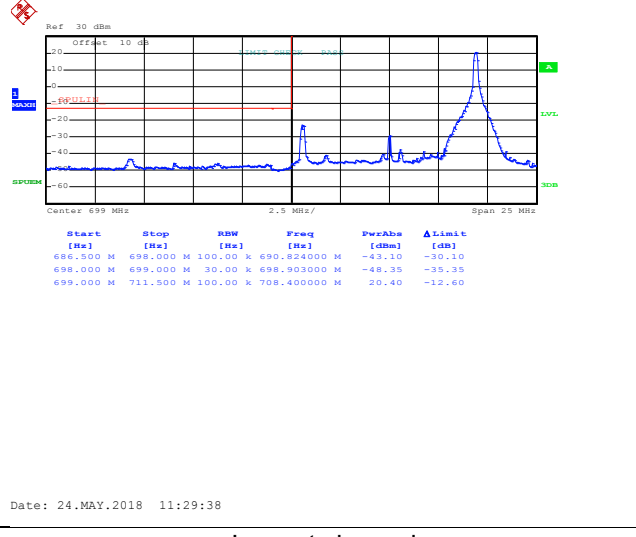


Lowest channel

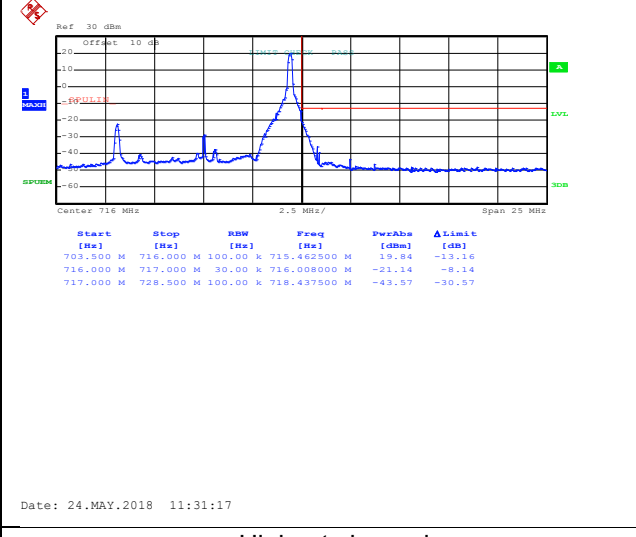


Highest channel

16QAM & RB Size 49

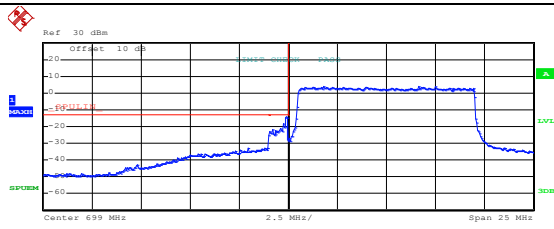


Lowest channel



Highest channel

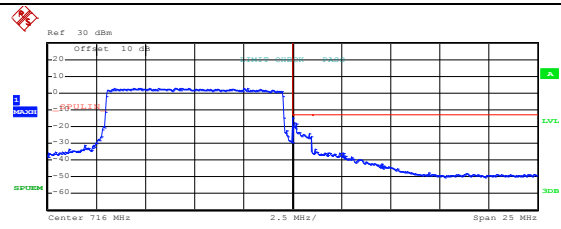
16QAM & RB Size 50



Start [Hz]	Stop [Hz]	RBW [Hz]	Freq [Hz]	PwrAbs [dBm]	Δ Limit [dB]
686.500 M	698.000 M	100.00 k	696.915000 M	-32.97	-19.57
698.000 M	699.000 M	300.00 k	698.509000 M	-13.93	-0.93
699.000 M	711.500 M	100.00 k	700.787500 M	4.23	-28.77

Date: 24.MAY.2018 11:30:13

Lowest channel

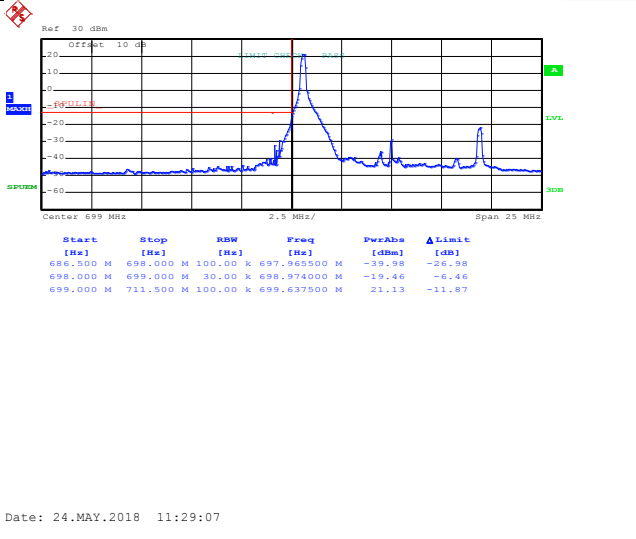


Start [Hz]	Stop [Hz]	RBW [Hz]	Freq [Hz]	PwrAbs [dBm]	Δ Limit [dB]
703.500 M	716.000 M	100.00 k	710.000000 M	3.95	-29.95
716.000 M	717.000 M	300.00 k	716.022000 M	-14.81	-1.81
717.000 M	728.500 M	100.00 k	717.115000 M	-33.54	-20.54

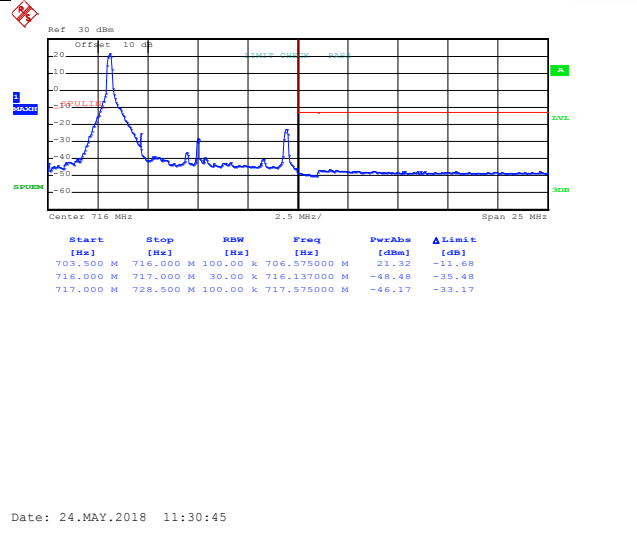
Date: 24.MAY.2018 11:31:55

Highest channel

LTE Band 12, BW: 10MHz QPSK & RB Size 1

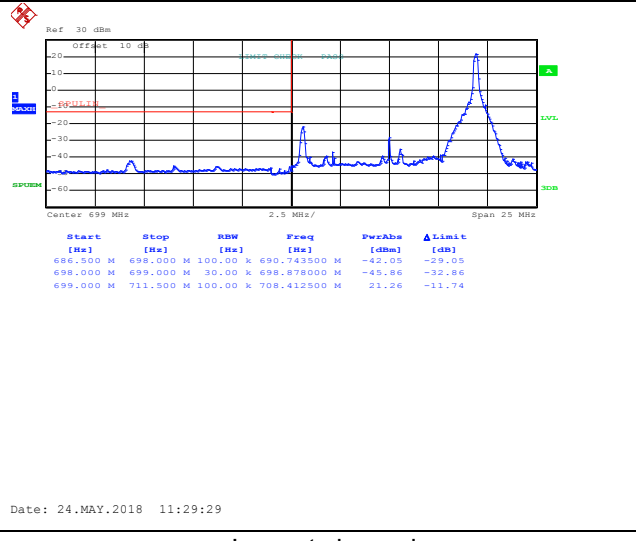


Lowest channel

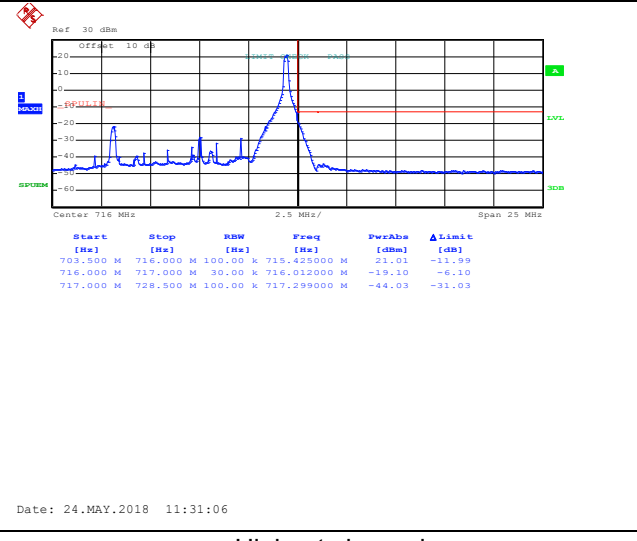


Highest channel

QPSK & RB Size 49

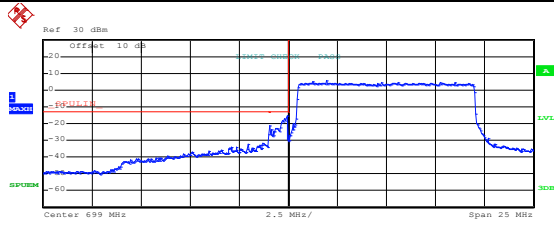


Lowest channel



Highest channel

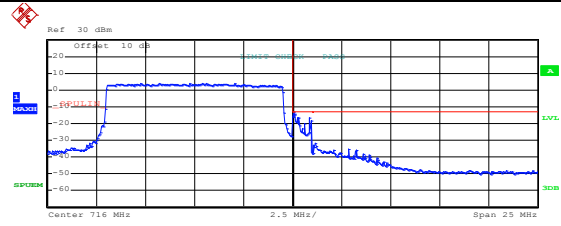
QPSK & RB Size 50



Start [Hz]	Stop [Hz]	RBW [Hz]	Freq [Hz]	PwrAbs [dBm]	Δ Limit [dB]
686.500 M	699.000 M	100.00 k	697.712500 M	-31.96	-19.66
698.000 M	699.000 M	300.00 k	698.981000 M	-15.53	-2.53
699.000 M	711.500 M	100.00 k	700.950000 M	5.45	-27.55

Date: 24.MAY.2018 11:29:54

Lowest channel



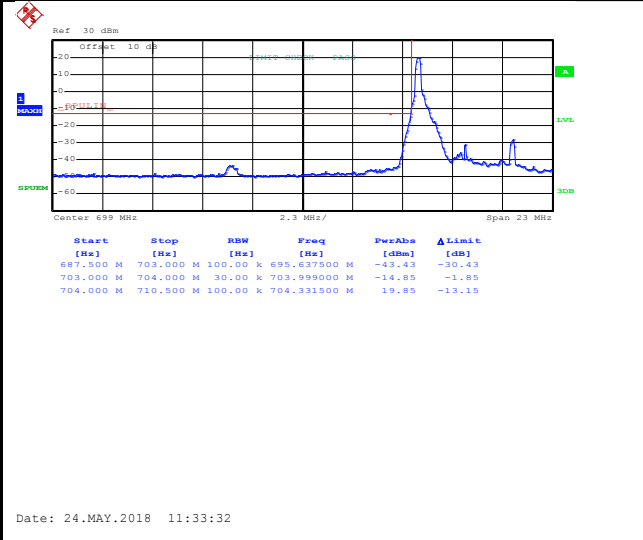
Start [Hz]	Stop [Hz]	RBW [Hz]	Freq [Hz]	PwrAbs [dBm]	Δ Limit [dB]
703.500 M	716.000 M	100.00 k	711.400000 M	4.07	-28.93
716.000 M	717.000 M	300.00 k	716.042000 M	-13.19	-0.19
717.000 M	728.500 M	100.00 k	717.149500 M	-31.75	-18.75

Date: 24.MAY.2018 11:31:48

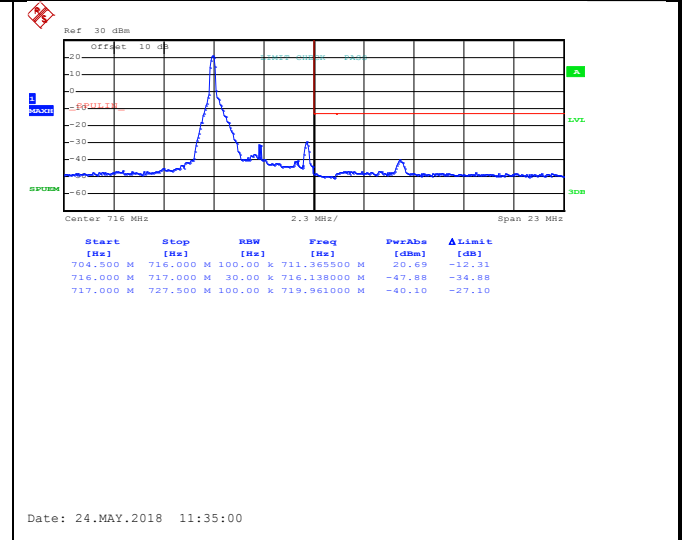
Highest channel

LTE Band 17 part:

LTE Band 17, BW: 5MHz
16QAM & RB Size 1



Lowest channel



Highest channel

16QAM & RB Size 24

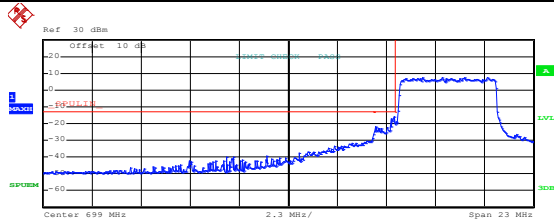


Lowest channel



Highest channel

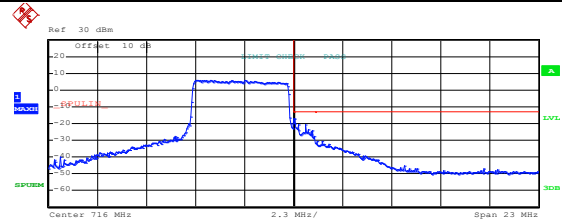
16QAM & RB Size 25



Start [Hz]	Stop [Hz]	RBW [Hz]	Freq [Hz]	PwrAbs [dBm]	Δ Limit [dB]
687.500 M	703.000 M	100.00 k	702.994500 M	-29.49	-19.49
703.000 M	704.000 M	100.00 k	703.994000 M	-15.69	-2.69
704.000 M	710.500 M	100.00 k	705.280500 M	7.43	-25.57

Date: 24.MAY.2018 11:34:25

Lowest channel

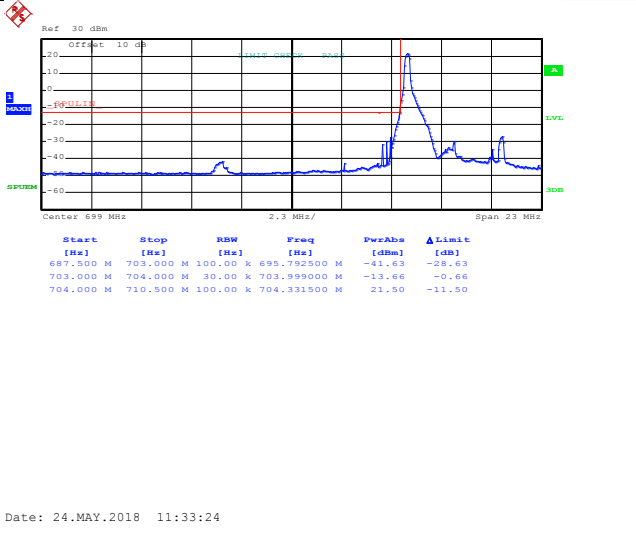


Start [Hz]	Stop [Hz]	RBW [Hz]	Freq [Hz]	PwrAbs [dBm]	Δ Limit [dB]
704.500 M	716.000 M	100.00 k	713.677000 M	5.79	-27.21
716.000 M	717.000 M	100.00 k	716.006000 M	-17.30	-4.30
717.000 M	727.500 M	100.00 k	717.010500 M	-29.94	-16.94

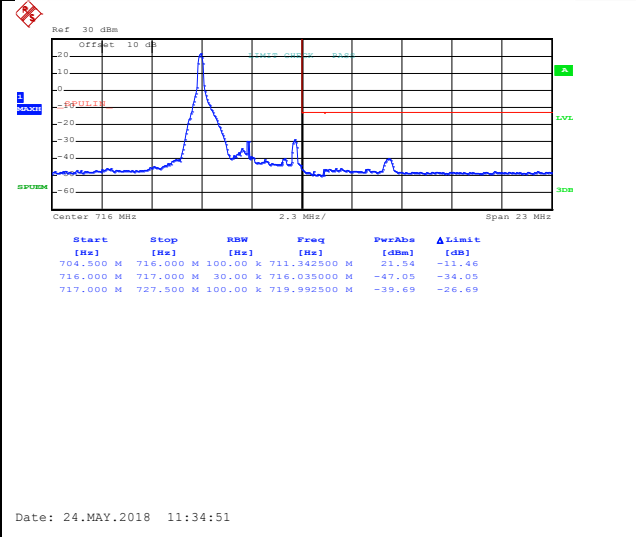
Date: 24.MAY.2018 11:36:09

Highest channel

LTE Band 17, BW: 5MHz QPSK & RB Size 1

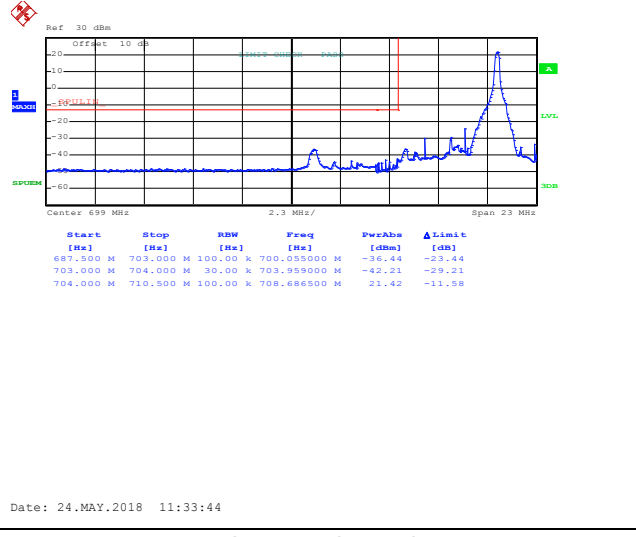


Lowest channel

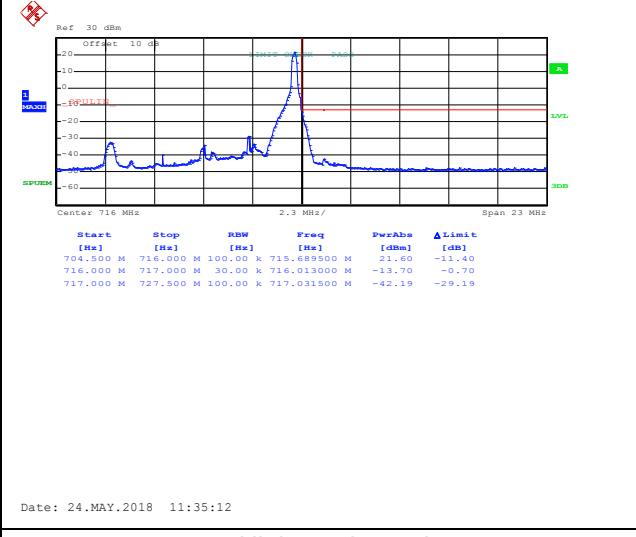


Highest channel

QPSK & RB Size 24

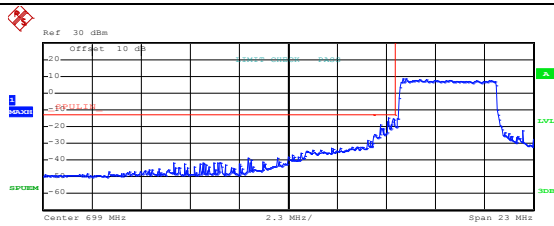


Lowest channel



Highest channel

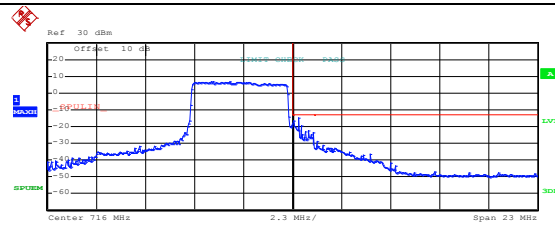
QPSK & RB Size 25



Start [Hz]	Stop [Hz]	RBW [Hz]	Freq [Hz]	PwrAbs [dBm]	Δ Limit [dB]
687.500 M	703.000 M	100.00 k	702.705500 M	-28.17	-19.17
703.000 M	704.000 M	100.00 k	703.702000 M	-14.84	-1.84
704.000 M	710.500 M	100.00 k	704.390000 M	8.46	-24.54

Date: 24.MAY.2018 11:34:17

Lowest channel

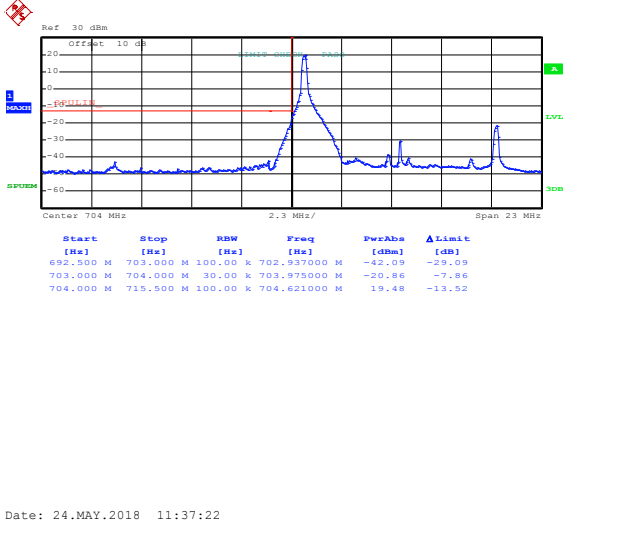


Start [Hz]	Stop [Hz]	RBW [Hz]	Freq [Hz]	PwrAbs [dBm]	Δ Limit [dB]
704.500 M	716.000 M	100.00 k	712.274000 M	6.93	-28.07
716.000 M	717.000 M	100.00 k	716.277000 M	-14.94	-1.94
717.000 M	727.500 M	100.00 k	717.157500 M	-28.54	-15.54

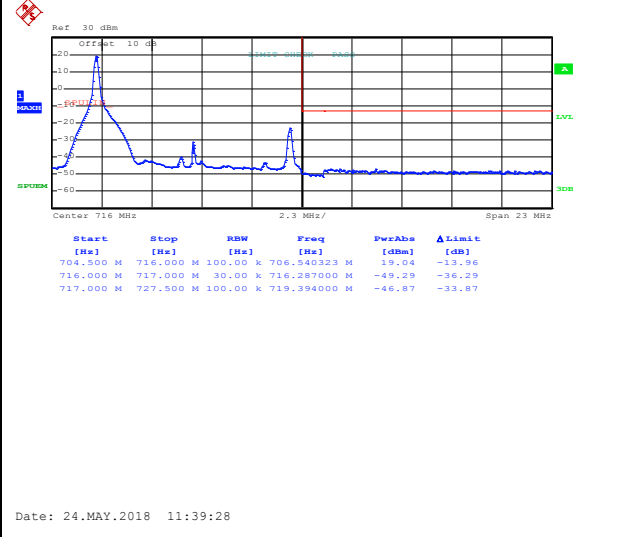
Date: 24.MAY.2018 11:36:02

Highest channel

LTE Band 17, BW: 10MHz
16QAM & RB Size 1

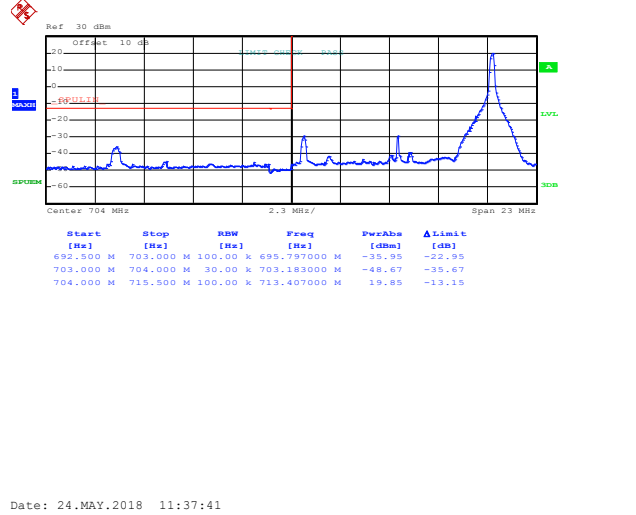


Lowest channel



Highest channel

16QAM & RB Size 49

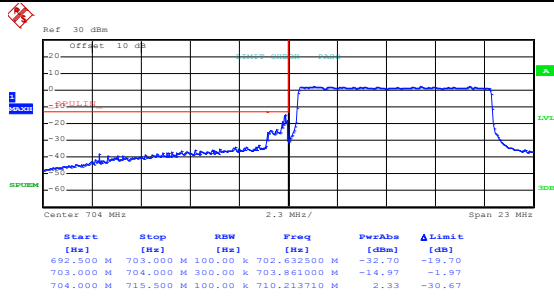


Lowest channel



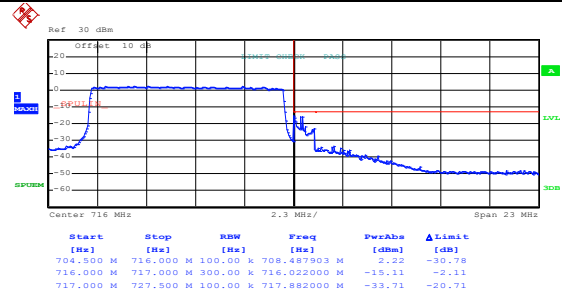
Highest channel

16QAM & RB Size 50



Date: 24.MAY.2018 11:38:45

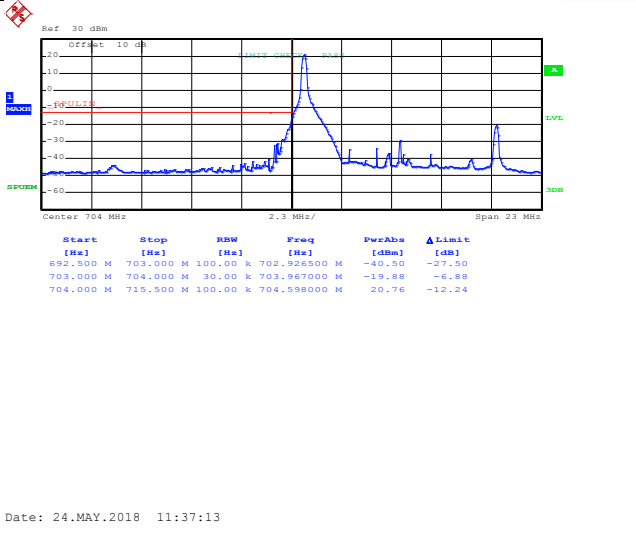
Lowest channel



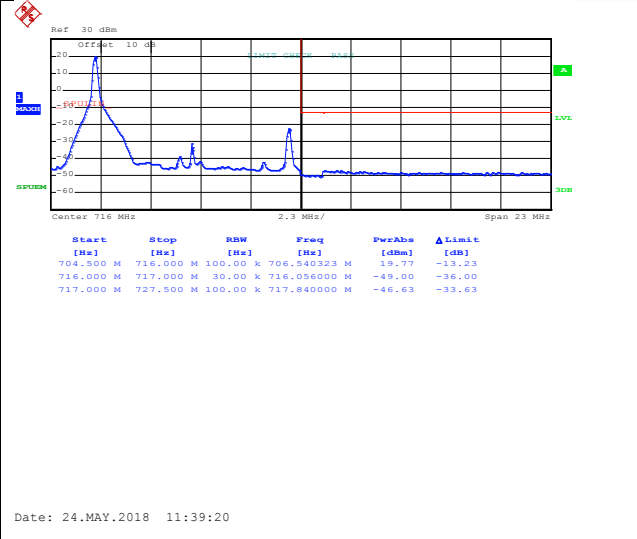
Date: 24.MAY.2018 11:40:23

Highest channel

LTE Band 17, BW: 10MHz QPSK & RB Size 1

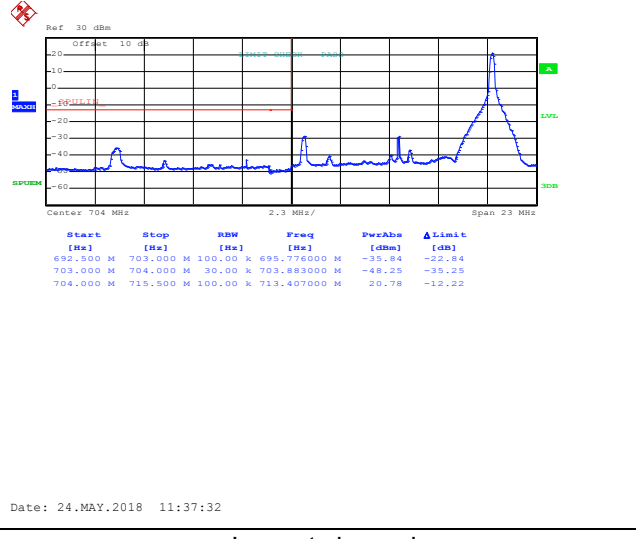


Lowest channel

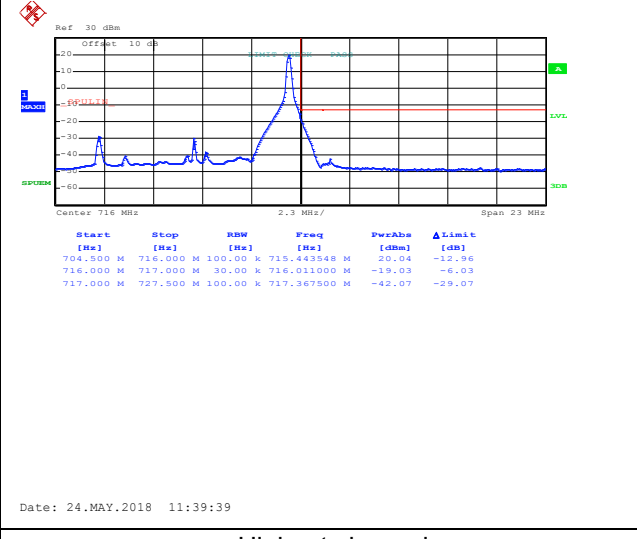


Highest channel

QPSK & RB Size 49

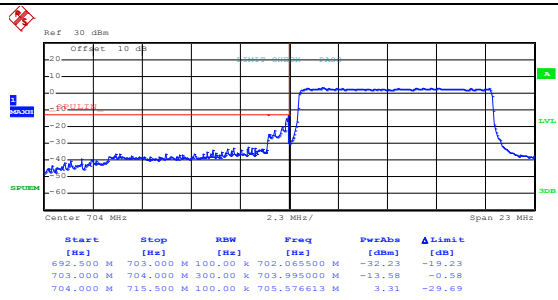


Lowest channel



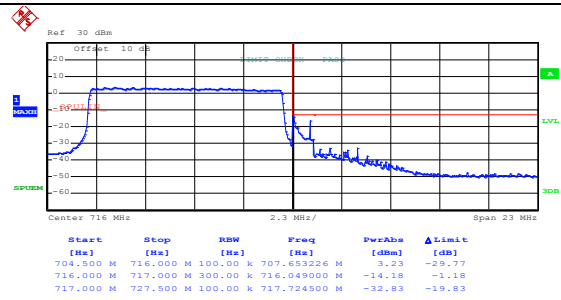
Highest channel

QPSK & RB Size 50



Date: 24.MAY.2018 11:38:21

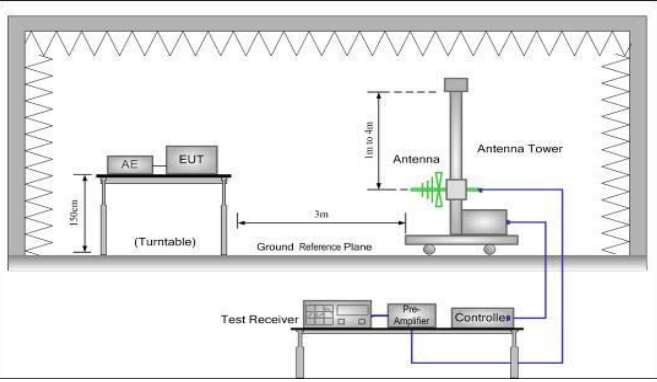
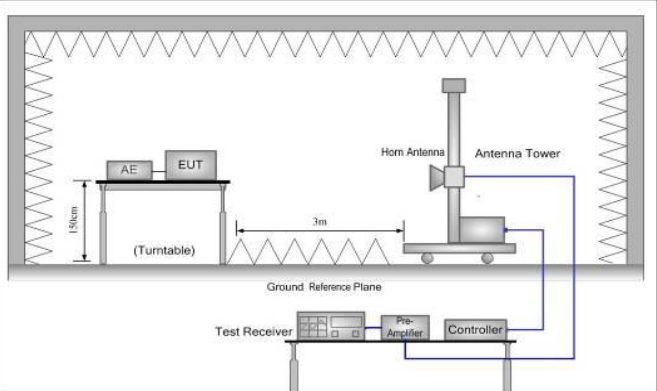
Lowest channel



Date: 24.MAY.2018 11:40:13

Highest channel

6.5 ERP, EIRP Measurement

Test Requirement:	Part 22.913(a)(2), Part 24.232(c), Part 27.50(c)(10), Part 27.50(d)(4),
Test Method:	ANSI/TIA-603-D 2010
Limit:	LTE Band 2: 2W EIRP, LTE Band 5: 7W EIRP, LTE Band 4: 1W EIRP, LTE Band 12: 3W EIRP, LTE Band 17: 3W EIRP
Test setup:	<p>Below 1GHz</p>  <p>Above 1GHz</p> 
Test Procedure:	<ol style="list-style-type: none"> The EUT was placed on an non-conductive turntable using a non-conductive support. The radiated emission at the fundamental frequency was measured at 3 m with a test antenna and EMI spectrum analyzer. During the measurement, the EUT was communication with the station. The highest emission was recorded with the rotation of the turntable and the lowering of the test antenna from 4m to 1m. The reading was recorded and the field strength (E in dBuV/m) was calculated. ERP in frequency band below 1GHz were measured using a substitution method. The EUT was replaced by dipole antenna connected, the S.G. output was recorded and ERP was calculated as follows: $ERP = S.G. \text{ output (dBm)} + \text{Antenna Gain (dBd)} - \text{Cable Loss (dB)}$ EIRP in frequency band above 1GHz were measured using a substitution method. The EUT was replaced by or horn antenna connected, the S.G. output was recorded and EIRP was calculated as follows: $EIRP = S.G. \text{ output (dBm)} + \text{Antenna Gain (dBi)} - \text{Cable Loss (dB)}$ The worse case was relating to the conducted output power.
Test Instruments:	Refer to section 5.9 for details
Test mode:	Refer to section 5.3 for details
Test results:	Passed

Measurement Data:

LTE Band 2 part:

LTE Band 2							
BW: 1.4MHz							
Frequency (MHz)	UL Channel	Modulation	EUT Pol.	Antenna Pol.	EIRP(dBm)	Limit (dBm)	Result
Lowest Channel							
1850.70	18607	QPSK	H	V	21.07	33.00	Pass
				H	18.20		
1850.70	18607	16QAM	H	V	20.26		
				H	17.96		
Middle Channel							
1880.00	18900	QPSK	H	V	21.69	33.00	Pass
				H	19.10		
1880.00	18900	16QAM	H	V	20.46		
				H	18.22		
Highest Channel							
1909.3	19193	QPSK	H	V	20.29	33.00	Pass
				H	17.39		
1909.3	19193	16QAM	H	V	19.92		
				H	19.32		
BW: 3MHz							
Frequency (MHz)	UL Channel	Modulation	EUT Pol.	Antenna Pol.	EIRP(dBm)	Limit (dBm)	Result
Lowest Channel							
1851.50	18615	QPSK	H	V	22.02	33.00	Pass
				H	19.32		
1851.50	18615	16QAM	H	V	21.25		
				H	18.46		
Middle Channel							
1880.00	18900	QPSK	H	V	21.23	33.00	Pass
				H	19.62		
1880.00	18900	16QAM	H	V	21.25		
				H	17.34		
Highest Channel							
1908.50	19185	QPSK	H	V	20.22	33.00	Pass
				H	16.54		
1908.50	19185	16QAM	H	V	20.24		
				H	19.47		

LTE Band 2							
BW: 5MHz							
Frequency (MHz)	UL Channel	Modulation	EUT Pol.	Antenna Pol.	EIRP(dBm)	Limit (dBm)	Result
Lowest Channel							
1852.50	18625	QPSK	H	V	22.25	33.00	Pass
				H	19.62		
1852.50	18625	16QAM	H	V	21.44		
				H	19.47		
Middle Channel							
1880.00	18900	QPSK	H	V	21.29	33.00	Pass
				H	20.22		
1880.00	18900	16QAM	H	V	21.42		
				H	17.62		
Highest Channel							
1907.50	19175	QPSK	H	V	21.26	33.00	Pass
				H	15.24		
1907.50	19175	16QAM	H	V	21.26		
				H	19.46		
BW: 10MHz							
Frequency (MHz)	UL Channel	Modulation	EUT Pol.	Antenna Pol.	EIRP(dBm)	Limit (dBm)	Result
Lowest Channel							
1855.00	18650	QPSK	H	V	21.45	33.00	Pass
				H	19.32		
1855.00	18650	16QAM	H	V	21.44		
				H	19.25		
Middle Channel							
1880.00	18900	QPSK	H	V	21.47	33.00	Pass
				H	20.36		
1880.00	18900	16QAM	H	V	21.25		
				H	18.97		
Highest Channel							
1905.00	19150	QPSK	H	V	22.23	33.00	Pass
				H	16.32		
1905.00	19150	16QAM	H	V	21.47		
				H	19.58		

LTE Band 2							
BW: 15MHz							
Frequency (MHz)	UL Channel	Modulation	EUT Pol.	Antenna Pol.	EIRP(dBm)	Limit (dBm)	Result
Lowest Channel							
1857.50	18675	QPSK	H	V	20.26	33.00	Pass
				H	18.62		
1857.50	18675	16QAM	H	V	21.25		
				H	18.62		
Middle Channel							
1880.00	18900	QPSK	H	V	22.20	33.00	Pass
				H	19.62		
1880.00	18900	16QAM	H	V	21.74		
				H	19.39		
Highest Channel							
1902.5	19125	QPSK	H	V	21.26	33.00	Pass
				H	17.62		
1902.5	19125	16QAM	H	V	22.23		
				H	19.46		
BW: 20MHz							
Frequency (MHz)	UL Channel	Modulation	EUT Pol.	Antenna Pol.	EIRP(dBm)	Limit (dBm)	Result
Lowest Channel							
1860.00	18700	QPSK	H	V	21.23	33.00	Pass
				H	17.62		
1860.00	18700	16QAM	H	V	22.36		
				H	18.75		
Middle Channel							
1880.00	18900	QPSK	H	V	21.23	33.00	Pass
				H	18.62		
1880.00	18900	16QAM	H	V	22.02		
				H	18.76		
Highest Channel							
1900.00	19100	QPSK	H	V	21.22	33.00	Pass
				H	16.34		
1900.00	19100	16QAM	H	V	21.45		
				H	19.76		

LTE Band 4 part:

LTE Band 4							
BW: 1.4MHz							
Frequency (MHz)	UL Channel	Modulation	EUT Pol.	Antenna Pol.	EIRP(dBm)	Limit (dBm)	Result
Lowest Channel							
1710.70	19957	QPSK	H	V	19.92	30.00	Pass
				H	20.25		
1710.70	19957	16QAM	H	V	19.92		
				H	20.56		
Middle Channel							
1732.50	20175	QPSK	H	V	18.26	30.00	Pass
				H	21.23		
1732.50	20175	16QAM	H	V	17.23		
				H	20.22		
Highest Channel							
1754.30	20393	QPSK	H	V	18.94	30.00	Pass
				H	21.06		
1754.30	20393	16QAM	H	V	16.63		
				H	14.59		
BW: 3MHz							
Frequency (MHz)	UL Channel	Modulation	EUT Pol.	Antenna Pol.	EIRP(dBm)	Limit (dBm)	Result
Lowest Channel							
1711.50	19965	QPSK	H	V	20.23	30.00	Pass
				H	21.26		
1711.50	19965	16QAM	H	V	19.32		
				H	21.42		
Middle Channel							
1732.50	20175	QPSK	H	V	18.62	30.00	Pass
				H	21.24		
1732.50	20175	16QAM	H	V	16.37		
				H	19.45		
Highest Channel							
1753.50	20385	QPSK	H	V	17.95	30.00	Pass
				H	21.22		
1753.50	20385	16QAM	H	V	16.32		
				H	14.79		

LTE Band 4							
BW: 5MHz							
Frequency (MHz)	UL Channel	Modulation	EUT Pol.	Antenna Pol.	EIRP(dBm)	Limit (dBm)	Result
Lowest Channel							
1712.50	19975	QPSK	H	V	19.62	30.00	Pass
				H	21.47		
1712.50	19975	16QAM	H	V	20.23		
				H	21.47		
Middle Channel							
1732.50	20175	QPSK	H	V	18.25	30.00	Pass
				H	20.02		
1732.50	20175	16QAM	H	V	17.64		
				H	16.39		
Highest Channel							
1752.50	20375	QPSK	H	V	16.57	30.00	Pass
				H	21.45		
1752.50	20375	16QAM	H	V	16.79		
				H	15.49		
BW: 10MHz							
Frequency (MHz)	UL Channel	Modulation	EUT Pol.	Antenna Pol.	EIRP(dBm)	Limit (dBm)	Result
Lowest Channel							
1715.00	20000	QPSK	H	V	18.62	30.00	Pass
				H	21.44		
1715.00	20000	16QAM	H	V	19.67		
				H	22.43		
Middle Channel							
1732.50	20175	QPSK	H	V	19.32	30.00	Pass
				H	20.23		
1732.50	20175	16QAM	H	V	16.67		
				H	17.44		
Highest Channel							
1750.00	20350	QPSK	H	V	17.64	30.00	Pass
				H	21.45		
1750.00	20350	16QAM	H	V	16.32		
				H	15.77		

LTE Band 4							
BW: 15MHz							
Frequency (MHz)	UL Channel	Modulation	EUT Pol.	Antenna Pol.	EIRP(dBm)	Limit (dBm)	Result
Lowest Channel							
1717.50	20025	QPSK	H	V	17.62	30.00	Pass
				H	21.45		
1717.50	20025	16QAM	H	V	19.62		
				H	21.36		
Middle Channel							
1732.50	20175	QPSK	H	V	18.62	30.00	Pass
				H	19.34		
1732.50	20175	16QAM	H	V	16.22		
				H	17.46		
Highest Channel							
1747.50	20325	QPSK	H	V	16.67	30.00	Pass
				H	22.25		
1747.50	20325	16QAM	H	V	15.23		
				H	14.79		
BW: 20MHz							
Frequency (MHz)	UL Channel	Modulation	EUT Pol.	Antenna Pol.	EIRP(dBm)	Limit (dBm)	Result
Lowest Channel							
1720.00	20050	QPSK	H	V	16.62	30.00	Pass
				H	21.45		
1720.00	20050	16QAM	H	V	16.76		
				H	22.02		
Middle Channel							
1732.50	20175	QPSK	H	V	17.65	30.00	Pass
				H	18.62		
1732.50	20175	16QAM	H	V	15.24		
				H	16.77		
Highest Channel							
1745.00	20300	QPSK	H	V	15.62	30.00	Pass
				H	21.34		
1745.00	20300	16QAM	H	V	16.43		
				H	14.78		

LTE Band 5 part:

LTE Band 5							
BW: 1.4MHz							
Frequency (MHz)	UL Channel	Modulation	EUT Pol.	Antenna Pol.	ERP(dBm)	Limit (dBm)	Result
Lowest Channel							
824.70	20407	QPSK	H	V	16.63	38.45	Pass
				H	18.27		
824.70	20407	16QAM	H	V	17.58		
				H	16.79		
Middle Channel							
836.50	20525	QPSK	H	V	16.20	38.45	Pass
				H	13.25		
836.50	20525	16QAM	H	V	15.32		
				H	12.46		
Highest Channel							
848.30	20643	QPSK	H	V	16.84	38.45	Pass
				H	16.20		
848.30	20643	16QAM	H	V	17.44		
				H	14.69		
BW: 3MHz							
Frequency (MHz)	UL Channel	Modulation	EUT Pol.	Antenna Pol.	ERP(dBm)	Limit (dBm)	Result
Lowest Channel							
825.5	20415	QPSK	H	V	17.62	38.45	Pass
				H	16.62		
825.5	20415	16QAM	H	V	17.55		
				H	16.25		
Middle Channel							
836.50	20525	QPSK	H	V	17.46	38.45	Pass
				H	12.26		
836.50	20525	16QAM	H	V	14.67		
				H	13.95		
Highest Channel							
847.50	20635	QPSK	H	V	15.52	38.45	Pass
				H	17.49		
847.50	20635	16QAM	H	V	16.98		
				H	15.79		

LTE Band 5							
BW: 5MHz							
Frequency (MHz)	UL Channel	Modulation	EUT Pol.	Antenna Pol.	ERP(dBm)	Limit (dBm)	Result
Lowest Channel							
826.50	20425	QPSK	H	V	16.62	38.45	Pass
				H	15.27		
826.50	20425	16QAM	H	V	17.48		
				H	16.62		
Middle Channel							
836.50	20525	QPSK	H	V	16.62	38.45	Pass
				H	13.45		
836.50	20525	16QAM	H	V	15.79		
				H	15.78		
Highest Channel							
846.50	20625	QPSK	H	V	16.69	38.45	Pass
				H	17.44		
846.50	20625	16QAM	H	V	16.52		
				H	14.79		
BW: 10MHz							
Frequency (MHz)	UL Channel	Modulation	EUT Pol.	Antenna Pol.	ERP(dBm)	Limit (dBm)	Result
Lowest Channel							
829.00	20450	QPSK	H	V	17.62	38.45	Pass
				H	16.59		
829.00	20450	16QAM	H	V	16.34		
				H	16.70		
Middle Channel							
836.50	20525	QPSK	H	V	15.25	38.45	Pass
				H	14.62		
836.50	20525	16QAM	H	V	16.34		
				H	13.79		
Highest Channel							
844.00	20600	QPSK	H	V	15.52	38.45	Pass
				H	16.79		
844.00	20600	16QAM	H	V	15.44		
				H	13.77		

LTE band 12

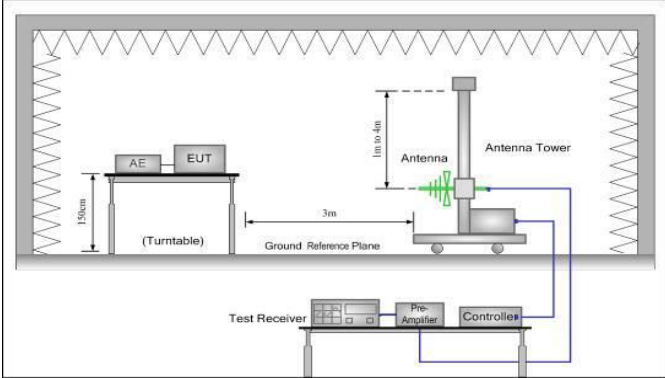
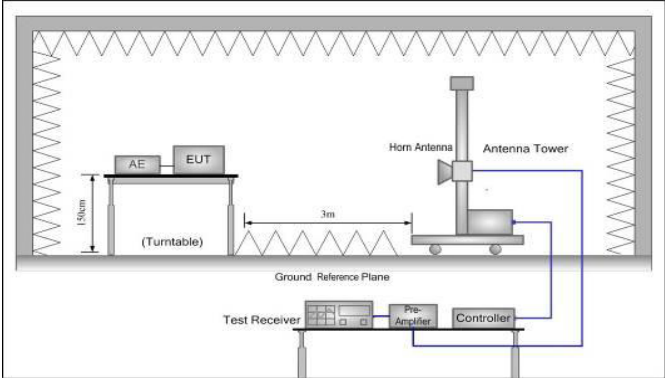
LTE Band 12							
BW: 1.4MHz							
Frequency (MHz)	UL Channel	Modulation	EUT Pol.	Antenna Pol.	ERP(dBm)	Limit (dBm)	Result
Lowest Channel							
699.70	23017	QPSK	H	V	14.36	34.77	Pass
				H	13.21		
699.70	23017	16QAM	H	V	15.42		
				H	14.93		
Middle Channel							
707.50	23095	QPSK	H	V	18.69	34.77	Pass
				H	12.59		
707.50	23095	16QAM	H	V	17.62		
				H	13.44		
Highest Channel							
715.30	23173	QPSK	H	V	19.23	34.77	Pass
				H	11.72		
715.30	23173	16QAM	H	V	18.67		
				H	12.89		
BW: 3MHz							
Frequency (MHz)	UL Channel	Modulation	EUT Pol.	Antenna Pol.	ERP(dBm)	Limit (dBm)	Result
Lowest Channel							
700.50	23025	QPSK	H	V	13.62	34.77	Pass
				H	12.45		
700.50	23025	16QAM	H	V	15.97		
				H	13.44		
Middle Channel							
707.50	23095	QPSK	H	V	16.52	34.77	Pass
				H	13.40		
707.50	23095	16QAM	H	V	16.77		
				H	12.45		
Highest Channel							
714.50	23165	QPSK	H	V	20.21	34.77	Pass
				H	16.62		
714.50	23165	16QAM	H	V	17.46		
				H	15.77		

LTE Band 12							
BW: 5MHz							
Frequency (MHz)	UL Channel	Modulation	EUT Pol.	Antenna Pol.	ERP(dBm)	Limit (dBm)	Result
Lowest Channel							
701.50	23035	QPSK	H	V	15.23	34.77	Pass
				H	13.62		
701.50	23035	16QAM	H	V	14.77		
				H	12.59		
Middle Channel							
707.50	23095	QPSK	H	V	15.62	34.77	Pass
				H	14.31		
707.50	23095	16QAM	H	V	16.90		
				H	13.35		
Highest Channel							
713.50	23155	QPSK	H	V	19.26	34.77	Pass
				H	17.63		
713.50	23155	16QAM	H	V	16.44		
				H	15.54		
BW: 10MHz							
Frequency (MHz)	UL Channel	Modulation	EUT Pol.	Antenna Pol.	ERP(dBm)	Limit (dBm)	Result
Lowest Channel							
704.00	23060	QPSK	H	V	16.32	34.77	Pass
				H	14.70		
704.00	23060	16QAM	H	V	13.49		
				H	16.25		
Middle Channel							
707.50	23095	QPSK	H	V	15.25	34.77	Pass
				H	13.64		
707.50	23095	16QAM	H	V	16.77		
				H	13.49		
Highest Channel							
711.00	23130	QPSK	H	V	18.62	34.77	Pass
				H	16.49		
711.00	23130	16QAM	H	V	15.26		
				H	14.79		

LTE band 17

LTE Band 17							
BW: 5MHz							
Frequency (MHz)	UL Channel	Modulation	EUT Pol.	Antenna Pol.	ERP(dBm)	Limit (dBm)	Result
Lowest Channel							
706.50	23755	QPSK	H	V	16.49	34.77	Pass
				H	13.34		
706.50	23755	16QAM	H	V	16.58		
				H	14.46		
Middle Channel							
710.00	23790	QPSK	H	V	17.95	34.77	Pass
				H	14.03		
710.00	23790	16QAM	H	V	16.25		
				H	14.77		
Highest Channel							
713.50	23825	QPSK	H	V	19.02	34.77	Pass
				H	11.35		
713.50	23825	16QAM	H	V	18.62		
				H	12.49		
BW: 10MHz							
Frequency (MHz)	UL Channel	Modulation	EUT Pol.	Antenna Pol.	ERP(dBm)	Limit (dBm)	Result
Lowest Channel							
709.00	23780	QPSK	H	V	17.25	34.77	Pass
				H	14.62		
709.00	23780	16QAM	H	V	15.63		
				H	13.49		
Middle Channel							
710.00	23790	QPSK	H	V	17.62	34.77	Pass
				H	13.64		
710.00	23790	16QAM	H	V	15.25		
				H	12.47		
Highest Channel							
711.00	23800	QPSK	H	V	19.65	34.77	Pass
				H	12.52		
711.00	23800	16QAM	H	V	17.95		
				H	13.45		

6.6 Field strength of spurious radiation measurement

Test Requirement:	Part 22.917(b), Part 24.238 (a), Part 27.53(g), Part 27.53(m),
Test Method:	ANSI/TIA-603-D 2010
Limit:	LTE Band 2 & 4 & 5 & 12 & 17: The power of any emission outside a licensee's frequency block shall be attenuated below the transmitter power (P) in watts by at least $43 + 10 \log_{10}(P)$ dB (-13 dBm).
Test setup:	<p>Below 1GHz</p>  <p>Above 1GHz</p> 
Test Procedure:	<ol style="list-style-type: none"> 1. The EUT was placed on a non-conductive turntable using a non-conductive support. The radiated emission at the fundamental frequency was measured at 3 m with a test antenna and EMI spectrum analyzer. 2. During the tests, the antenna height and the EUT azimuth were varied in order to identify the maximum level of emissions from the EUT. This maximization process was repeated with the EUT positioned in each of its three orthogonal orientations. 3. The frequency range up to tenth harmonic was investigated for each of three fundamental frequency (low, middle and high channels). Once spurious emission was identified, the power of the emission was determined using the substitution method. 4. The spurious emissions attenuation was calculated as the difference between radiated power at the fundamental frequency and the spurious emissions frequency. $ERP / EIRP = S.G. \text{ output (dBm)} + \text{Antenna Gain(dB/dBi)} - \text{Cable Loss (dB)}$
Test Instruments:	Refer to section 5.9 for details
Test mode:	Refer to section 5.3 for details.
Test results:	Passed

Measurement Data:

LTE Band 2 part:

LTE Band 2, WB: 1.4MHz				
RB size 1 & RB offset 0				
Frequency (MHz)	Spurious Emission		Limit (dBm)	Result
	Polarization	Level (dBm)		
Lowest Channel				
3701.40	Vertical	-46.84	-13.00	Pass
5552.10	V	-40.06		
7402.00	V	-33.99		
3701.40	Horizontal	-48.02		
5552.10	H	-42.05		
7402.00	H	-35.90		
Middle Channel				
3760.00	Vertical	-47.43	-13.00	Pass
5640.00	V	-41.73		
7520.00	V	-34.93		
3760.00	Horizontal	-47.90		
5640.00	H	-41.64		
7520.00	H	-34.88		
Highest Channel				
3816.60	Vertical	-49.63	-13.00	Pass
5724.90	V	-43.22		
7633.20	V	-39.97		
3816.60	Horizontal	-47.76		
5724.90	H	-41.84		
7633.20	H	-36.79		
<p><i>Note:</i></p> <ol style="list-style-type: none"> <i>The emission levels of below 1 GHz are 20 dB lower than the limit so not show in this report.</i> <i>For above 1 GHz, all test modes were performed, and just the worst case shown in the report.</i> 				

LTE Band 2, WB: 3MHz				
RB size 1 & RB offset 0				
Frequency (MHz)	Spurious Emission		Limit (dBm)	Result
	Polarization	Level (dBm)		
Lowest Channel				
3703.00	Vertical	-46.84	-13.00	Pass
5554.50	V	-40.06		
7406.00	V	-33.99		
3703.00	Horizontal	-48.02		
5554.50	H	-42.05		
7406.00	H	-35.90		
Middle Channel				
3760.00	Vertical	-47.43	-13.00	Pass
5640.00	V	-41.73		
7520.00	V	-34.93		
3760.00	Horizontal	-47.90		
5640.00	H	-41.64		
7520.00	H	-34.88		
Highest Channel				
3817.00	Vertical	-49.63	-13.00	Pass
5725.50	V	-43.22		
7634.00	V	-39.97		
3817.00	Horizontal	-47.76		
5725.50	H	-41.84		
7634.00	H	-36.79		
<p><i>Note:</i></p> <ol style="list-style-type: none"> <i>The emission levels of below 1 GHz are 20 dB lower than the limit so not show in this report.</i> <i>For above 1 GHz, all test modes were performed, and just the worst case shown in the report.</i> 				

LTE Band 2, WB: 5MHz				
RB size 1 & RB offset 0				
Frequency (MHz)	Spurious Emission		Limit (dBm)	Result
	Polarization	Level (dBm)		
Lowest Channel				
3705.00	Vertical	-47.62	-13.00	Pass
5557.50	V	-39.64		
7410.00	V	-34.61		
3705.00	Horizontal	-49.62		
5557.50	H	-41.34		
7410.00	H	-36.79		
Middle Channel				
3760.00	Vertical	-46.62	-13.00	Pass
5640.00	V	-42.58		
7520.00	V	-36.32		
3760.00	Horizontal	-48.62		
5640.00	H	-42.13		
7520.00	H	-35.78		
Highest Channel				
3815.00	Vertical	-50.26	-13.00	Pass
5722.50	V	-42.25		
7630.00	V	-39.65		
3815.00	Horizontal	-47.62		
5722.50	H	-42.19		
7630.00	H	-37.78		
<p><i>Note:</i></p> <ol style="list-style-type: none"> <i>The emission levels of below 1 GHz are 20 dB lower than the limit so not show in this report.</i> <i>For above 1 GHz, all test modes were performed, and just the worst case shown in the report.</i> 				

LTE Band 2, WB: 10MHz				
RB size 1 & RB offset 0				
Frequency (MHz)	Spurious Emission		Limit (dBm)	Result
	Polarization	Level (dBm)		
Lowest Channel				
3710.00	Vertical	-47.62	-13.00	Pass
5565.00	V	-39.52		
7420.00	V	-34.19		
3710.00	Horizontal	-47.95		
5565.00	H	-42.19		
7420.00	H	-36.79		
Middle Channel				
3760.00	Vertical	-46.25	-13.00	Pass
5640.00	V	-42.52		
7520.00	V	-33.19		
3760.00	Horizontal	-38.62		
5640.00	H	-42.75		
7520.00	H	-36.29		
Highest Channel				
3810.00	Vertical	-50.19	-13.00	Pass
5715.00	V	-43.25		
7620.00	V	-39.62		
3810.00	Horizontal	-47.52		
5715.00	H	-42.16		
7620.00	H	-37.49		
<p><i>Note:</i></p> <ol style="list-style-type: none"> <i>The emission levels of below 1 GHz are 20 dB lower than the limit so not show in this report.</i> <i>For above 1 GHz, all test modes were performed, and just the worst case shown in the report.</i> 				

LTE Band 2, WB: 15MHz				
RB size 1 & RB offset 0				
Frequency (MHz)	Spurious Emission		Limit (dBm)	Result
	Polarization	Level (dBm)		
Lowest Channel				
3715.00	Vertical	-46.62	-13.00	Pass
5572.50	V	-41.23		
7430.00	V	-35.62		
3715.00	Horizontal	-49.33		
5572.50	H	-41.78		
7430.00	H	-37.49		
Middle Channel				
3760.00	Vertical	-45.26	-13.00	Pass
5640.00	V	-43.62		
7520.00	V	-37.94		
3760.00	Horizontal	-47.49		
5640.00	H	-41.46		
7520.00	H	-36.79		
Highest Channel				
3805.00	Vertical	-49.62	-13.00	Pass
5707.50	V	-43.61		
7610.00	V	-40.72		
3805.00	Horizontal	-46.95		
5707.50	H	-41.46		
7610.00	H	-38.92		
<p><i>Note:</i></p> <ol style="list-style-type: none"> <i>The emission levels of below 1 GHz are 20 dB lower than the limit so not show in this report.</i> <i>For above 1 GHz, all test modes were performed, and just the worst case shown in the report.</i> 				

LTE Band 2, WB: 20MHz				
RB size 1 & RB offset 0				
Frequency (MHz)	Spurious Emission		Limit (dBm)	Result
	Polarization	Level (dBm)		
Lowest Channel				
3720.00	Vertical	-46.23	-13.00	Pass
5580.00	V	-40.25		
7440.00	V	-34.95		
3720.00	Horizontal	-47.62		
5580.00	H	-43.25		
7440.00	H	-36.19		
Middle Channel				
3760.00	Vertical	-46.25	-13.00	Pass
5640.00	V	-41.37		
7520.00	V	-34.62		
3760.00	Horizontal	-37.65		
5640.00	H	-43.26		
7520.00	H	-36.78		
Highest Channel				
3800.00	Vertical	-49.62	-13.00	Pass
5700.00	V	-43.52		
7600.00	V	-40.12		
3800.00	Horizontal	-46.32		
5700.00	H	-41.76		
7600.00	H	-36.79		
<p><i>Note:</i></p> <ol style="list-style-type: none"> <i>The emission levels of below 1 GHz are 20 dB lower than the limit so not show in this report.</i> <i>For above 1 GHz, all test modes were performed, and just the worst case shown in the report.</i> 				

LTE Band 4 part:

LTE Band 4, WB: 1.4MHz				
RB size 1 & RB offset 0				
Frequency (MHz)	Spurious Emission		Limit (dBm)	Result
	Polarization	Level (dBm)		
Lowest Channel				
3421.40	Vertical	-47.41	-13.00	Pass
5132.10	V	-42.32		
6842.80	V	-37.98		
3421.40	Horizontal	-42.49		
5132.10	H	-42.13		
6842.80	H	-36.87		
Middle Channel				
3465.00	Vertical	-36.35	-13.00	Pass
5197.50	V	-44.04		
6930.00	V	-36.60		
3465.00	Horizontal	-47.07		
5197.50	H	-43.93		
6930.00	H	-35.91		
Highest Channel				
3508.60	Vertical	-46.92	-13.00	Pass
5262.90	V	-43.11		
7017.20	V	-40.33		
3508.60	Horizontal	-45.54		
5262.90	H	-43.07		
7017.20	H	-38.23		
<p><i>Note:</i></p> <ol style="list-style-type: none"> <i>The emission levels of below 1 GHz are 20 dB lower than the limit so not show in this report.</i> <i>For above 1 GHz, all test modes were performed, and just the worst case shown in the report.</i> 				

LTE Band 4, WB: 3MHz				
RB size 1 & RB offset 0				
Frequency (MHz)	Spurious Emission		Limit (dBm)	Result
	Polarization	Level (dBm)		
Lowest Channel				
3423.00	Vertical	-45.23	-13.00	Pass
5134.50	V	-41.62		
6846.00	V	-39.62		
3423.00	Horizontal	-41.36		
5134.50	H	-41.75		
6846.00	H	-37.49		
Middle Channel				
3465.00	Vertical	-36.25	-13.00	Pass
5197.50	V	-45.25		
6930.00	V	-37.62		
3465.00	Horizontal	-46.31		
5197.50	H	-42.20		
6930.00	H	-35.69		
Highest Channel				
3507.00	Vertical	-46.32	-13.00	Pass
5260.50	V	-42.57		
7014.00	V	-41.43		
3507.00	Horizontal	-45.19		
5260.50	H	-43.16		
7014.00	H	-39.78		
<p><i>Note:</i></p> <ol style="list-style-type: none"> <i>The emission levels of below 1 GHz are 20 dB lower than the limit so not show in this report.</i> <i>For above 1 GHz, all test modes were performed, and just the worst case shown in the report.</i> 				

LTE Band 4, WB: 5MHz				
RB size 1 & RB offset 0				
Frequency (MHz)	Spurious Emission		Limit (dBm)	Result
	Polarization	Level (dBm)		
Lowest Channel				
3425.00	Vertical	-46.32	-13.00	Pass
5137.50	V	-42.25		
6850.00	V	-37.64		
3425.00	Horizontal	-42.62		
5137.50	H	-43.19		
6850.00	H	-37.98		
Middle Channel				
3465.00	Vertical	-37.64	-13.00	Pass
5197.50	V	-45.26		
6930.00	V	-36.32		
3465.00	Horizontal	-47.91		
5197.50	H	-42.25		
6930.00	H	-36.98		
Highest Channel				
3505.00	Vertical	-47.64	-13.00	Pass
5257.50	V	-42.23		
7010.00	V	-39.64		
3505.00	Horizontal	-45.21		
5257.50	H	-43.76		
7010.00	H	-38.24		
<p><i>Note:</i></p> <ol style="list-style-type: none"> <i>The emission levels of below 1 GHz are 20 dB lower than the limit so not show in this report.</i> <i>For above 1 GHz, all test modes were performed, and just the worst case shown in the report.</i> 				

LTE Band 4, WB: 10MHz				
RB size 1 & RB offset 0				
Frequency (MHz)	Spurious Emission		Limit (dBm)	Result
	Polarization	Level (dBm)		
Lowest Channel				
3430.00	Vertical	-46.32	-13.00	Pass
5145.00	V	-42.25		
6860.00	V	-39.62		
3430.00	Horizontal	-42.61		
5145.00	H	-42.76		
6860.00	H	-36.25		
Middle Channel				
3465.00	Vertical	-37.64	-13.00	Pass
5197.50	V	-45.21		
6930.00	V	-36.62		
3465.00	Horizontal	-47.64		
5197.50	H	-41.79		
6930.00	H	-36.25		
Highest Channel				
3500.00	Vertical	-47.62	-13.00	Pass
5250.00	V	-41.62		
7000.00	V	-41.25		
3500.00	Horizontal	-46.32		
5250.00	H	-42.36		
7000.00	H	-40.79		
<p><i>Note:</i></p> <ol style="list-style-type: none"> <i>The emission levels of below 1 GHz are 20 dB lower than the limit so not show in this report.</i> <i>For above 1 GHz, all test modes were performed, and just the worst case shown in the report.</i> 				

LTE Band 4, WB: 15MHz				
RB size 1 & RB offset 0				
Frequency (MHz)	Spurious Emission		Limit (dBm)	Result
	Polarization	Level (dBm)		
Lowest Channel				
3435.00	Vertical	-47.62	-13.00	Pass
5152.50	V	-43.25		
6870.00	V	-36.62		
3435.00	Horizontal	-42.14		
5152.50	H	-42.19		
6870.00	H	-37.49		
Middle Channel				
3465.00	Vertical	-36.62	-13.00	Pass
5197.50	V	-45.69		
6930.00	V	-36.32		
3465.00	Horizontal	-46.57		
5197.50	H	-41.43		
6930.00	H	-37.94		
Highest Channel				
3495.00	Vertical	-46.62	-13.00	Pass
5242.50	V	-41.34		
6990.00	V	-39.67		
3495.00	Horizontal	-45.16		
5242.50	H	-42.25		
6990.00	H	-39.79		
<p><i>Note:</i></p> <ol style="list-style-type: none"> <i>The emission levels of below 1 GHz are 20 dB lower than the limit so not show in this report.</i> <i>For above 1 GHz, all test modes were performed, and just the worst case shown in the report.</i> 				

LTE Band 4, WB: 20MHz				
RB size 1 & RB offset 0				
Frequency (MHz)	Spurious Emission		Limit (dBm)	Result
	Polarization	Level (dBm)		
Lowest Channel				
3440.00	Vertical	-47.62	-13.00	Pass
5160.00	V	-41.34		
6880.00	V	-38.62		
3440.00	Horizontal	-42.23		
5160.00	H	-41.36		
6880.00	H	-37.62		
Middle Channel				
3465.00	Vertical	-36.62	-13.00	Pass
5197.50	V	-45.25		
6930.00	V	-36.97		
3465.00	Horizontal	-46.32		
5197.50	H	-41.77		
6930.00	H	-35.62		
Highest Channel				
3490.00	Vertical	-46.32	-13.00	Pass
5235.00	V	-40.22		
6980.00	V	-40.08		
3490.00	Horizontal	-47.62		
5235.00	H	-41.60		
6980.00	H	-39.79		
<p><i>Note:</i></p> <ol style="list-style-type: none"> <i>The emission levels of below 1 GHz are 20 dB lower than the limit so not show in this report.</i> <i>For above 1 GHz, all test modes were performed, and just the worst case shown in the report.</i> 				

LTE Band 5 part:

LTE Band 5, WB: 1.4MHz				
RB size 1 & RB offset 0				
Frequency (MHz)	Spurious Emission		Limit (dBm)	Result
	Polarization	Level (dBm)		
Lowest Channel				
1649.40	Vertical	-54.75	-13.00	Pass
2474.10	V	-42.47		
3298.80	V	-51.80		
1649.40	Horizontal	-56.52		
2474.10	H	-43.57		
3298.80	H	-51.56		
Middle Channel				
1673.00	Vertical	-56.55	-13.00	Pass
2509.50	V	-44.33		
3346.00	V	-51.33		
1673.00	Horizontal	-55.89		
2509.50	H	-41.55		
3346.00	H	-51.48		
Highest Channel				
1696.60	Vertical	-59.62	-13.00	Pass
2544.90	V	-47.08		
3393.20	V	-50.38		
1696.60	Horizontal	-57.53		
2544.90	H	-40.37		
3393.20	H	-48.32		

Note:

1. The emission levels of below 1 GHz are 20 dB lower than the limit so not show in this report.
2. For above 1 GHz, all test modes were performed, and just the worst case shown in the report.

LTE Band 5, WB: 3MHz				
RB size 1 & RB offset 0				
Frequency (MHz)	Spurious Emission		Limit (dBm)	Result
	Polarization	Level (dBm)		
Lowest Channel				
1651.00	Vertical	-53.26	-13.00	Pass
2476.50	V	-41.76		
3302.00	V	-49.25		
1651.00	Horizontal	-55.25		
2476.50	H	-42.21		
3302.00	H	-49.79		
Middle Channel				
1673.00	Vertical	-54.62	-13.00	Pass
2509.50	V	-43.32		
3346.00	V	-49.61		
1673.00	Horizontal	-53.25		
2509.50	H	-41.79		
3346.00	H	-52.02		
Highest Channel				
1695.00	Vertical	-49.25	-13.00	Pass
2542.50	V	-46.32		
3390.00	V	-48.21		
1695.00	Horizontal	-56.32		
2542.50	H	-39.61		
3390.00	H	-48.11		
<p><i>Note:</i></p> <ol style="list-style-type: none"> <i>The emission levels of below 1 GHz are 20 dB lower than the limit so not show in this report.</i> <i>For above 1 GHz, all test modes were performed, and just the worst case shown in the report.</i> 				

LTE Band 5, WB: 5MHz				
RB size 1 & RB offset 0				
Frequency (MHz)	Spurious Emission		Limit (dBm)	Result
	Polarization	Level (dBm)		
Lowest Channel				
1653.00	Vertical	-56.32	-13.00	Pass
2479.50	V	-41.34		
3306.00	V	-50.23		
1653.00	Horizontal	-54.64		
2479.50	H	-43.25		
3306.00	H	-49.62		
Middle Channel				
1673.00	Vertical	-54.26	-13.00	Pass
2509.50	V	-43.25		
3346.00	V	-52.64		
1673.00	Horizontal	-55.78		
2509.50	H	-42.26		
3346.00	H	-50.49		
Highest Channel				
1693.00	Vertical	-60.23	-13.00	Pass
2539.50	V	-48.62		
3386.00	V	-49.78		
1693.00	Horizontal	-56.28		
2539.50	H	-39.62		
3386.00	H	-47.61		
<i>Note:</i>				
1. The emission levels of below 1 GHz are 20 dB lower than the limit so not show in this report.				
2. For above 1 GHz, all test modes were performed, and just the worst case shown in the report.				

LTE Band 5, WB: 10MHz				
RB size 1 & RB offset 0				
Frequency (MHz)	Spurious Emission		Limit (dBm)	Result
	Polarization	Level (dBm)		
Lowest Channel				
1658.00	Vertical	-53.69	-13.00	Pass
2487.00	V	-42.25		
3316.00	V	-50.34		
1658.00	Horizontal	-54.67		
2487.00	H	-42.25		
3316.00	H	-49.87		
Middle Channel				
1673.00	Vertical	-53.32	-13.00	Pass
2509.50	V	-42.16		
3346.00	V	-49.37		
1673.00	Horizontal	-52.25		
2509.50	H	-42.17		
3346.00	H	-52.49		
Highest Channel				
1688.00	Vertical	-48.62	-13.00	Pass
2532.00	V	-47.64		
3376.00	V	-48.62		
1688.00	Horizontal	-55.25		
2532.00	H	-39.79		
3376.00	H	-49.19		
<p><i>Note:</i></p> <ol style="list-style-type: none"> <i>The emission levels of below 1 GHz are 20 dB lower than the limit so not show in this report.</i> <i>For above 1 GHz, all test modes were performed, and just the worst case shown in the report.</i> 				

LTE Band 12 part:

LTE Band 12, WB: 1.4MHz				
RB size 1 & RB offset 0				
Frequency (MHz)	Spurious Emission		Limit (dBm)	Result
	Polarization	Level (dBm)		
Lowest Channel				
1399.40	Vertical	-60.16	-13.00	Pass
2099.10	V	-44.58		
2798.80	V	-50.89		
1399.40	Horizontal	-55.83		
2099.10	H	-46.39		
2798.80	H	-51.54		
Middle Channel				
1415.00	Vertical	-51.34	-13.00	Pass
2122.50	V	-44.62		
2830.00	V	-53.48		
1415.00	Horizontal	-51.98		
2122.50	H	-44.76		
2830.00	H	-52.08		
Highest Channel				
1430.60	Vertical	-57.40	-13.00	Pass
2145.90	V	-54.19		
2861.20	V	-50.95		
1430.60	Horizontal	-56.79		
2145.90	H	-54.09		
2861.20	H	-53.41		
<p><i>Note:</i></p> <ol style="list-style-type: none"> <i>The emission levels of below 1 GHz are 20 dB lower than the limit so not show in this report.</i> <i>For above 1 GHz, all test modes were performed, and just the worst case shown in the report.</i> 				

LTE Band 12, WB: 3MHz				
RB size 1 & RB offset 0				
Frequency (MHz)	Spurious Emission		Limit (dBm)	Result
	Polarization	Level (dBm)		
Lowest Channel				
1401.00	Vertical	-59.62	-13.00	Pass
2101.50	V	-45.25		
2802.00	V	-49.62		
1401.00	Horizontal	-54.31		
2101.50	H	-47.94		
2802.00	H	-56.26		
Middle Channel				
1415.00	Vertical	-52.26	-13.00	Pass
2122.50	V	-43.62		
2830.00	V	-53.79		
1415.00	Horizontal	-49.62		
2122.50	H	-45.25		
2830.00	H	-52.79		
Highest Channel				
1429.00	Vertical	-56.32	-13.00	Pass
2143.50	V	-53.46		
2858.00	V	-49.61		
1429.00	Horizontal	-55.25		
2143.50	H	-53.79		
2858.00	H	-54.19		
<i>Note:</i>				
1. The emission levels of below 1 GHz are 20 dB lower than the limit so not show in this report.				
2. For above 1 GHz, all test modes were performed, and just the worst case shown in the report.				

LTE Band 12, WB: 5MHz				
RB size 1 & RB offset 0				
Frequency (MHz)	Spurious Emission		Limit (dBm)	Result
	Polarization	Level (dBm)		
Lowest Channel				
1403.00	Vertical	-59.32	-13.00	Pass
2104.50	V	-45.25		
2806.00	V	-49.62		
1403.00	Horizontal	-54.31		
2104.50	H	-45.25		
2806.00	H	-52.79		
Middle Channel				
1415.00	Vertical	-52.23	-13.00	Pass
2122.50	V	-43.62		
2830.00	V	-53.16		
1415.00	Horizontal	-52.25		
2122.50	H	-45.98		
2830.00	H	-51.43		
Highest Channel				
1427.00	Vertical	-56.62	-13.00	Pass
2410.50	V	-53.25		
2854.00	V	-49.62		
1427.00	Horizontal	-55.27		
2410.50	H	-53.49		
2854.00	H	-51.45		
<p><i>Note:</i></p> <ol style="list-style-type: none"> <i>The emission levels of below 1 GHz are 20 dB lower than the limit so not show in this report.</i> <i>For above 1 GHz, all test modes were performed, and just the worst case shown in the report.</i> 				

LTE Band 12, WB: 10MHz				
RB size 1 & RB offset 0				
Frequency (MHz)	Spurious Emission		Limit (dBm)	Result
	Polarization	Level (dBm)		
Lowest Channel				
1408.00	Vertical	-59.68	-13.00	Pass
2112.00	V	-46.32		
2816.00	V	-49.52		
1408.00	Horizontal	-53.25		
2112.00	H	-46.72		
2816.00	H	-55.49		
Middle Channel				
1415.00	Vertical	-52.23	-13.00	Pass
2122.50	V	-43.62		
2830.00	V	-52.25		
1415.00	Horizontal	-48.62		
2122.50	H	-46.32		
2830.00	H	-51.77		
Highest Channel				
1422.00	Vertical	-55.49	-13.00	Pass
2133.00	V	-52.26		
2844.00	V	-49.78		
1422.00	Horizontal	-54.20		
2133.00	H	-52.26		
2844.00	H	-53.49		
<i>Note:</i>				
1. The emission levels of below 1 GHz are 20 dB lower than the limit so not show in this report.				
2. For above 1 GHz, all test modes were performed, and just the worst case shown in the report.				

LTE Band 17 part:

LTE Band 17, WB: 5MHz				
RB size 1 & RB offset 0				
Frequency (MHz)	Spurious Emission		Limit (dBm)	Result
	Polarization	Level (dBm)		
Lowest Channel				
1413.00	Vertical	-56.03	-13.00	Pass
2119.50	V	-51.18		
2826.00	V	-52.87		
1413.00	Horizontal	-56.30		
2119.50	H	-54.17		
2826.00	H	-50.91		
Middle Channel				
1420.00	Vertical	-51.30	-13.00	Pass
2130.00	V	-40.68		
2840.00	V	-52.73		
1420.00	Horizontal	-55.81		
2130.00	H	-53.37		
2840.00	H	-53.92		
Highest Channel				
1427.00	Vertical	-52.02	-13.00	Pass
2140.50	V	-42.25		
2854.00	V	-51.93		
1427.00	Horizontal	-48.62		
2140.50	H	-55.84		
2854.00	H	-48.56		
<p>Note:</p> <ol style="list-style-type: none"> The emission levels of below 1 GHz are 20 dB lower than the limit so not show in this report. For above 1 GHz, all test modes were performed, and just the worst case shown in the report. 				

LTE Band 17, WB: 10MHz				
RB size 1 & RB offset 0				
Frequency (MHz)	Spurious Emission		Limit (dBm)	Result
	Polarization	Level (dBm)		
Lowest Channel				
1418.00	Vertical	-55.25	-13.00	Pass
2127.00	V	-49.62		
2836.00	V	-49.31		
1418.00	Horizontal	-55.62		
2127.00	H	-54.31		
2836.00	H	-49.79		
Middle Channel				
1420.00	Vertical	-52.23	-13.00	Pass
2130.00	V	-39.62		
2840.00	V	-53.25		
1420.00	Horizontal	-54.34		
2130.00	H	-52.23		
2840.00	H	-51.79		
Highest Channel				
1422.00	Vertical	-53.02	-13.00	Pass
2133.00	V	-42.19		
2844.00	V	-51.46		
1422.00	Horizontal	-49.62		
2133.00	H	-54.78		
2844.00	H	-47.18		
<i>Note:</i>				
1. The emission levels of below 1 GHz are 20 dB lower than the limit so not show in this report.				
2. For above 1 GHz, all test modes were performed, and just the worst case shown in the report.				

6.7 Frequency stability V.S. Temperature measurement

Test Requirement:	Part 22.355, Part 24.235, Part 27.54, Part 2.1055(a)(1)(b)
Test Method:	ANSI/TIA-603-D 2010
Limit:	±2.5ppm
Test setup:	<p>The diagram illustrates the test setup. A Power Source is connected to a Divider. The Divider is connected to two Spectrum Analyzers (SS and SA) and an Equipment Under Test (EUT). The EUT is placed inside a Temperature & Humidity Chamber.</p>
Test procedure:	<ol style="list-style-type: none"> 1. The equipment under test was connected to an external DC power supply and input rated voltage. 2. RF output was connected to a frequency counter or spectrum analyzer via feed through attenuators. 3. The EUT was placed inside the temperature chamber. 4. Set the spectrum analyzer RBW low enough to obtain the desired frequency resolution and measure EUT 25°C operating frequency as reference frequency. 5. Turn EUT off and set the chamber temperature to -30°C. After the temperature stabilized for approximately 30 minutes recorded the frequency. 6. Repeat step measure with 10°C increased per stage until the highest temperature of +50°C reached
Test Instruments:	Refer to section 5.9 for details
Test mode:	Refer to section 5.3 for details
Test results:	Passed

Measurement Data (worst case):

LTE Band 2 part:

Reference Frequency: LTE Band 2 (10MHz) Middle channel=18900 channel=1880.00MHz					
Power supplied (Vdc)	Temperature (°C)	Frequency error		Limit (ppm)	Result
		Hz	ppm		
QPSK					
3.80	-30	196	0.104255	±2.5	Pass
	-20	153	0.081383		
	-10	161	0.085638		
	0	121	0.064362		
	10	186	0.098936		
	20	172	0.091489		
	30	112	0.059574		
	40	103	0.054787		
	50	148	0.078723		
16QAM					
3.80	-30	121	0.064362	±2.5	Pass
	-20	148	0.078723		
	-10	164	0.087234		
	0	120	0.063830		
	10	142	0.075532		
	20	138	0.073404		
	30	154	0.081915		
	40	131	0.069681		
	50	136	0.072340		
<i>Note: Only the worst case shown in the report.</i>					

LTE Band 4 part:

Reference Frequency: LTE Band 4 (10MHz) Middle channel=20175 channel=1732.50MHz					
Power supplied (Vdc)	Temperature (°C)	Frequency error		Limit (ppm)	Result
		Hz	ppm		
QPSK					
3.80	-30	197	0.113709	±2.5	Pass
	-20	154	0.088889		
	-10	162	0.093506		
	0	122	0.070418		
	10	187	0.107937		
	20	173	0.099856		
	30	113	0.065224		
	40	104	0.060029		
	50	149	0.086003		
16QAM					
3.80	-30	122	0.070418	±2.5	Pass
	-20	149	0.086003		
	-10	165	0.095238		
	0	121	0.069841		
	10	143	0.082540		
	20	139	0.080231		
	30	155	0.089466		
	40	132	0.076190		
	50	137	0.079076		
<i>Note: Only the worst case shown in the report.</i>					

LTE Band 5 part:

Reference Frequency: LTE Band 5 (10MHz) Middle channel=20525 channel=836.50MHz					
Power supplied (Vdc)	Temperature (°C)	Frequency error		Limit (ppm)	Result
		Hz	ppm		
QPSK					
3.80	-30	199	0.237896	±2.5	Pass
	-20	156	0.186491		
	-10	164	0.196055		
	0	124	0.148237		
	10	189	0.225941		
	20	175	0.209205		
	30	115	0.137478		
	40	106	0.126718		
	50	151	0.180514		
16QAM					
3.80	-30	124	0.148237	±2.5	Pass
	-20	151	0.180514		
	-10	167	0.199641		
	0	123	0.147041		
	10	145	0.173341		
	20	141	0.168559		
	30	157	0.187687		
	40	134	0.160191		
	50	139	0.166169		
<i>Note: Only the worst case shown in the report.</i>					

LTE Band 12 part:

Reference Frequency: LTE Band 12 (10MHz) Middle channel=23095 channel=707.50MHz					
Power supplied (Vdc)	Temperature (°C)	Frequency error		Limit (ppm)	Result
		Hz	ppm		
QPSK					
3.80	-30	200	0.282686	±2.5	Pass
	-20	157	0.221908		
	-10	165	0.233216		
	0	125	0.176678		
	10	190	0.268551		
	20	176	0.248763		
	30	116	0.163958		
	40	107	0.151237		
	50	152	0.214841		
16QAM					
3.80	-30	125	0.176678	±2.5	Pass
	-20	152	0.214841		
	-10	168	0.237456		
	0	124	0.175265		
	10	146	0.206360		
	20	142	0.200707		
	30	158	0.223322		
	40	135	0.190813		
	50	140	0.197880		

Note: Only the worst case shown in the report.

LTE Band 17 part:

Reference Frequency: LTE Band 17 (10MHz) Middle channel=23790 channel=710.00MHz					
Power supplied (Vdc)	Temperature (°C)	Frequency error		Limit (ppm)	Result
		Hz	ppm		
QPSK					
3.80	-30	195	0.274648	±2.5	Pass
	-20	152	0.214085		
	-10	160	0.225352		
	0	120	0.169014		
	10	185	0.260563		
	20	171	0.240845		
	30	111	0.156338		
	40	102	0.143662		
	50	147	0.207042		
16QAM					
3.80	-30	120	0.169014	±2.5	Pass
	-20	147	0.207042		
	-10	163	0.229577		
	0	119	0.167606		
	10	141	0.198592		
	20	137	0.192958		
	30	153	0.215493		
	40	130	0.183099		
	50	135	0.190141		
<i>Note: Only the worst case shown in the report.</i>					

6.8 Frequency stability V.S. Voltage measurement

Test Requirement:	Part 22.355, Part 24.235, Part 27.54, Part 2.1055(d)(2)
Test Method:	ANSI/TIA-603-D 2010
Limit:	±2.5ppm
Test setup:	
Test procedure:	<ol style="list-style-type: none"> 1. Set chamber temperature to 25°C. Use a variable DC power source to power the EUT and set the voltage to rated voltage. 2. Set the spectrum analyzer RBW low enough to obtain the desired frequency resolution and recorded the frequency. 3. Reduce the input voltage to specify extreme voltage variation (+/- 15%) and endpoint, record the maximum frequency change.
Test Instruments:	Refer to section 5.9 for details
Test mode:	Refer to section 5.3 for details
Test results:	Passed

Measurement Data (worst case):

LTE Band 2 part:

Reference Frequency: LTE Band 2(10MHz) Middle channel=18900 channel=1880.00MHz					
Temperature (°C)	Power supplied (Vdc)	Frequency error		Limit (ppm)	Result
		Hz	ppm		
QPSK					
25	4.35	96	0.051064	±2.5	Pass
	3.80	63	0.033511		
	3.50	72	0.038298		
16QAM					
25	4.35	78	0.041489	±2.5	Pass
	3.80	94	0.050000		
	3.50	46	0.024468		

Note: Only the worst case shown in the report.

LTE Band 4 part:

Reference Frequency: LTE Band 4(10MHz) Middle channel=20175 channel=1732.50MHz					
Temperature (°C)	Power supplied (Vdc)	Frequency error		Limit (ppm)	Result
		Hz	ppm		
QPSK					
25	4.35	97	0.055988	±2.5	Pass
	3.80	64	0.036941		
	3.50	73	0.042136		
16QAM					
25	4.35	79	0.045599	±2.5	Pass
	3.80	95	0.054834		
	3.50	47	0.027128		

Note: Only the worst case shown in the report.

LTE Band 5 part:

Reference Frequency: LTE Band 5(10MHz) Middle channel=20525 channel=836.50MHz					
Temperature (°C)	Power supplied (Vdc)	Frequency error		Limit (ppm)	Result
		Hz	ppm		
QPSK					
25	4.35	99	0.118350	±2.5	Pass
	3.80	66	0.078900		
	3.50	75	0.089659		
16QAM					
25	4.35	81	0.096832	±2.5	Pass
	3.80	97	0.115959		
	3.50	49	0.058577		

Note: Only the worst case shown in the report.

LTE Band 12 part:

Reference Frequency: LTE Band 12(10MHz) Middle channel=23095 channel=707.50MHz					
Temperature (°C)	Power supplied (Vdc)	Frequency error		Limit (ppm)	Result
		Hz	ppm		
QPSK					
25	4.35	100	0.141343	±2.5	Pass
	3.80	67	0.094700		
	3.50	76	0.107420		
16QAM					
25	4.35	82	0.115901	±2.5	Pass
	3.80	98	0.138516		
	3.50	50	0.070671		

Note: Only the worst case shown in the report.

LTE Band 17 part:

Reference Frequency: LTE Band 17(10MHz) Middle channel=23790 channel=710.00MHz					
Temperature (°C)	Power supplied (Vdc)	Frequency error		Limit (ppm)	Result
		Hz	ppm		
QPSK					
25	4.35	95	0.133803	±2.5	Pass
	3.80	62	0.087324		
	3.50	71	0.100000		
16QAM					
25	4.35	80	0.108451	±2.5	Pass
	3.80	96	0.130986		
	3.50	48	0.063380		

Note: Only the worst case shown in the report.