

AppendixA: DTS Bandwidth

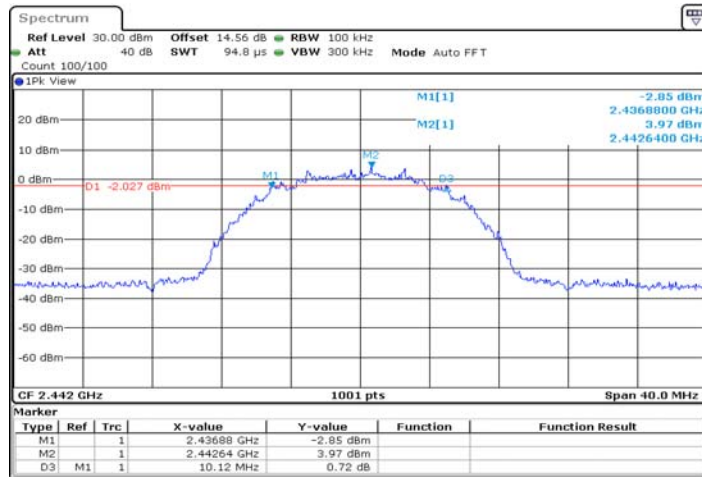
Test Result

TestMode	Antenna	Channel	DTS BW [MHz]	Limit[MHz]	Verdict
11B	Ant1	2412	10.160	0.5	PASS
		2442	10.120	0.5	PASS
		2472	10.160	0.5	PASS
11G	Ant1	2412	16.600	0.5	PASS
		2442	16.600	0.5	PASS
		2472	16.600	0.5	PASS
11N20SISO	Ant1	2412	17.760	0.5	PASS
		2442	17.760	0.5	PASS
		2472	17.760	0.5	PASS
11N40SISO	Ant1	2422	36.720	0.5	PASS
		2442	36.800	0.5	PASS
		2462	36.640	0.5	PASS

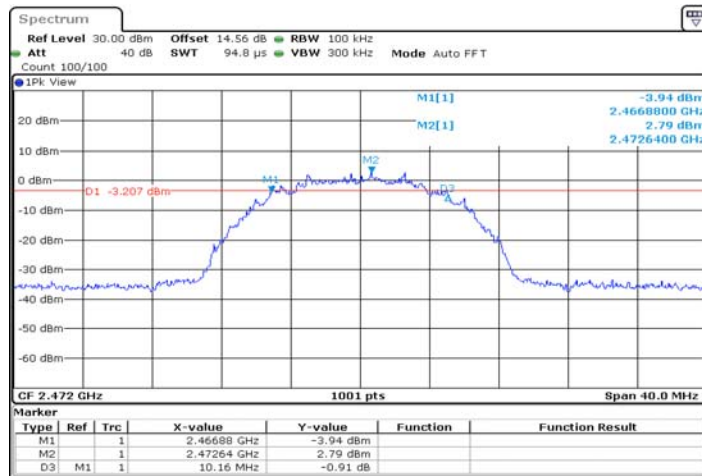
Test Graphs



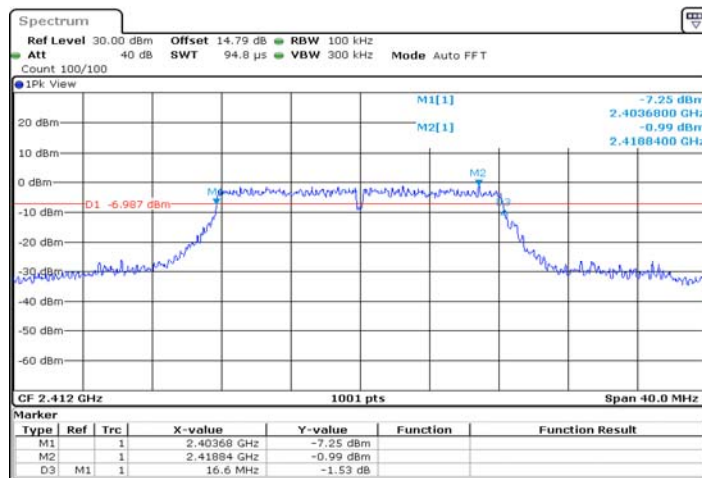
11B_Ant1_2442



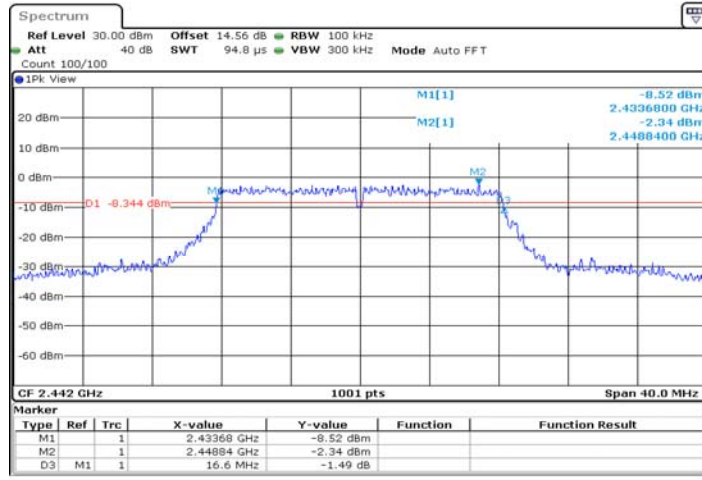
11B_Ant1_2472



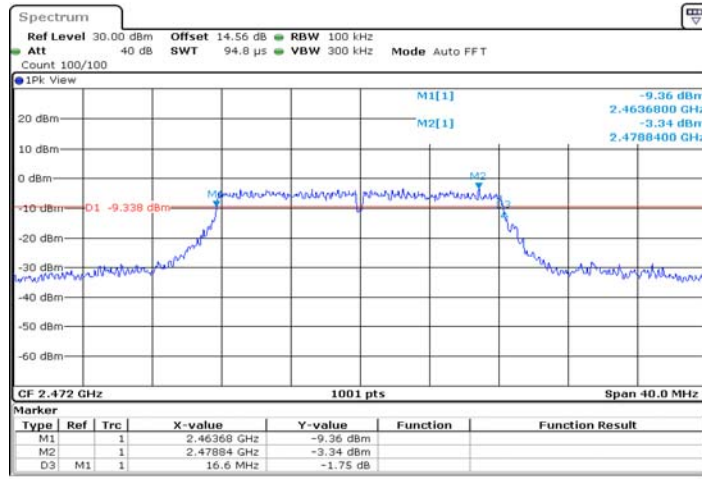
11G_Ant1_2412



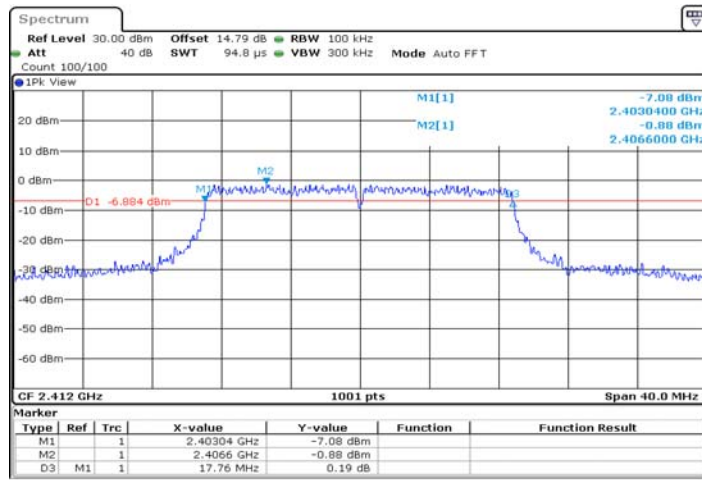
11G_Ant1_2442



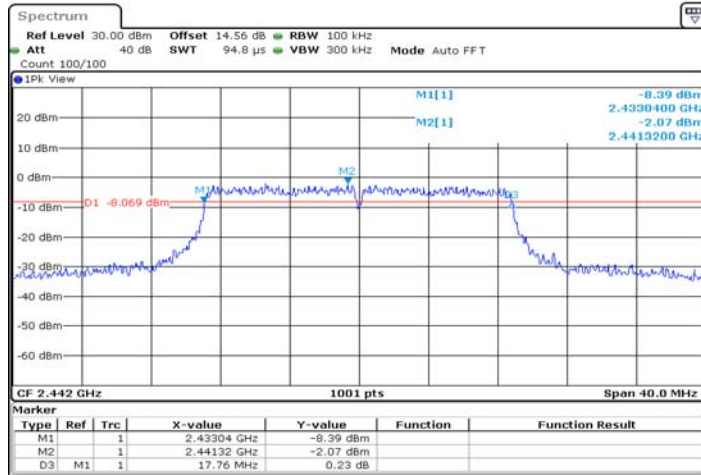
11G_Ant1_2472



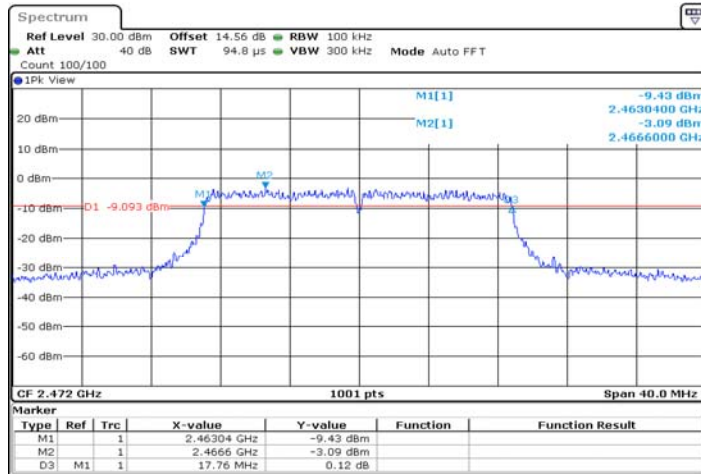
11N20SISO_Ant1_2412



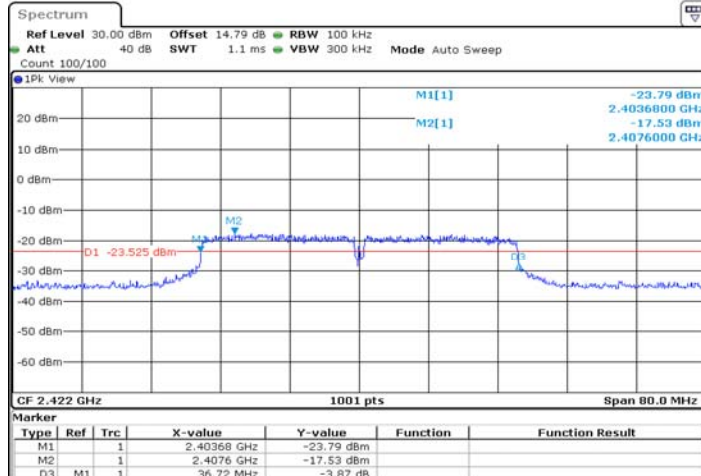
11N20SISO_Ant1_2442



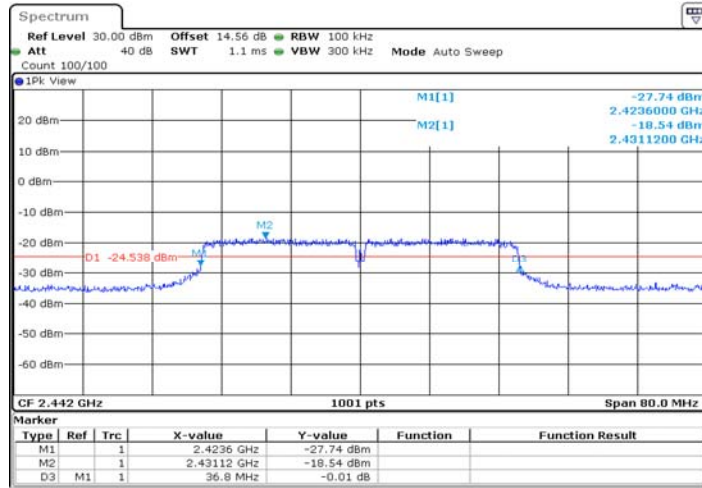
11N20SISO_Ant1_2472



11N40SISO_Ant1_2422

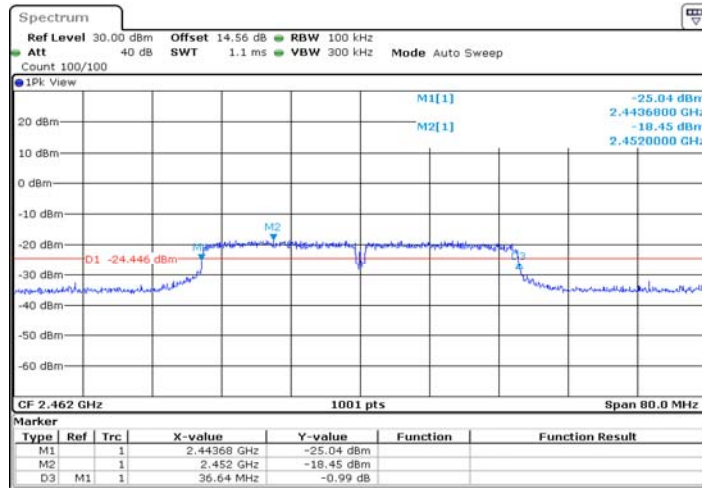


11N40SISO_Ant1_2442



Date: 2.MAR.2020 16:17:54

11N40SISO_Ant1_2462



Date: 2.MAR.2020 16:19:03

AppendixC: Maximum Peak Conducted Output Power

Test Result

TestMode	Antenna	Channel	Result[dBm]	Limit[dBm]	Verdict
11B	Ant1	2412	20.58	<=30	PASS
		2442	19.27	<=30	PASS
		2472	17.19	<=30	PASS
11G	Ant1	2412	20.27	<=30	PASS
		2442	19.05	<=30	PASS
		2472	17.00	<=30	PASS
11N20SISO	Ant1	2412	20.39	<=30	PASS
		2442	19.17	<=30	PASS
		2472	17.16	<=30	PASS
11N40SISO	Ant1	2422	7.21	<=30	PASS
		2442	6.68	<=30	PASS
		2462	6.36	<=30	PASS

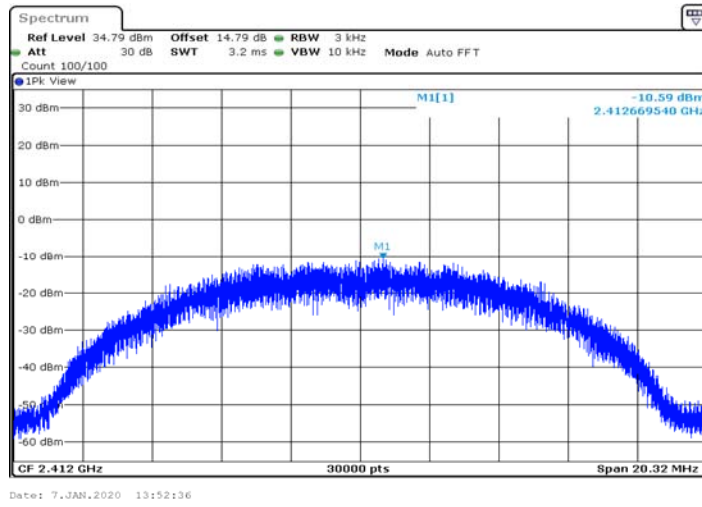
AppendixD: Maximum power spectral density

Test Result

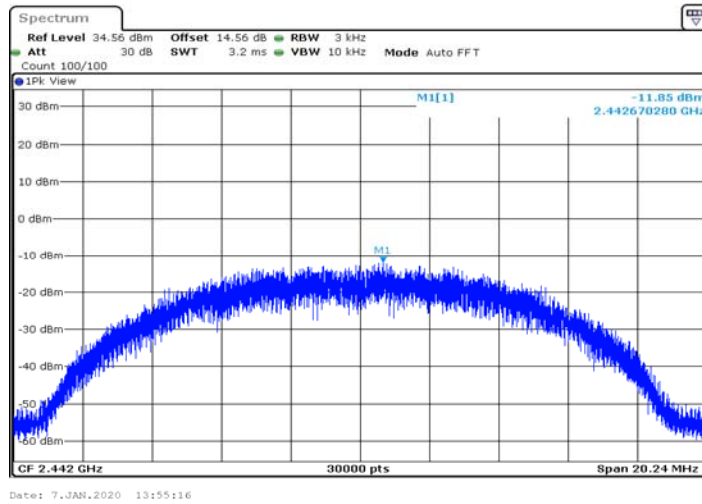
TestMode	Antenna	Channel	Result[dBm/3kHz]	Limit[dBm/3kHz]	Verdict
11B	Ant1	2412	-10.59	<=8	PASS
		2442	-11.85	<=8	PASS
		2472	-12.95	<=8	PASS
11G	Ant1	2412	-16.25	<=8	PASS
		2442	-17.46	<=8	PASS
		2472	-18.52	<=8	PASS
11N20SISO	Ant1	2412	-15.42	<=8	PASS
		2442	-16.62	<=8	PASS
		2472	-17.72	<=8	PASS
11N40SISO	Ant1	2422	-27.01	<=8	PASS
		2442	-26.97	<=8	PASS
		2462	-27.37	<=8	PASS

Test Graphs

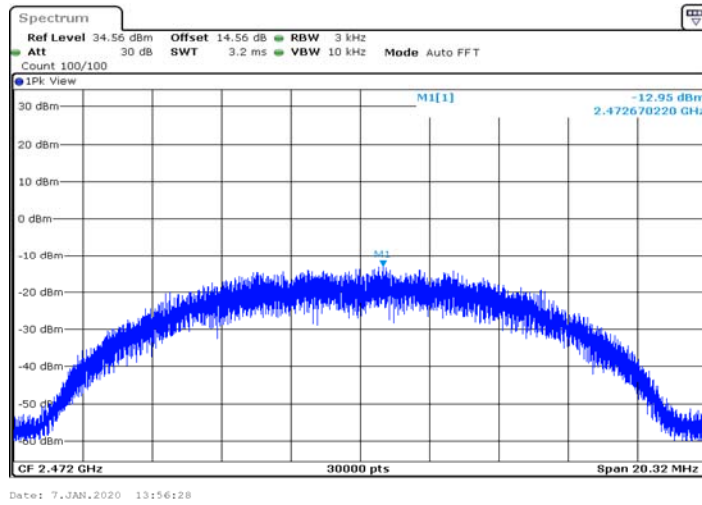
11B_Ant1_2412



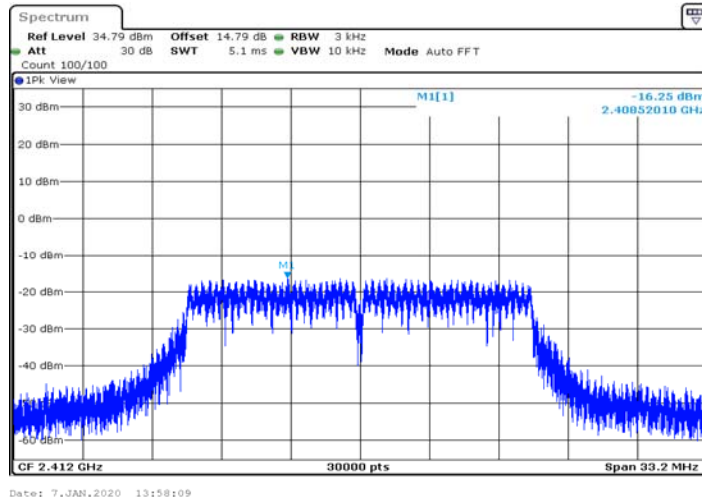
11B_Ant1_2442



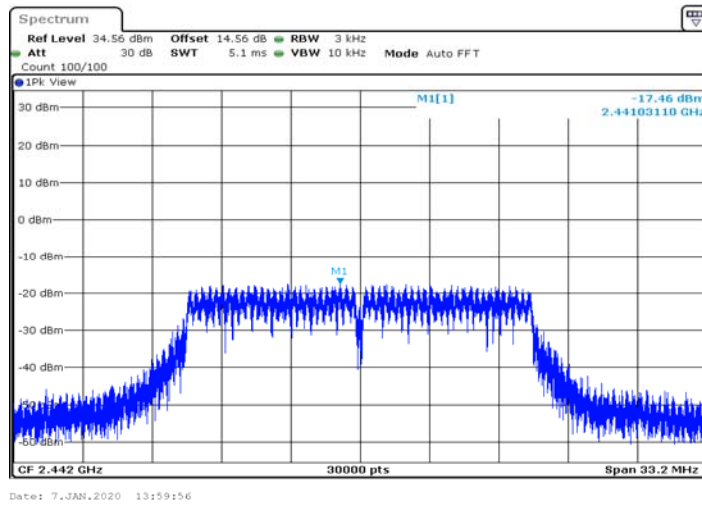
11B_Ant1_2472



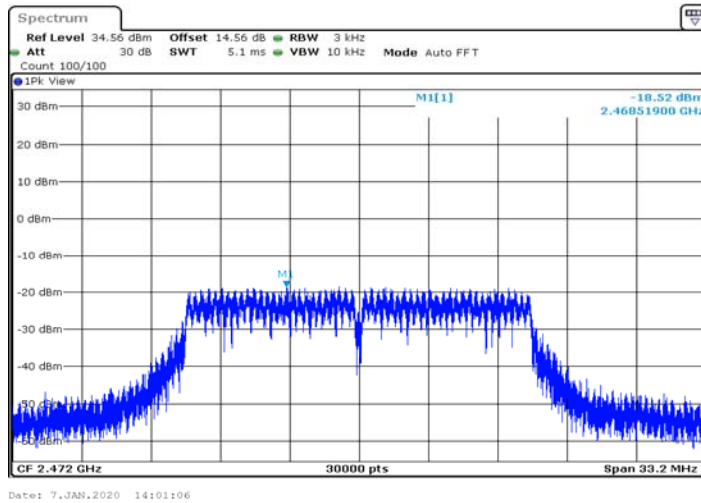
11G_Ant1_2412



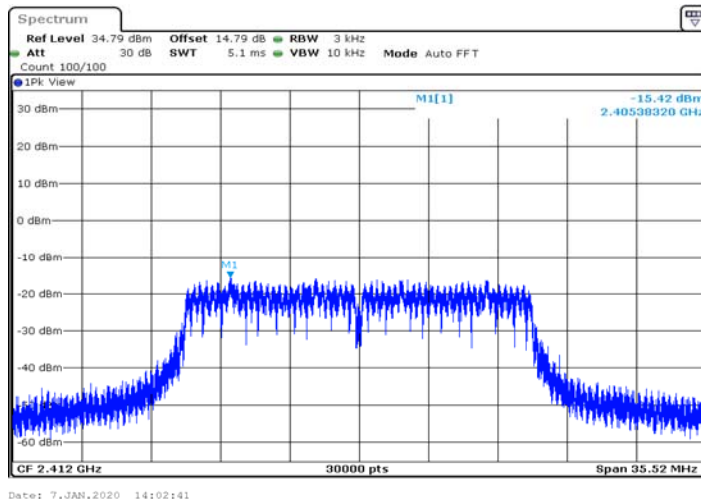
11G_Ant1_2442



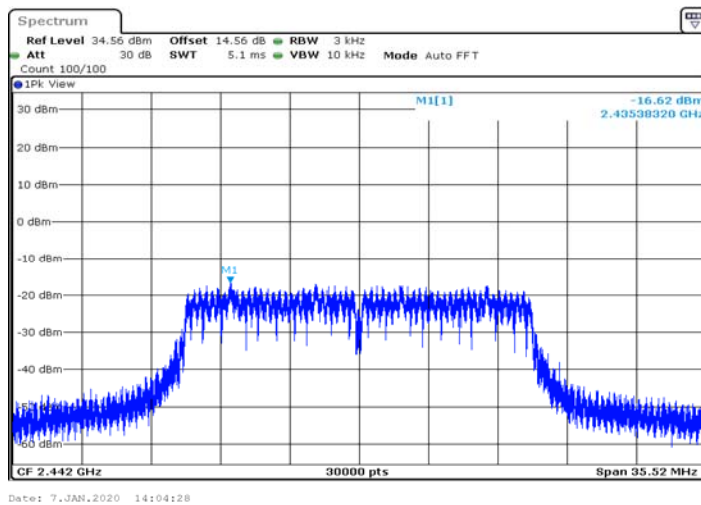
11G_Ant1_2472



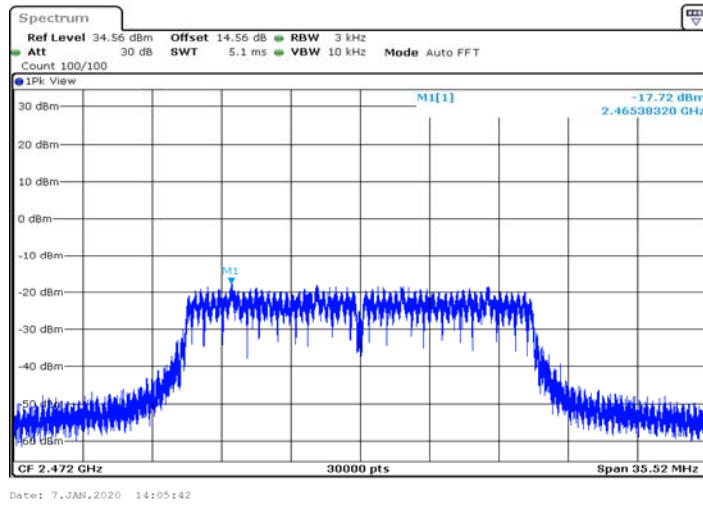
11N20SISO_Ant1_2412



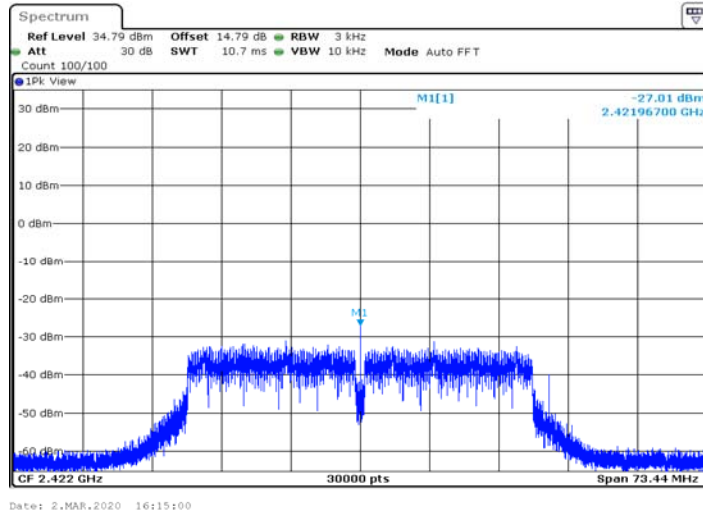
11N20SISO_Ant1_2442



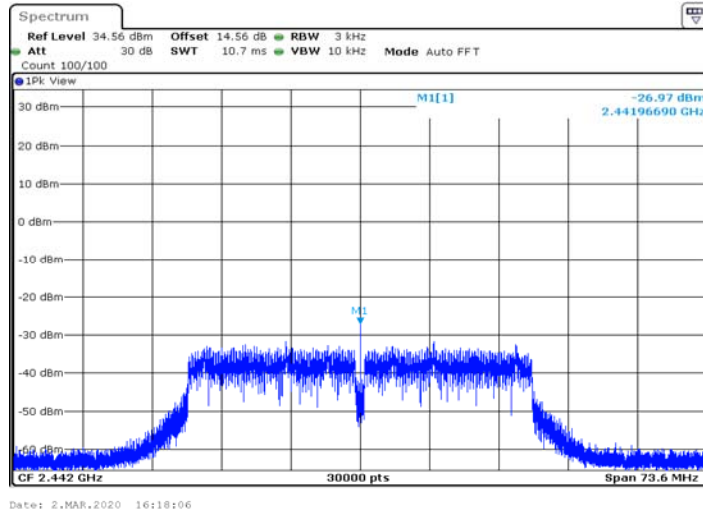
11N20SISO_Ant1_2472



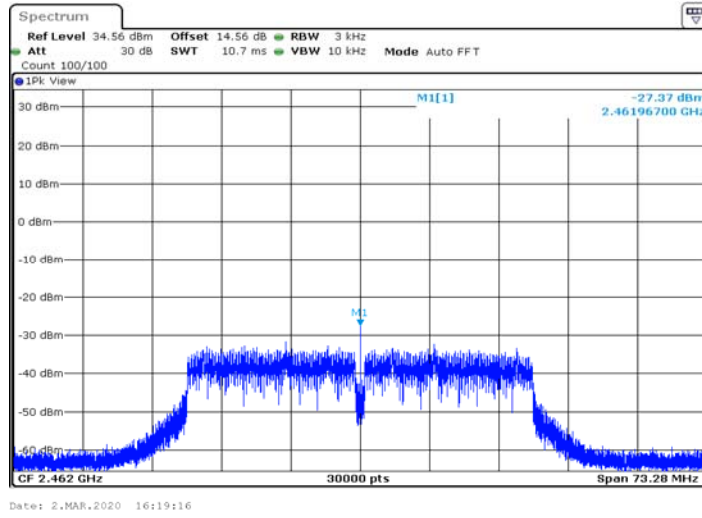
11N40SISO_Ant1_2422



11N40SISO_Ant1_2442



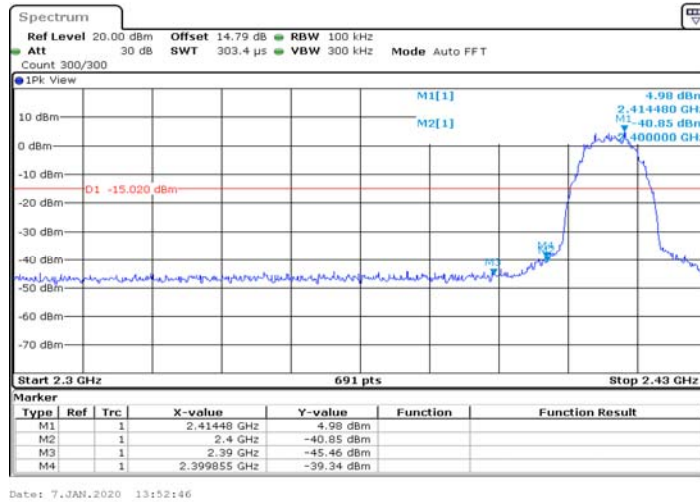
11N40SISO_Ant1_2462



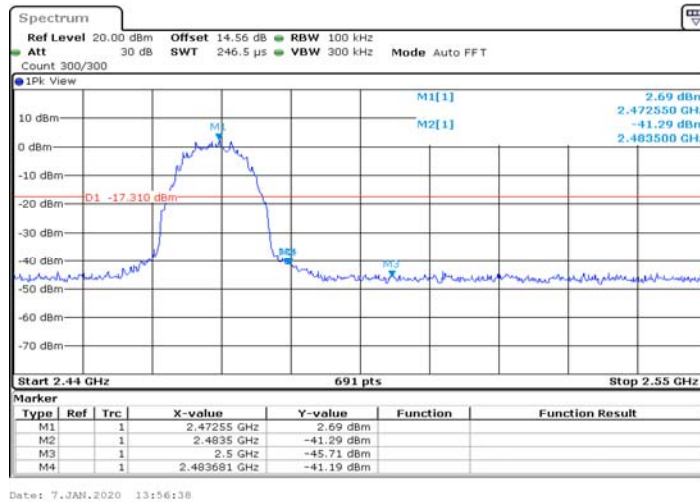
Appendix E: Band edge measurements

Test Graphs

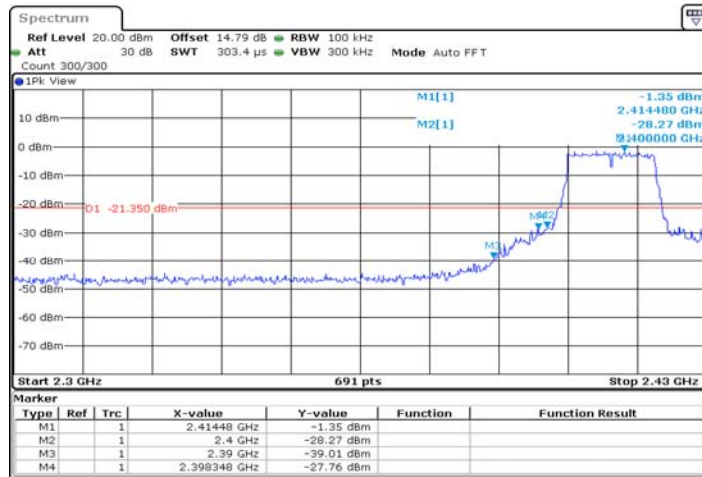
11B_Ant1_Low_2412



11B_Ant1_High_2472

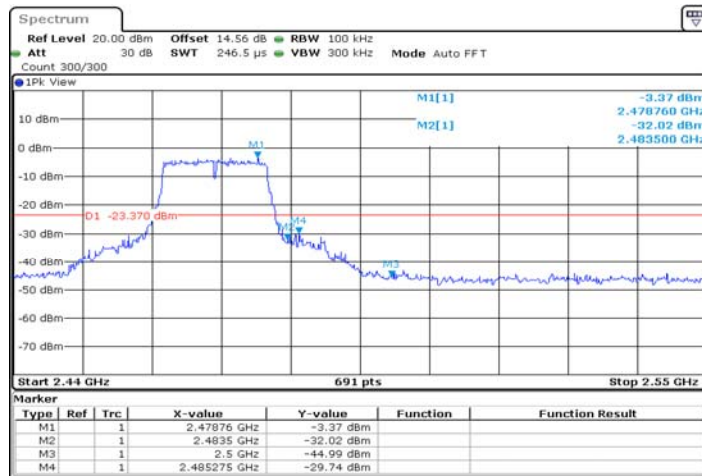


11G_Ant1_Low_2412



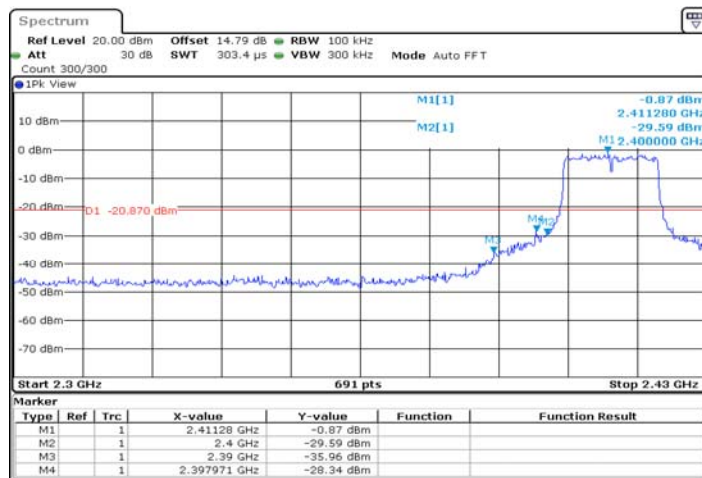
Date: 7.JAN.2020 13:58:19

11G_Ant1_High_2472



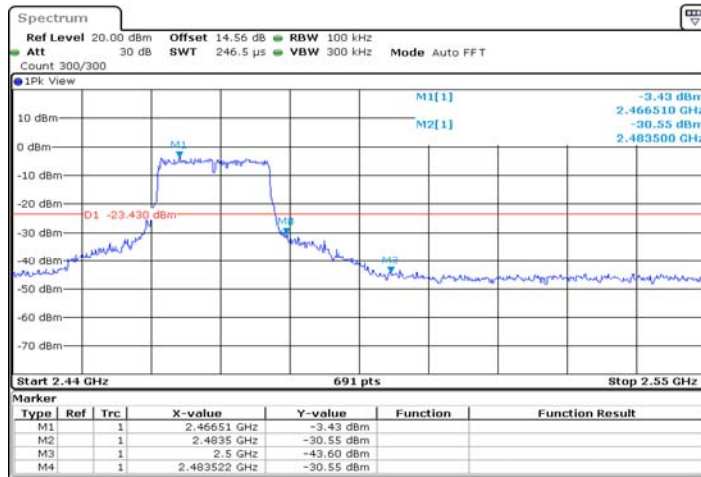
Date: 7.JAN.2020 14:01:15

11N20SISO_Ant1_Low_2412



Date: 7.JAN.2020 14:02:50

11N20SISO_Ant1_High_2472



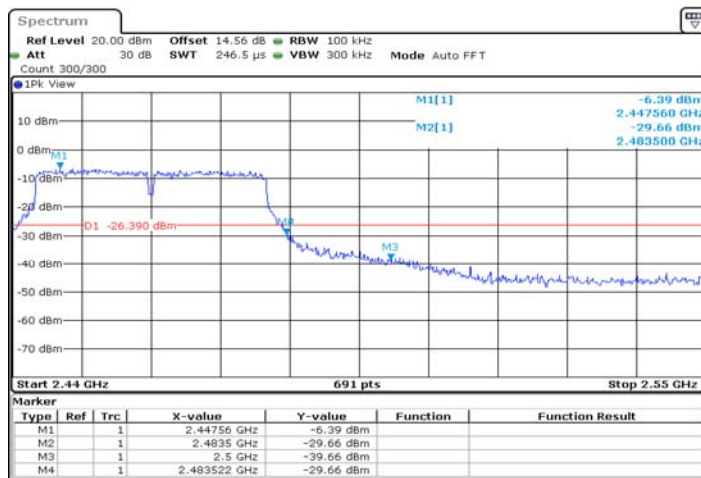
Date: 7.JAN.2020 14:05:52

11N40SISO_Ant1_Low_2422



Date: 7.JAN.2020 14:07:30

11N40SISO_Ant1_High_2462




Date: 7.JAN.2020 14:10:37

AppendixG: DutyCycle

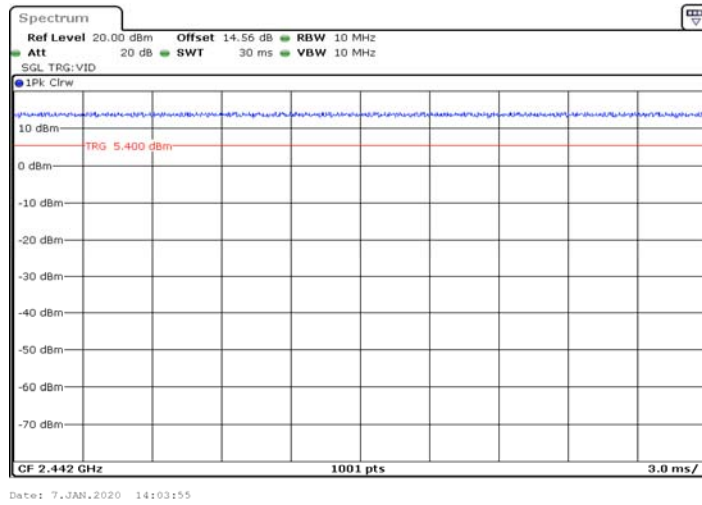
Test Result

TestMode	Antenna	Channel	TransmissionDuration [ms]	Transmission Period [ms]	Duty Cycle [%]
11B	Ant1	2442	30.00	30.00	100.00
11G	Ant1	2442	30.00	30.00	100.00
11N20SISO	Ant1	2442	30.00	30.00	100.00
11N40SISO	Ant1	2442	30.00	30.00	100.00

Test Graphs



11N20SISO_Ant1_2442



11N40SISO_Ant1_2442

