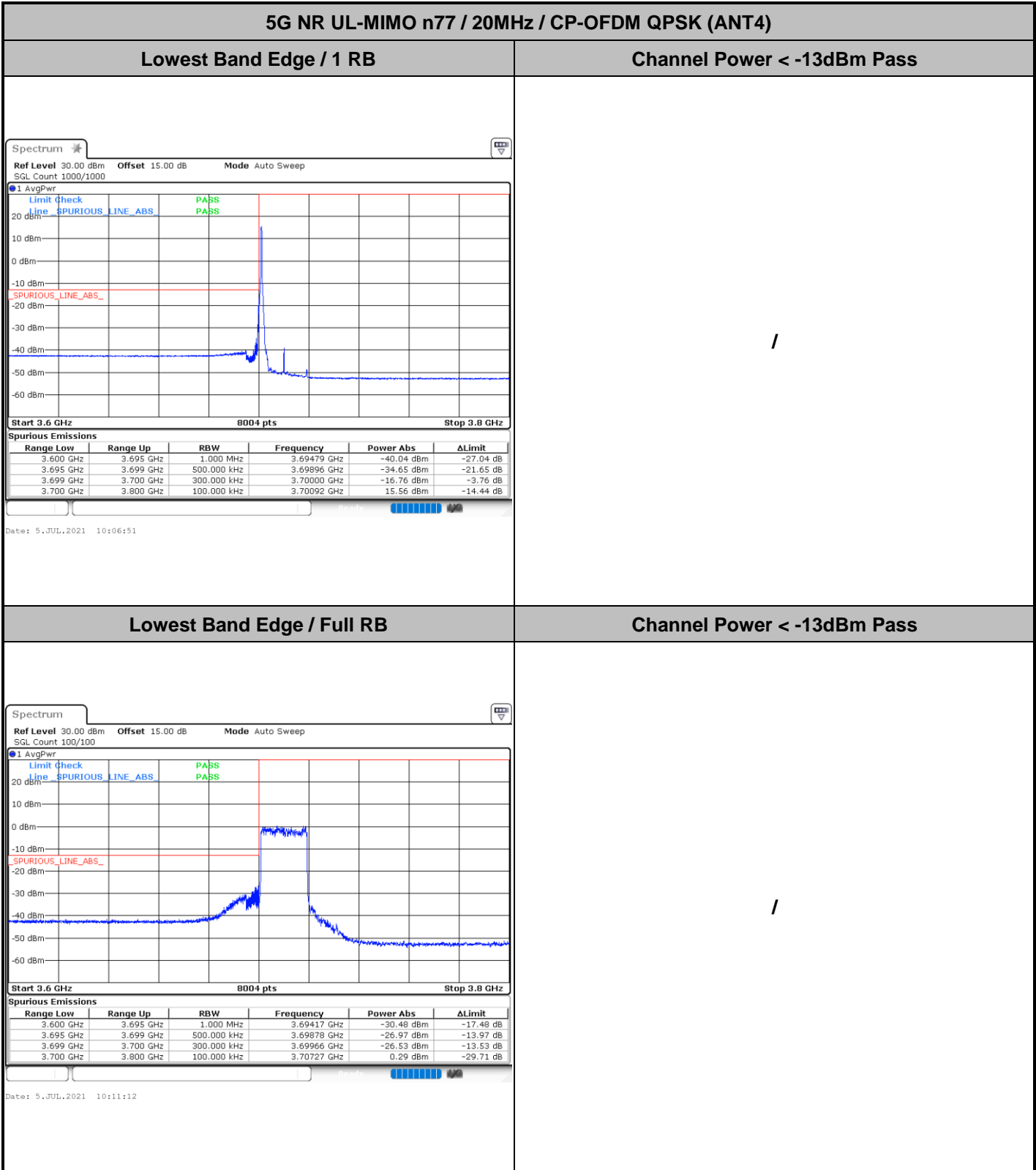




Conducted Band Edge

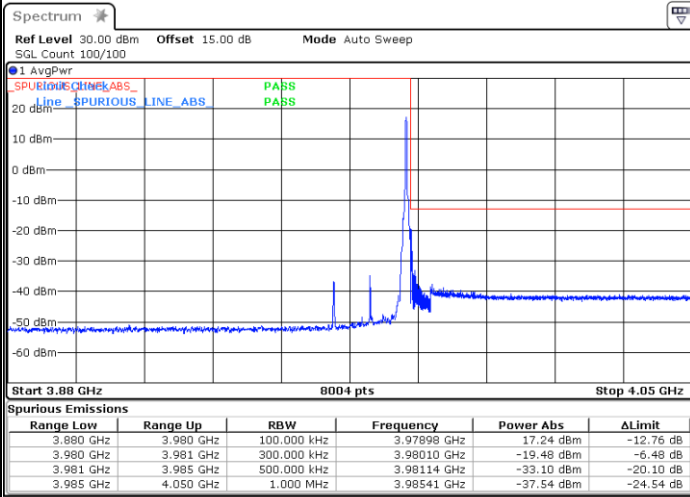




5G NR UL-MIMO n77 / 20MHz / CP-OFDM QPSK (ANT4)

Highest Band Edge / 1 RB

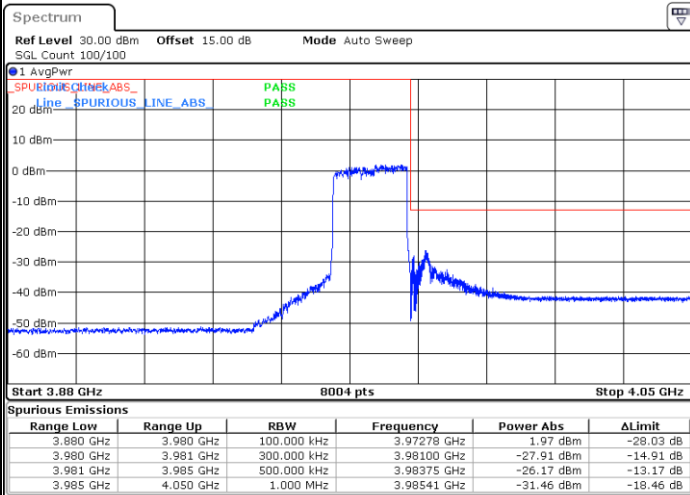
Channel Power < -13dBm Pass



Date: 5.JUL.2021 10:24:27

Highest Band Edge / Full RB

Channel Power < -13dBm Pass



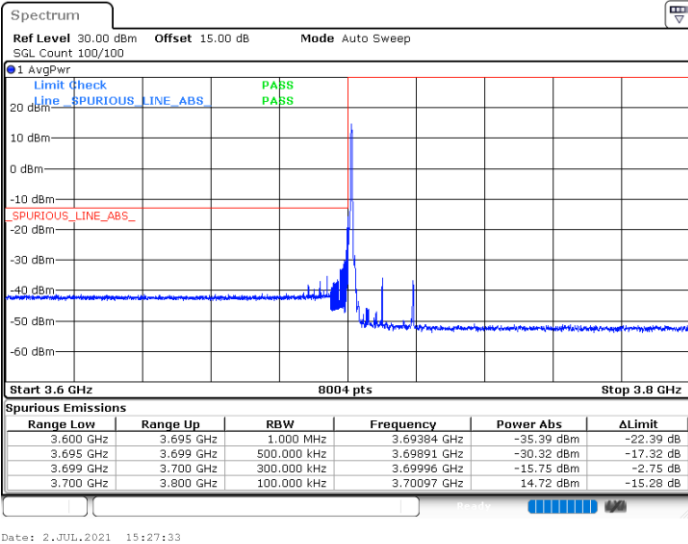
Date: 5.JUL.2021 10:26:56



5G NR UL-MIMO n77 / 20MHz / CP-OFDM QPSK (Ant5)

Lowest Band Edge / 1 RB

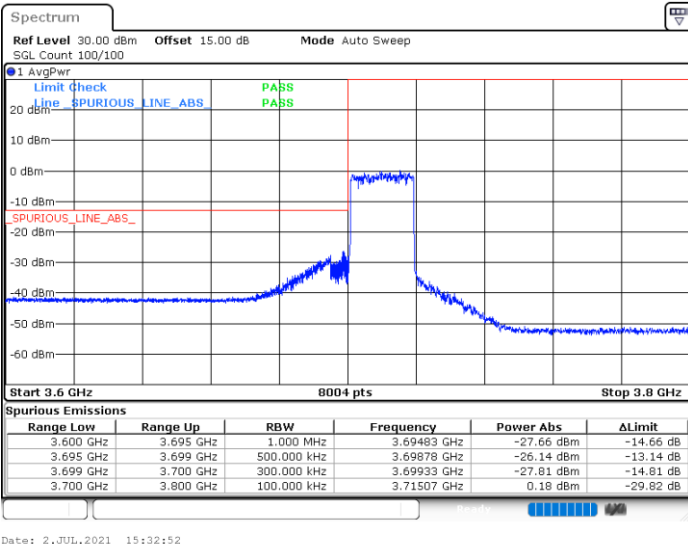
Channel Power < -13dBm Pass



/

Lowest Band Edge / Full RB

Channel Power < -13dBm Pass



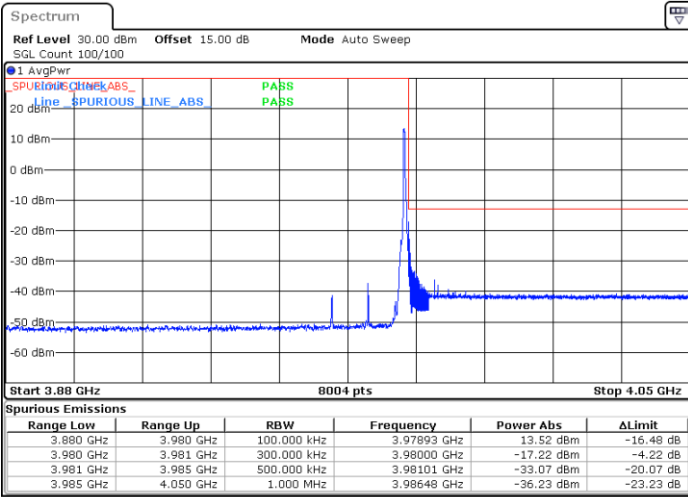
/



5G NR UL-MIMO n77 / 20MHz / CP-OFDM QPSK (Ant5)

Highest Band Edge / 1 RB

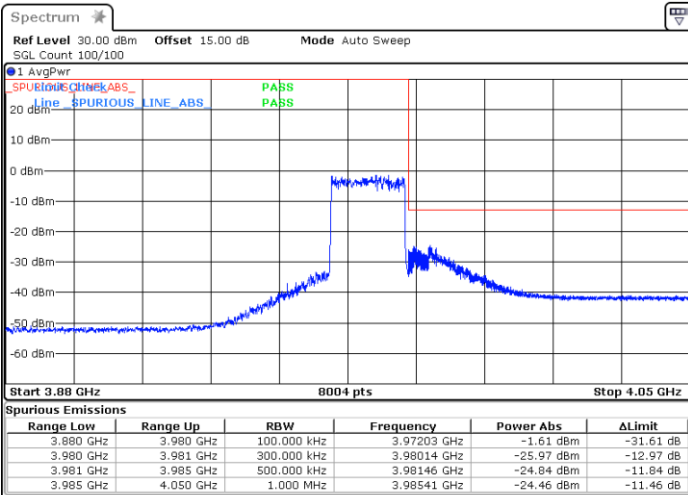
Channel Power < -13dBm Pass



Date: 2.JUL.2021 15:50:27

Highest Band Edge / Full RB

Channel Power < -13dBm Pass



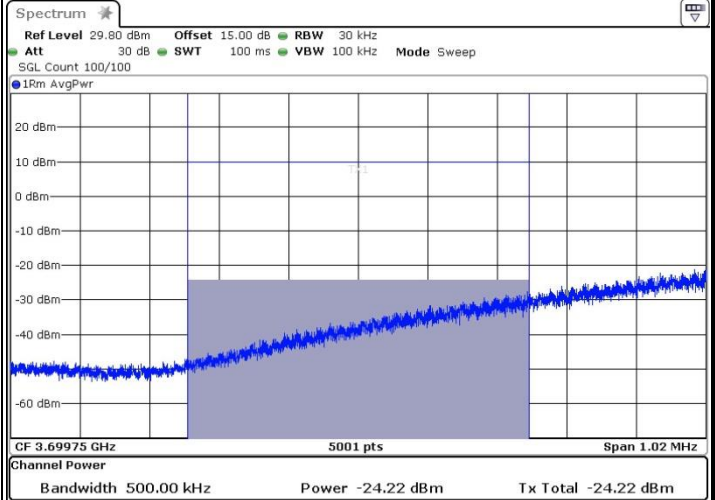
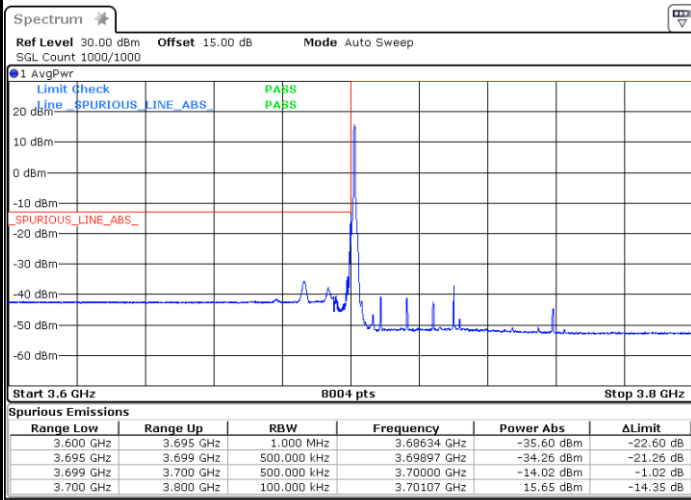
Date: 2.JUL.2021 15:51:20



5G NR UL-MIMO n77 / 60MHz / CP-OFDM QPSK (ANT4)

Lowest Band Edge / 1 RB

Verify Channel Power < -13dBm Pass

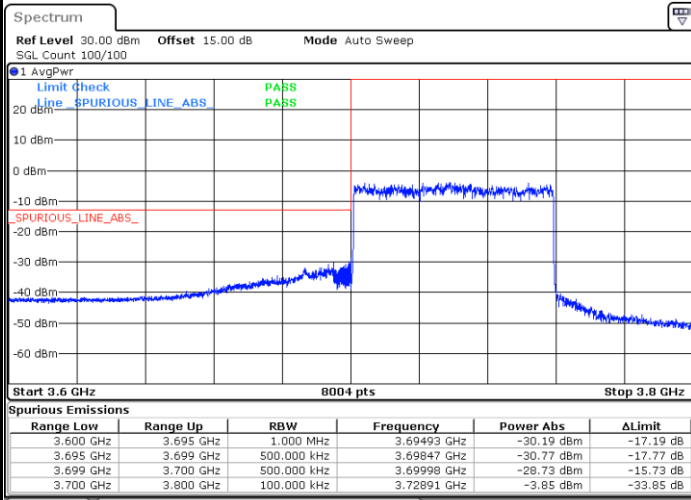


Date: 5.JUL.2021 11:13:15

Date: 3.NOV.2021 14:57:42

Lowest Band Edge / Full RB

Channel Power < -13dBm Pass



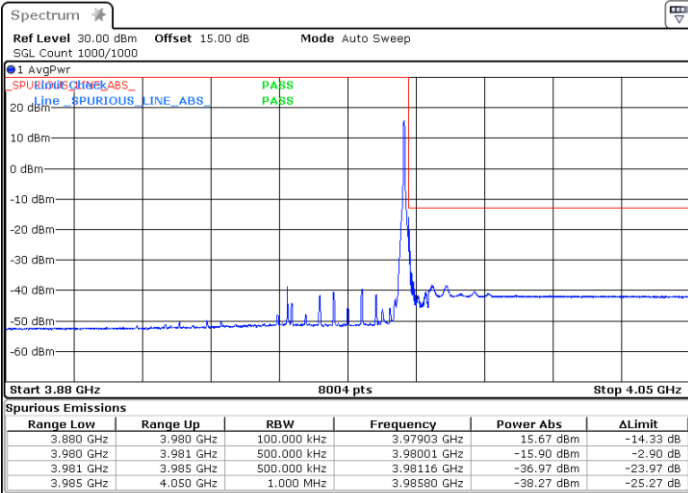
Date: 5.JUL.2021 11:19:45



5G NR UL-MIMO n77 / 60MHz / CP-OFDM QPSK (ANT4)

Highest Band Edge / 1 RB

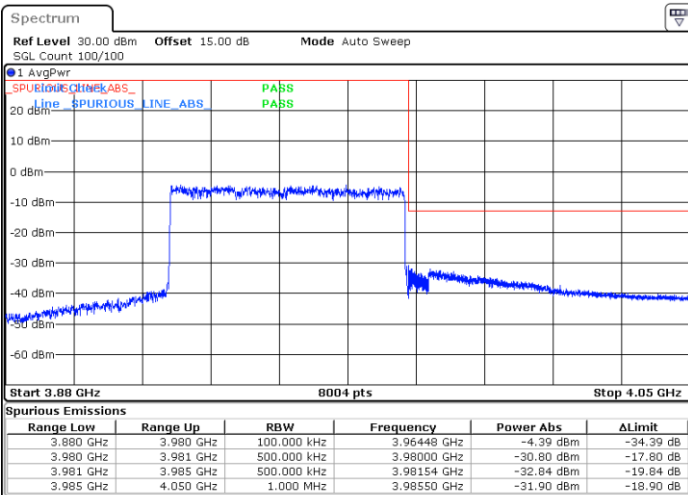
Channel Power < -13dBm Pass



Date: 5.JUL.2021 11:27:20

Highest Band Edge / Full RB

Channel Power < -13dBm Pass



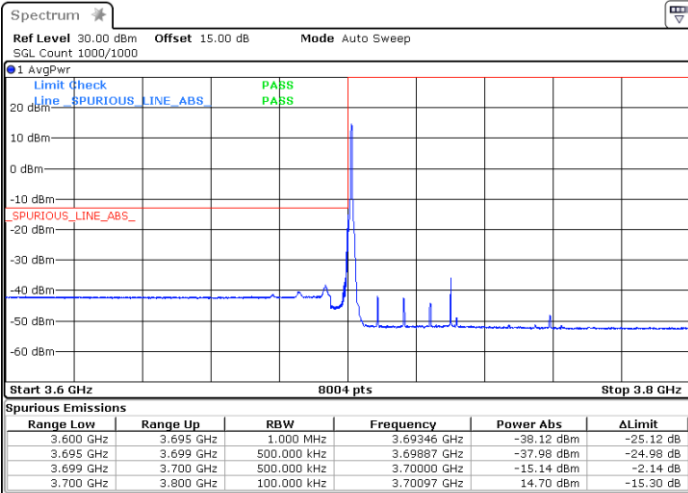
Date: 5.JUL.2021 11:28:48



5G NR UL-MIMO n77 / 60MHz / CP-OFDM QPSK (Ant5)

Lowest Band Edge / 1 RB

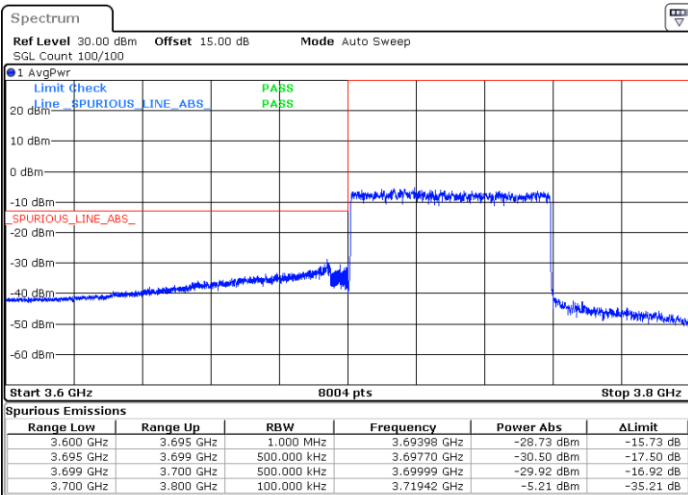
Channel Power < -13dBm Pass



Date: 2.JUL.2021 15:53:22

Lowest Band Edge / Full RB

Channel Power < -13dBm Pass



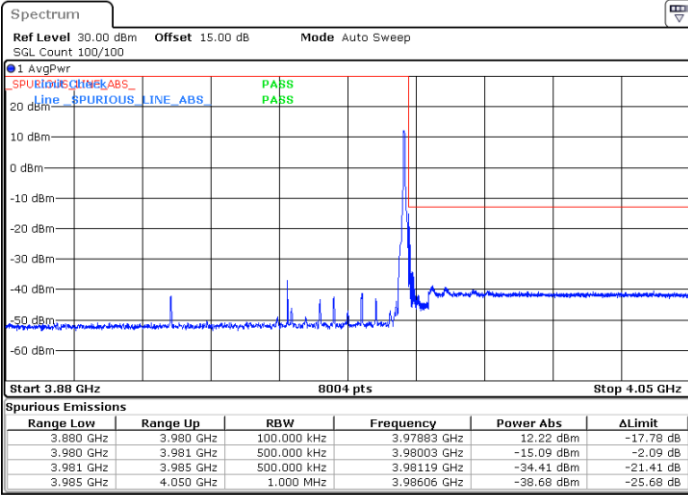
Date: 2.JUL.2021 15:57:39



5G NR UL-MIMO n77 / 60MHz / CP-OFDM QPSK (Ant5)

Highest Band Edge / 1 RB

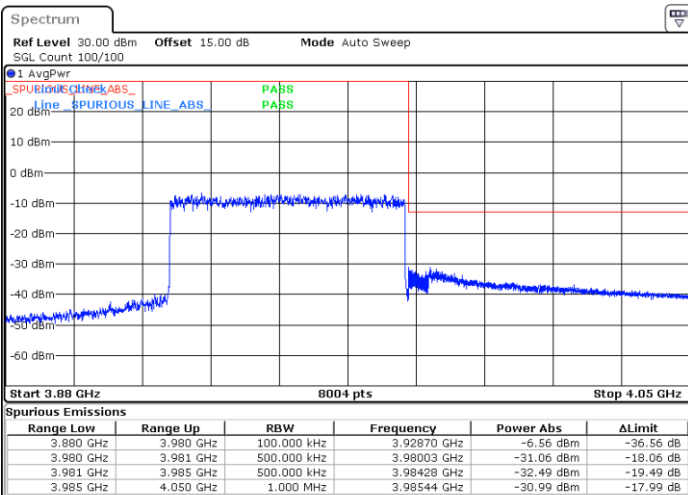
Channel Power < -13dBm Pass



Date: 2.JUL.2021 16:11:07

Highest Band Edge / Full RB

Channel Power < -13dBm Pass



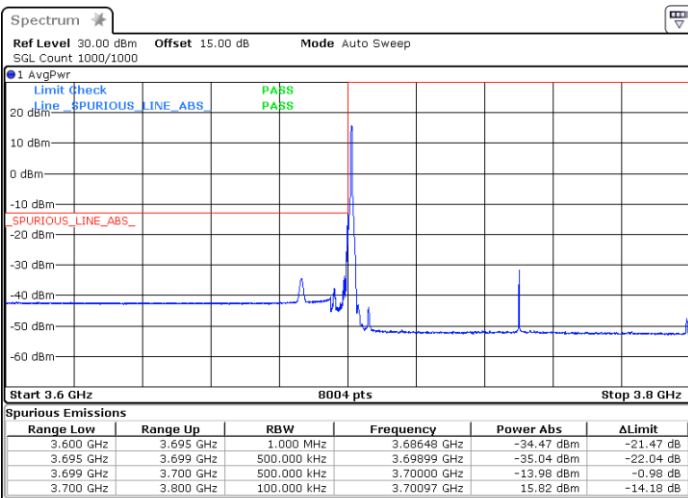
Date: 2.JUL.2021 16:11:56



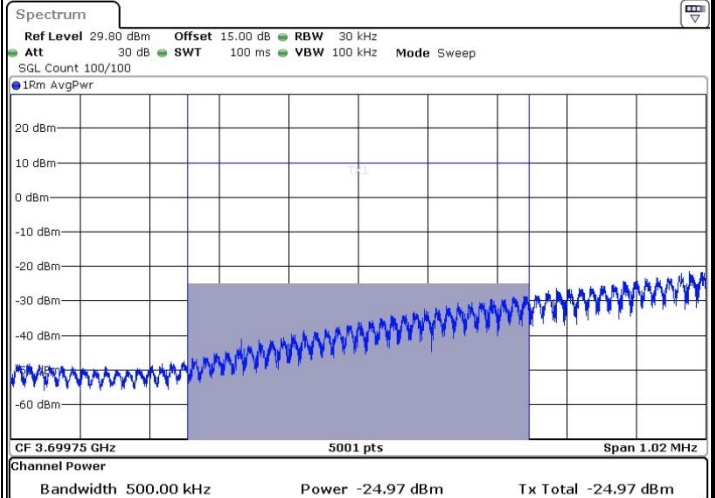
5G NR UL-MIMO n77 / 100MHz / CP-OFDM QPSK (ANT4)

Lowest Band Edge / 1 RB

Verify Channel Power < -13dBm Pass



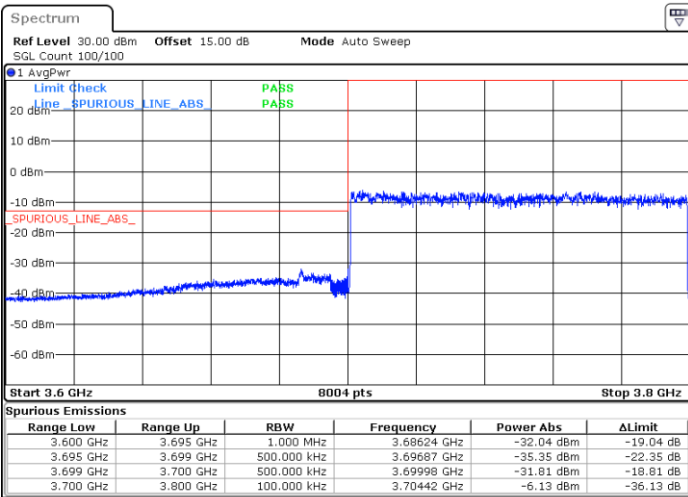
Date: 5.JUL.2021 11:54:14



Date: 3.NOV.2021 15:04:18

Lowest Band Edge / Full RB

Channel Power < -13dBm Pass



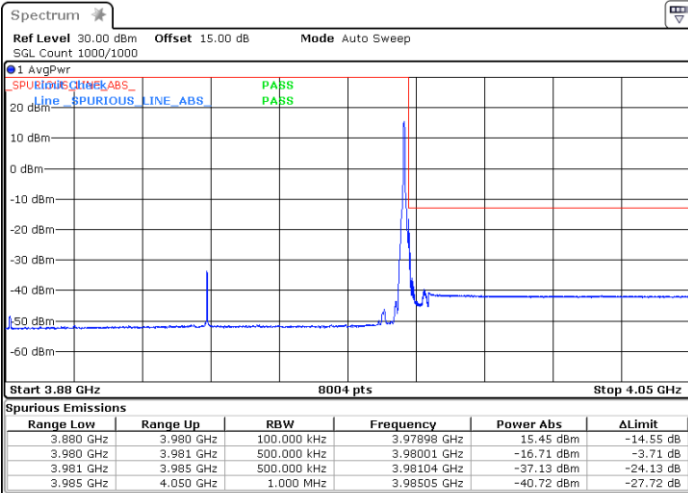
Date: 5.JUL.2021 13:48:42



5G NR UL-MIMO n77 / 100MHz / CP-OFDM QPSK (ANT4)

Highest Band Edge / 1 RB

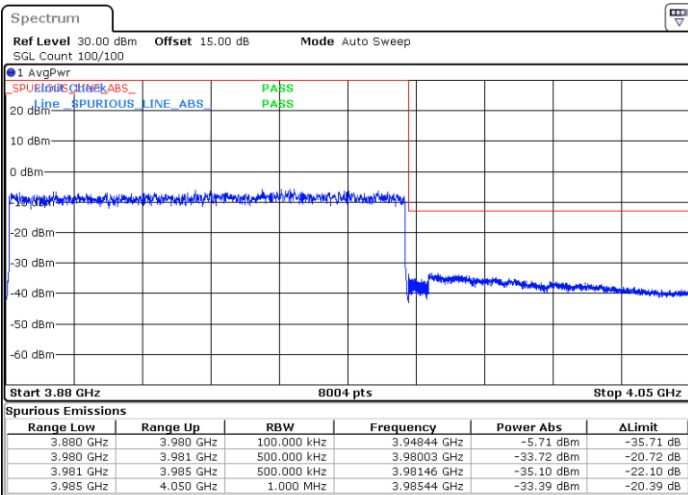
Channel Power < -13dBm Pass



Date: 5.JUL.2021 14:06:59

Highest Band Edge / Full RB

Channel Power < -13dBm Pass



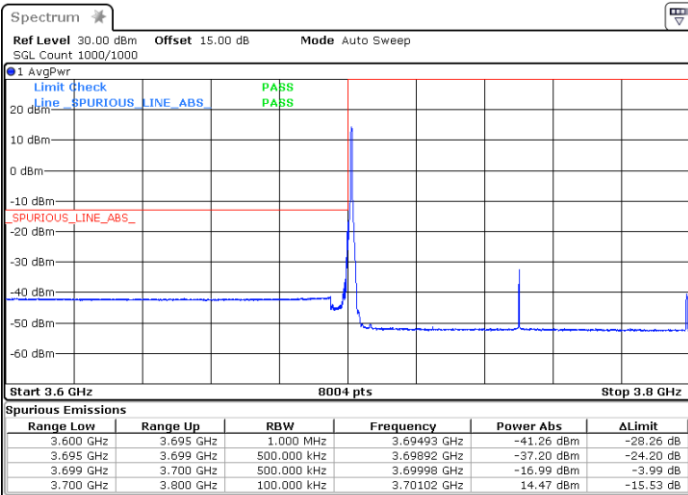
Date: 5.JUL.2021 14:08:25



5G NR UL-MIMO n77 / 100MHz / CP-OFDM QPSK (Ant5)

Lowest Band Edge / 1 RB

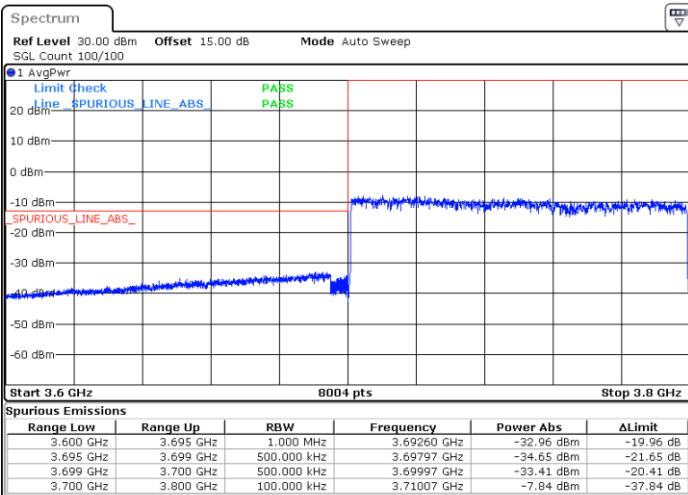
Channel Power < -13dBm Pass



Date: 2.JUL.2021 16:13:54

Lowest Band Edge / Full RB

Channel Power < -13dBm Pass



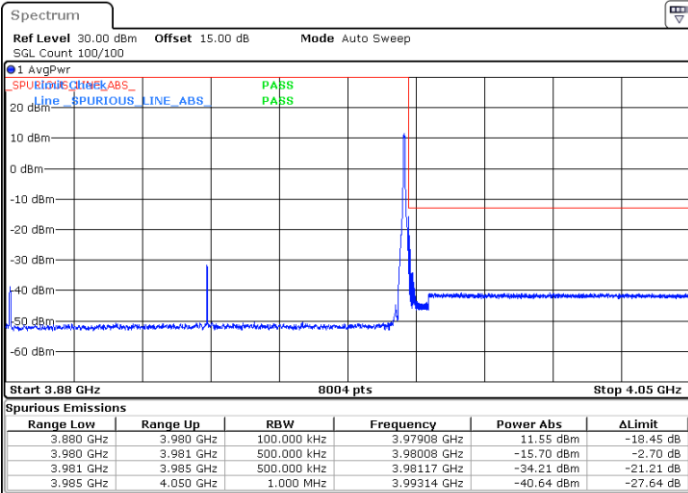
Date: 2.JUL.2021 16:16:35



5G NR UL-MIMO n77 / 100MHz / CP-OFDM QPSK (Ant5)

Highest Band Edge / 1 RB

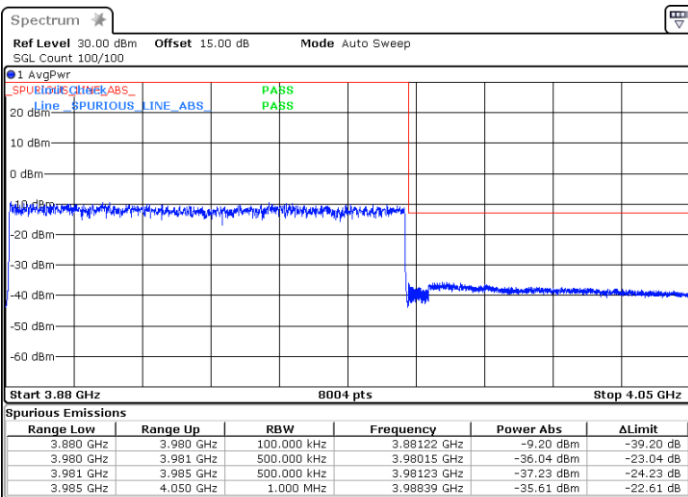
Channel Power < -13dBm Pass



Date: 2.JUL.2021 16:25:56

Highest Band Edge / Full RB

Channel Power < -13dBm Pass



Date: 2.JUL.2021 16:27:00

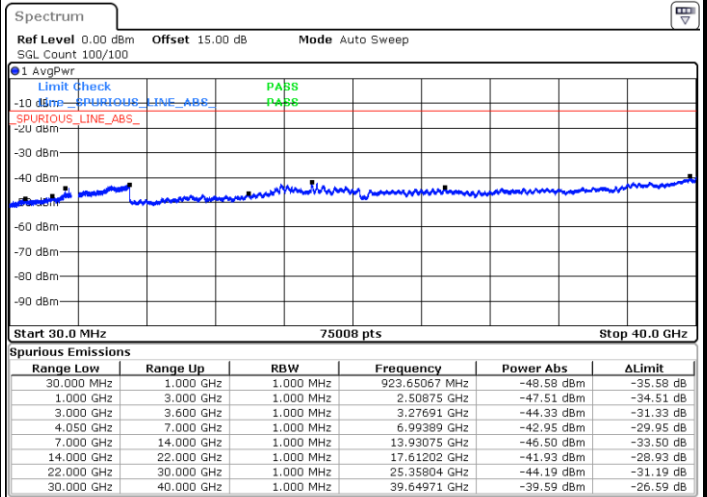
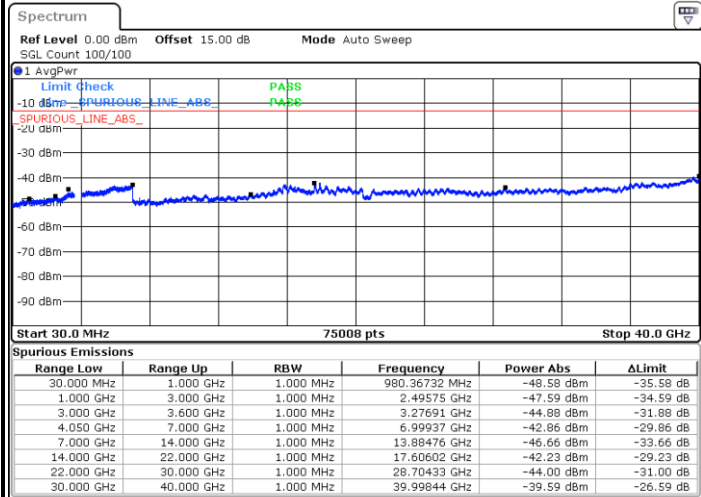


Conducted Spurious Emission

5G NR UL-MIMO n77 / 20MHz / CP-OFDM QPSK (ANT4)

Lowest Channel / 1RB

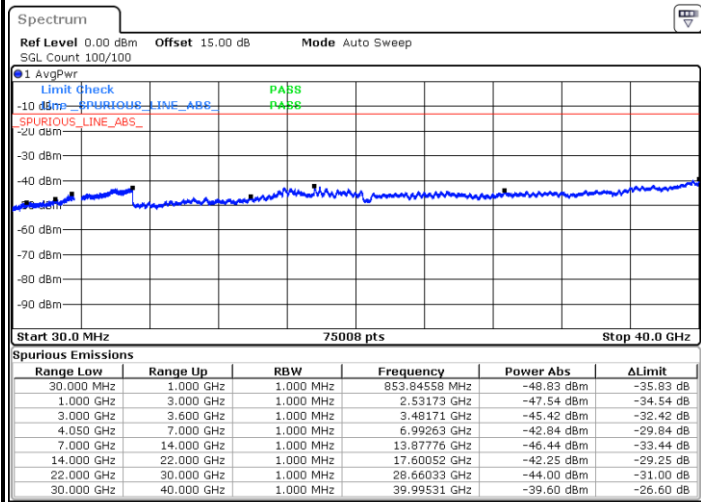
Middle Channel / 1RB



Date: 5.JUL.2021 10:07:52

Date: 5.JUL.2021 10:13:37

Highest Channel / 1RB



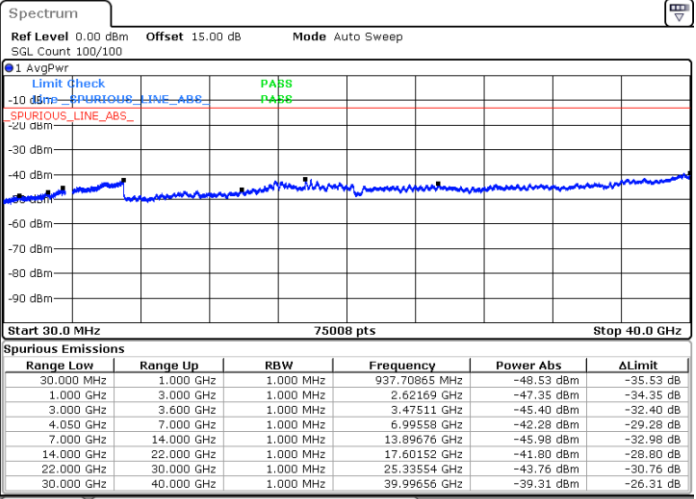
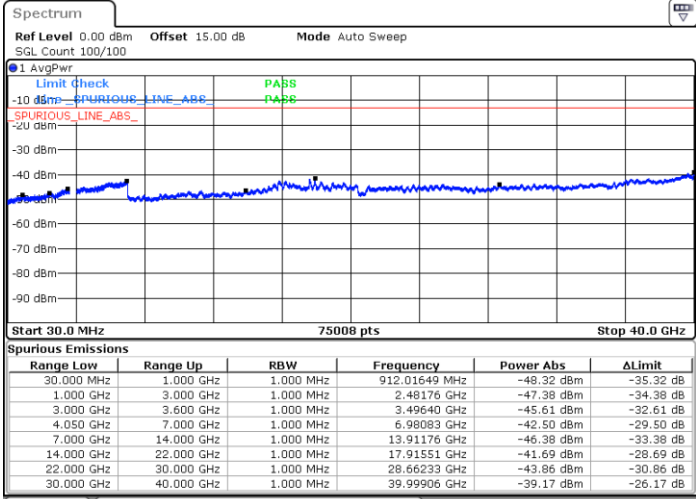
Date: 5.JUL.2021 10:19:18



5G NR UL-MIMO n77 / 20MHz / CP-OFDM QPSK (Ant5)

Lowest Channel / 1RB

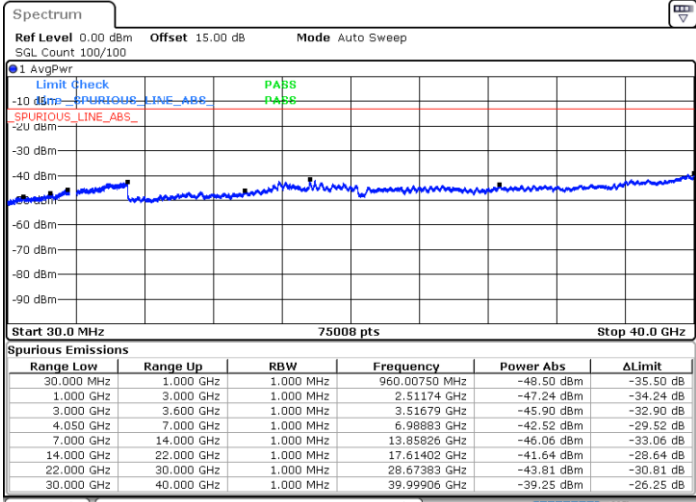
Middle Channel / 1RB



Date: 2. JUL. 2021 15:30:49

Date: 2. JUL. 2021 15:35:06

Highest Channel / 1RB



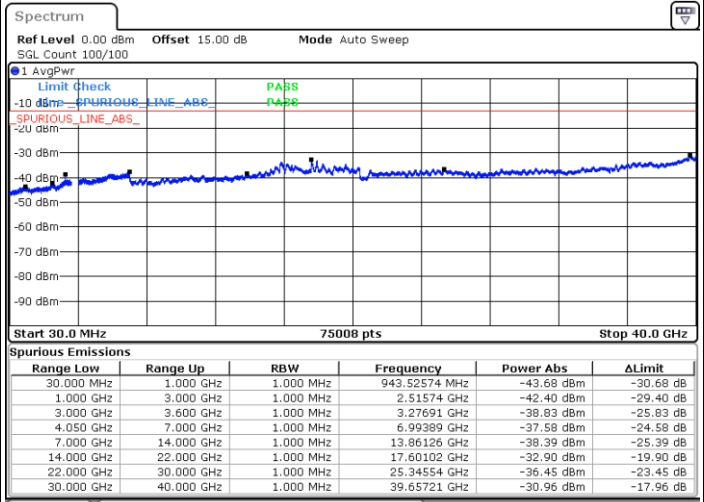
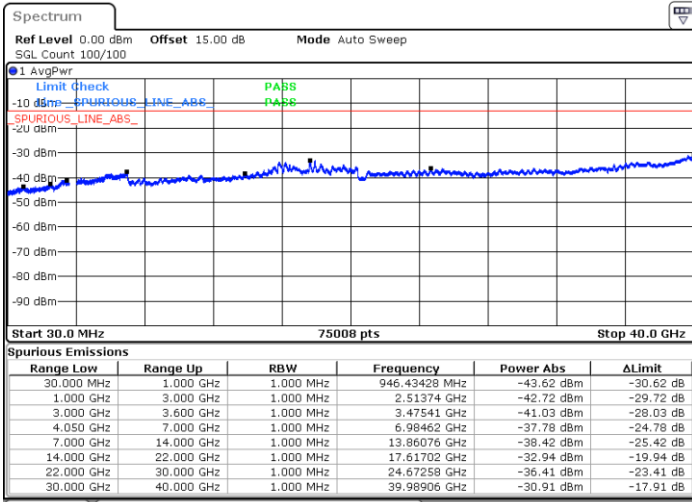
Date: 2. JUL. 2021 15:50:08



5G NR UL-MIMO n77 / 60MHz / CP-OFDM QPSK (ANT4)

Lowest Channel / 1RB

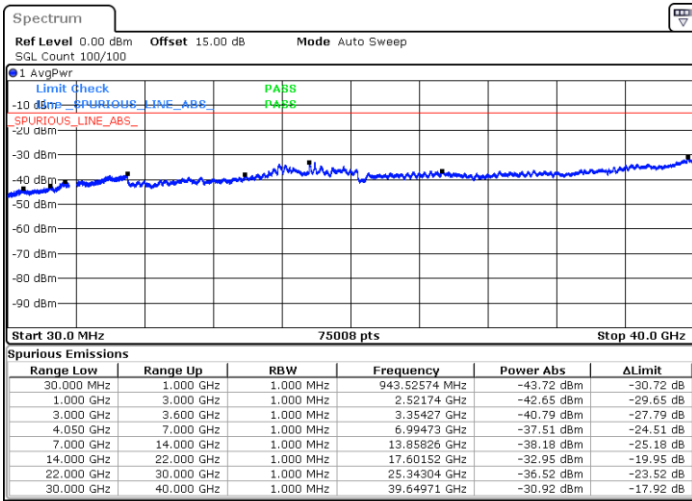
Middle Channel / 1RB



Date: 5.JUL.2021 11:15:31

Date: 5.JUL.2021 11:21:57

Highest Channel / 1RB



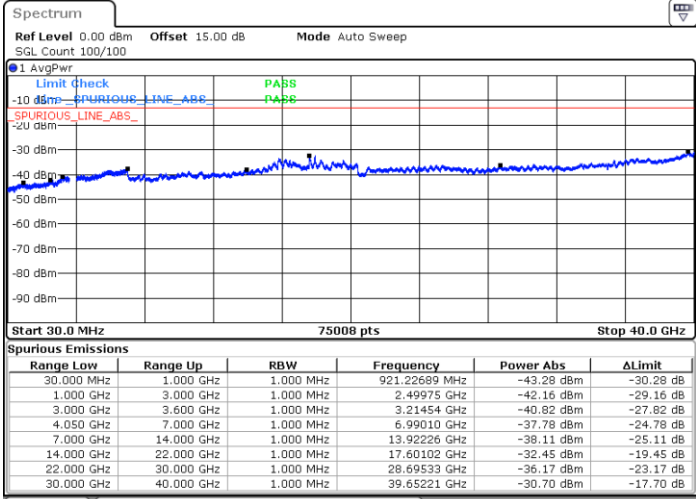
Date: 5.JUL.2021 11:26:04



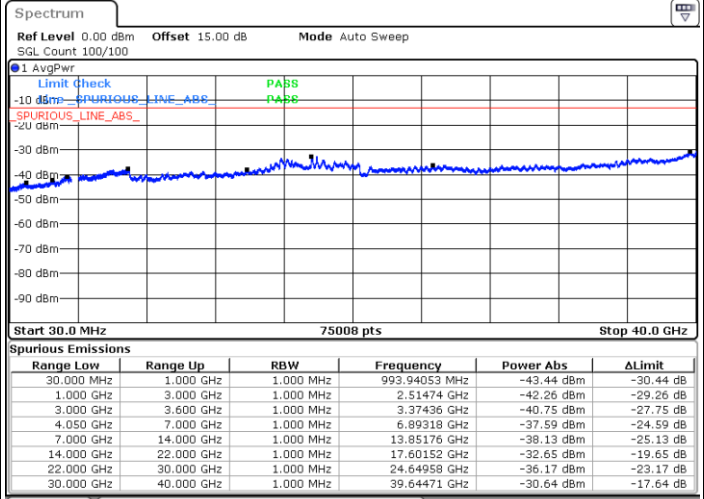
5G NR UL-MIMO n77 / 60MHz / CP-OFDM QPSK (Ant5)

Lowest Channel / 1RB

Middle Channel / 1RB

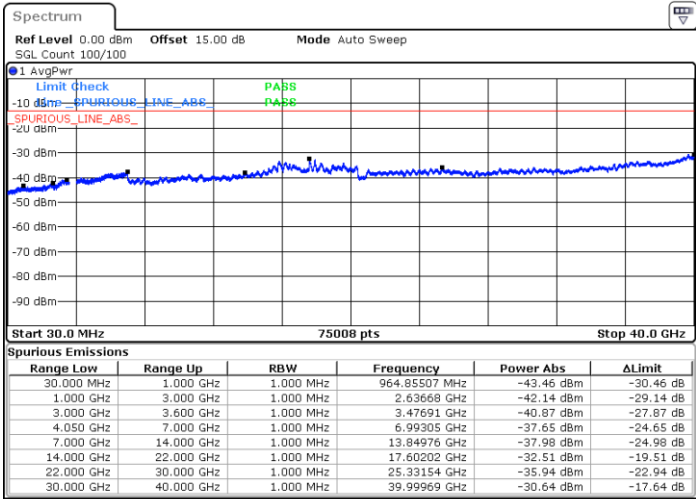


Date: 2. JUL. 2021 15:54:29



Date: 2. JUL. 2021 16:00:20

Highest Channel / 1RB



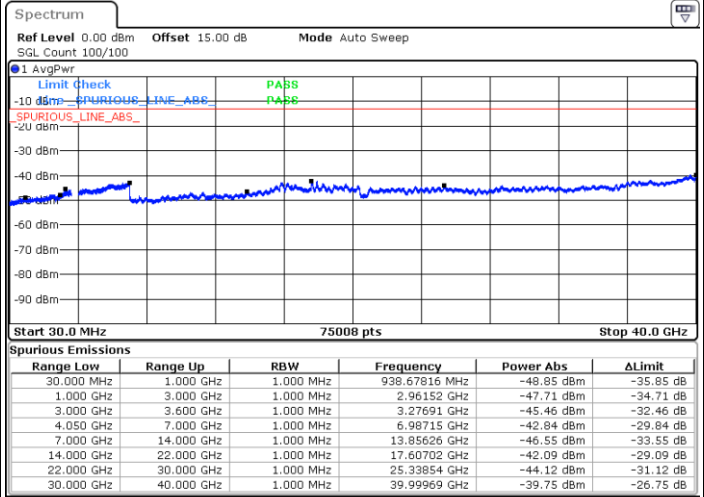
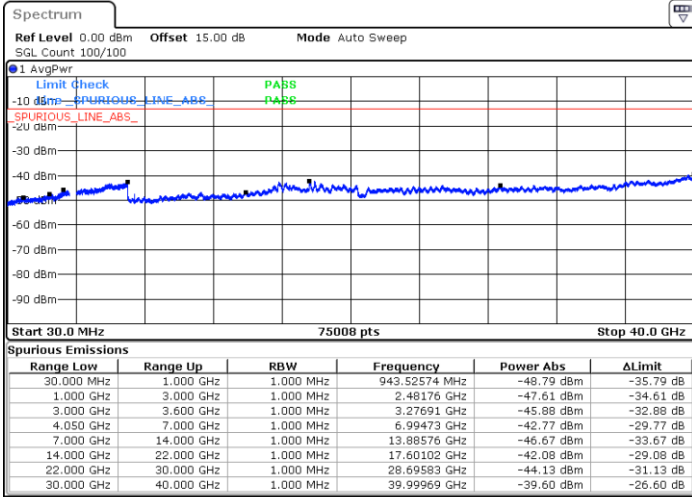
Date: 2. JUL. 2021 16:10:48



5G NR UL-MIMO n77 / 100MHz / CP-OFDM QPSK (ANT4)

Lowest Channel / 1RB

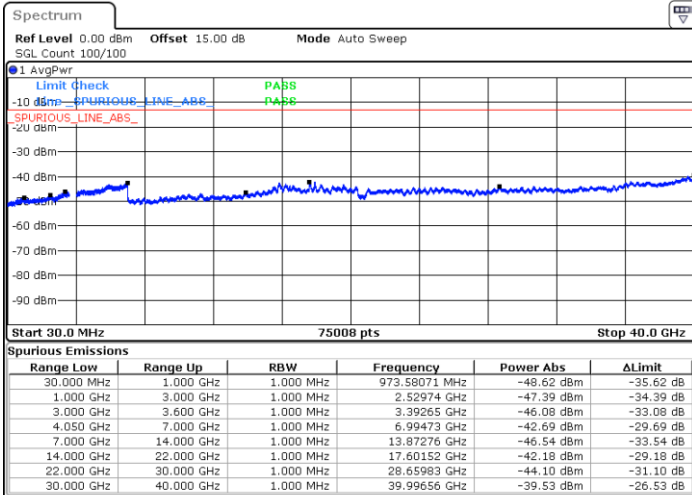
Middle Channel / 1RB



Date: 5.JUL.2021 11:55:38

Date: 5.JUL.2021 13:52:50

Highest Channel / 1RB



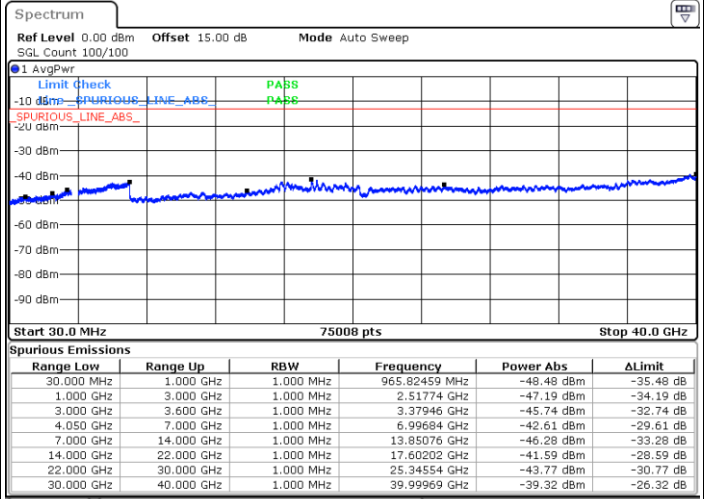
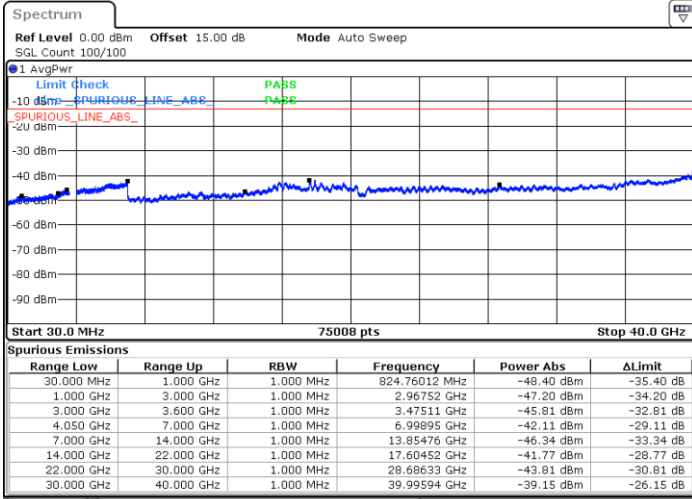
Date: 5.JUL.2021 14:06:06



5G NR UL-MIMO n77 / 100MHz / CP-OFDM QPSK (Ant5)

Lowest Channel / 1RB

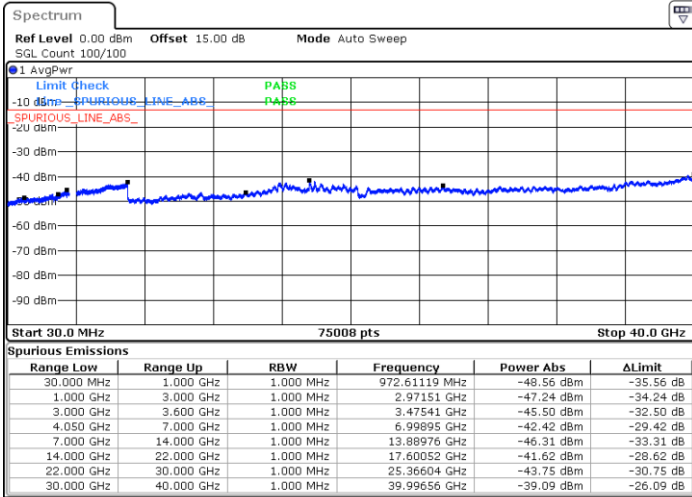
Middle Channel / 1RB



Date: 2.JUL.2021 16:15:15

Date: 2.JUL.2021 16:18:19

Highest Channel / 1RB



Date: 2.JUL.2021 16:22:21



Frequency Stability

Test Conditions		NR UL-MIMO n77 (QPSK) / Middle Channel	Limit
Temperature (°C)	Voltage (Volt)	BW 20MHz	Within Band
		Deviation (ppm)	Result
50	Normal Voltage	0.0004	PASS
40	Normal Voltage	0.0003	
30	Normal Voltage	0.0001	
20(Ref.)	Normal Voltage	0.0000	
10	Normal Voltage	0.0004	
0	Normal Voltage	0.0003	
-10	Normal Voltage	0.0002	
-20	Normal Voltage	0.0002	
-30	Normal Voltage	0.0001	
20	Maximum Voltage	0.0000	
20	Normal Voltage	0.0000	
20	Battery End Point	0.0001	

Note:

1. Normal Voltage =3.85 V. ; Battery End Point (BEP) =3.6 V. ; Maximum Voltage =4.4 V.
2. Note: The frequency fundamental emissions stay within the authorized frequency block.



Appendix B. Test Results of Radiated Test

Radiated Spurious Emission

Note: Pre-scanned harmonic for the different antenna, we choose the worst antenna mode to test.

SA n2 / NR 20MHz / QPSK DFT-s-OFDM / ANT0(NR)								
Channel	Frequency (MHz)	ERP (dBm)	Limit (dBm)	Over Limit (dB)	S.G. Power (dBm)	TX Cable loss (dB)	TX Antenna Gain (dBi)	Polarization (H/V)
Middle	3741	-56.15	-13	-43.15	-68.41	2.64	14.90	H
	5613	-54.55	-13	-41.55	-66.41	2.94	14.80	H
	7488	-52.21	-13	-39.21	-61.98	3.39	13.16	H
	3741	-56.40	-13	-43.40	-68.66	2.64	14.90	V
	5613	-55.23	-13	-42.23	-67.09	2.94	14.80	V
	7488	-52.46	-13	-39.46	-62.23	3.39	13.16	V

Remark: Spurious emissions within 30-1000MHz were found more than 20dB below limit line.

EN-DC_5A_n2A / LTE 10MHz + NR 20MHz / QPSK / ANT0(LTE) & ANT6(NR)								
Channel	Frequency (MHz)	ERP (dBm)	Limit (dBm)	Over Limit (dB)	S.G. Power (dBm)	TX Cable loss (dB)	TX Antenna Gain (dBi)	Polarization (H/V)
Middle	3741	-56.45	-13	-43.45	-68.71	2.64	14.90	H
	5613	-51.94	-13	-38.94	-63.80	2.94	14.80	H
	7488	-42.69	-13	-29.69	-52.46	3.39	13.16	H
	3741	-56.29	-13	-43.29	-68.55	2.64	14.90	V
	5613	-53.60	-13	-40.60	-65.46	2.94	14.80	V
	7488	-43.33	-13	-30.33	-53.10	3.39	13.16	V

Remark: Spurious emissions within 30-1000MHz were found more than 20dB below limit line.

EN-DC_13A_n2A / LTE 10MHz + NR 20MHz / QPSK / ANT0(LTE) & ANT6(NR)								
Channel	Frequency (MHz)	ERP (dBm)	Limit (dBm)	Over Limit (dB)	S.G. Power (dBm)	TX Cable loss (dB)	TX Antenna Gain (dBi)	Polarization (H/V)
Middle	3741	-56.61	-13	-43.61	-68.87	2.64	14.90	H
	5613	-51.89	-13	-38.89	-63.75	2.94	14.80	H
	7488	-43.16	-13	-30.16	-52.93	3.39	13.16	H
	3741	-56.29	-13	-43.29	-68.55	2.64	14.90	V
	5613	-53.51	-13	-40.51	-65.37	2.94	14.80	V
	7488	-43.56	-13	-30.56	-53.33	3.39	13.16	V

Remark: Spurious emissions within 30-1000MHz were found more than 20dB below limit line.



EN-DC_66A_n2A / LTE 10MHz + NR 20MHz / QPSK / ANT6(LTE) & ANT0(NR)								
Channel	Frequency (MHz)	ERP (dBm)	Limit (dBm)	Over Limit (dB)	S.G. Power (dBm)	TX Cable loss (dB)	TX Antenna Gain (dBi)	Polarization (H/V)
Middle	3741	-52.78	-13	-39.78	-65.04	2.64	14.90	H
	5613	-55.07	-13	-42.07	-66.93	2.94	14.80	H
	7488	-50.41	-13	-37.41	-60.18	3.39	13.16	H
	3741	-54.11	-13	-41.11	-66.37	2.64	14.90	V
	5613	-55.48	-13	-42.48	-67.34	2.94	14.80	V
	7488	-50.15	-13	-37.15	-59.92	3.39	13.16	V

Remark: Spurious emissions within 30-1000MHz were found more than 20dB below limit line.

SA n5 / NR 20MHz / QPSK DFT-s-OFDM / ANT0(NR)								
Channel	Frequency (MHz)	ERP (dBm)	Limit (dBm)	Over Limit (dB)	S.G. Power (dBm)	TX Cable loss (dB)	TX Antenna Gain (dBi)	Polarization (H/V)
Middle	1664	-65.27	-13	-52.27	-72.24	1.58	10.70	H
	2496	-60.16	-13	-47.16	-68.41	2.10	12.50	H
	3330	-59.89	-13	-46.89	-68.78	2.86	13.90	H
	1664	-64.19	-13	-51.19	-71.16	1.58	10.70	V
	2496	-59.04	-13	-46.04	-67.29	2.10	12.50	V
	3330	-59.78	-13	-46.78	-68.67	2.86	13.90	V

Remark: Spurious emissions within 30-1000MHz were found more than 20dB below limit line.

EN-DC_2A_n5A / LTE 10MHz + NR 20MHz / QPSK / ANT6(LTE) & ANT0(NR)								
Channel	Frequency (MHz)	ERP (dBm)	Limit (dBm)	Over Limit (dB)	S.G. Power (dBm)	TX Cable loss (dB)	TX Antenna Gain (dBi)	Polarization (H/V)
Middle	1656	-64.94	-13	-51.94	-71.91	1.58	10.70	H
	2482	-60.98	-13	-47.98	-69.23	2.10	12.50	H
	3312	-59.65	-13	-46.65	-68.54	2.86	13.90	H
	1656	-64.28	-13	-51.28	-71.25	1.58	10.70	V
	2482	-58.85	-13	-45.85	-67.10	2.10	12.50	V
	3312	-59.66	-13	-46.66	-68.55	2.86	13.90	V

Remark: Spurious emissions within 30-1000MHz were found more than 20dB below limit line.



EN-DC_48A_n5A / LTE 10MHz + NR 20MHz / QPSK / ANT4(LTE) & ANT0(NR)								
Channel	Frequency (MHz)	ERP (dBm)	Limit (dBm)	Over Limit (dB)	S.G. Power (dBm)	TX Cable loss (dB)	TX Antenna Gain (dBi)	Polarization (H/V)
Middle	1656	-64.64	-13	-51.64	-71.61	1.58	10.70	H
	2482	-60.29	-13	-47.29	-68.54	2.10	12.50	H
	3312	-59.55	-13	-46.55	-68.44	2.86	13.90	H
	1656	-63.54	-13	-50.54	-70.51	1.58	10.70	V
	2482	-58.62	-13	-45.62	-66.87	2.10	12.50	V
	3312	-59.43	-13	-46.43	-68.32	2.86	13.90	V

Remark: Spurious emissions within 30-1000MHz were found more than 20dB below limit line.

EN-DC_66A_n5A / LTE 10MHz + NR 20MHz / QPSK / ANT6(LTE) & ANT0(NR)								
Channel	Frequency (MHz)	ERP (dBm)	Limit (dBm)	Over Limit (dB)	S.G. Power (dBm)	TX Cable loss (dB)	TX Antenna Gain (dBi)	Polarization (H/V)
Middle	1656	-65.20	-13	-52.20	-72.17	1.58	10.70	H
	2482	-60.83	-13	-47.83	-69.08	2.10	12.50	H
	3312	-59.79	-13	-46.79	-68.68	2.86	13.90	H
	1656	-63.95	-13	-50.95	-70.92	1.58	10.70	V
	2482	-59.07	-13	-46.07	-67.32	2.10	12.50	V
	3312	-59.67	-13	-46.67	-68.56	2.86	13.90	V

Remark: Spurious emissions within 30-1000MHz were found more than 20dB below limit line.

EN-DC_2A_66A_n5A / LTE 10MHz + NR 20MHz / QPSK / ANT0(LTE) & ANT1(NR)								
Channel	Frequency (MHz)	ERP (dBm)	Limit (dBm)	Over Limit (dB)	S.G. Power (dBm)	TX Cable loss (dB)	TX Antenna Gain (dBi)	Polarization (H/V)
Middle	1656	-64.83	-13	-51.83	-71.80	1.58	10.70	H
	2482	-60.22	-13	-47.22	-68.47	2.10	12.50	H
	3312	-59.63	-13	-46.63	-68.52	2.86	13.90	H
	1656	-63.60	-13	-50.60	-70.57	1.58	10.70	V
	2482	-58.33	-13	-45.33	-66.58	2.10	12.50	V
	3312	-59.56	-13	-46.56	-68.45	2.86	13.90	V

Remark: Spurious emissions within 30-1000MHz were found more than 20dB below limit line.



EN-DC_2A_n5A / LTE 10MHz + NR 20MHz / QPSK / ANT0(LTE) & ANT1(NR)								
Channel	Frequency (MHz)	ERP (dBm)	Limit (dBm)	Over Limit (dB)	S.G. Power (dBm)	TX Cable loss (dB)	TX Antenna Gain (dBi)	Polarization (H/V)
Middle	1656	-67.18	-13	-54.18	-74.15	1.58	10.70	H
	2482	-62.36	-13	-49.36	-70.61	2.10	12.50	H
	3312	-62.02	-13	-49.02	-70.91	2.86	13.90	H
	1656	-65.84	-13	-52.84	-72.81	1.58	10.70	V
	2482	-60.54	-13	-47.54	-68.79	2.10	12.50	V
	3312	-62.35	-13	-49.35	-71.24	2.86	13.90	V

Remark: Spurious emissions within 30-1000MHz were found more than 20dB below limit line.

EN-DC_66A_n5A / LTE 10MHz + NR 20MHz / QPSK / ANT0(LTE) & ANT1(NR)								
Channel	Frequency (MHz)	ERP (dBm)	Limit (dBm)	Over Limit (dB)	S.G. Power (dBm)	TX Cable loss (dB)	TX Antenna Gain (dBi)	Polarization (H/V)
Middle	1656	-66.78	-13	-53.78	-73.75	1.58	10.70	H
	2482	-62.23	-13	-49.23	-70.48	2.10	12.50	H
	3312	-62.19	-13	-49.19	-71.08	2.86	13.90	H
	1656	-65.84	-13	-52.84	-72.81	1.58	10.70	V
	2482	-60.41	-13	-47.41	-68.66	2.10	12.50	V
	3312	-62.02	-13	-49.02	-70.91	2.86	13.90	V

Remark: Spurious emissions within 30-1000MHz were found more than 20dB below limit line.

SA_n66 / NR 20MHz / QPSK DFT-s-OFDM / ANT0(NR)								
Channel	Frequency (MHz)	ERP (dBm)	Limit (dBm)	Over Limit (dB)	S.G. Power (dBm)	TX Cable loss (dB)	TX Antenna Gain (dBi)	Polarization (H/V)
Middle	3471	-48.41	-13	-35.41	-59.15	2.604	13.34	H
	5208	-54.56	-13	-41.56	-65.07	3.011	13.52	H
	6948	-54.41	-13	-41.41	-64.61	3.271	13.47	H
	3471	-52.44	-13	-39.44	-63.18	2.604	13.34	V
	5208	-55.11	-13	-42.11	-65.62	3.011	13.52	V
	6948	-54.21	-13	-41.21	-64.41	3.271	13.47	V

Remark: Spurious emissions within 30-1000MHz were found more than 20dB below limit line.



EN-DC_2A_n66A / LTE 10MHz + NR 20MHz / QPSK / ANT0(LTE) & ANT6(NR)								
Channel	Frequency (MHz)	ERP (dBm)	Limit (dBm)	Over Limit (dB)	S.G. Power (dBm)	TX Cable loss (dB)	TX Antenna Gain (dBi)	Polarization (H/V)
Middle	3471	-54.23	-13	-41.23	-64.97	2.604	13.34	H
	5208	-54.19	-13	-41.19	-64.70	3.011	13.52	H
	6948	-48.78	-13	-35.78	-58.98	3.271	13.47	H
	3471	-56.86	-13	-43.86	-67.60	2.604	13.34	V
	5208	-54.26	-13	-41.26	-64.77	3.011	13.52	V
	6948	-42.85	-13	-29.85	-53.05	3.271	13.47	V

Remark: Spurious emissions within 30-1000MHz were found more than 20dB below limit line.

EN-DC_5A_n66A / LTE 10MHz + NR 20MHz / QPSK / ANT0(LTE) & ANT6(NR)								
Channel	Frequency (MHz)	ERP (dBm)	Limit (dBm)	Over Limit (dB)	S.G. Power (dBm)	TX Cable loss (dB)	TX Antenna Gain (dBi)	Polarization (H/V)
Middle	3471	-54.77	-13	-41.77	-65.51	2.604	13.34	H
	5208	-54.18	-13	-41.18	-64.69	3.011	13.52	H
	6948	-48.14	-13	-35.14	-58.34	3.271	13.47	H
	3471	-56.81	-13	-43.81	-67.55	2.604	13.34	V
	5208	-54.21	-13	-41.21	-64.72	3.011	13.52	V
	6948	-44.54	-13	-31.54	-54.74	3.271	13.47	V

Remark: Spurious emissions within 30-1000MHz were found more than 20dB below limit line.

EN-DC_13A_n66A / LTE 10MHz + NR 20MHz / QPSK / ANT0(LTE) & ANT6(NR)								
Channel	Frequency (MHz)	ERP (dBm)	Limit (dBm)	Over Limit (dB)	S.G. Power (dBm)	TX Cable loss (dB)	TX Antenna Gain (dBi)	Polarization (H/V)
Middle	3471	-54.42	-13	-41.42	-65.16	2.604	13.34	H
	5208	-54.54	-13	-41.54	-65.05	3.011	13.52	H
	6948	-47.73	-13	-34.73	-57.93	3.271	13.47	H
	3471	-57.77	-13	-44.77	-68.51	2.604	13.34	V
	5208	-54.21	-13	-41.21	-64.72	3.011	13.52	V
	6948	-43.38	-13	-30.38	-53.58	3.271	13.47	V

Remark: Spurious emissions within 30-1000MHz were found more than 20dB below limit line.



EN-DC_5A_n66A / LTE 10MHz + NR 20MHz / QPSK / ANT1(LTE) & ANT0(NR)								
Channel	Frequency (MHz)	ERP (dBm)	Limit (dBm)	Over Limit (dB)	S.G. Power (dBm)	TX Cable loss (dB)	TX Antenna Gain (dBi)	Polarization (H/V)
Middle	3471	-52.05	-13	-39.05	-62.79	2.60	13.34	H
	5208	-55.89	-13	-42.89	-66.40	3.01	13.52	H
	6948	-50.36	-13	-37.36	-60.56	3.27	13.47	H
	3471	-53.52	-13	-40.52	-64.26	2.60	13.34	V
	5208	-55.84	-13	-42.84	-66.35	3.01	13.52	V
	6948	-48.73	-13	-35.73	-58.93	3.27	13.47	V

Remark: Spurious emissions within 30-1000MHz were found more than 20dB below limit line.

SA n77 UL MIMO / NR 100MHz / QPSK DFT-s-OFDM / ANT5(NR)								
Channel	Frequency (MHz)	ERP (dBm)	Limit (dBm)	Over Limit (dB)	S.G. Power (dBm)	TX Cable loss (dB)	TX Antenna Gain (dBi)	Polarization (H/V)
Middle	7590	-61.12	-13	-48.12	-71.60	2.76	13.24	H
	11388	-58.02	-13	-45.02	-67.61	3.42	13.01	H
	15180	-57.60	-13	-44.60	-67.21	3.83	13.44	H
	7584	-59.72	-13	-46.72	-70.16	2.80	13.24	V
	11388	-58.11	-13	-45.11	-67.66	3.46	13.01	V
	15180	-57.62	-13	-44.62	-67.18	3.88	13.44	V

Remark: Spurious emissions within 30-1000MHz were found more than 20dB below limit line.

SA n77 / NR 100MHz / QPSK DFT-s-OFDM / ANT4(NR)								
Channel	Frequency (MHz)	ERP (dBm)	Limit (dBm)	Over Limit (dB)	S.G. Power (dBm)	TX Cable loss (dB)	TX Antenna Gain (dBi)	Polarization (H/V)
Middle	7590	-61.22	-13	-48.22	-71.70	2.76	13.24	H
	11388	-58.06	-13	-45.06	-67.65	3.42	13.01	H
	15180	-57.43	-13	-44.43	-67.04	3.83	13.44	H
	7590	-61.30	-13	-48.30	-71.74	2.80	13.24	V
	11388	-58.06	-13	-45.06	-67.61	3.46	13.01	V
	15180	-57.73	-13	-44.73	-67.29	3.88	13.44	V

Remark: Spurious emissions within 30-1000MHz were found more than 20dB below limit line.



EN-DC_2A_n77A / LTE 10MHz + NR 100MHz / QPSK / ANT0(LTE) & ANT4(NR)								
Channel	Frequency (MHz)	ERP (dBm)	Limit (dBm)	Over Limit (dB)	S.G. Power (dBm)	TX Cable loss (dB)	TX Antenna Gain (dBi)	Polarization (H/V)
Middle	7584	-60.00	-13	-47.00	-70.48	2.76	13.24	H
	11388	-57.97	-13	-44.97	-67.56	3.42	13.01	H
	15180	-57.57	-13	-44.57	-67.18	3.83	13.44	H
	7584	-60.99	-13	-47.99	-71.43	2.80	13.24	V
	11388	-57.80	-13	-44.80	-67.35	3.46	13.01	V
	15180	-57.80	-13	-44.80	-67.36	3.88	13.44	V

Remark: Spurious emissions within 30-1000MHz were found more than 20dB below limit line.

EN-DC_13A_n77A / LTE 10MHz + NR 100MHz / QPSK / ANT0(LTE) & ANT4(NR)								
Channel	Frequency (MHz)	ERP (dBm)	Limit (dBm)	Over Limit (dB)	S.G. Power (dBm)	TX Cable loss (dB)	TX Antenna Gain (dBi)	Polarization (H/V)
Middle	7584	-60.44	-13	-47.44	-70.92	2.76	13.24	H
	11388	-57.72	-13	-44.72	-67.31	3.42	13.01	H
	15180	-57.54	-13	-44.54	-67.15	3.83	13.44	H
	7584	-58.25	-13	-45.25	-68.69	2.80	13.24	V
	11388	-57.89	-13	-44.89	-67.44	3.46	13.01	V
	15180	-57.41	-13	-44.41	-66.97	3.88	13.44	V

Remark: Spurious emissions within 30-1000MHz were found more than 20dB below limit line.

EN-DC_66A_n77A / LTE 10MHz + NR 100MHz / QPSK / ANT0(LTE) & ANT4(NR)								
Channel	Frequency (MHz)	ERP (dBm)	Limit (dBm)	Over Limit (dB)	S.G. Power (dBm)	TX Cable loss (dB)	TX Antenna Gain (dBi)	Polarization (H/V)
Middle	7584	-61.05	-13	-48.05	-71.53	2.76	13.24	H
	8718	-59.02	-13	-46.02	-68.61	3.42	13.01	H
	11388	-57.77	-13	-44.77	-67.38	3.83	13.44	H
	15180	-57.48	-13	-44.48	-66.50	4.41	13.43	H
	7584	-57.94	-13	-44.94	-68.42	2.76	13.24	V
	8718	-54.92	-13	-41.92	-64.51	3.42	13.01	V
	11388	-57.70	-13	-44.70	-67.31	3.83	13.44	V
	15180	-57.07	-13	-44.07	-66.09	4.41	13.43	V

Remark: Spurious emissions within 30-1000MHz were found more than 20dB below limit line.