



# FCC RF Test Report

**APPLICANT** : MeiG Smart Technology Co., Ltd  
**EQUIPMENT** : Smart Module  
**BRAND NAME** : MEIGLink  
**MODEL NAME** : SNM927  
**FCC ID** : 2APJ4-SNM927  
**STANDARD** : FCC Part 15 Subpart C §15.247  
**CLASSIFICATION** : (DTS) Digital Transmission System  
**TEST DATE(S)** : Jun. 24, 2024 ~ Jun. 28, 2024

We, Sporton International Inc. (Kunshan), would like to declare that the tested sample has been evaluated in accordance with the test procedures and has been in compliance with the applicable technical standards.

This report contains data that were produced under subcontract by Sporton International Inc. (Shenzhen).

The test results in this report apply exclusively to the tested model / sample. Without written approval of Sporton International Inc. (Kunshan), the test report shall not be reproduced except in full.

Jason Jia



Approved by: Jason Jia

**Sporton International Inc. (Kunshan)**

**No. 1098, Pengxi North Road, Kunshan Economic Development Zone Jiangsu Province 215300  
People's Republic of China**



# TABLE OF CONTENTS

**REVISION HISTORY..... 3**

**SUMMARY OF TEST RESULT ..... 4**

**1 GENERAL DESCRIPTION ..... 5**

    1.1 Applicant ..... 5

    1.2 Manufacturer ..... 5

    1.3 Product Feature of Equipment Under Test..... 5

    1.4 Product Specification of Equipment Under Test..... 5

    1.5 Modification of EUT ..... 5

    1.6 Testing Location ..... 6

    1.7 Test Software..... 7

    1.8 Applicable Standards..... 7

**2 TEST CONFIGURATION OF EQUIPMENT UNDER TEST ..... 8**

    2.1 Carrier Frequency and Channel ..... 8

    2.2 Test Mode..... 8

    2.3 Connection Diagram of Test System..... 9

    2.4 Support Unit used in test configuration and system ..... 10

    2.5 EUT Operation Test Setup ..... 10

    2.6 Measurement Results Explanation Example..... 10

**3 TEST RESULT ..... 11**

    3.1 6dB and 99% Bandwidth Measurement ..... 11

    3.2 Output Power Measurement..... 13

    3.3 Power Spectral Density Measurement ..... 14

    3.4 Conducted Band Edges and Spurious Emission Measurement ..... 16

    3.5 Radiated Band Edges and Spurious Emission Measurement ..... 29

    3.6 AC Conducted Emission Measurement..... 33

    3.7 Antenna Requirements ..... 35

**4 LIST OF MEASURING EQUIPMENT ..... 36**

**5 MEASUREMENT UNCERTAINTY ..... 37**

**APPENDIX A. CONDUCTED TEST RESULTS**

**APPENDIX B. AC CONDUCTED EMISSION TEST RESULT**

**APPENDIX C. RADIATED SPURIOUS EMISSION**

**APPENDIX D. DUTY CYCLE PLOTS**

**APPENDIX E. SETUP PHOTOGRAPHS**



### REVISION HISTORY

REPORT NO.	VERSION	DESCRIPTION	ISSUED DATE
FR462035C	Rev. 01	Initial issue of report	Jul. 05, 2024



### SUMMARY OF TEST RESULT

Report Section	FCC Rule	Description	Limit	Result	Remark
3.1	15.247(a)(2)	6dB Bandwidth	≥ 0.5MHz	Pass	-
3.1	-	99% Bandwidth	-	Report Only	-
3.2	15.247(b)	Power Output Measurement	≤ 30dBm	Pass	-
3.3	15.247(e)	Power Spectral Density	≤ 8dBm/3kHz	Pass	-
3.4	15.247(d)	Conducted Band Edges	≤ 30dBc	Pass	-
		Conducted Spurious Emission		Pass	-
3.5	15.247(d)	Radiated Band Edges and Radiated Spurious Emission	15.209(a) & 15.247(d)	Pass	Under limit 3.40 dB at 422.85 MHz
3.6	15.207	AC Conducted Emission	15.207(a)	Pass	Under limit 17.23 dB at 0.555 MHz
3.7	15.203 & 15.247(b)	Antenna Requirement	15.203 & 15.247(b)	Pass	-

**Conformity Assessment Condition:**

- The test results (PASS/FAIL) with all measurement uncertainty excluded are presented against the regulation limits or in accordance with the requirements stipulated by the applicant/manufacturer who shall bear all the risks of non-compliance that may potentially occur if measurement uncertainty is taken into account.
- The measurement uncertainty please refer to each test result in the section "Measurement Uncertainty"

**Disclaimer:**

The product specifications of the EUT presented in the test report that may affect the test assessments are declared by the manufacturer who shall take full responsibility for the authenticity.



# 1 General Description

## 1.1 Applicant

MeiG Smart Technology Co., Ltd

2nd Floor,Office Building,No.5 Lingxia Road,Fenghuang,Fuyong Street,Bao'an District,Shenzhen City.

## 1.2 Manufacturer

MeiG Smart Technology Co., Ltd

2nd Floor,Office Building,No.5 Lingxia Road,Fenghuang,Fuyong Street,Bao'an District,Shenzhen City.

## 1.3 Product Feature of Equipment Under Test

Product Feature	
Equipment	Smart Module
Brand Name	MEIGLink
Model Name	SNM927
FCC ID	2APJ4-SNM927
SN	Conducted: NM92764BYE051700018 Conduction: NM92764BYE051700091 Radiation: NM92764BYE051700094
HW Version	V1.00
SW Version	T02
EUT Stage	Identical Prototype

**Remark:** The above EUT's information was declared by manufacturer. Please refer to the specifications or user's manual for more detailed description.

## 1.4 Product Specification of Equipment Under Test

Standards-related Product Specification	
Tx/Rx Channel Frequency Range	2412 MHz ~ 2462 MHz
Maximum (Average) Output Power to antenna	802.11b : 19.40 dBm (0.0871 W) 802.11g : 15.80 dBm (0.0380 W) 802.11n HT20 : 14.90 dBm (0.0309 W) 802.11n HT40 : 14.80 dBm (0.0302 W)
99% Occupied Bandwidth	802.11b : 13.94MHz 802.11g : 16.78MHz 802.11n HT20 : 17.93MHz 802.11n HT40 : 36.66MHz
Antenna Type / Gain	Glue Stick Antenna with gain 0.95 dBi
Type of Modulation	802.11b : DSSS (DBPSK / DQPSK / CCK) 802.11g/n: OFDM (BPSK / QPSK / 16QAM / 64QAM)

## 1.5 Modification of EUT

No modifications are made to the EUT during all test items.



### 1.6 Testing Location

Sporton International Inc. (Kunshan) is accredited to ISO/IEC 17025:2017 by American Association for Laboratory Accreditation with Certificate Number 5145.02.

<b>Test Firm</b>	Sporton International Inc. (Kunshan)		
<b>Test Site Location</b>	No. 1098, Pengxi North Road, Kunshan Economic Development Zone Jiangsu Province 215300 People's Republic of China TEL : +86-512-57900158		
<b>Test Site No.</b>	<b>Sporton Site No.</b>	<b>FCC Designation No.</b>	<b>FCC Test Firm Registration No.</b>
	CO01-KS	CN1257	314309

Sporton International Inc. (ShenZhen) is accredited to ISO/IEC 17025:2017 by American Association for Laboratory Accreditation with Certificate Number 5145.01.

<b>Test Firm</b>	Sporton International Inc. (ShenZhen)		
<b>Test Site Location</b>	1/F, 2/F, Bldg 5, Shiling Industrial Zone, Xinwei Village, Xili, Nanshan, Shenzhen, 518055 People's Republic of China TEL: +86-755-86379589 FAX: +86-755-86379595		
<b>Test Site No.</b>	<b>Sporton Site No.</b>	<b>FCC Designation No.</b>	<b>FCC Test Firm Registration No.</b>
	TH01-SZ	CN1256	421272

<b>Test Firm</b>	Sporton International Inc. (ShenZhen)		
<b>Test Site Location</b>	101, 1st Floor, Block B, Building 1, No. 2, Tengfeng 4th Road, Fenghuang Community, Fuyong Street, Baoan District, Shenzhen City, Guangdong Province 518103 People's Republic of China TEL: +86-755-86066985		
<b>Test Site No.</b>	<b>Sporton Site No.</b>	<b>FCC Designation No.</b>	<b>FCC Test Firm Registration No.</b>
	03CH03-SZ	CN1256	421272

Test data subcontracted: Conducted/RSE test cases in section 3.1~3.5 of this report.



### 1.7 Test Software

Item	Site	Manufacturer	Name	Version
1.	CO01-KS	AUDIX	E3	6.2009-8-24
2.	03CH03-SZ	AUDIX	E3	6.2009-8-24

### 1.8 Applicable Standards

According to the specifications of the manufacturer, the EUT must comply with the requirements of the following standards:

- ♦ 47 CFR Part 15 Subpart C §15.247
- ♦ FCC KDB 558074 D01 15.247 Meas Guidance v05r02
- ♦ ANSI C63.10-2013

**Remark:**

1. All test items were verified and recorded according to the standards and without any deviation during the test.
2. This EUT has also been tested and complied with the requirements of FCC Part 15, Subpart B, recorded in a separate test report.

## 2 Test Configuration of Equipment Under Test

- a. The EUT has been associated with peripherals and configuration operated in a manner tended to maximize its emission characteristics in a typical application. Frequency range investigated: conduction emission (150 kHz to 30 MHz), radiation emission (9 kHz to the 10th harmonic of the highest fundamental frequency or to 40 GHz, whichever is lower). For radiated measurement, pre-scanned in three orthogonal panels, X, Y, Z. The worst cases (X plane) were recorded in this report.
- b. AC power line Conducted Emission was tested under maximum output power.

### 2.1 Carrier Frequency and Channel

Frequency Band	Channel	Freq. (MHz)	Channel	Freq. (MHz)
2400-2483.5 MHz	1	2412	7	2442
	2	2417	8	2447
	3	2422	9	2452
	4	2427	10	2457
	5	2432	11	2462
	6	2437	-	-

### 2.2 Test Mode

Final test modes are considering the modulation and worse data rates as below table.

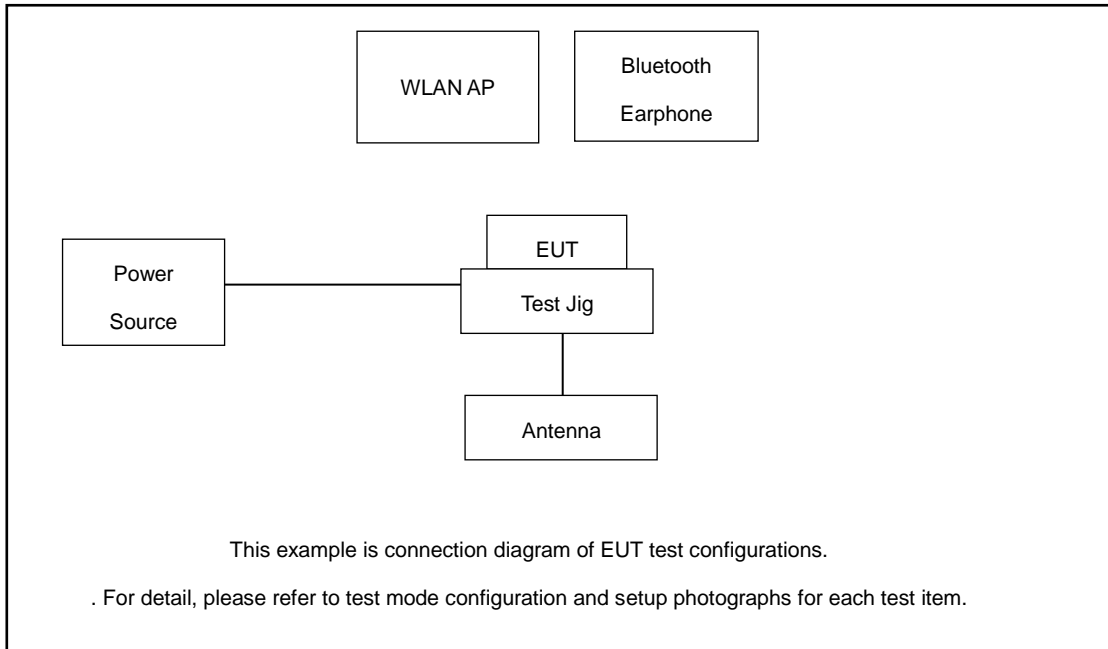
Modulation	Data Rate
802.11b	1 Mbps
802.11g	6 Mbps
802.11n HT20	MCS0
802.11n HT40	MCS0

Test Cases	
<b>AC Conducted Emission</b>	Mode 1 :Bluetooth Link + WLAN Link (2.4G) + Powered from Test Jig
<b>Remark:</b> For Radiated Test Cases, The tests were performed with Test jig and Adapter.	

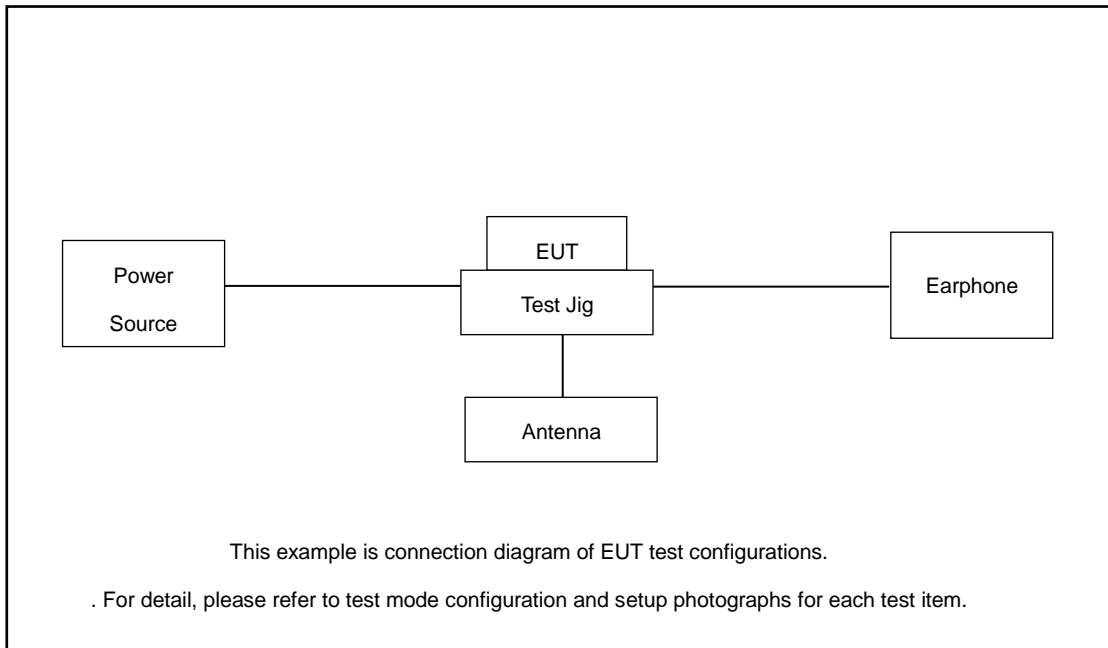


## 2.3 Connection Diagram of Test System

AC Conducted Emission:



Radiated Emission:



## 2.4 Support Unit used in test configuration and system

Item	Equipment	Trade Name	Model Name	FCC ID	Data Cable	Power Cord
1.	Bluetooth Earphone	Lenovo	thinkplus-BH3	N/A	N/A	N/A
2.	Notebook	Lenovo	G480	QDS-BRCM1050I	N/A	Shielded cable DC O/P 1.8m, Unshielded AC I/P cable 1.8m
3.	WLAN AP	D-link	DIR-655	KA21R655B1	N/A	Unshielded, 1.8m
4.	Test Jig	N/A	N/A	N/A	N/A	N/A
5.	Antenna	N/A	N/A	N/A	N/A	N/A
6.	Adapter	N/A	N/A	N/A	N/A	N/A
7.	Earphone	N/A	N/A	N/A	N/A	N/A

## 2.5 EUT Operation Test Setup

For WLAN RF test items, an engineering test program was provided and enabled to make EUT continuous transmit.

For AC power line conducted emissions, the EUT was set to connect with the WLAN AP under large package sizes transmission.

## 2.6 Measurement Results Explanation Example

### For all conducted test items:

The offset level is set in the spectrum analyzer to compensate the RF cable loss and attenuator factor between EUT conducted output port and spectrum analyzer. With the offset compensation, the spectrum analyzer reading level is exactly the EUT RF output level.

Example:

The spectrum analyzer offset is derived from RF cable loss and attenuator factor.

*Offset = RF cable loss + attenuator factor.*

Following shows an offset computation example with cable loss 2.0 dB and 10dB attenuator.

*Offset(dB) = RF cable loss(dB) + attenuator factor(dB).*

*= 2.0 + 10 = 12.0 (dB)*

### 3 Test Result

#### 3.1 6dB and 99% Bandwidth Measurement

##### 3.1.1 Limit of 6dB and 99% Bandwidth

The minimum 6 dB bandwidth shall be at least 500 kHz.

##### 3.1.2 Measuring Instruments

The measuring equipment is listed in the section 4 of this test report.

##### 3.1.3 Test Procedures

1. The testing follows ANSI C63.10-2013 clause 11.8
2. The RF output of EUT was connected to the spectrum analyzer by RF cable and attenuator. The path loss was compensated to the results for each measurement.
3. Set to the maximum power setting and enable the EUT transmit continuously.
4. Make the measurement with the spectrum analyzer's resolution bandwidth (RBW) = 100 kHz. Set the Video bandwidth (VBW) = 300 kHz. In order to make an accurate measurement. The 6 dB bandwidth must be greater than 500 kHz.
5. For 99% Bandwidth Measurement, the spectrum analyzer's resolution bandwidth (RBW) = 1%~5% of OBW and set the Video bandwidth (VBW) = 3MHz.
6. Measure and record the results in the test report.

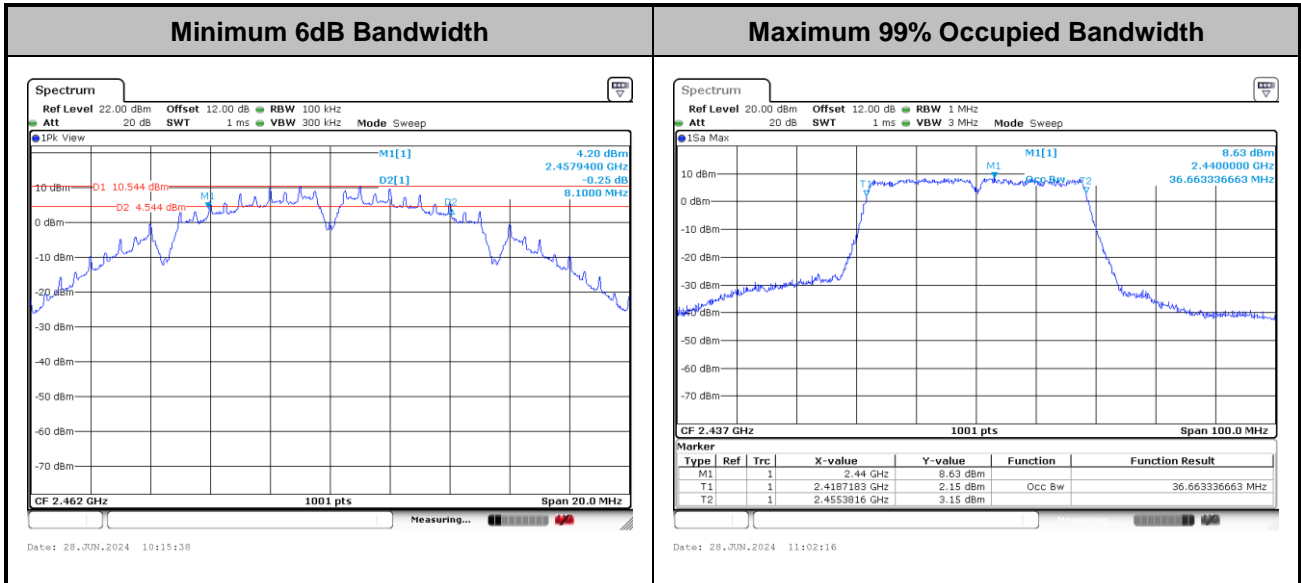
##### 3.1.4 Test Setup





### 3.1.5 Test Result of 6dB and 99% Occupied Bandwidth

Please refer to Appendix A.



Note : The occupied channel bandwidth is maintained within the band of operation for all of the modulations.

## 3.2 Output Power Measurement

### 3.2.1 Limit of Output Power

For systems using digital modulation in the 2400-2483.5MHz, the limit for output power is 30dBm. If transmitting antenna with directional gain greater than 6dBi is used, the output power from the intentional radiator shall be reduced below the above stated value by the amount in dB that the directional gain of the antenna exceeds 6 dBi. In case of point-to-point operation, the limit has to be reduced by 1dB for every 3dB that the directional gain of the antenna exceeds 6dBi.

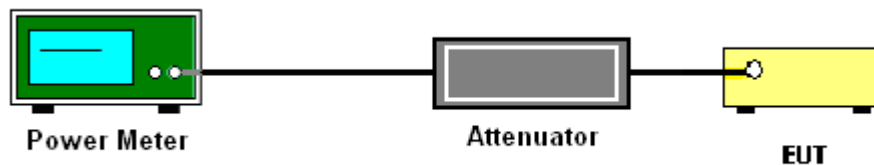
### 3.2.2 Measuring Instruments

The measuring equipment is listed in the section 4 of this test report.

### 3.2.3 Test Procedures

1. The testing follows the Measurement Procedure of ANSI C63.10-2013 clause 11.9.1.3 PKPM1 Peak power meter or ANSI C63.10-2013 clause 11.9.2.3.1 Method AVGPM method.
2. The RF output of EUT was connected to the power meter by RF cable and attenuator. The path loss was compensated to the results for each measurement.
3. Set to the maximum power setting and enable the EUT transmit continuously.
4. Measure the conducted output power and record the results in the test report.

### 3.2.4 Test Setup



### 3.2.5 Test Result of Average Output Power

Please refer to Appendix A.

### 3.3 Power Spectral Density Measurement

#### 3.3.1 Limit of Power Spectral Density

The peak power spectral density shall not be greater than 8dBm in any 3kHz band at any time interval of continuous transmission.

#### 3.3.2 Measuring Instruments

The measuring equipment is listed in the section 4 of this test report.

#### 3.3.3 Test Procedures

1. The testing follows Measurement Procedure of ANSI C63.10-2013 clause 11.10.2 Method PKPSD.
2. The RF output of EUT was connected to the spectrum analyzer by RF cable and attenuator. The path loss was compensated to the results for each measurement.
3. Set to the maximum power setting and enable the EUT transmit continuously.
4. Make the measurement with the spectrum analyzer's resolution bandwidth (RBW) = 3 kHz. Video bandwidth VBW = 10 kHz In order to make an accurate measurement, set the span to 1.5 times DTS Channel Bandwidth. (6dB BW)
5. Detector = peak, Sweep time = auto couple, Trace mode = max hold, Allow trace to fully stabilize. Use the peak marker function to determine the maximum power level.
6. Measure and record the results in the test report.

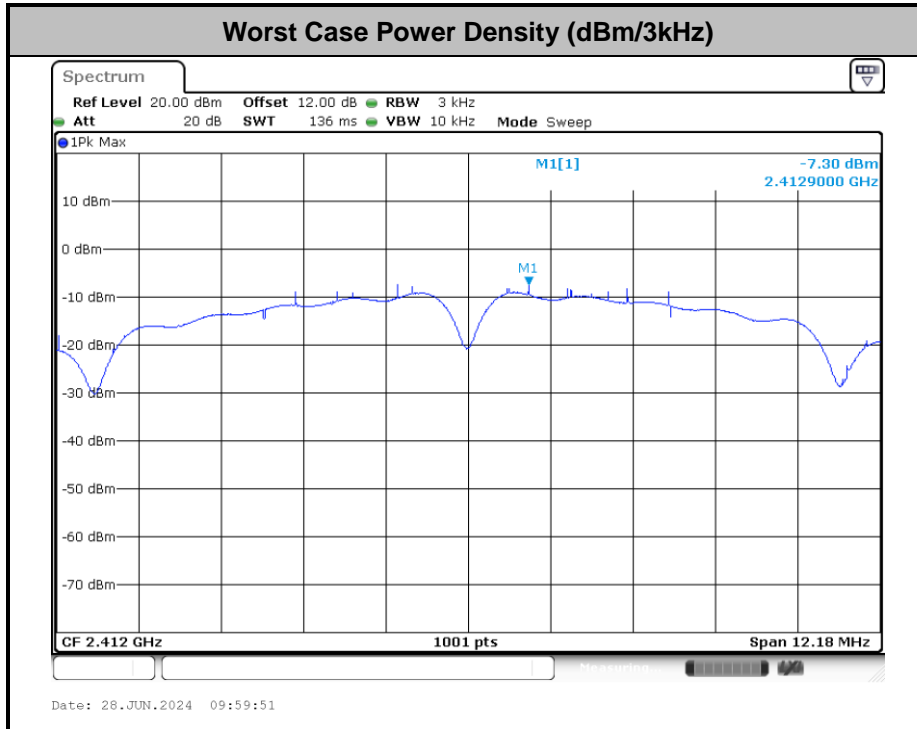
#### 3.3.4 Test Setup





### 3.3.5 Test Result of Power Spectral Density

Please refer to Appendix A.



## 3.4 Conducted Band Edges and Spurious Emission Measurement

### 3.4.1 Limit of Conducted Band Edges and Spurious Emission Measurement

In any 100 kHz bandwidth outside of the authorized frequency band, the emissions which fall in the non-restricted bands shall be attenuated at least 30dB relative to the maximum PSD level in 100 kHz by RF conducted measurement.

### 3.4.2 Measuring Instruments

The measuring equipment is listed in the section 4 of this test report.

### 3.4.3 Test Procedures

1. The testing follows ANSI C63.10-2013 clause 11.11
2. The RF output of EUT was connected to the spectrum analyzer by RF cable and attenuator. The path loss was compensated to the results for each measurement.
3. Set to the maximum power setting and enable the EUT transmit continuously.
4. Set RBW = 100 kHz, VBW=300 kHz, Peak Detector. Unwanted Emissions measured in any 100 kHz bandwidth outside of the authorized frequency band shall be attenuated by at least 20 dB relative to the maximum in-band peak PSD level in 100 kHz when maximum peak conducted output power procedure is used. If the transmitter complies with the conducted power limits based on the use of RMS averaging over a time interval, the attenuation required under this paragraph shall be 30 dB instead of 20 dB per 15.247(d).
5. Measure and record the results in the test report.
6. The RF fundamental frequency should be excluded against the limit line in the operating frequency band.

### 3.4.4 Test Setup



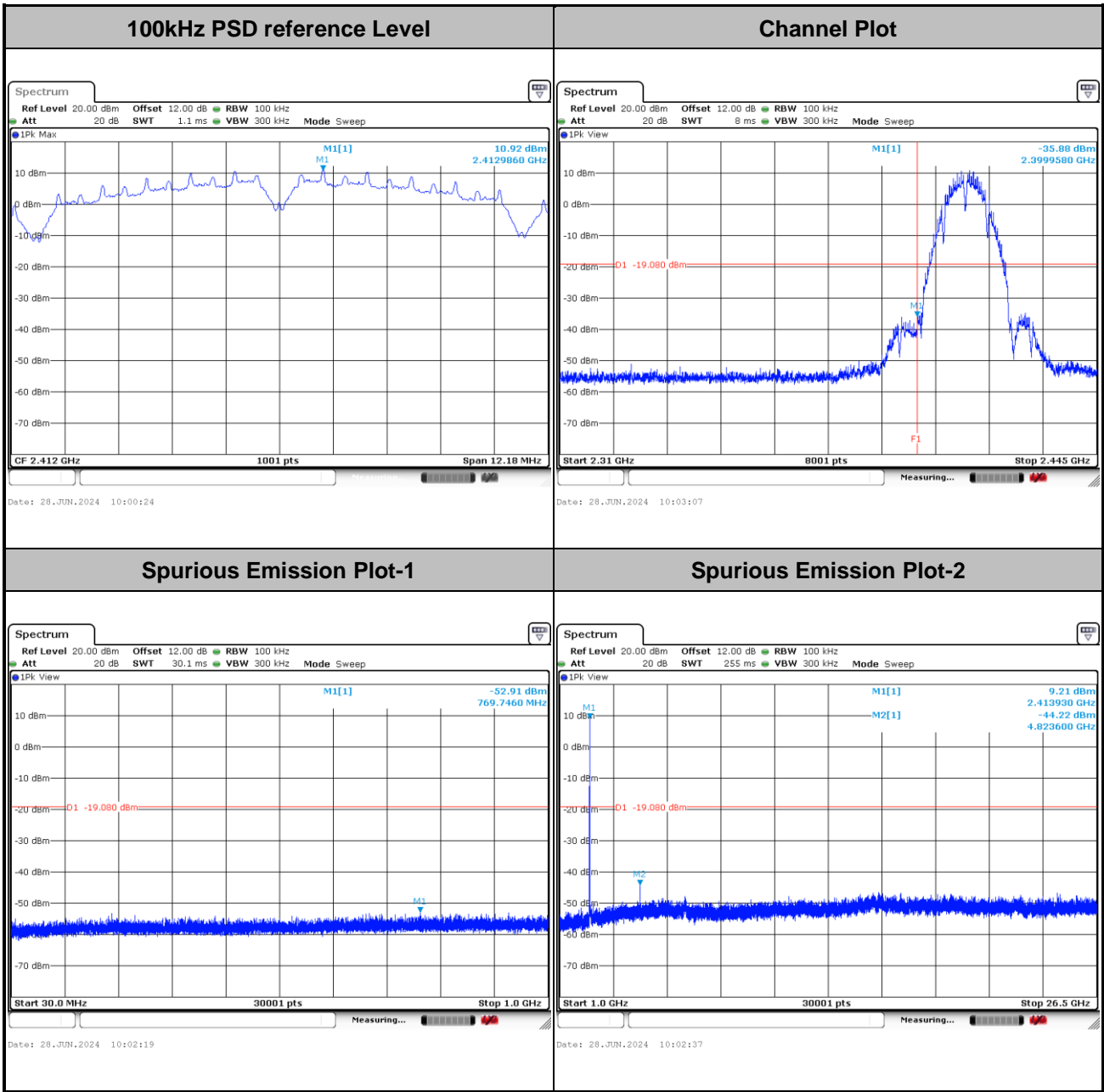




### 3.4.5 Test Result of Conducted Band Edges and Spurious Emission

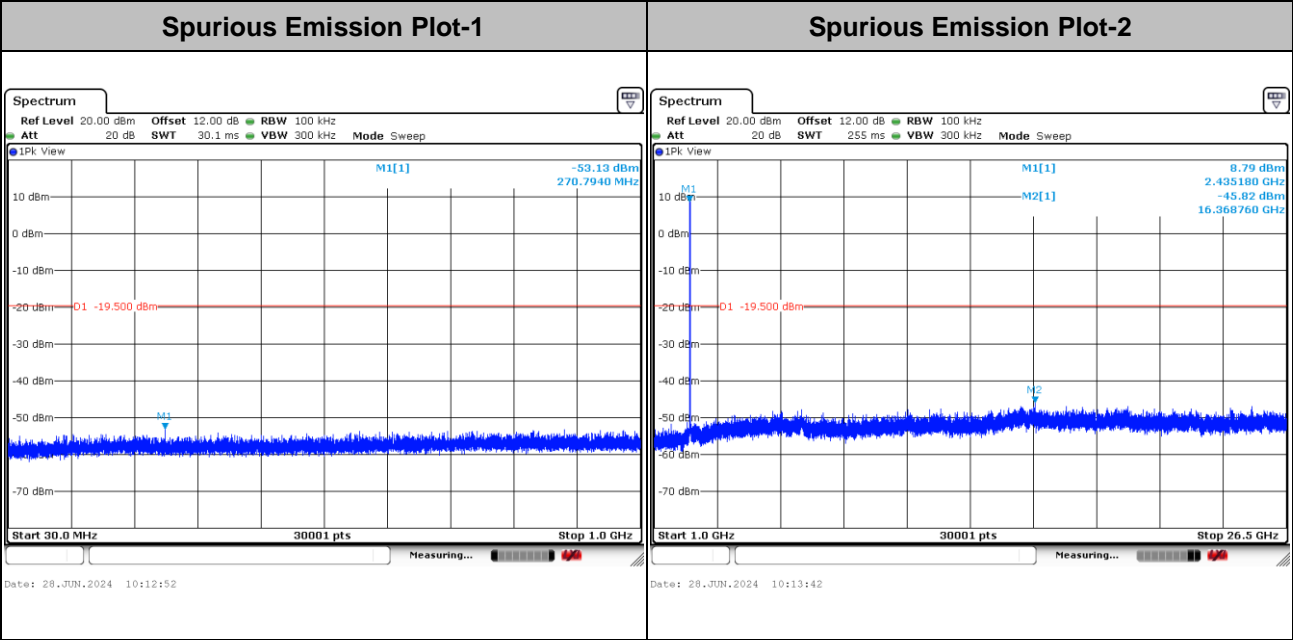
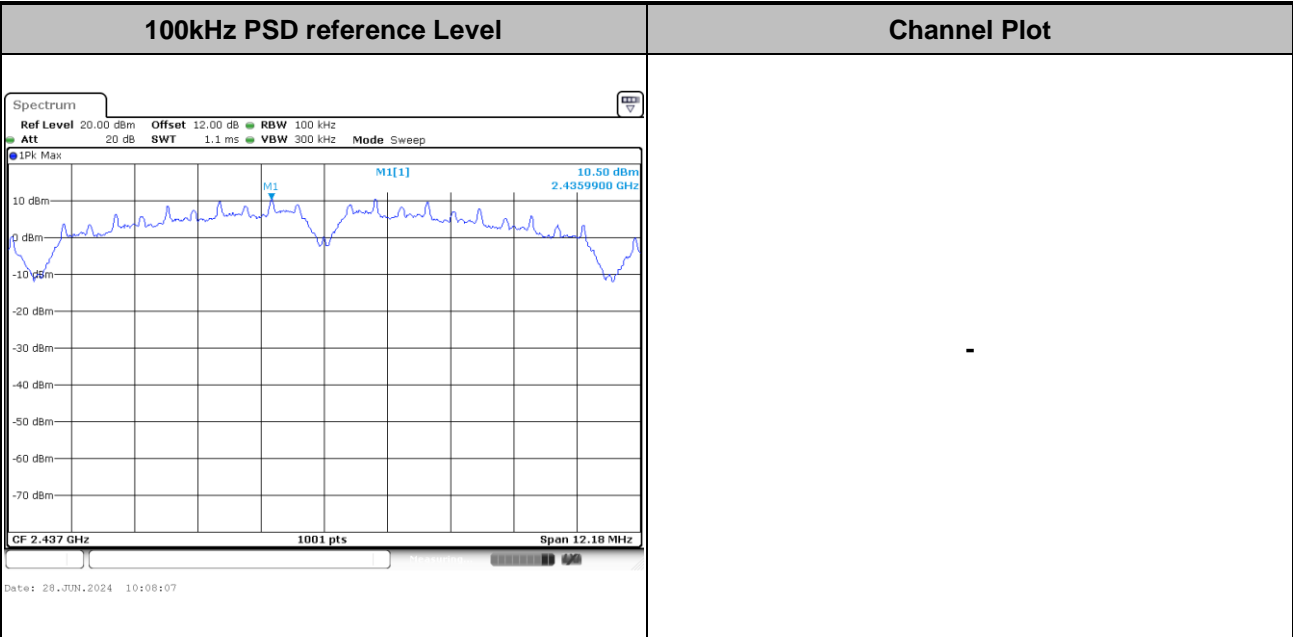
Test Engineer : Wen Shiwei	Temperature :	24~26°C
	Relative Humidity :	50~53%

Test Mode :	802.11b	Test Channel :	01
-------------	---------	----------------	----



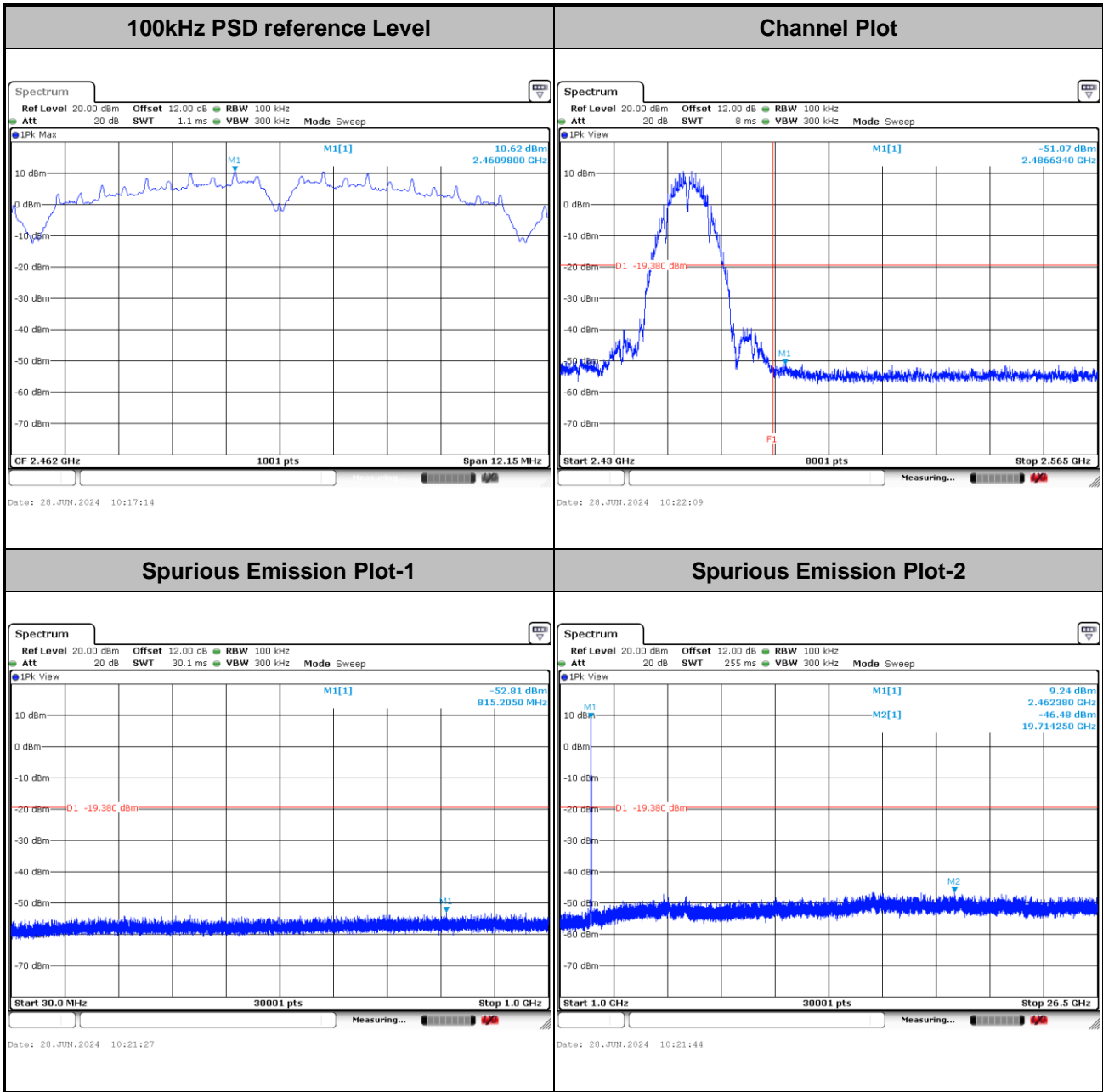


Test Mode :	802.11b	Test Channel :	06
-------------	---------	----------------	----



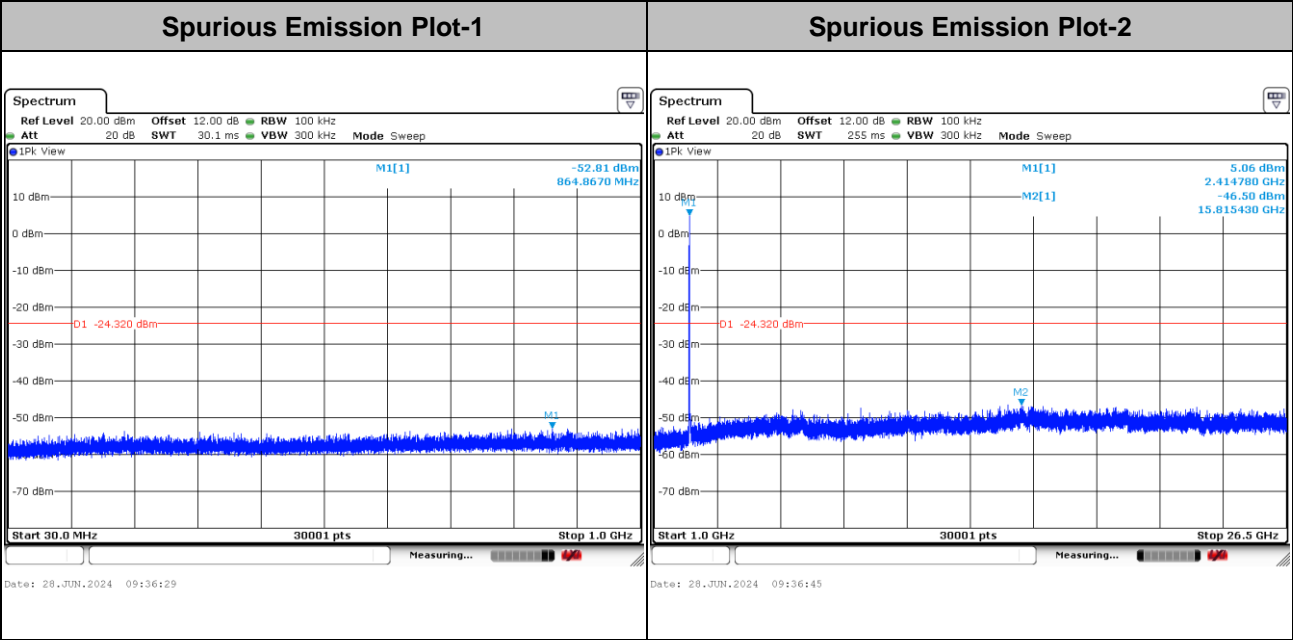
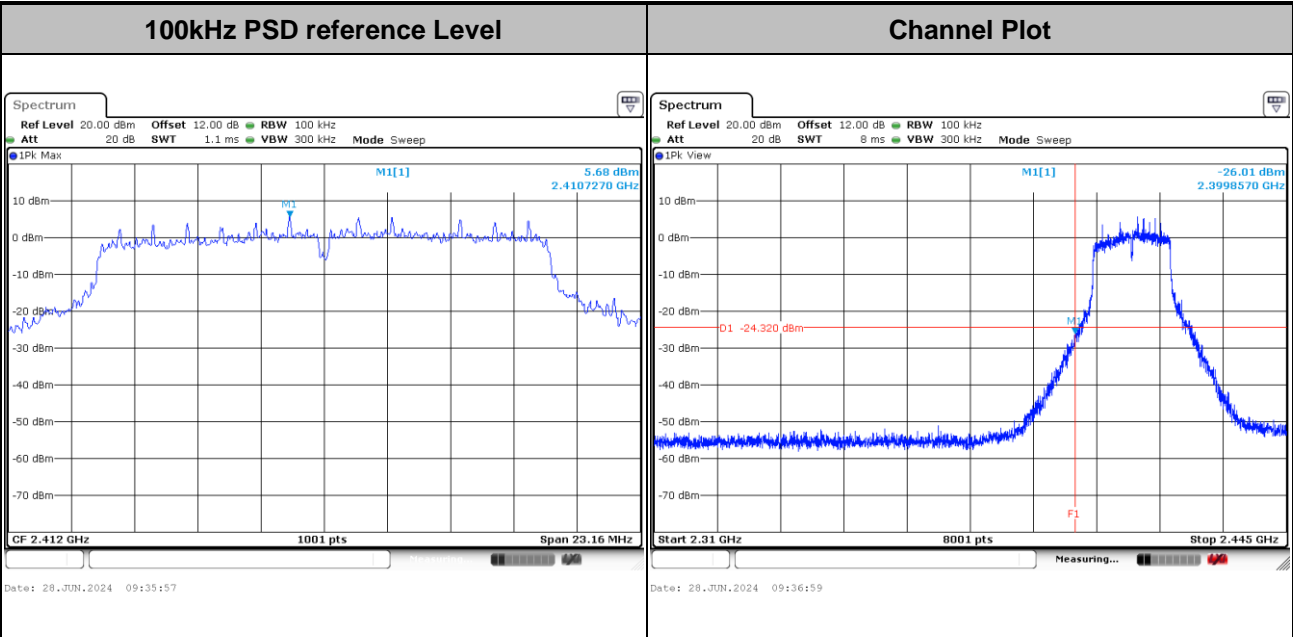


Test Mode :	802.11b	Test Channel :	11
-------------	---------	----------------	----



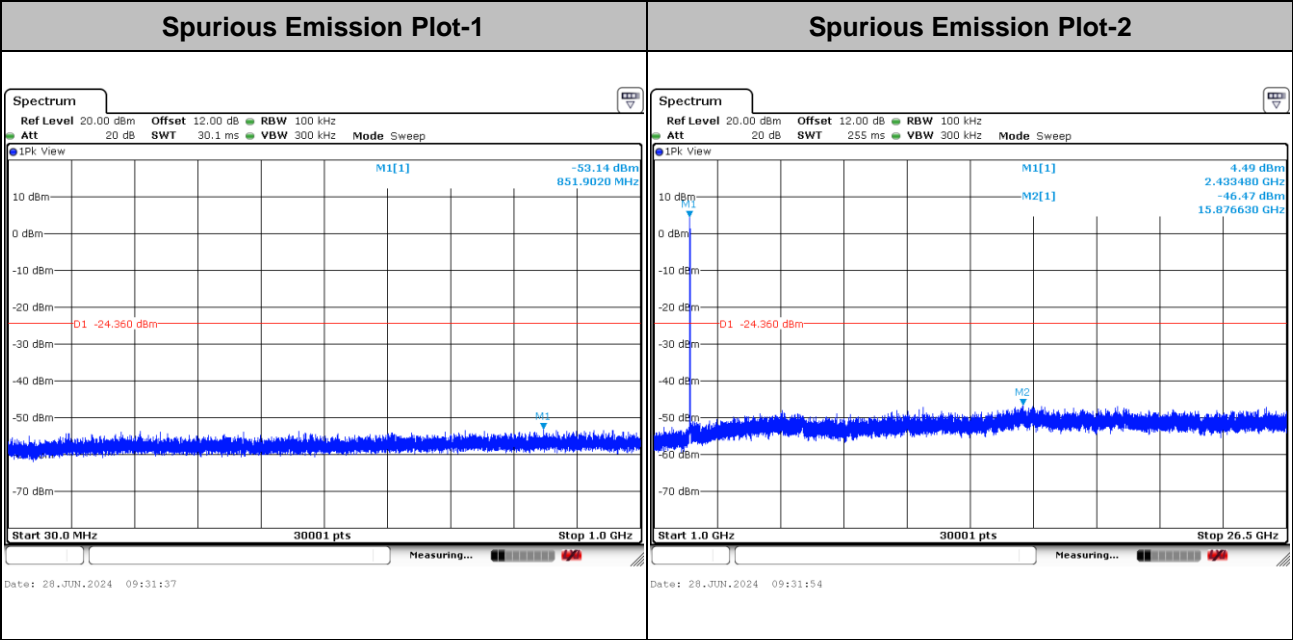
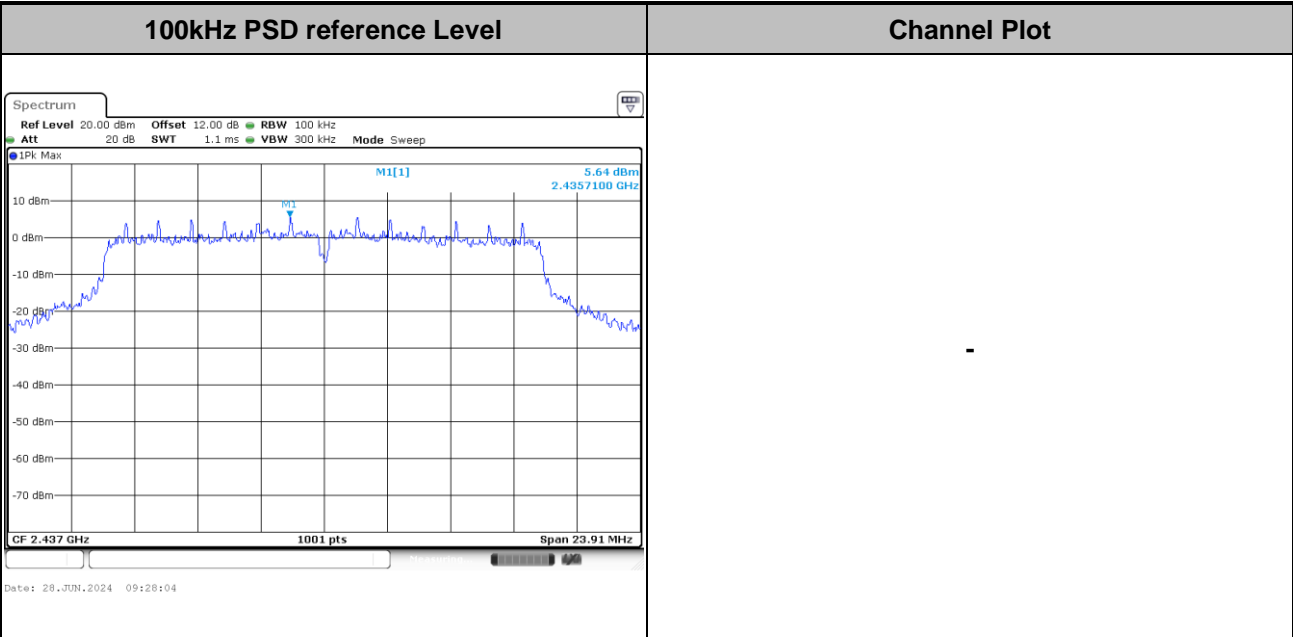


Test Mode : 802.11g Test Channel : 01



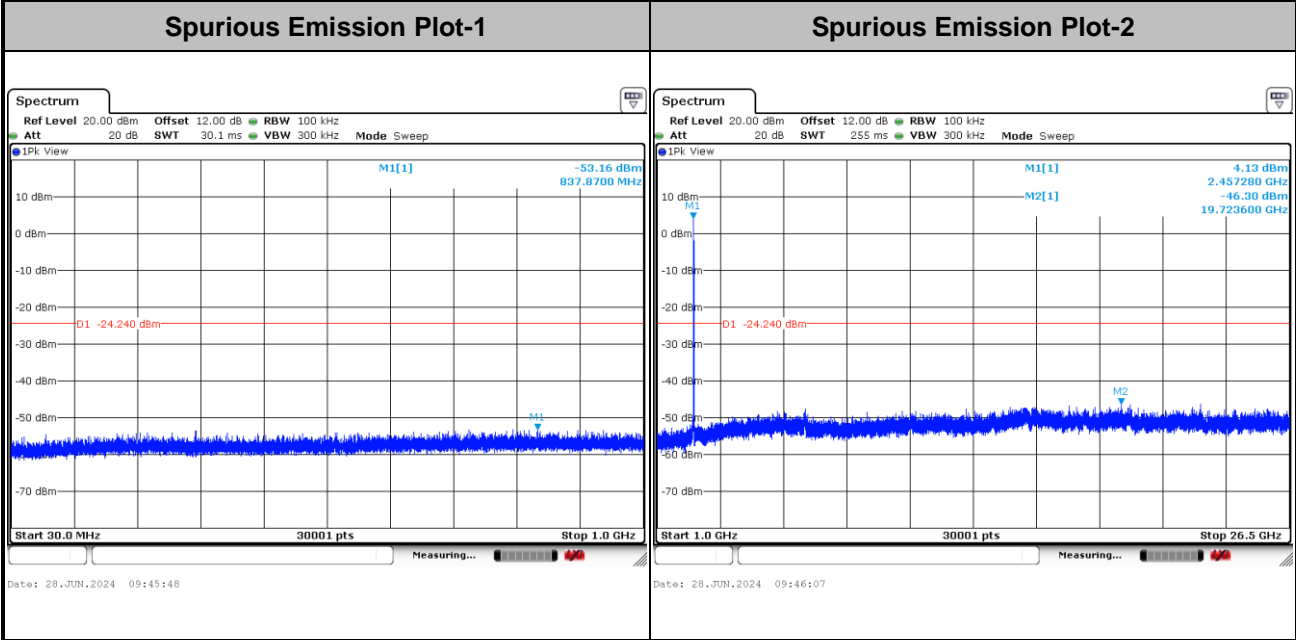
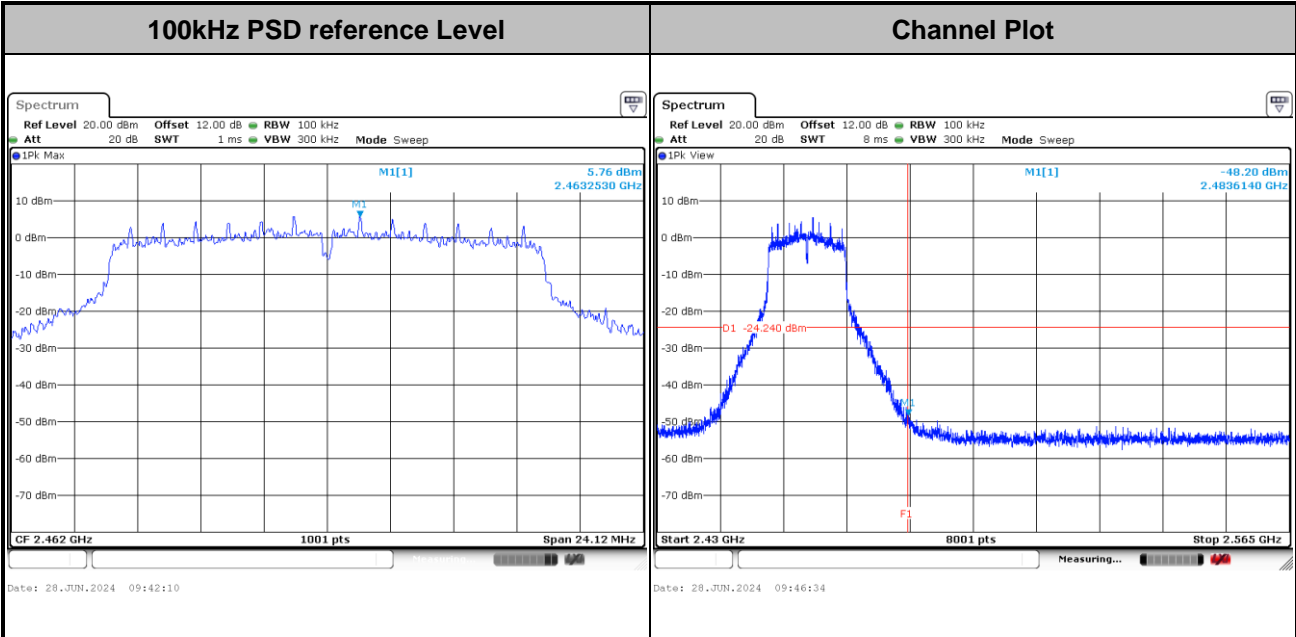


Test Mode :	802.11g	Test Channel :	06
-------------	---------	----------------	----



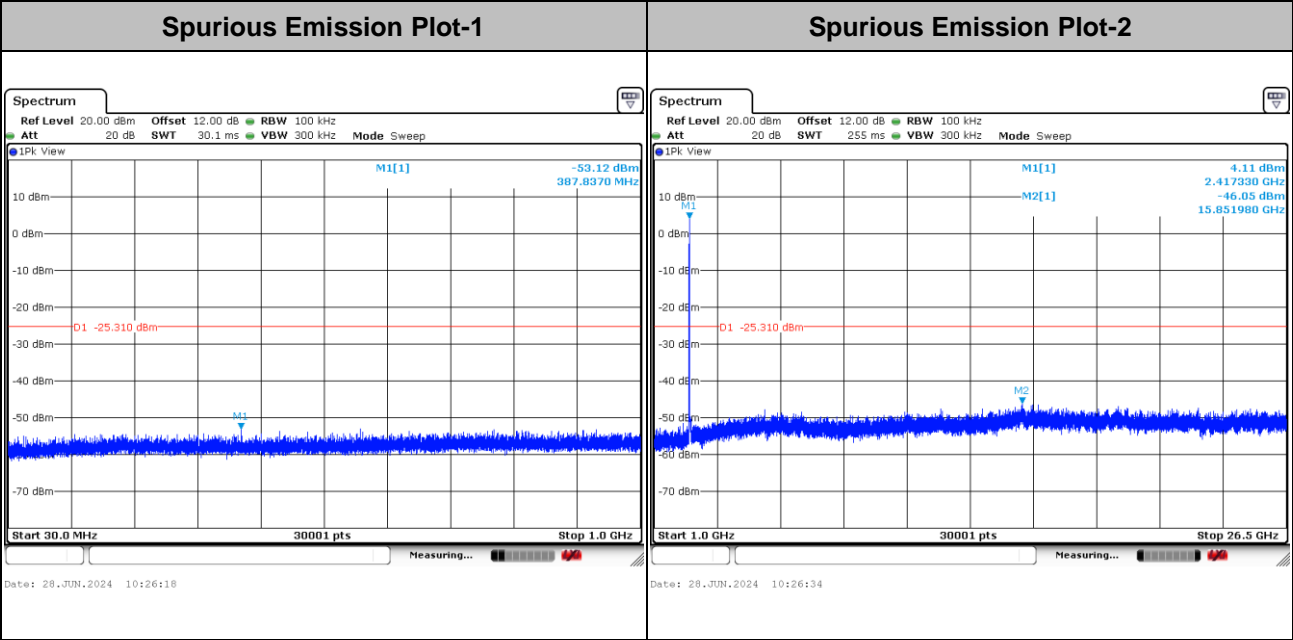
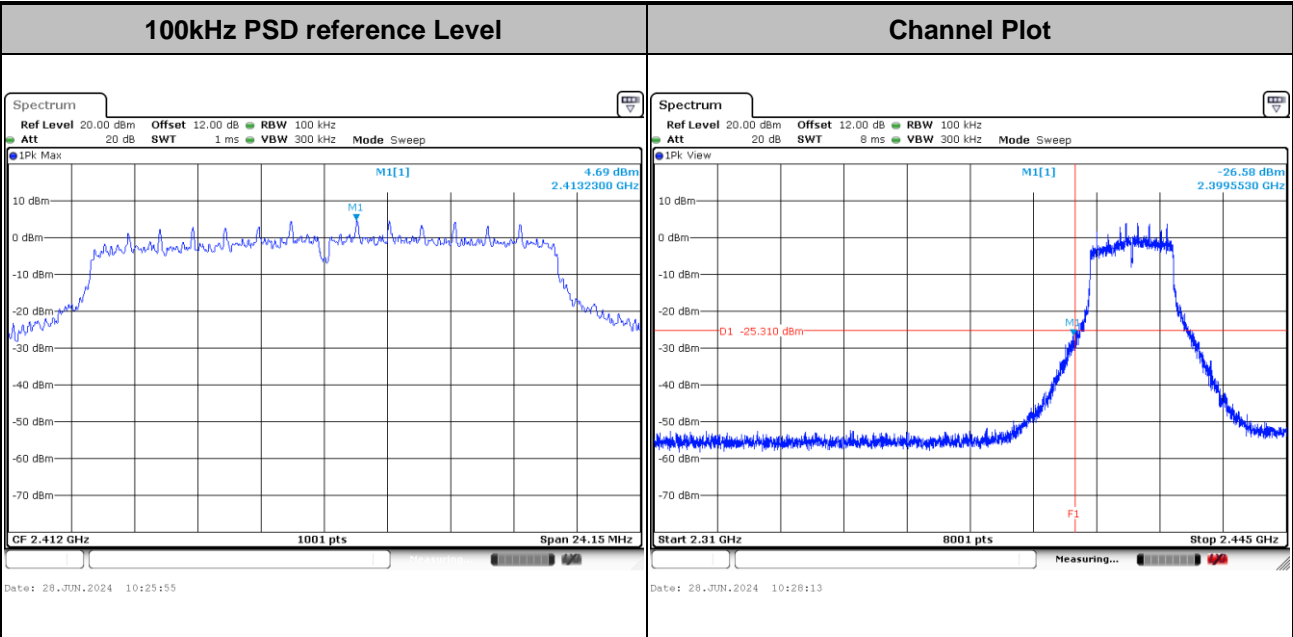


Test Mode : 802.11g      Test Channel : 11



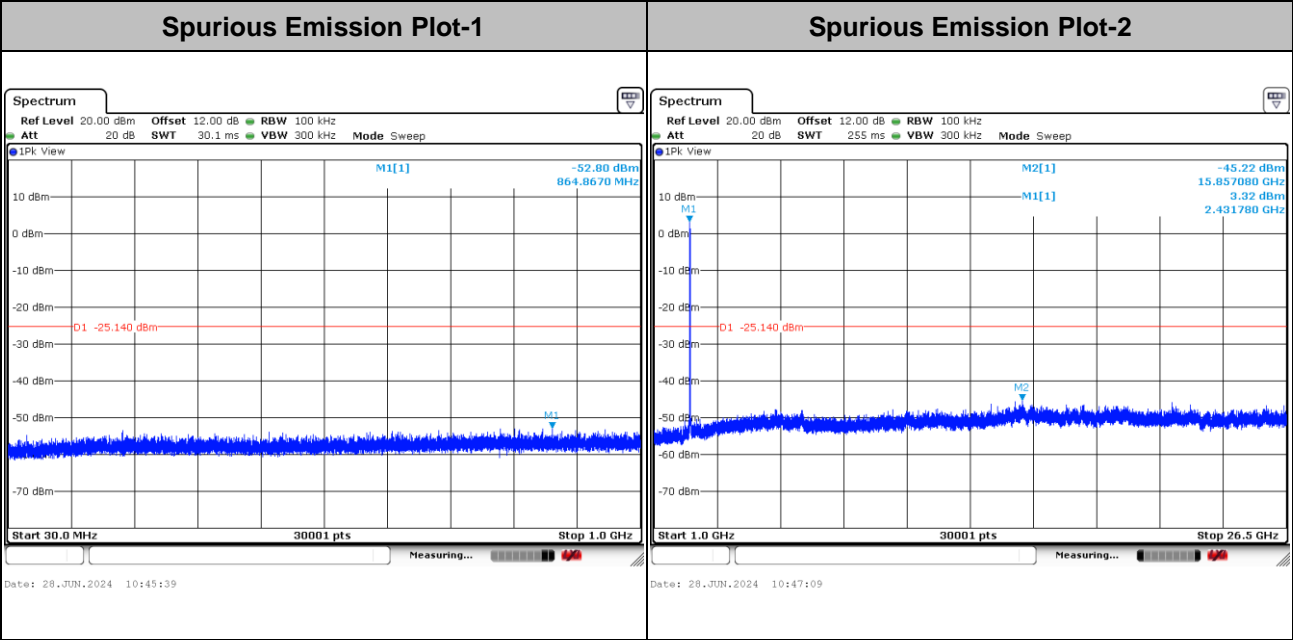
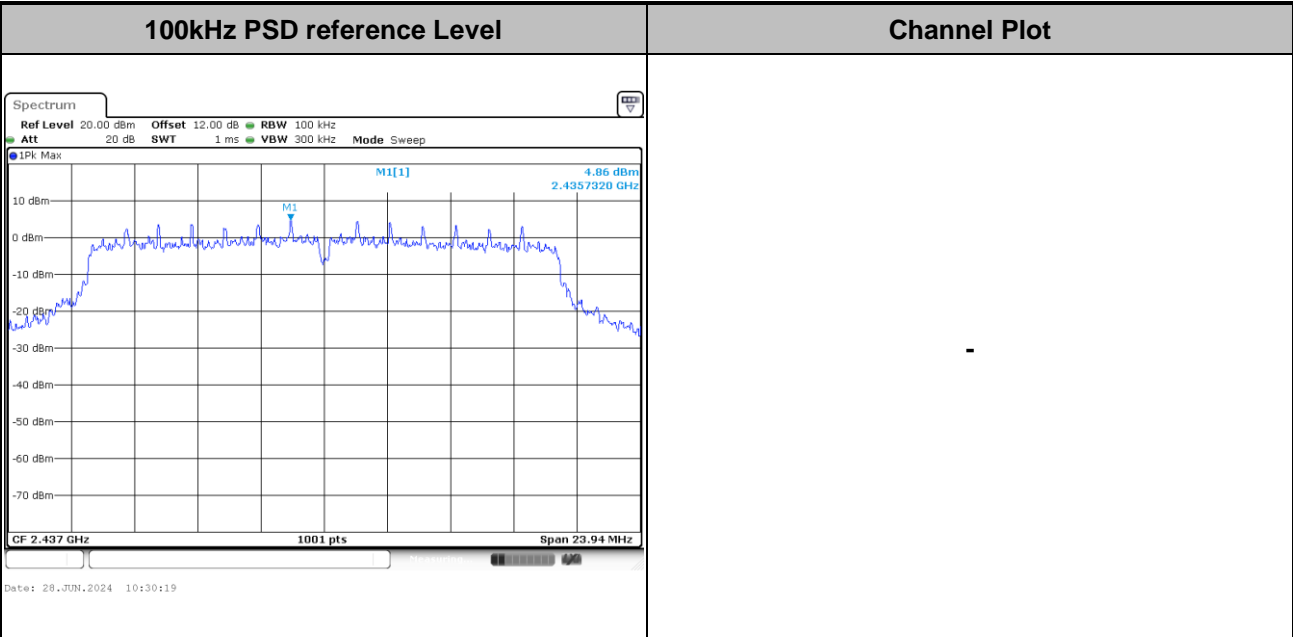


Test Mode : 802.11n HT20 Test Channel : 01





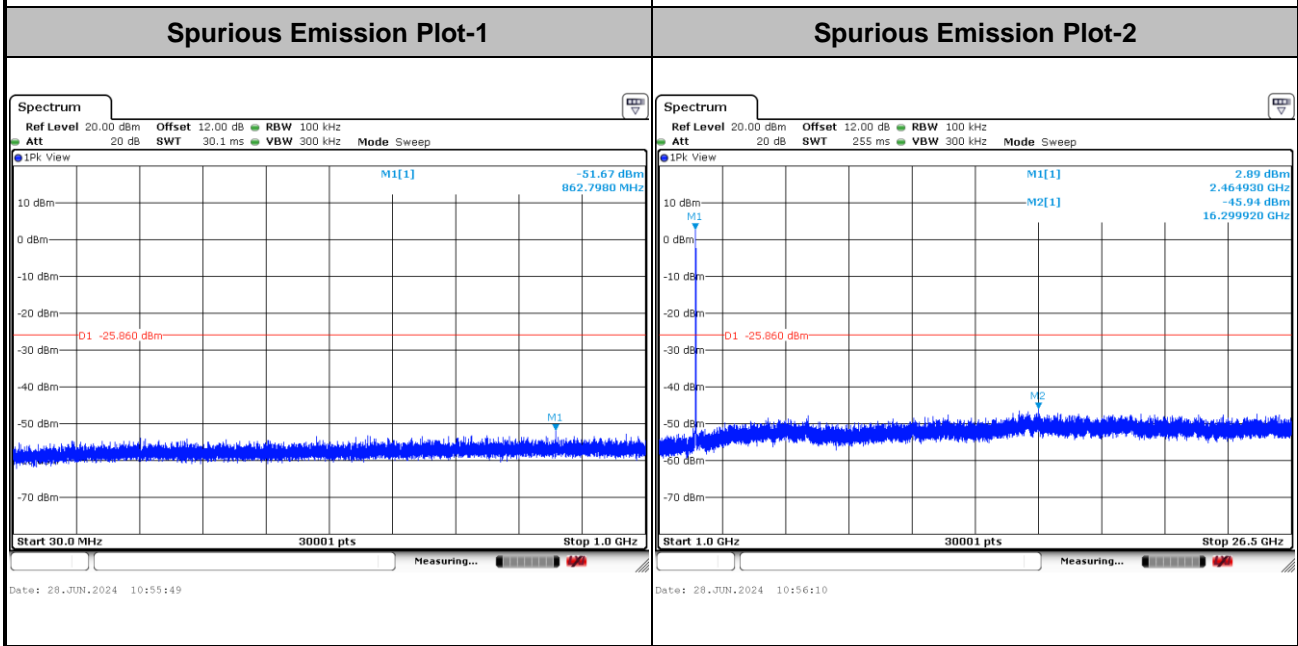
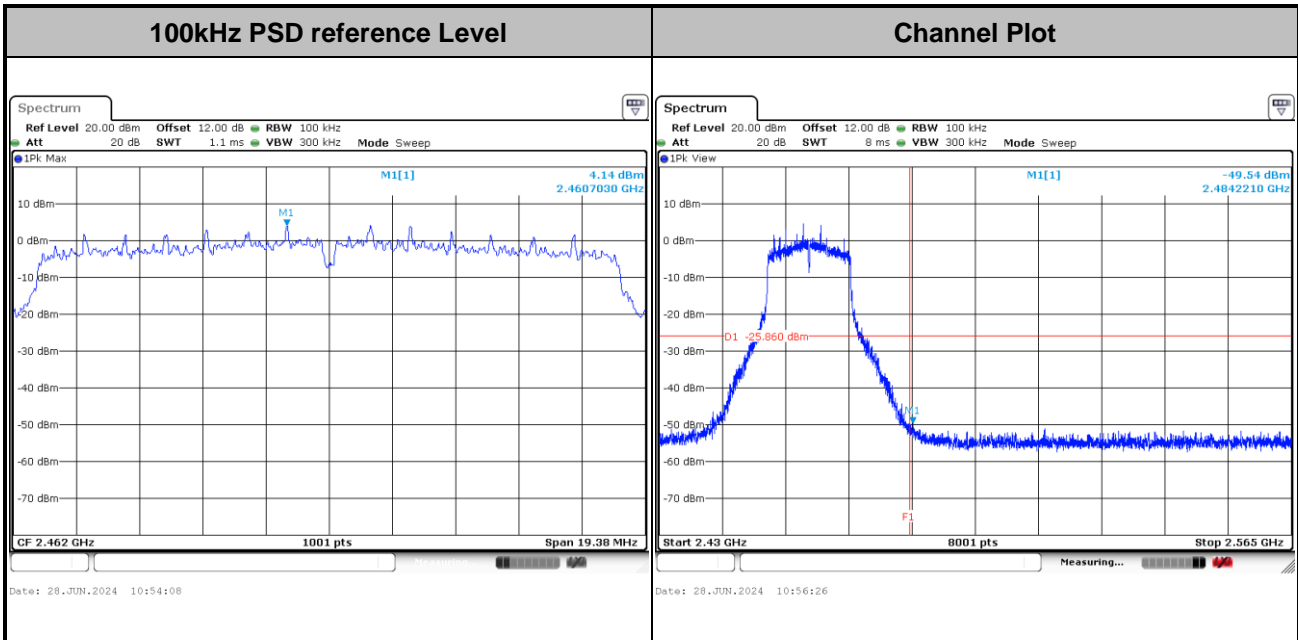
Test Mode :	802.11n HT20	Test Channel :	06
-------------	--------------	----------------	----





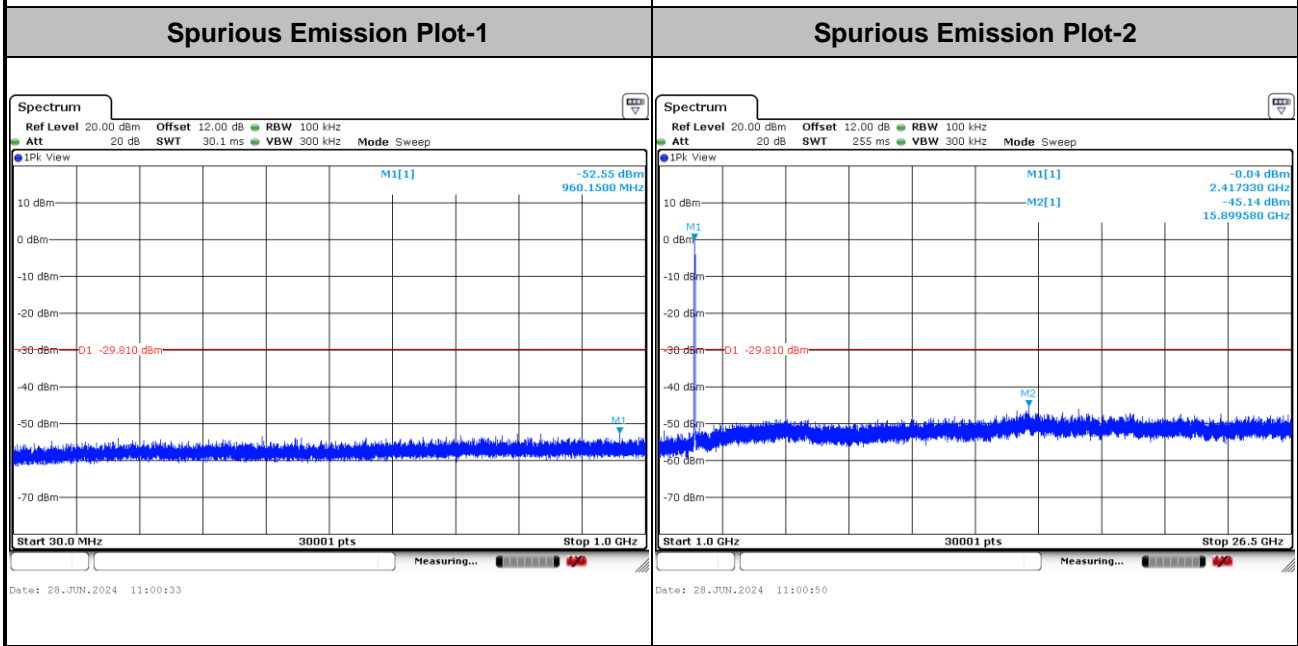
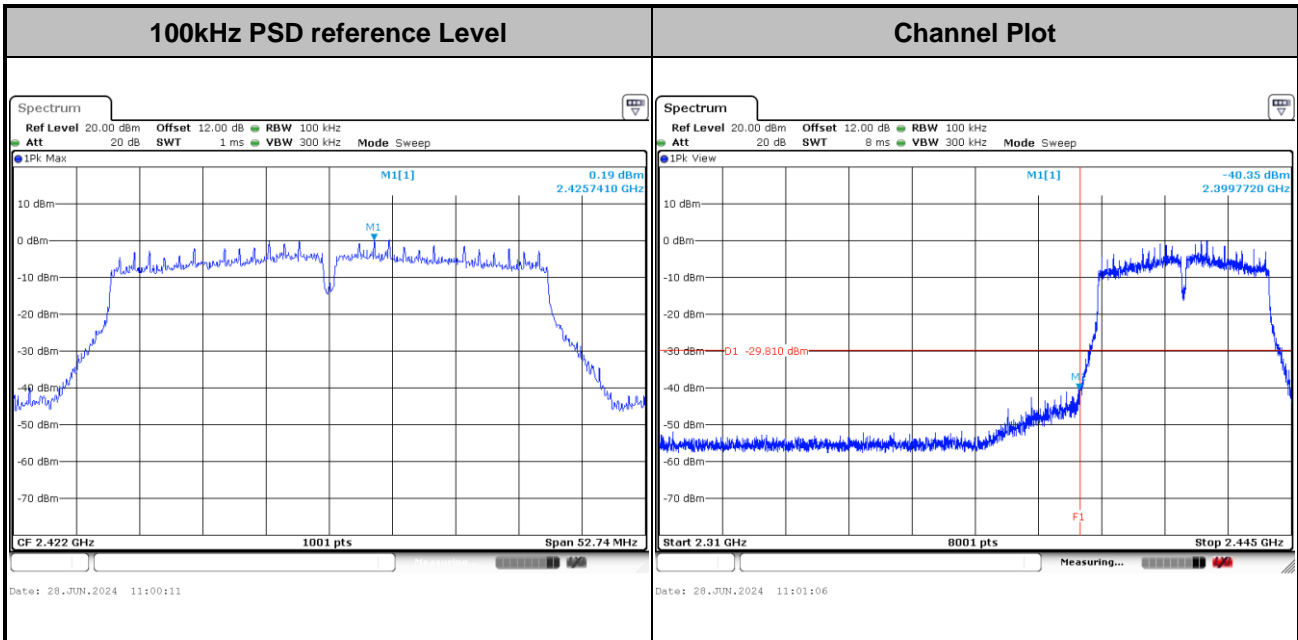


Test Mode :	802.11n HT20	Test Channel :	11
-------------	--------------	----------------	----



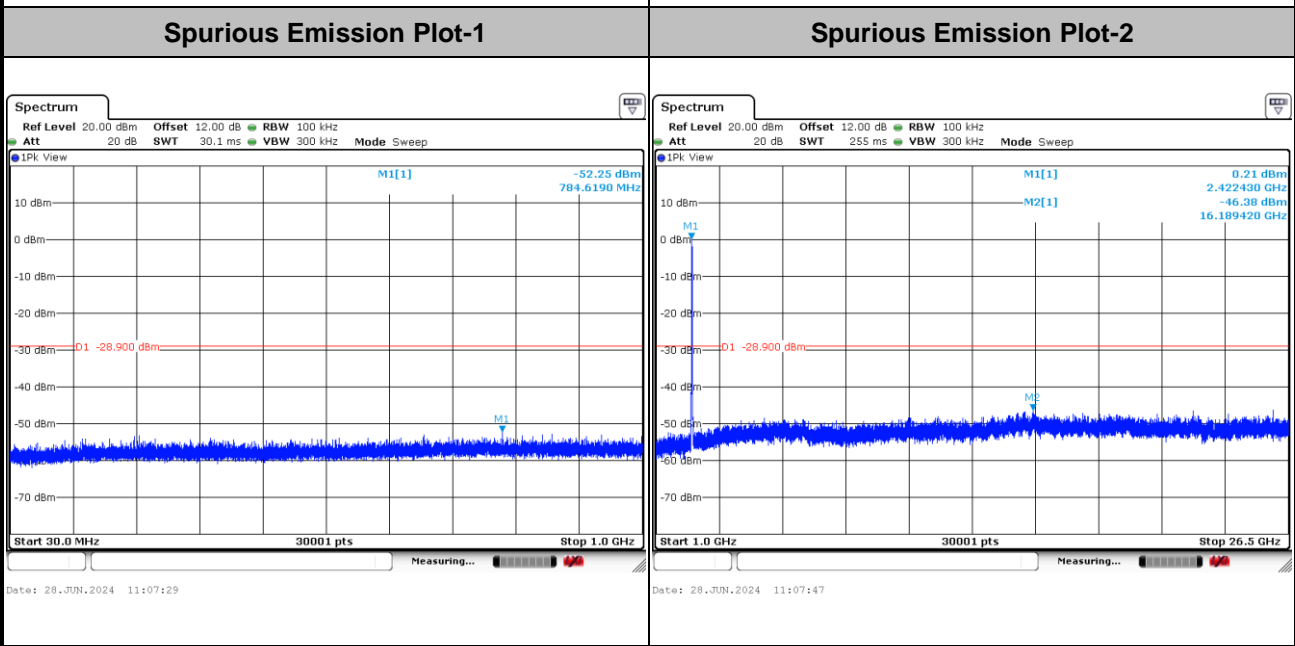
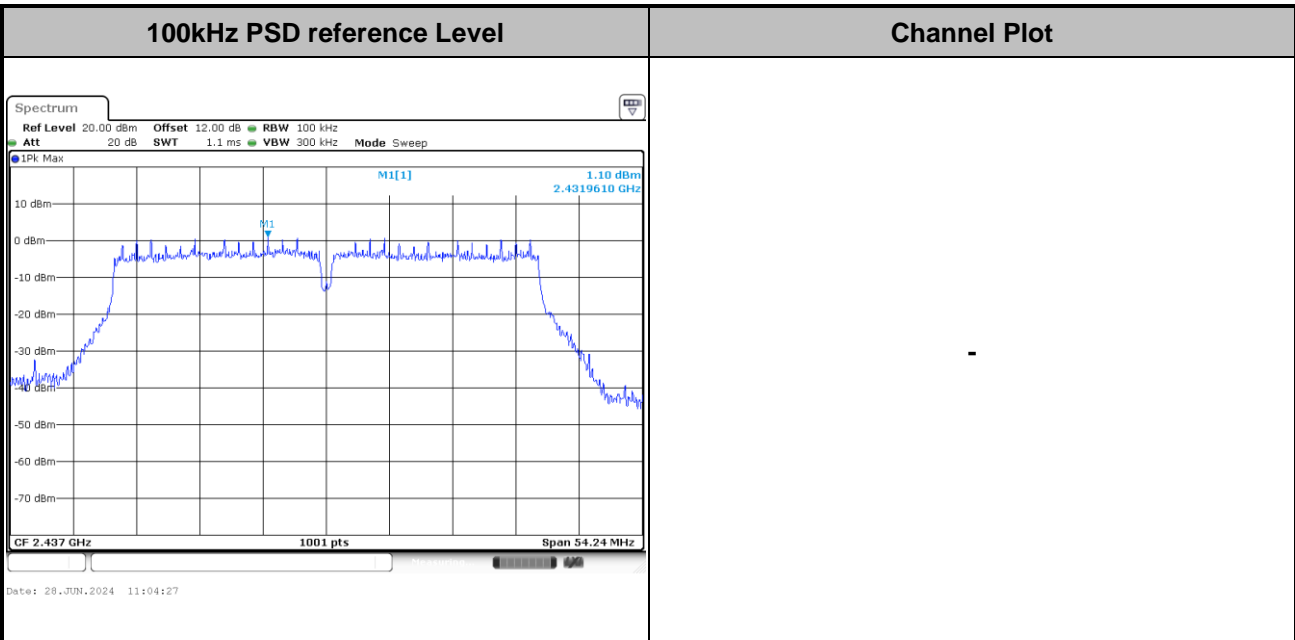


Test Mode :	802.11n HT40	Test Channel :	03
-------------	--------------	----------------	----



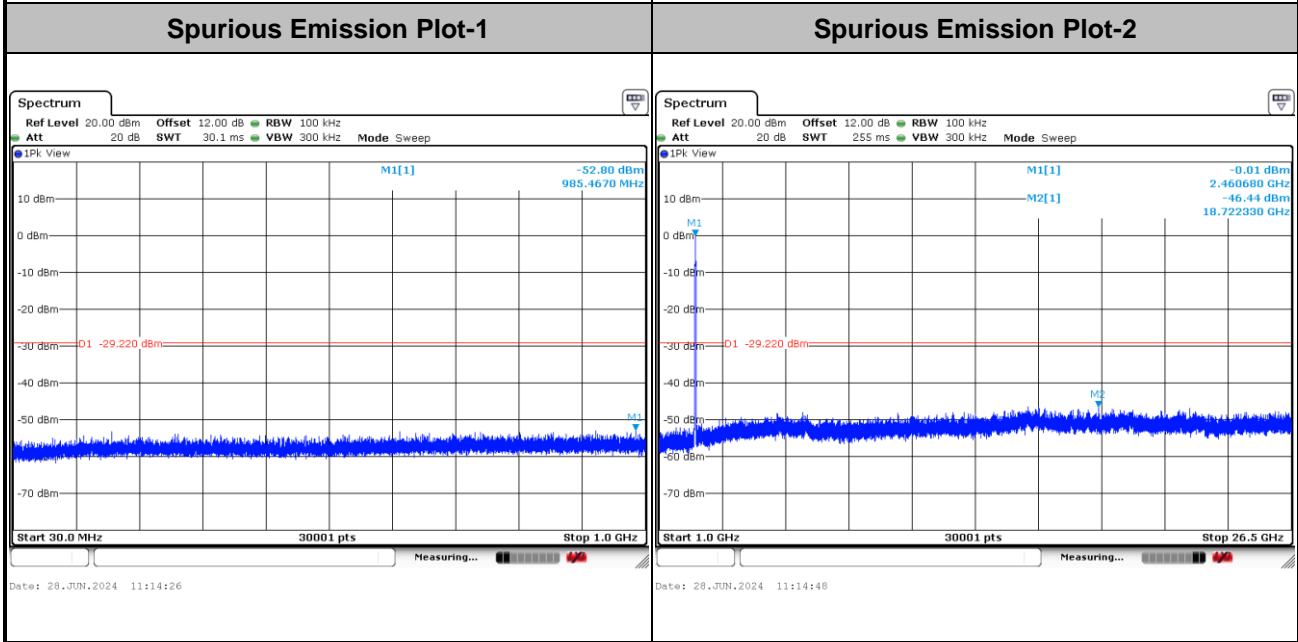
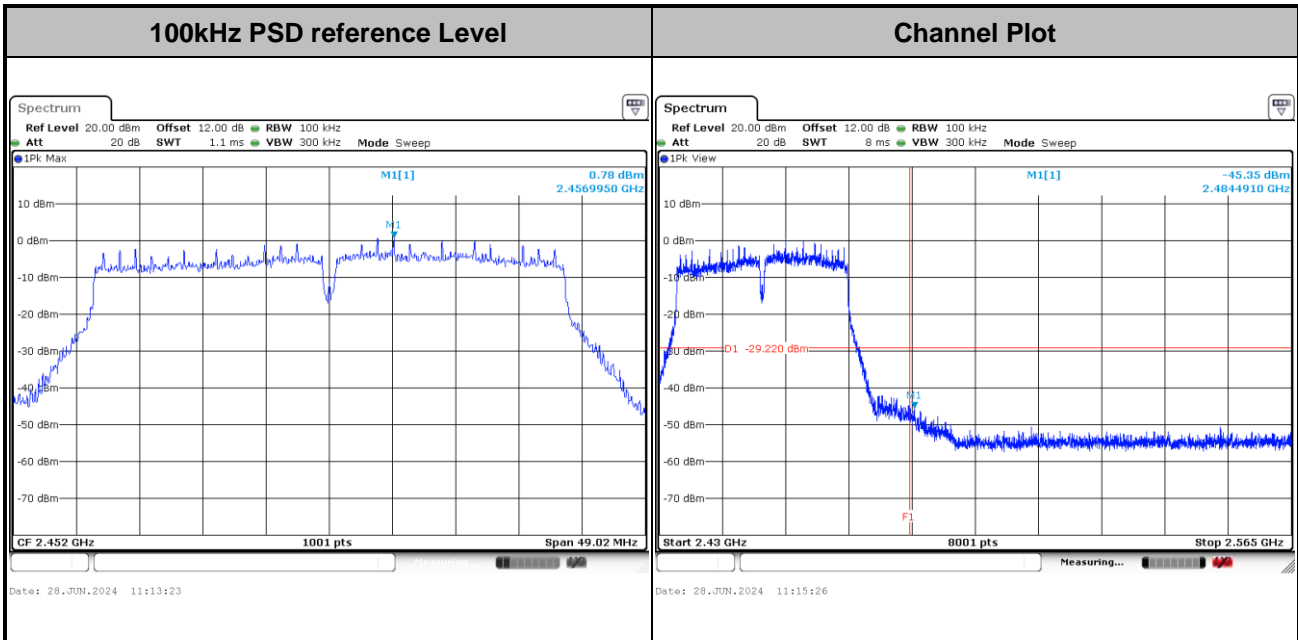


Test Mode :	802.11n HT40	Test Channel :	06
-------------	--------------	----------------	----





Test Mode : 802.11n HT40      Test Channel : 09





### 3.5 Radiated Band Edges and Spurious Emission Measurement

#### 3.5.1 Limit of Radiated band edge and Spurious Emission Measurement

In any 100 kHz bandwidth outside the intentional radiator frequency band, all harmonics/spurious must be at least 20 dB below the highest emission level within the authorized band. If the output power of this device was measured by spectrum analyzer, the attenuation under this paragraph shall be 30 dB instead of 20 dB. In addition, radiated emissions which fall in the restricted bands must also comply with the limits as below.

Frequency (MHz)	Field Strength (microvolts/meter)	Measurement Distance (meters)
0.009 – 0.490	2400/F(kHz)	300
0.490 – 1.705	24000/F(kHz)	30
1.705 – 30.0	30	30
30 – 88	100	3
88 – 216	150	3
216 - 960	200	3
Above 960	500	3

#### 3.5.2 Measuring Instruments

The measuring equipment is listed in the section 4 of this test report.

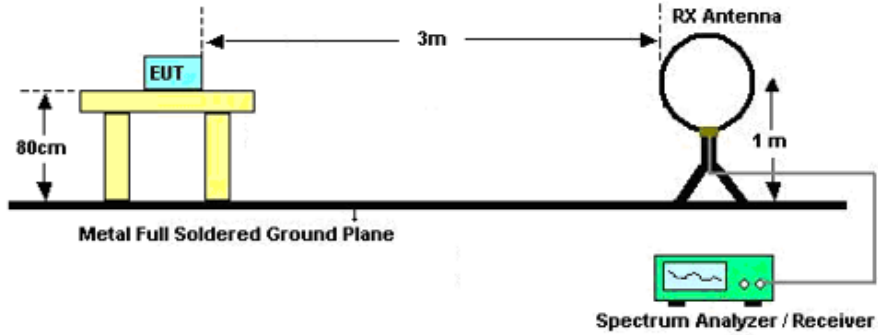


### 3.5.3 Test Procedures

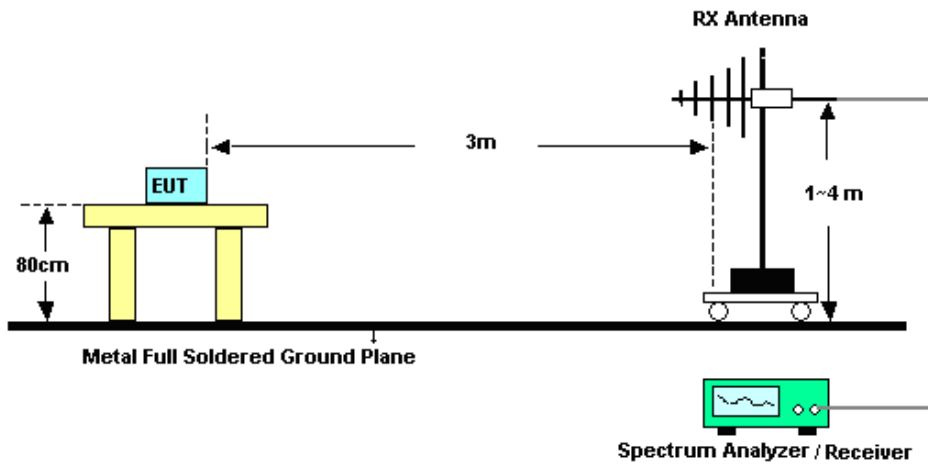
1. The testing follows ANSI C63.10-2013 clause 11.11 & 11.12
2. The EUT was arranged to its worst case and then tune the antenna tower (from 1 m to 4 m) and turntable (from 0 degree to 360 degrees) to find the maximum reading. A pre-amp and a high pass filter are used for the test in order to get better signal level.
3. The EUT was placed on a turntable with 0.8 meter for frequency below 1GHz and 1.5 meter for frequency above 1GHz respectively above ground.
4. The EUT was set 3 meters from the interference receiving antenna, which was mounted on the top of a variable height antenna tower.
5. Corrected Reading: Antenna Factor + Cable Loss + Read Level - Preamp Factor = Level
6. For testing below 1GHz, if the emission level of the EUT in peak mode was 3 dB lower than the limit specified, then peak values of EUT will be reported, otherwise, the emissions will be repeated one by one using the CISPR quasi-peak method and reported.
7. For testing above 1GHz, the emission level of the EUT in peak mode was 20dB lower than peak limit (that means the emission level in average mode also complies with the limit in average mode), then peak values of EUT will be reported, otherwise, the emissions will be measured in average mode again and reported.
8. Use the following spectrum analyzer settings:
  - (1) Span shall wide enough to fully capture the emission being measured;
  - (2) Set RBW=100 kHz for  $f < 1$  GHz; VBW  $\geq$  RBW; Sweep = auto; Detector function = peak; Trace = max hold;
  - (3) Set RBW = 1 MHz, VBW= 3MHz for  $f \geq 1$  GHz for peak measurement.  
For average measurement:
    - VBW = 10 Hz, when duty cycle is no less than 98 percent.
    - VBW  $\geq 1/T$ , when duty cycle is less than 98 percent where T is the minimum transmission duration over which the transmitter is on and is transmitting at its maximum power control level for the tested mode of operation.

### 3.5.4 Test Setup

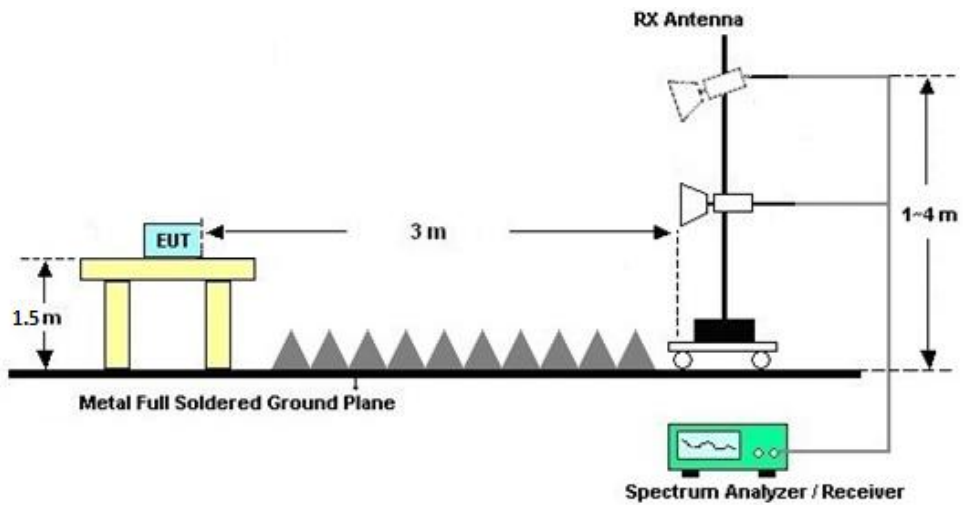
For radiated emissions below 30MHz



For radiated emissions from 30MHz to 1GHz



For radiated emissions above 1GHz





### **3.5.5 Test Results of Radiated Spurious Emissions (9kHz ~ 30MHz)**

The low frequency, which started from 9 kHz to 30MHz, was pre-scanned and the result which was 20dB lower than the limit line was not reported.

There is a comparison data of both open-field test site and semi-Anechoic chamber, and the result came out very similar.

### **3.5.6 Test Result of Radiated Spurious at Band Edges**

Please refer to Appendix C.

### **3.5.7 Duty Cycle**

Please refer to Appendix D.

### **3.5.8 Test Result of Radiated Spurious Emission (30MHz ~ 10th Harmonic or 40GHz, whichever is lower)**

Please refer to Appendix C.



## 3.6 AC Conducted Emission Measurement

### 3.6.1 Limit of AC Conducted Emission

For equipment that is designed to be connected to the public utility (AC) power line, the radio frequency voltage that is conducted back onto the AC power line on any frequency or frequencies within the band 150 kHz to 30 MHz shall not exceed the limits in the following table.

Frequency of Emission (MHz)	Conducted Limit (dB $\mu$ V)	
	Quasi-Peak	Average
0.15-0.5	66 to 56*	56 to 46*
0.5-5	56	46
5-30	60	50

\*Decreases with the logarithm of the frequency.

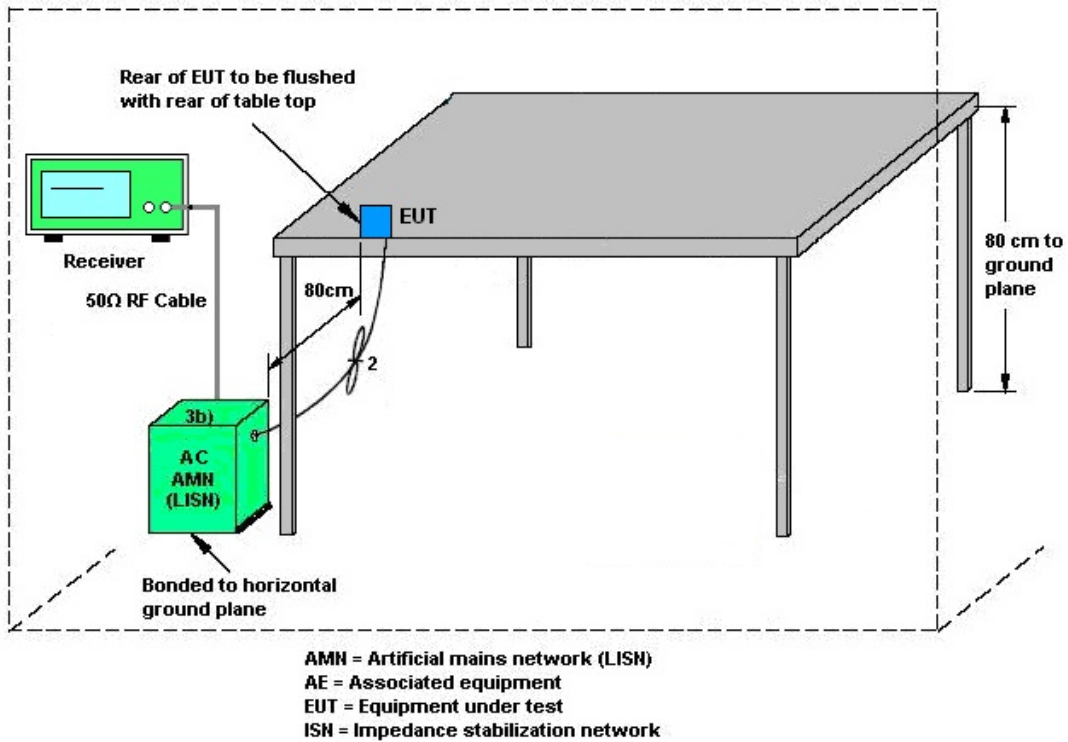
### 3.6.2 Measuring Instruments

The measuring equipment is listed in the section 4 of this test report.

### 3.6.3 Test Procedures

1. The EUT was placed 0.4 meter from the conducting wall of the shielding room, and it was kept at least 80 centimeters from any other grounded conducting surface.
2. Connect EUT to the power mains through a line impedance stabilization network (LISN).
3. All the support units are connecting to the other LISN.
4. The LISN provides 50 ohm coupling impedance for the measuring instrument.
5. The FCC states that a 50 ohm, 50 microhenry LISN should be used.
6. Both sides of AC line were checked for maximum conducted interference.
7. The frequency range from 150 kHz to 30 MHz was searched.
8. Set the test-receiver system to Peak Detect Function and specified bandwidth (IF bandwidth = 9kHz) with Maximum Hold Mode.

### 3.6.4 Test Setup



### 3.6.5 Test Result of AC Conducted Emission

Please refer to Appendix B.



## **3.7 Antenna Requirements**

### **3.7.1 Standard Applicable**

If directional gain of transmitting Antennas is greater than 6dBi, the power shall be reduced by the same level in dB comparing to gain minus 6dBi. The use of a permanently attached Antenna or of an Antenna that uses a unique coupling to the intentional radiator shall be considered sufficient to comply with the rule.

### **3.7.2 Antenna Anti-Replacement Construction**

Non-standard antenna connector is used.

### **3.7.3 Antenna Gain**

The antenna peak gain of EUT is less than 6 dBi. Therefore, it is not necessary to reduce maximum peak output power limit.



## 4 List of Measuring Equipment

Instrument	Manufacturer	Model No.	Serial No.	Characteristics	Calibration Date	Test Date	Due Date	Remark
Spectrum Analyzer	R&S	FSV40	101078	10Hz~40GHz	Apr. 09, 2024	Jun. 28, 2024	Apr. 08, 2025	Conducted (TH01-SZ)
Pulse Power Sensor	Anritsu	MA2411B	1339473	30MHz~40GHz	Dec. 29, 2023	Jun. 28, 2024	Dec. 28, 2024	Conducted (TH01-SZ)
Power Meter	Anritsu	ML2495A	1218010	50MHz Bandwidth	Aug. 21, 2023	Jun. 28, 2024	Aug. 20, 2024	Conducted (TH01-SZ)
EMI Test Receiver&SA	KEYSIGHT	N9038A	MY54450083	20Hz~8.4GHz	Apr. 09, 2024	Jun. 24, 2204~Jun. 28, 2024	Apr. 08, 2025	Radiation (03CH03-SZ)
EXA Spectrum Analyzer	KEYSIGHT	N9010A	MY55150246	10Hz~44GHz;	Apr. 09, 2024	Jun. 24, 2204~Jun. 28, 2024	Apr. 08, 2025	Radiation (03CH03-SZ)
Loop Antenna	R&S	HFH2-Z2	100354	9kHz~30MHz	Jul. 28, 2022	Jun. 24, 2204~Jun. 28, 2024	Jul. 27, 2024	Radiation (03CH03-SZ)
Bilog Antenna	TeseQ	CBL6112D	35408	30MHz~2GHz	Aug. 20, 2023	Jun. 24, 2204~Jun. 28, 2024	Aug. 19, 2025	Radiation (03CH03-SZ)
Double Ridge Horn Antenna	SCHWARZBECK	BBHA9120D	9120D-1355	1GHz~18GHz	Apr. 09, 2024	Jun. 24, 2204~Jun. 28, 2024	Apr. 08, 2025	Radiation (03CH03-SZ)
HF Amplifier	MITEQ	TTA1840-35-HG	1871923	18GHz~40GHz	Jul. 07, 2023	Jun. 24, 2204~Jun. 28, 2024	Jul. 06, 2024	Radiation (03CH03-SZ)
SHF-EHF Horn	com-power	AH-840	101071	18GHz~40GHz	Apr. 09, 2024	Jun. 24, 2204~Jun. 28, 2024	Apr. 08, 2025	Radiation (03CH03-SZ)
Amplifier	Burgeon	BPA-530	102211	0.01Hz~3000MHz	Oct. 18, 2023	Jun. 24, 2204~Jun. 28, 2024	Oct. 17, 2024	Radiation (03CH03-SZ)
HF Amplifier	MITEQ	AMF-7D-00101800-30-10P-R	1943528	1GHz~18GHz	Oct. 18, 2023	Jun. 24, 2204~Jun. 28, 2024	Oct. 17, 2024	Radiation (03CH03-SZ)
Amplifier	Agilent Technologies	83017A	MY39501302	500MHz~26.5GHz	Dec. 27, 2023	Jun. 24, 2204~Jun. 28, 2024	Dec. 26, 2024	Radiation (03CH03-SZ)
AC Power Source	Chroma	61601	616010002729	N/A	Oct. 18, 2023	Jun. 24, 2204~Jun. 28, 2024	Oct. 17, 2024	Radiation (03CH03-SZ)
Turn Table	EM	EM1000	N/A	0~360 degree	NCR	Jun. 24, 2204~Jun. 28, 2024	NCR	Radiation (03CH03-SZ)
Antenna Mast	EM	EM1000	N/A	1 m~4 m	NCR	Jun. 24, 2204~Jun. 28, 2024	NCR	Radiation (03CH03-SZ)
EMI Receiver	R&S	ESCI7	100768	9kHz~7GHz;	Apr. 18, 2024	Jun. 25, 2024	Apr. 17, 2025	Conduction (CO01-KS)
AC LISN (for auxiliary equipment)	MessTec	AN3016	060103	9kHz~30MHz	Oct. 11, 2023	Jun. 25, 2024	Oct. 10, 2024	Conduction (CO01-KS)
AC LISN	MessTec	AN3016	060105	9kHz~30MHz	Apr. 18, 2024	Jun. 25, 2024	Apr. 17, 2025	Conduction (CO01-KS)
AC Power Source	Chroma	61602	ABP00000811	AC 0V~300V, 45Hz~1000Hz	Oct. 11, 2023	Jun. 25, 2024	Oct. 10, 2024	Conduction (CO01-KS)

NCR: No Calibration Required



## 5 Measurement Uncertainty

The measurement uncertainties shown below were calculated in accordance with the requirements of ANSI 63.10-2013. All the measurement uncertainty value were shown with a coverage K=2 to indicate 95% level of confidence. The measurement data show herein meets or exceeds the CISPR measurement uncertainty values specified in CISPR 16-4-2 and can be compared directly to specified limit to determine compliance.

### Uncertainty of Conducted Measurement

Test Item	Uncertainty
Conducted Spurious Emission & Bandedge	±1.34 dB
Occupied Channel Bandwidth	±0.012 MHz
Conducted Power	±1.34 dB
Conducted Power Spectral Density	±1.32 dB
Frequency	±1.3 Hz

### Uncertainty of AC Conducted Emission Measurement (0.15 MHz ~ 30 MHz)

Measuring Uncertainty for a Level of Confidence of 95% (U = 2Uc(y))	2.84 dB
---	---------

### Uncertainty of Radiated Emission Measurement (30 MHz ~ 1000 MHz)

Measuring Uncertainty for a Level of Confidence of 95% (U = 2Uc(y))	5.0 dB
---	--------

### Uncertainty of Radiated Emission Measurement (1 GHz ~ 18 GHz)

Measuring Uncertainty for a Level of Confidence of 95% (U = 2Uc(y))	4.9 dB
---	--------

### Uncertainty of Radiated Emission Measurement (18 GHz ~ 40 GHz)

Measuring Uncertainty for a Level of Confidence of 95% (U = 2Uc(y))	5.0 dB
---	--------

----- THE END -----



## Appendix A. Conducted Test Results

## Appendix A. Test Result of Conducted Test Items

Test Engineer:	Jason Zhang	Temperature:	21~25	°C
Test Date:	2024/6/28	Relative Humidity:	51~54	%

**TEST RESULTS DATA**  
**6dB and 99% Occupied Bandwidth**

2.4GHz Band								
Mod.	Data Rate	N <sub>TX</sub>	CH.	Freq. (MHz)	99% Occupied BW (MHz)	6dB BW (MHz)	6dB BW Limit (MHz)	Pass/Fail
11b	1Mbps	1	1	2412	13.79	8.12	0.50	Pass
11b	1Mbps	1	6	2437	13.94	8.12	0.50	Pass
11b	1Mbps	1	11	2462	13.44	8.10	0.50	Pass
11g	6Mbps	1	1	2412	16.73	15.44	0.50	Pass
11g	6Mbps	1	6	2437	16.78	15.94	0.50	Pass
11g	6Mbps	1	11	2462	16.53	16.08	0.50	Pass
HT20	MCS0	1	1	2412	17.93	16.10	0.50	Pass
HT20	MCS0	1	6	2437	17.93	15.96	0.50	Pass
HT20	MCS0	1	11	2462	17.73	12.92	0.50	Pass
HT40	MCS0	1	3	2422	36.36	35.16	0.50	Pass
HT40	MCS0	1	6	2437	36.66	36.16	0.50	Pass
HT40	MCS0	1	9	2452	36.36	32.68	0.50	Pass



**TEST RESULTS DATA**  
**Average Output Power**

2.4GHz Band											
Mod.	Data Rate	N <sub>TX</sub>	CH.	Freq. (MHz)	Average Conducted Power (dBm)	Conducted Power Limit (dBm)	DG (dBi)	EIRP Power (dBm)	EIRP Power Limit (dBm)	Pass /Fail	Setting
11b	1Mbps	1	1	2412	19.40	30.00	0.95	20.35	36.00	Pass	18.00
11b	1Mbps	1	6	2437	18.90	30.00	0.95	19.85	36.00	Pass	18.00
11b	1Mbps	1	11	2462	19.00	30.00	0.95	19.95	36.00	Pass	18.00
11g	6Mbps	1	1	2412	15.80	30.00	0.95	16.75	36.00	Pass	15.00
11g	6Mbps	1	6	2437	15.60	30.00	0.95	16.55	36.00	Pass	15.00
11g	6Mbps	1	11	2462	15.20	30.00	0.95	16.15	36.00	Pass	15.00
HT20	MCS0	1	1	2412	14.80	30.00	0.95	15.75	36.00	Pass	14.00
HT20	MCS0	1	6	2437	14.90	30.00	0.95	15.85	36.00	Pass	14.00
HT20	MCS0	1	11	2462	14.40	30.00	0.95	15.35	36.00	Pass	14.00
HT40	MCS0	1	3	2422	13.30	30.00	0.95	14.25	36.00	Pass	13.00
HT40	MCS0	1	6	2437	14.80	30.00	0.95	15.75	36.00	Pass	13.00
HT40	MCS0	1	9	2452	13.80	30.00	0.95	14.75	36.00	Pass	13.00

Note: Measured power (dBm) has offset with cable loss.

**TEST RESULTS DATA**  
**Peak Power Spectral Density**

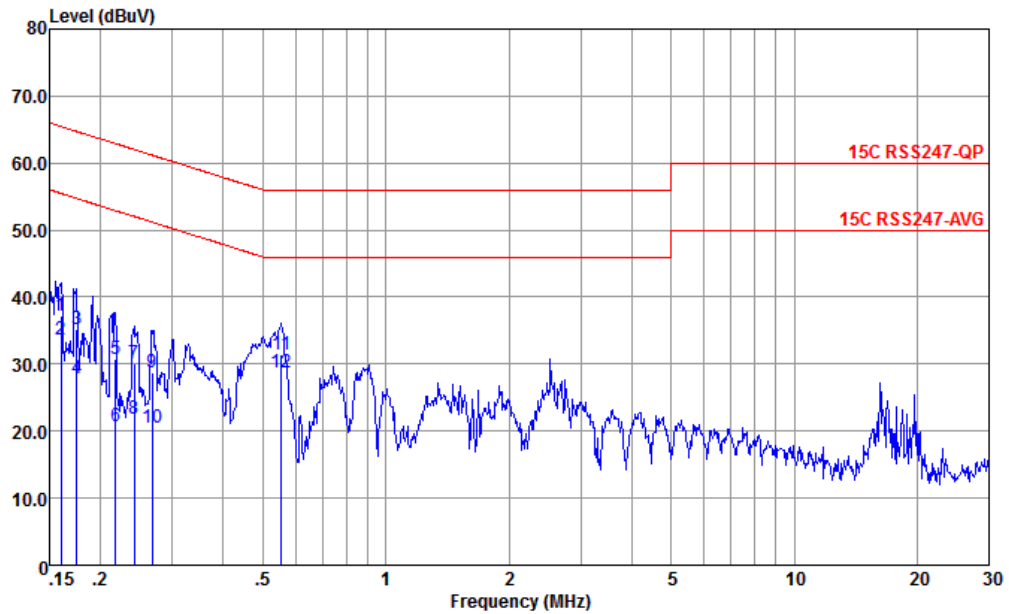
2.4GHz Band								
Mod.	Data Rate	NTX	CH.	Freq. (MHz)	Peak PSD (dBm/3kHz)	DG (dBi)	Peak PSD Limit (dBm/3kHz)	Pass/Fail
11b	1Mbps	1	1	2412	-7.30	0.95	8.00	Pass
11b	1Mbps	1	6	2437	-7.53	0.95	8.00	Pass
11b	1Mbps	1	11	2462	-7.59	0.95	8.00	Pass
11g	6Mbps	1	1	2412	-11.03	0.95	8.00	Pass
11g	6Mbps	1	6	2437	-11.28	0.95	8.00	Pass
11g	6Mbps	1	11	2462	-10.28	0.95	8.00	Pass
HT20	MCS0	1	1	2412	-11.50	0.95	8.00	Pass
HT20	MCS0	1	6	2437	-12.66	0.95	8.00	Pass
HT20	MCS0	1	11	2462	-12.37	0.95	8.00	Pass
HT40	MCS0	1	3	2422	-16.33	0.95	8.00	Pass
HT40	MCS0	1	6	2437	-14.41	0.95	8.00	Pass
HT40	MCS0	1	9	2452	-15.27	0.95	8.00	Pass

Measured power density (dBm) has offset with cable loss.



## Appendix B. AC Conducted Emission Test Results

Test Engineer :	Amos	Temperature :	25.3~26.2°C
		Relative Humidity :	38~40%
Test Voltage :	120Vac / 60Hz	Phase :	Line
Remark :	All emissions not reported here are more than 10 dB below the prescribed limit.		

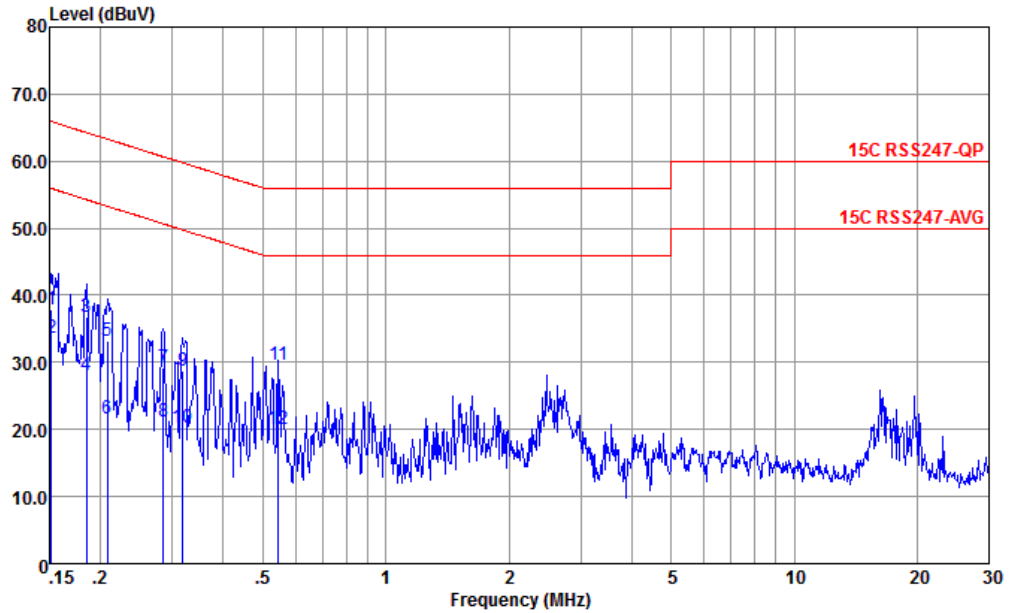


Site : CO01-KS  
 Condition : 15C RSS247-QP LISN-060105-L 2024 LINE

	Freq	Level	Over	Limit	Read	LISN	Cable	Remark
	MHz	dBuV	Limit	Line	Level	Factor	Loss	
			dB	dBuV	dBuV	dB	dB	
1	0.160	37.13	-28.34	65.47	26.60	0.11	10.42	QP
2	0.160	33.73	-21.74	55.47	23.20	0.11	10.42	Average
3	0.175	35.11	-29.61	64.72	24.60	0.10	10.41	QP
4	0.175	27.81	-26.91	54.72	17.30	0.10	10.41	Average
5	0.217	30.78	-32.14	62.92	20.31	0.08	10.39	QP
6	0.217	20.68	-32.24	52.92	10.21	0.08	10.39	Average
7	0.242	30.06	-31.98	62.04	19.61	0.08	10.37	QP
8	0.242	21.76	-30.28	52.04	11.31	0.08	10.37	Average
9	0.267	28.74	-32.46	61.20	18.29	0.09	10.36	QP
10	0.267	20.44	-30.76	51.20	9.99	0.09	10.36	Average
11	0.555	31.37	-24.63	56.00	21.29	-0.12	10.20	QP
12 *	0.555	28.77	-17.23	46.00	18.69	-0.12	10.20	Average



Test Engineer :	Amos	Temperature :	25.3~26.2°C
		Relative Humidity :	38~40%
Test Voltage :	120Vac / 60Hz	Phase :	Neutral
Remark :	All emissions not reported here are more than 10 dB below the prescribed limit.		



Site : CO01-KS  
 Condition : 15C RSS247-QP LISN-060105-N 2024 NEUTRAL

	Freq	Level	Over	Limit	Read	LISN	Cable	Remark
	MHz	dBuV	Limit	Line	Level	Factor	Loss	
			dB	dBuV	dBuV	dB	dB	
1	0.152	37.84	-28.07	65.91	27.30	0.12	10.42	QP
2 *	0.152	33.64	-22.27	55.91	23.10	0.12	10.42	Average
3	0.184	36.84	-27.44	64.28	26.30	0.13	10.41	QP
4	0.184	28.04	-26.24	54.28	17.50	0.13	10.41	Average
5	0.208	33.11	-30.16	63.27	22.61	0.10	10.40	QP
6	0.208	21.71	-31.66	53.27	11.21	0.10	10.40	Average
7	0.285	29.15	-31.53	60.68	18.90	-0.09	10.34	QP
8	0.285	21.21	-29.47	50.68	10.96	-0.09	10.34	Average
9	0.318	28.80	-30.95	59.75	18.60	-0.12	10.32	QP
10	0.318	20.30	-29.45	49.75	10.10	-0.12	10.32	Average
11	0.546	29.65	-26.35	56.00	19.60	-0.15	10.20	QP
12	0.546	20.15	-25.85	46.00	10.10	-0.15	10.20	Average

Note:

- Level(dBμV) = Read Level(dBμV) + LISN Factor(dB) + Cable Loss(dB)
- Over Limit(dB) = Level(dBμV) – Limit Line(dBμV)



### Appendix C. Radiated Spurious Emission

Test Engineer :	Wenbo Xiao	Relative Humidity :	50%
		Temperature :	20°C~22°C

### Radiated Spurious Emission Test Modes

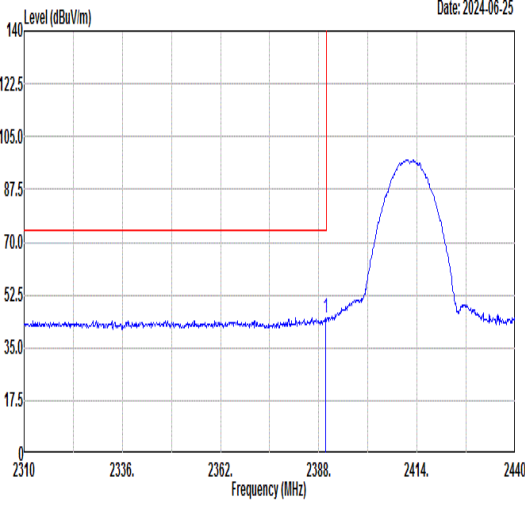
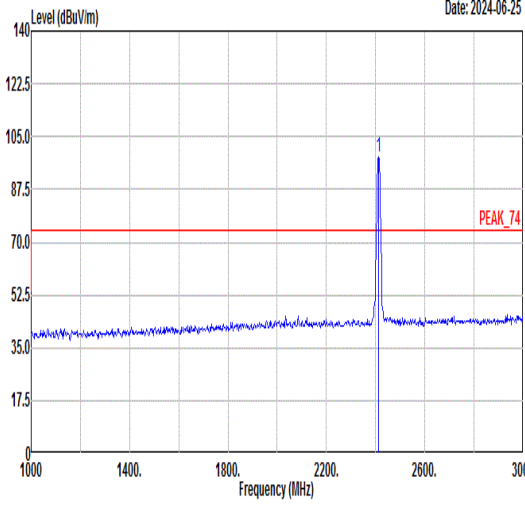
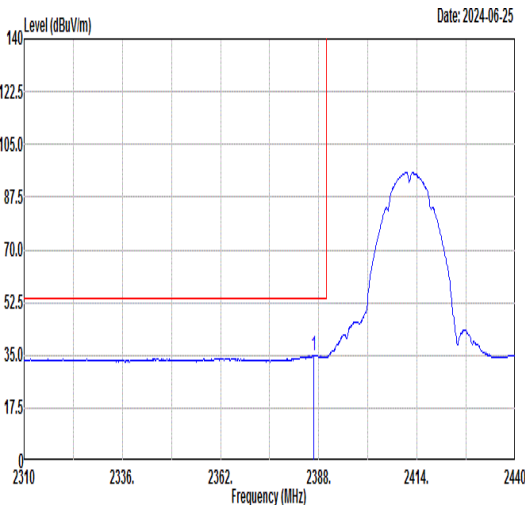
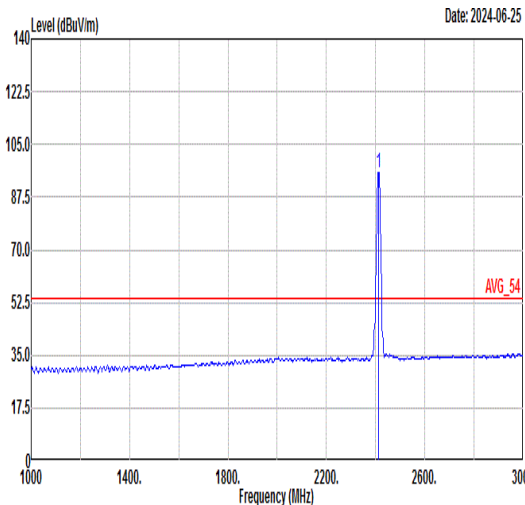
Mode	Band (MHz)	Modulation	Channel	Frequency	Data Rate	RU	Remark
Mode 10	2400-2483.5	802.11b	01	2412	1Mbps	-	-
Mode 11	2400-2483.5	802.11b	06	2437	1Mbps	-	-
Mode 12	2400-2483.5	802.11b	11	2462	1Mbps	-	-
Mode 13	2400-2483.5	802.11g	01	2412	6Mbps	-	-
Mode 14	2400-2483.5	802.11g	06	2437	6Mbps	-	-
Mode 15	2400-2483.5	802.11g	11	2462	6Mbps	-	-
Mode 16	2400-2483.5	802.11n HT20	01	2412	MCS0	-	-
Mode 17	2400-2483.5	802.11n HT20	06	2437	MCS0	-	-
Mode 18	2400-2483.5	802.11n HT20	11	2462	MCS0	-	-
Mode 19	2400-2483.5	802.11n HT40	03	2422	MCS0	-	-
Mode 20	2400-2483.5	802.11n HT40	06	2437	MCS0	-	-
Mode 21	2400-2483.5	802.11n HT40	09	2452	MCS0	-	-
Mode 22	2400-2483.5	802.11g	11	2462	6Mbps	-	LF



### Summary of each worse mode

Mode	Modulation	Ch.	Freq. (MHz)	Level (dBuV/m)	Limit (dBuV/m)	Margin (dB)	Pol.	Peak Avg.	Result	Remark
10	802.11b	01	2389.04	36.72	54.00	-17.28	V	AVERAGE	Pass	Band Edge
10	802.11b	01	4824.00	36.12	54.00	-17.88	V	Average	Pass	Harmonic
11	802.11b	06	-	-	-	-	-	-	-	Band Edge
11	802.11b	06	4874.00	37.46	54.00	-16.54	V	Average	Pass	Harmonic
12	802.11b	11	2487.00	42.68	54.00	-11.32	V	AVERAGE	Pass	Band Edge
12	802.11b	11	4924.00	36.10	54.00	-17.90	V	Average	Pass	Harmonic
13	802.11g	01	2389.95	41.08	54.00	-12.92	V	AVERAGE	Pass	Band Edge
13	802.11g	01	4824.00	42.80	74.00	-31.20	V	Peak	Pass	Harmonic
14	802.11g	06	-	-	-	-	-	-	-	Band Edge
14	802.11g	06	7311.00	46.31	74.00	-27.69	H	Peak	Pass	Harmonic
15	802.11g	11	2483.51	45.16	54.00	-8.84	V	AVERAGE	Pass	Band Edge
15	802.11g	11	7386.00	46.21	74.00	-27.79	V	Peak	Pass	Harmonic
16	802.11n HT20	01	2389.95	42.50	54.00	-11.50	V	AVERAGE	Pass	Band Edge
16	802.11n HT20	01	4824.00	43.17	74.00	-30.83	V	Peak	Pass	Harmonic
17	802.11n HT20	06	-	-	-	-	-	-	-	Band Edge
17	802.11n HT20	06	7311.00	45.38	74.00	-28.62	H	Peak	Pass	Harmonic
18	802.11n HT20	11	2483.51	43.08	54.00	-10.92	V	AVERAGE	Pass	Band Edge
18	802.11n HT20	11	7386.00	44.76	74.00	-29.24	H	Peak	Pass	Harmonic
19	802.11n HT40	03	2389.97	41.95	54.00	-12.05	V	AVERAGE	Pass	Band Edge
19	802.11n HT40	03	7266.00	45.50	74.00	-28.50	V	Peak	Pass	Harmonic
20	802.11n HT40	06	-	-	-	-	-	-	-	Band Edge
20	802.11n HT40	06	7311.00	45.20	74.00	-28.80	H	Peak	Pass	Harmonic
21	802.11n HT40	09	2483.63	42.24	54.00	-11.76	V	AVERAGE	Pass	Band Edge
21	802.11n HT40	09	7356.00	44.21	74.00	-29.79	H	Peak	Pass	Harmonic
22	802.11g	11	422.85	42.60	46.00	-3.40	H	Peak	Pass	LF



Mode	10																																																																																									
	Band Edge																																																																																									
	2400-2483.5_802.11b_CH01_2412MHz																																																																																									
Pol.	Horizontal	Fundamental																																																																																								
Peak	 <p>Date: 2024-06-25</p> <table border="1"> <thead> <tr> <th>Limit</th> <th>Read</th> <th>Ant</th> <th>Cable</th> <th>Preamp</th> <th>APos</th> <th>TPos</th> <th>Remark</th> </tr> <tr> <th>Freq</th> <th>Level</th> <th>Line</th> <th>Margin</th> <th>Level</th> <th>Factor</th> <th>Loss</th> <th>Factor</th> </tr> <tr> <th>MHz</th> <th>dBuV/m</th> <th>dBuV/m</th> <th>dB</th> <th>dBuV</th> <th>dB/m</th> <th>dB</th> <th>dB</th> </tr> <tr> <th>cm</th> <th>deg</th> <th colspan="6"></th> </tr> </thead> <tbody> <tr> <td>1</td> <td>2389.82</td> <td>45.07</td> <td>74.00</td> <td>-28.93</td> <td>42.52</td> <td>30.72</td> <td>5.36</td> <td>33.53</td> <td>110</td> <td>303</td> <td>PEAK</td> </tr> </tbody> </table>	Limit	Read	Ant	Cable	Preamp	APos	TPos	Remark	Freq	Level	Line	Margin	Level	Factor	Loss	Factor	MHz	dBuV/m	dBuV/m	dB	dBuV	dB/m	dB	dB	cm	deg							1	2389.82	45.07	74.00	-28.93	42.52	30.72	5.36	33.53	110	303	PEAK	 <p>Date: 2024-06-25</p> <table border="1"> <thead> <tr> <th>Limit</th> <th>Read</th> <th>Ant</th> <th>Cable</th> <th>Preamp</th> <th>APos</th> <th>TPos</th> <th>Remark</th> </tr> <tr> <th>Freq</th> <th>Level</th> <th>Line</th> <th>Margin</th> <th>Level</th> <th>Factor</th> <th>Loss</th> <th>Factor</th> </tr> <tr> <th>MHz</th> <th>dBuV/m</th> <th>dBuV/m</th> <th>dB</th> <th>dBuV</th> <th>dB/m</th> <th>dB</th> <th>dB</th> </tr> <tr> <th>cm</th> <th>deg</th> <th colspan="6"></th> </tr> </thead> <tbody> <tr> <td>1</td> <td>2412.00</td> <td>98.10</td> <td>-----</td> <td>-----</td> <td>95.55</td> <td>30.72</td> <td>5.38</td> <td>33.55</td> <td>110</td> <td>303</td> <td>PEAK_74</td> </tr> </tbody> </table>	Limit	Read	Ant	Cable	Preamp	APos	TPos	Remark	Freq	Level	Line	Margin	Level	Factor	Loss	Factor	MHz	dBuV/m	dBuV/m	dB	dBuV	dB/m	dB	dB	cm	deg							1	2412.00	98.10	-----	-----	95.55	30.72	5.38	33.55	110	303	PEAK_74
	Limit	Read	Ant	Cable	Preamp	APos	TPos	Remark																																																																																		
Freq	Level	Line	Margin	Level	Factor	Loss	Factor																																																																																			
MHz	dBuV/m	dBuV/m	dB	dBuV	dB/m	dB	dB																																																																																			
cm	deg																																																																																									
1	2389.82	45.07	74.00	-28.93	42.52	30.72	5.36	33.53	110	303	PEAK																																																																															
Limit	Read	Ant	Cable	Preamp	APos	TPos	Remark																																																																																			
Freq	Level	Line	Margin	Level	Factor	Loss	Factor																																																																																			
MHz	dBuV/m	dBuV/m	dB	dBuV	dB/m	dB	dB																																																																																			
cm	deg																																																																																									
1	2412.00	98.10	-----	-----	95.55	30.72	5.38	33.55	110	303	PEAK_74																																																																															
Avg	 <p>Date: 2024-06-25</p> <table border="1"> <thead> <tr> <th>Limit</th> <th>Read</th> <th>Ant</th> <th>Cable</th> <th>Preamp</th> <th>APos</th> <th>TPos</th> <th>Remark</th> </tr> <tr> <th>Freq</th> <th>Level</th> <th>Line</th> <th>Margin</th> <th>Level</th> <th>Factor</th> <th>Loss</th> <th>Factor</th> </tr> <tr> <th>MHz</th> <th>dBuV/m</th> <th>dBuV/m</th> <th>dB</th> <th>dBuV</th> <th>dB/m</th> <th>dB</th> <th>dB</th> </tr> <tr> <th>cm</th> <th>deg</th> <th colspan="6"></th> </tr> </thead> <tbody> <tr> <td>1</td> <td>2386.57</td> <td>34.94</td> <td>54.00</td> <td>-19.06</td> <td>32.39</td> <td>30.72</td> <td>5.36</td> <td>33.53</td> <td>110</td> <td>303</td> <td>AVERAGE</td> </tr> </tbody> </table>	Limit	Read	Ant	Cable	Preamp	APos	TPos	Remark	Freq	Level	Line	Margin	Level	Factor	Loss	Factor	MHz	dBuV/m	dBuV/m	dB	dBuV	dB/m	dB	dB	cm	deg							1	2386.57	34.94	54.00	-19.06	32.39	30.72	5.36	33.53	110	303	AVERAGE	 <p>Date: 2024-06-25</p> <table border="1"> <thead> <tr> <th>Limit</th> <th>Read</th> <th>Ant</th> <th>Cable</th> <th>Preamp</th> <th>APos</th> <th>TPos</th> <th>Remark</th> </tr> <tr> <th>Freq</th> <th>Level</th> <th>Line</th> <th>Margin</th> <th>Level</th> <th>Factor</th> <th>Loss</th> <th>Factor</th> </tr> <tr> <th>MHz</th> <th>dBuV/m</th> <th>dBuV/m</th> <th>dB</th> <th>dBuV</th> <th>dB/m</th> <th>dB</th> <th>dB</th> </tr> <tr> <th>cm</th> <th>deg</th> <th colspan="6"></th> </tr> </thead> <tbody> <tr> <td>1</td> <td>2412.00</td> <td>95.51</td> <td>-----</td> <td>-----</td> <td>92.96</td> <td>30.72</td> <td>5.38</td> <td>33.55</td> <td>110</td> <td>303</td> <td>AVERAGE</td> </tr> </tbody> </table>	Limit	Read	Ant	Cable	Preamp	APos	TPos	Remark	Freq	Level	Line	Margin	Level	Factor	Loss	Factor	MHz	dBuV/m	dBuV/m	dB	dBuV	dB/m	dB	dB	cm	deg							1	2412.00	95.51	-----	-----	92.96	30.72	5.38	33.55	110	303	AVERAGE
Limit	Read	Ant	Cable	Preamp	APos	TPos	Remark																																																																																			
Freq	Level	Line	Margin	Level	Factor	Loss	Factor																																																																																			
MHz	dBuV/m	dBuV/m	dB	dBuV	dB/m	dB	dB																																																																																			
cm	deg																																																																																									
1	2386.57	34.94	54.00	-19.06	32.39	30.72	5.36	33.53	110	303	AVERAGE																																																																															
Limit	Read	Ant	Cable	Preamp	APos	TPos	Remark																																																																																			
Freq	Level	Line	Margin	Level	Factor	Loss	Factor																																																																																			
MHz	dBuV/m	dBuV/m	dB	dBuV	dB/m	dB	dB																																																																																			
cm	deg																																																																																									
1	2412.00	95.51	-----	-----	92.96	30.72	5.38	33.55	110	303	AVERAGE																																																																															



Mode	10																																																																									
	Band Edge																																																																									
	2400-2483.5_802.11b_CH01_2412MHz																																																																									
Pol.	Vertical	Fundamental																																																																								
Peak	<p>Date: 2024-06-25</p> <table border="1"> <thead> <tr> <th>Limit</th> <th>Read</th> <th>Ant</th> <th>Cable</th> <th>Preamp</th> <th>APos</th> <th>TPos</th> <th>Remark</th> </tr> <tr> <th>Freq</th> <th>Level</th> <th>Line</th> <th>Margin</th> <th>Level</th> <th>Factor</th> <th>Loss</th> <th>Factor</th> </tr> <tr> <th>MHz</th> <th>dBuV/m</th> <th>dBuV/m</th> <th>dB</th> <th>dBuV</th> <th>dB/m</th> <th>dB</th> <th>dB</th> </tr> </thead> <tbody> <tr> <td>1</td> <td>2389.56</td> <td>48.81</td> <td>74.00</td> <td>-25.19</td> <td>46.26</td> <td>30.72</td> <td>5.36</td> <td>33.53</td> <td>145</td> <td>118</td> <td>PEAK</td> </tr> </tbody> </table>	Limit	Read	Ant	Cable	Preamp	APos	TPos	Remark	Freq	Level	Line	Margin	Level	Factor	Loss	Factor	MHz	dBuV/m	dBuV/m	dB	dBuV	dB/m	dB	dB	1	2389.56	48.81	74.00	-25.19	46.26	30.72	5.36	33.53	145	118	PEAK	<p>Date: 2024-06-25</p> <table border="1"> <thead> <tr> <th>Limit</th> <th>Read</th> <th>Ant</th> <th>Cable</th> <th>Preamp</th> <th>APos</th> <th>TPos</th> <th>Remark</th> </tr> <tr> <th>Freq</th> <th>Level</th> <th>Line</th> <th>Margin</th> <th>Level</th> <th>Factor</th> <th>Loss</th> <th>Factor</th> </tr> <tr> <th>MHz</th> <th>dBuV/m</th> <th>dBuV/m</th> <th>dB</th> <th>dBuV</th> <th>dB/m</th> <th>dB</th> <th>dB</th> </tr> </thead> <tbody> <tr> <td>1</td> <td>2412.00</td> <td>104.05</td> <td>-----</td> <td>-----</td> <td>101.50</td> <td>30.72</td> <td>5.38</td> <td>33.55</td> <td>145</td> <td>118</td> <td>PEAK</td> </tr> </tbody> </table>	Limit	Read	Ant	Cable	Preamp	APos	TPos	Remark	Freq	Level	Line	Margin	Level	Factor	Loss	Factor	MHz	dBuV/m	dBuV/m	dB	dBuV	dB/m	dB	dB	1	2412.00	104.05	-----	-----	101.50	30.72	5.38	33.55	145	118	PEAK
Limit	Read	Ant	Cable	Preamp	APos	TPos	Remark																																																																			
Freq	Level	Line	Margin	Level	Factor	Loss	Factor																																																																			
MHz	dBuV/m	dBuV/m	dB	dBuV	dB/m	dB	dB																																																																			
1	2389.56	48.81	74.00	-25.19	46.26	30.72	5.36	33.53	145	118	PEAK																																																															
Limit	Read	Ant	Cable	Preamp	APos	TPos	Remark																																																																			
Freq	Level	Line	Margin	Level	Factor	Loss	Factor																																																																			
MHz	dBuV/m	dBuV/m	dB	dBuV	dB/m	dB	dB																																																																			
1	2412.00	104.05	-----	-----	101.50	30.72	5.38	33.55	145	118	PEAK																																																															
Avg	<p>Date: 2024-06-25</p> <table border="1"> <thead> <tr> <th>Limit</th> <th>Read</th> <th>Ant</th> <th>Cable</th> <th>Preamp</th> <th>APos</th> <th>TPos</th> <th>Remark</th> </tr> <tr> <th>Freq</th> <th>Level</th> <th>Line</th> <th>Margin</th> <th>Level</th> <th>Factor</th> <th>Loss</th> <th>Factor</th> </tr> <tr> <th>MHz</th> <th>dBuV/m</th> <th>dBuV/m</th> <th>dB</th> <th>dBuV</th> <th>dB/m</th> <th>dB</th> <th>dB</th> </tr> </thead> <tbody> <tr> <td>1</td> <td>2389.04</td> <td>36.72</td> <td>54.00</td> <td>-17.28</td> <td>34.17</td> <td>30.72</td> <td>5.36</td> <td>33.53</td> <td>145</td> <td>118</td> <td>AVERAGE</td> </tr> </tbody> </table>	Limit	Read	Ant	Cable	Preamp	APos	TPos	Remark	Freq	Level	Line	Margin	Level	Factor	Loss	Factor	MHz	dBuV/m	dBuV/m	dB	dBuV	dB/m	dB	dB	1	2389.04	36.72	54.00	-17.28	34.17	30.72	5.36	33.53	145	118	AVERAGE	<p>Date: 2024-06-25</p> <table border="1"> <thead> <tr> <th>Limit</th> <th>Read</th> <th>Ant</th> <th>Cable</th> <th>Preamp</th> <th>APos</th> <th>TPos</th> <th>Remark</th> </tr> <tr> <th>Freq</th> <th>Level</th> <th>Line</th> <th>Margin</th> <th>Level</th> <th>Factor</th> <th>Loss</th> <th>Factor</th> </tr> <tr> <th>MHz</th> <th>dBuV/m</th> <th>dBuV/m</th> <th>dB</th> <th>dBuV</th> <th>dB/m</th> <th>dB</th> <th>dB</th> </tr> </thead> <tbody> <tr> <td>1</td> <td>2412.00</td> <td>101.50</td> <td>-----</td> <td>-----</td> <td>99.04</td> <td>30.72</td> <td>5.38</td> <td>33.55</td> <td>145</td> <td>118</td> <td>AVERAGE</td> </tr> </tbody> </table>	Limit	Read	Ant	Cable	Preamp	APos	TPos	Remark	Freq	Level	Line	Margin	Level	Factor	Loss	Factor	MHz	dBuV/m	dBuV/m	dB	dBuV	dB/m	dB	dB	1	2412.00	101.50	-----	-----	99.04	30.72	5.38	33.55	145	118	AVERAGE
Limit	Read	Ant	Cable	Preamp	APos	TPos	Remark																																																																			
Freq	Level	Line	Margin	Level	Factor	Loss	Factor																																																																			
MHz	dBuV/m	dBuV/m	dB	dBuV	dB/m	dB	dB																																																																			
1	2389.04	36.72	54.00	-17.28	34.17	30.72	5.36	33.53	145	118	AVERAGE																																																															
Limit	Read	Ant	Cable	Preamp	APos	TPos	Remark																																																																			
Freq	Level	Line	Margin	Level	Factor	Loss	Factor																																																																			
MHz	dBuV/m	dBuV/m	dB	dBuV	dB/m	dB	dB																																																																			
1	2412.00	101.50	-----	-----	99.04	30.72	5.38	33.55	145	118	AVERAGE																																																															





Mode	10																																																																																				
	Harmonic																																																																																				
	2400-2483.5_802.11b_CH01_2412MHz																																																																																				
Pol.	Horizontal	Vertical																																																																																			
Peak Avg	<p>Date: 2024-06-25</p>	<p>Date: 2024-06-25</p>																																																																																			
	<table border="1"> <thead> <tr> <th>Limit</th> <th>Read</th> <th>Ant</th> <th>Cable</th> <th>Preamp</th> <th>APos</th> <th>TPos</th> <th>Remark</th> </tr> <tr> <th>Freq</th> <th>Level</th> <th>Line</th> <th>Margin</th> <th>Level</th> <th>Factor</th> <th>Loss</th> <th>Factor</th> </tr> <tr> <th>MHz</th> <th>dBuV/m</th> <th>dBuV/m</th> <th>dB</th> <th>dBuV</th> <th>dB/m</th> <th>dB</th> <th>dB</th> </tr> </thead> <tbody> <tr> <td>1</td> <td>4824.00</td> <td>43.29</td> <td>74.00</td> <td>-30.71</td> <td>63.48</td> <td>35.78</td> <td>8.88</td> <td>64.85</td> <td>---</td> <td>---</td> <td>Peak</td> </tr> </tbody> </table>	Limit	Read	Ant	Cable	Preamp	APos	TPos	Remark	Freq	Level	Line	Margin	Level	Factor	Loss	Factor	MHz	dBuV/m	dBuV/m	dB	dBuV	dB/m	dB	dB	1	4824.00	43.29	74.00	-30.71	63.48	35.78	8.88	64.85	---	---	Peak	<table border="1"> <thead> <tr> <th>Limit</th> <th>Read</th> <th>Ant</th> <th>Cable</th> <th>Preamp</th> <th>APos</th> <th>TPos</th> <th>Remark</th> </tr> <tr> <th>Freq</th> <th>Level</th> <th>Line</th> <th>Margin</th> <th>Level</th> <th>Factor</th> <th>Loss</th> <th>Factor</th> </tr> <tr> <th>MHz</th> <th>dBuV/m</th> <th>dBuV/m</th> <th>dB</th> <th>dBuV</th> <th>dB/m</th> <th>dB</th> <th>dB</th> </tr> </thead> <tbody> <tr> <td>1</td> <td>4824.00</td> <td>45.11</td> <td>74.00</td> <td>-28.89</td> <td>65.30</td> <td>35.78</td> <td>8.88</td> <td>64.85</td> <td>100</td> <td>194</td> <td>Peak</td> </tr> <tr> <td>2</td> <td>4824.00</td> <td>36.12</td> <td>54.00</td> <td>-17.88</td> <td>56.31</td> <td>35.78</td> <td>8.88</td> <td>64.85</td> <td>100</td> <td>194</td> <td>Average</td> </tr> </tbody> </table>	Limit	Read	Ant	Cable	Preamp	APos	TPos	Remark	Freq	Level	Line	Margin	Level	Factor	Loss	Factor	MHz	dBuV/m	dBuV/m	dB	dBuV	dB/m	dB	dB	1	4824.00	45.11	74.00	-28.89	65.30	35.78	8.88	64.85	100	194	Peak	2	4824.00	36.12	54.00	-17.88	56.31	35.78	8.88	64.85	100	194
Limit	Read	Ant	Cable	Preamp	APos	TPos	Remark																																																																														
Freq	Level	Line	Margin	Level	Factor	Loss	Factor																																																																														
MHz	dBuV/m	dBuV/m	dB	dBuV	dB/m	dB	dB																																																																														
1	4824.00	43.29	74.00	-30.71	63.48	35.78	8.88	64.85	---	---	Peak																																																																										
Limit	Read	Ant	Cable	Preamp	APos	TPos	Remark																																																																														
Freq	Level	Line	Margin	Level	Factor	Loss	Factor																																																																														
MHz	dBuV/m	dBuV/m	dB	dBuV	dB/m	dB	dB																																																																														
1	4824.00	45.11	74.00	-28.89	65.30	35.78	8.88	64.85	100	194	Peak																																																																										
2	4824.00	36.12	54.00	-17.88	56.31	35.78	8.88	64.85	100	194	Average																																																																										

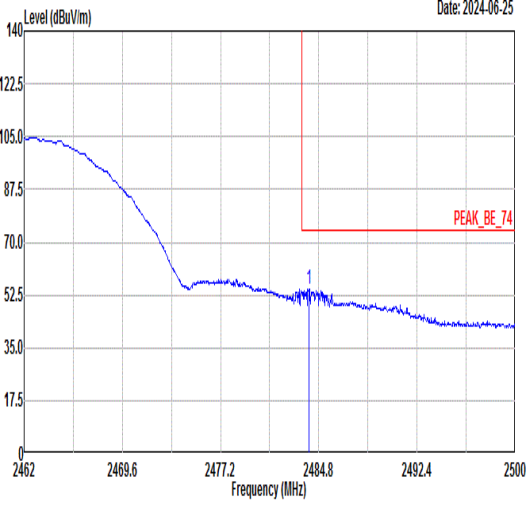
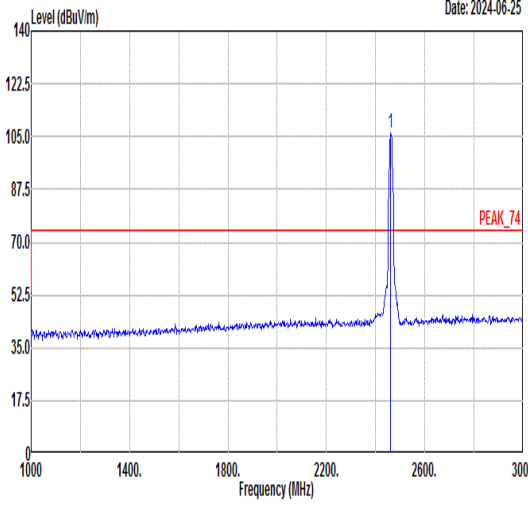
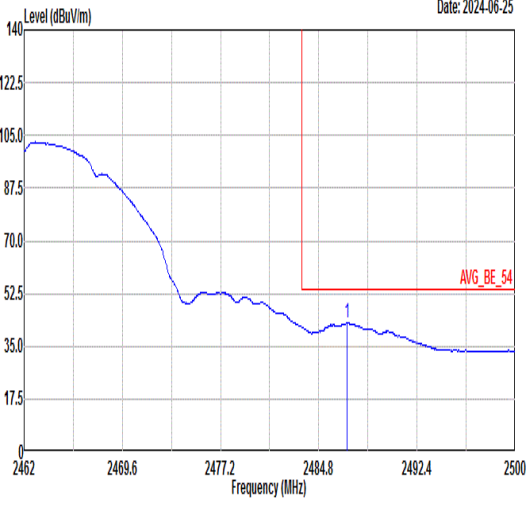
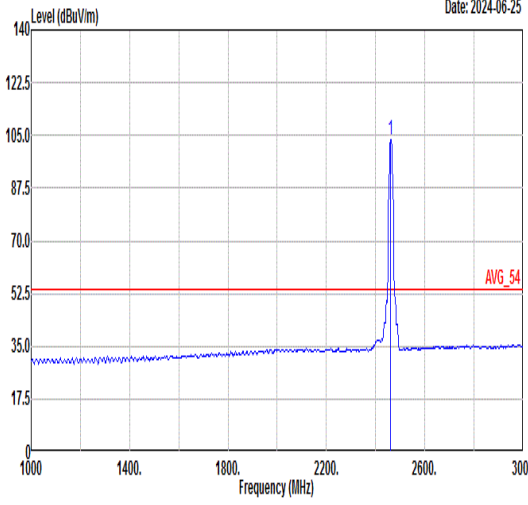


Mode	11																																																																																																													
	Harmonic																																																																																																													
	2400-2483.5_802.11b_CH06_2437MHz																																																																																																													
Pol.	Horizontal	Vertical																																																																																																												
Peak Avg	<table border="1"> <thead> <tr> <th>Freq</th> <th>Level</th> <th>Limit</th> <th>Line</th> <th>Margin</th> <th>Read</th> <th>Ant</th> <th>Cable</th> <th>Preamp</th> <th>APos</th> <th>TPos</th> <th>Remark</th> </tr> <tr> <th>MHz</th> <th>dBuV/m</th> <th>dBuV/m</th> <th>dB</th> <th>dBuV</th> <th>dB/m</th> <th>dB</th> <th>dB</th> <th>cm</th> <th>deg</th> <th></th> <th></th> </tr> </thead> <tbody> <tr> <td>1</td> <td>4874.00</td> <td>42.40</td> <td>74.00</td> <td>-31.60</td> <td>62.65</td> <td>35.90</td> <td>8.72</td> <td>64.87</td> <td>---</td> <td>---</td> <td>Peak</td> </tr> <tr> <td>2</td> <td>7311.00</td> <td>44.09</td> <td>74.00</td> <td>-29.91</td> <td>61.89</td> <td>36.88</td> <td>10.18</td> <td>64.86</td> <td>---</td> <td>---</td> <td>Peak</td> </tr> </tbody> </table>	Freq	Level	Limit	Line	Margin	Read	Ant	Cable	Preamp	APos	TPos	Remark	MHz	dBuV/m	dBuV/m	dB	dBuV	dB/m	dB	dB	cm	deg			1	4874.00	42.40	74.00	-31.60	62.65	35.90	8.72	64.87	---	---	Peak	2	7311.00	44.09	74.00	-29.91	61.89	36.88	10.18	64.86	---	---	Peak	<table border="1"> <thead> <tr> <th>Freq</th> <th>Level</th> <th>Limit</th> <th>Line</th> <th>Margin</th> <th>Read</th> <th>Ant</th> <th>Cable</th> <th>Preamp</th> <th>APos</th> <th>TPos</th> <th>Remark</th> </tr> <tr> <th>MHz</th> <th>dBuV/m</th> <th>dBuV/m</th> <th>dB</th> <th>dBuV</th> <th>dB/m</th> <th>dB</th> <th>dB</th> <th>cm</th> <th>deg</th> <th></th> <th></th> </tr> </thead> <tbody> <tr> <td>1</td> <td>4874.00</td> <td>44.20</td> <td>74.00</td> <td>-29.80</td> <td>64.45</td> <td>35.90</td> <td>8.72</td> <td>64.87</td> <td>100</td> <td>201</td> <td>Peak</td> </tr> <tr> <td>2</td> <td>4874.00</td> <td>37.46</td> <td>54.00</td> <td>-16.54</td> <td>57.71</td> <td>35.90</td> <td>8.72</td> <td>64.87</td> <td>100</td> <td>201</td> <td>Average</td> </tr> <tr> <td>3</td> <td>7311.00</td> <td>45.00</td> <td>74.00</td> <td>-29.00</td> <td>62.80</td> <td>36.88</td> <td>10.18</td> <td>64.86</td> <td>---</td> <td>---</td> <td>Peak</td> </tr> </tbody> </table>	Freq	Level	Limit	Line	Margin	Read	Ant	Cable	Preamp	APos	TPos	Remark	MHz	dBuV/m	dBuV/m	dB	dBuV	dB/m	dB	dB	cm	deg			1	4874.00	44.20	74.00	-29.80	64.45	35.90	8.72	64.87	100	201	Peak	2	4874.00	37.46	54.00	-16.54	57.71	35.90	8.72	64.87	100	201	Average	3	7311.00	45.00	74.00	-29.00	62.80	36.88	10.18	64.86	---	---	Peak
	Freq	Level	Limit	Line	Margin	Read	Ant	Cable	Preamp	APos	TPos	Remark																																																																																																		
MHz	dBuV/m	dBuV/m	dB	dBuV	dB/m	dB	dB	cm	deg																																																																																																					
1	4874.00	42.40	74.00	-31.60	62.65	35.90	8.72	64.87	---	---	Peak																																																																																																			
2	7311.00	44.09	74.00	-29.91	61.89	36.88	10.18	64.86	---	---	Peak																																																																																																			
Freq	Level	Limit	Line	Margin	Read	Ant	Cable	Preamp	APos	TPos	Remark																																																																																																			
MHz	dBuV/m	dBuV/m	dB	dBuV	dB/m	dB	dB	cm	deg																																																																																																					
1	4874.00	44.20	74.00	-29.80	64.45	35.90	8.72	64.87	100	201	Peak																																																																																																			
2	4874.00	37.46	54.00	-16.54	57.71	35.90	8.72	64.87	100	201	Average																																																																																																			
3	7311.00	45.00	74.00	-29.00	62.80	36.88	10.18	64.86	---	---	Peak																																																																																																			



		12																																																																															
Mode	Band Edge																																																																																
	2400-2483.5_802.11b_CH11_2462MHz																																																																																
Pol.	Horizontal		Fundamental																																																																														
Peak																																																																																	
	<table border="1"> <thead> <tr> <th>Limit</th> <th>Margin</th> <th>Read</th> <th>Ant</th> <th>Cable</th> <th>Preamp</th> <th>APos</th> <th>TPos</th> <th>Remark</th> </tr> <tr> <th>Freq</th> <th>Level</th> <th>Line</th> <th>(dB)</th> <th>Level</th> <th>Factor</th> <th>Loss</th> <th>Factor</th> <th></th> </tr> <tr> <th>MHz</th> <th>dBuV/m</th> <th>dBuV/m</th> <th>dB</th> <th>dB/m</th> <th>dB</th> <th>dB</th> <th>cm</th> <th>deg</th> </tr> </thead> <tbody> <tr> <td>1</td> <td>2484.00</td> <td>46.23</td> <td>74.00</td> <td>-27.77</td> <td>43.66</td> <td>30.70</td> <td>5.46</td> <td>33.59</td> <td>100</td> <td>299</td> <td>PEAK</td> </tr> </tbody> </table>		Limit	Margin	Read	Ant	Cable	Preamp	APos	TPos	Remark	Freq	Level	Line	(dB)	Level	Factor	Loss	Factor		MHz	dBuV/m	dBuV/m	dB	dB/m	dB	dB	cm	deg	1	2484.00	46.23	74.00	-27.77	43.66	30.70	5.46	33.59	100	299	PEAK	<table border="1"> <thead> <tr> <th>Limit</th> <th>Margin</th> <th>Read</th> <th>Ant</th> <th>Cable</th> <th>Preamp</th> <th>APos</th> <th>TPos</th> <th>Remark</th> </tr> <tr> <th>Freq</th> <th>Level</th> <th>Line</th> <th>(dB)</th> <th>Level</th> <th>Factor</th> <th>Loss</th> <th>Factor</th> <th></th> </tr> <tr> <th>MHz</th> <th>dBuV/m</th> <th>dBuV/m</th> <th>dB</th> <th>dB/m</th> <th>dB</th> <th>dB</th> <th>cm</th> <th>deg</th> </tr> </thead> <tbody> <tr> <td>1</td> <td>2462.00</td> <td>97.05</td> <td>-----</td> <td>-----</td> <td>94.48</td> <td>30.71</td> <td>5.44</td> <td>33.58</td> <td>100</td> <td>299</td> <td>PEAK</td> </tr> </tbody> </table>		Limit	Margin	Read	Ant	Cable	Preamp	APos	TPos	Remark	Freq	Level	Line	(dB)	Level	Factor	Loss	Factor		MHz	dBuV/m	dBuV/m	dB	dB/m	dB	dB	cm	deg	1	2462.00	97.05	-----	-----	94.48	30.71	5.44	33.58	100	299
Limit	Margin	Read	Ant	Cable	Preamp	APos	TPos	Remark																																																																									
Freq	Level	Line	(dB)	Level	Factor	Loss	Factor																																																																										
MHz	dBuV/m	dBuV/m	dB	dB/m	dB	dB	cm	deg																																																																									
1	2484.00	46.23	74.00	-27.77	43.66	30.70	5.46	33.59	100	299	PEAK																																																																						
Limit	Margin	Read	Ant	Cable	Preamp	APos	TPos	Remark																																																																									
Freq	Level	Line	(dB)	Level	Factor	Loss	Factor																																																																										
MHz	dBuV/m	dBuV/m	dB	dB/m	dB	dB	cm	deg																																																																									
1	2462.00	97.05	-----	-----	94.48	30.71	5.44	33.58	100	299	PEAK																																																																						
Avg																																																																																	
	<table border="1"> <thead> <tr> <th>Limit</th> <th>Margin</th> <th>Read</th> <th>Ant</th> <th>Cable</th> <th>Preamp</th> <th>APos</th> <th>TPos</th> <th>Remark</th> </tr> <tr> <th>Freq</th> <th>Level</th> <th>Line</th> <th>(dB)</th> <th>Level</th> <th>Factor</th> <th>Loss</th> <th>Factor</th> <th></th> </tr> <tr> <th>MHz</th> <th>dBuV/m</th> <th>dBuV/m</th> <th>dB</th> <th>dB/m</th> <th>dB</th> <th>dB</th> <th>cm</th> <th>deg</th> </tr> </thead> <tbody> <tr> <td>1</td> <td>2487.04</td> <td>36.10</td> <td>54.00</td> <td>-17.90</td> <td>33.53</td> <td>30.70</td> <td>5.46</td> <td>33.59</td> <td>100</td> <td>299</td> <td>AVERAGE</td> </tr> </tbody> </table>		Limit	Margin	Read	Ant	Cable	Preamp	APos	TPos	Remark	Freq	Level	Line	(dB)	Level	Factor	Loss	Factor		MHz	dBuV/m	dBuV/m	dB	dB/m	dB	dB	cm	deg	1	2487.04	36.10	54.00	-17.90	33.53	30.70	5.46	33.59	100	299	AVERAGE	<table border="1"> <thead> <tr> <th>Limit</th> <th>Margin</th> <th>Read</th> <th>Ant</th> <th>Cable</th> <th>Preamp</th> <th>APos</th> <th>TPos</th> <th>Remark</th> </tr> <tr> <th>Freq</th> <th>Level</th> <th>Line</th> <th>(dB)</th> <th>Level</th> <th>Factor</th> <th>Loss</th> <th>Factor</th> <th></th> </tr> <tr> <th>MHz</th> <th>dBuV/m</th> <th>dBuV/m</th> <th>dB</th> <th>dB/m</th> <th>dB</th> <th>dB</th> <th>cm</th> <th>deg</th> </tr> </thead> <tbody> <tr> <td>1</td> <td>2462.00</td> <td>94.64</td> <td>-----</td> <td>-----</td> <td>92.07</td> <td>30.71</td> <td>5.44</td> <td>33.58</td> <td>100</td> <td>299</td> <td>AVERAGE</td> </tr> </tbody> </table>		Limit	Margin	Read	Ant	Cable	Preamp	APos	TPos	Remark	Freq	Level	Line	(dB)	Level	Factor	Loss	Factor		MHz	dBuV/m	dBuV/m	dB	dB/m	dB	dB	cm	deg	1	2462.00	94.64	-----	-----	92.07	30.71	5.44	33.58	100	299
Limit	Margin	Read	Ant	Cable	Preamp	APos	TPos	Remark																																																																									
Freq	Level	Line	(dB)	Level	Factor	Loss	Factor																																																																										
MHz	dBuV/m	dBuV/m	dB	dB/m	dB	dB	cm	deg																																																																									
1	2487.04	36.10	54.00	-17.90	33.53	30.70	5.46	33.59	100	299	AVERAGE																																																																						
Limit	Margin	Read	Ant	Cable	Preamp	APos	TPos	Remark																																																																									
Freq	Level	Line	(dB)	Level	Factor	Loss	Factor																																																																										
MHz	dBuV/m	dBuV/m	dB	dB/m	dB	dB	cm	deg																																																																									
1	2462.00	94.64	-----	-----	92.07	30.71	5.44	33.58	100	299	AVERAGE																																																																						



		12																																																																										
Mode	Band Edge																																																																											
	2400-2483.5_802.11b_CH11_2462MHz																																																																											
Pol.	Vertical	Fundamental																																																																										
Peak	 <p>Level (dBuV/m) vs Frequency (MHz) plot for Vertical polarization. The plot shows a signal level starting at 105.0 dBuV/m at 2462 MHz and decreasing to approximately 40 dBuV/m at 2500 MHz. A red horizontal line at 74 dB is labeled 'PEAK_BE_74'. A peak is marked at 2484.8 MHz.</p> <table border="1"> <thead> <tr> <th>Limit</th> <th>Margin</th> <th>Read</th> <th>Ant</th> <th>Cable</th> <th>Preamp</th> <th>APos</th> <th>TPos</th> <th>Remark</th> </tr> <tr> <th>Freq</th> <th>Level</th> <th>Line</th> <th>(dB)</th> <th>Level</th> <th>Factor</th> <th>Loss</th> <th>Factor</th> <th></th> </tr> <tr> <th>MHz</th> <th>dBuV/m</th> <th>dBuV/m</th> <th>dB</th> <th>dB/m</th> <th>dB</th> <th>dB</th> <th>cm</th> <th>deg</th> </tr> </thead> <tbody> <tr> <td>1</td> <td>2484.04</td> <td>54.57</td> <td>74.00</td> <td>-19.43</td> <td>52.00</td> <td>30.70</td> <td>5.46</td> <td>33.59</td> <td>180 297 PEAK</td> </tr> </tbody> </table>	Limit	Margin	Read	Ant	Cable	Preamp	APos	TPos	Remark	Freq	Level	Line	(dB)	Level	Factor	Loss	Factor		MHz	dBuV/m	dBuV/m	dB	dB/m	dB	dB	cm	deg	1	2484.04	54.57	74.00	-19.43	52.00	30.70	5.46	33.59	180 297 PEAK	 <p>Level (dBuV/m) vs Frequency (MHz) plot for Fundamental polarization. The plot shows a signal level starting at 105.0 dBuV/m at 2462 MHz and decreasing to approximately 40 dBuV/m at 2500 MHz. A red horizontal line at 74 dB is labeled 'PEAK_74'. A peak is marked at 2462.00 MHz.</p> <table border="1"> <thead> <tr> <th>Limit</th> <th>Margin</th> <th>Read</th> <th>Ant</th> <th>Cable</th> <th>Preamp</th> <th>APos</th> <th>TPos</th> <th>Remark</th> </tr> <tr> <th>Freq</th> <th>Level</th> <th>Line</th> <th>(dB)</th> <th>Level</th> <th>Factor</th> <th>Loss</th> <th>Factor</th> <th></th> </tr> <tr> <th>MHz</th> <th>dBuV/m</th> <th>dBuV/m</th> <th>dB</th> <th>dB/m</th> <th>dB</th> <th>dB</th> <th>cm</th> <th>deg</th> </tr> </thead> <tbody> <tr> <td>1</td> <td>2462.00</td> <td>106.17</td> <td>-----</td> <td>-----</td> <td>103.60</td> <td>30.71</td> <td>5.44</td> <td>33.58</td> <td>180 297 PEAK</td> </tr> </tbody> </table>	Limit	Margin	Read	Ant	Cable	Preamp	APos	TPos	Remark	Freq	Level	Line	(dB)	Level	Factor	Loss	Factor		MHz	dBuV/m	dBuV/m	dB	dB/m	dB	dB	cm	deg	1	2462.00	106.17	-----	-----	103.60	30.71	5.44	33.58	180 297 PEAK
	Limit	Margin	Read	Ant	Cable	Preamp	APos	TPos	Remark																																																																			
Freq	Level	Line	(dB)	Level	Factor	Loss	Factor																																																																					
MHz	dBuV/m	dBuV/m	dB	dB/m	dB	dB	cm	deg																																																																				
1	2484.04	54.57	74.00	-19.43	52.00	30.70	5.46	33.59	180 297 PEAK																																																																			
Limit	Margin	Read	Ant	Cable	Preamp	APos	TPos	Remark																																																																				
Freq	Level	Line	(dB)	Level	Factor	Loss	Factor																																																																					
MHz	dBuV/m	dBuV/m	dB	dB/m	dB	dB	cm	deg																																																																				
1	2462.00	106.17	-----	-----	103.60	30.71	5.44	33.58	180 297 PEAK																																																																			
Avg	 <p>Level (dBuV/m) vs Frequency (MHz) plot for Average Vertical polarization. The plot shows a signal level starting at 105.0 dBuV/m at 2462 MHz and decreasing to approximately 40 dBuV/m at 2500 MHz. A red horizontal line at 54 dB is labeled 'AVG_BE_54'. A peak is marked at 2487.00 MHz.</p> <table border="1"> <thead> <tr> <th>Limit</th> <th>Margin</th> <th>Read</th> <th>Ant</th> <th>Cable</th> <th>Preamp</th> <th>APos</th> <th>TPos</th> <th>Remark</th> </tr> <tr> <th>Freq</th> <th>Level</th> <th>Line</th> <th>(dB)</th> <th>Level</th> <th>Factor</th> <th>Loss</th> <th>Factor</th> <th></th> </tr> <tr> <th>MHz</th> <th>dBuV/m</th> <th>dBuV/m</th> <th>dB</th> <th>dB/m</th> <th>dB</th> <th>dB</th> <th>cm</th> <th>deg</th> </tr> </thead> <tbody> <tr> <td>1</td> <td>2487.00</td> <td>42.68</td> <td>54.00</td> <td>-11.32</td> <td>40.11</td> <td>30.70</td> <td>5.46</td> <td>33.59</td> <td>180 297 AVERAGE</td> </tr> </tbody> </table>	Limit	Margin	Read	Ant	Cable	Preamp	APos	TPos	Remark	Freq	Level	Line	(dB)	Level	Factor	Loss	Factor		MHz	dBuV/m	dBuV/m	dB	dB/m	dB	dB	cm	deg	1	2487.00	42.68	54.00	-11.32	40.11	30.70	5.46	33.59	180 297 AVERAGE	 <p>Level (dBuV/m) vs Frequency (MHz) plot for Average Fundamental polarization. The plot shows a signal level starting at 105.0 dBuV/m at 2462 MHz and decreasing to approximately 40 dBuV/m at 2500 MHz. A red horizontal line at 54 dB is labeled 'AVG_54'. A peak is marked at 2462.00 MHz.</p> <table border="1"> <thead> <tr> <th>Limit</th> <th>Margin</th> <th>Read</th> <th>Ant</th> <th>Cable</th> <th>Preamp</th> <th>APos</th> <th>TPos</th> <th>Remark</th> </tr> <tr> <th>Freq</th> <th>Level</th> <th>Line</th> <th>(dB)</th> <th>Level</th> <th>Factor</th> <th>Loss</th> <th>Factor</th> <th></th> </tr> <tr> <th>MHz</th> <th>dBuV/m</th> <th>dBuV/m</th> <th>dB</th> <th>dB/m</th> <th>dB</th> <th>dB</th> <th>cm</th> <th>deg</th> </tr> </thead> <tbody> <tr> <td>1</td> <td>2462.00</td> <td>103.55</td> <td>-----</td> <td>-----</td> <td>100.98</td> <td>30.71</td> <td>5.44</td> <td>33.58</td> <td>180 297 AVERAGE</td> </tr> </tbody> </table>	Limit	Margin	Read	Ant	Cable	Preamp	APos	TPos	Remark	Freq	Level	Line	(dB)	Level	Factor	Loss	Factor		MHz	dBuV/m	dBuV/m	dB	dB/m	dB	dB	cm	deg	1	2462.00	103.55	-----	-----	100.98	30.71	5.44	33.58	180 297 AVERAGE
Limit	Margin	Read	Ant	Cable	Preamp	APos	TPos	Remark																																																																				
Freq	Level	Line	(dB)	Level	Factor	Loss	Factor																																																																					
MHz	dBuV/m	dBuV/m	dB	dB/m	dB	dB	cm	deg																																																																				
1	2487.00	42.68	54.00	-11.32	40.11	30.70	5.46	33.59	180 297 AVERAGE																																																																			
Limit	Margin	Read	Ant	Cable	Preamp	APos	TPos	Remark																																																																				
Freq	Level	Line	(dB)	Level	Factor	Loss	Factor																																																																					
MHz	dBuV/m	dBuV/m	dB	dB/m	dB	dB	cm	deg																																																																				
1	2462.00	103.55	-----	-----	100.98	30.71	5.44	33.58	180 297 AVERAGE																																																																			



Mode	12																																																																																																													
	Harmonic																																																																																																													
	2400-2483.5_802.11b_CH11_2462MHz																																																																																																													
Pol.	Horizontal	Vertical																																																																																																												
Peak Avg	<table border="1"> <thead> <tr> <th>Freq</th> <th>Level</th> <th>Limit</th> <th>Line</th> <th>Margin</th> <th>Read</th> <th>Ant</th> <th>Cable</th> <th>Preamp</th> <th>APos</th> <th>TPos</th> <th>Remark</th> </tr> <tr> <th>MHz</th> <th>dBuV/m</th> <th>dBuV/m</th> <th>dB</th> <th>dBuV</th> <th>dB/m</th> <th>dB</th> <th>dB</th> <th>cm</th> <th>deg</th> <th></th> <th></th> </tr> </thead> <tbody> <tr> <td>1</td> <td>4924.00</td> <td>41.77</td> <td>74.00</td> <td>-32.23</td> <td>62.07</td> <td>36.02</td> <td>8.57</td> <td>64.89</td> <td>---</td> <td>---</td> <td>Peak</td> </tr> <tr> <td>2</td> <td>7386.00</td> <td>44.80</td> <td>74.00</td> <td>-29.20</td> <td>62.63</td> <td>36.85</td> <td>10.18</td> <td>64.86</td> <td>---</td> <td>---</td> <td>Peak</td> </tr> </tbody> </table>	Freq	Level	Limit	Line	Margin	Read	Ant	Cable	Preamp	APos	TPos	Remark	MHz	dBuV/m	dBuV/m	dB	dBuV	dB/m	dB	dB	cm	deg			1	4924.00	41.77	74.00	-32.23	62.07	36.02	8.57	64.89	---	---	Peak	2	7386.00	44.80	74.00	-29.20	62.63	36.85	10.18	64.86	---	---	Peak	<table border="1"> <thead> <tr> <th>Freq</th> <th>Level</th> <th>Limit</th> <th>Line</th> <th>Margin</th> <th>Read</th> <th>Ant</th> <th>Cable</th> <th>Preamp</th> <th>APos</th> <th>TPos</th> <th>Remark</th> </tr> <tr> <th>MHz</th> <th>dBuV/m</th> <th>dBuV/m</th> <th>dB</th> <th>dBuV</th> <th>dB/m</th> <th>dB</th> <th>dB</th> <th>cm</th> <th>deg</th> <th></th> <th></th> </tr> </thead> <tbody> <tr> <td>1</td> <td>4924.00</td> <td>43.28</td> <td>74.00</td> <td>-30.72</td> <td>63.58</td> <td>36.02</td> <td>8.57</td> <td>64.89</td> <td>100</td> <td>198</td> <td>Peak</td> </tr> <tr> <td>2</td> <td>4924.00</td> <td>36.10</td> <td>54.00</td> <td>-17.90</td> <td>56.40</td> <td>36.02</td> <td>8.57</td> <td>64.89</td> <td>100</td> <td>198</td> <td>Average</td> </tr> <tr> <td>3</td> <td>7386.00</td> <td>44.37</td> <td>74.00</td> <td>-29.63</td> <td>62.20</td> <td>36.85</td> <td>10.18</td> <td>64.86</td> <td>---</td> <td>---</td> <td>Peak</td> </tr> </tbody> </table>	Freq	Level	Limit	Line	Margin	Read	Ant	Cable	Preamp	APos	TPos	Remark	MHz	dBuV/m	dBuV/m	dB	dBuV	dB/m	dB	dB	cm	deg			1	4924.00	43.28	74.00	-30.72	63.58	36.02	8.57	64.89	100	198	Peak	2	4924.00	36.10	54.00	-17.90	56.40	36.02	8.57	64.89	100	198	Average	3	7386.00	44.37	74.00	-29.63	62.20	36.85	10.18	64.86	---	---	Peak
	Freq	Level	Limit	Line	Margin	Read	Ant	Cable	Preamp	APos	TPos	Remark																																																																																																		
MHz	dBuV/m	dBuV/m	dB	dBuV	dB/m	dB	dB	cm	deg																																																																																																					
1	4924.00	41.77	74.00	-32.23	62.07	36.02	8.57	64.89	---	---	Peak																																																																																																			
2	7386.00	44.80	74.00	-29.20	62.63	36.85	10.18	64.86	---	---	Peak																																																																																																			
Freq	Level	Limit	Line	Margin	Read	Ant	Cable	Preamp	APos	TPos	Remark																																																																																																			
MHz	dBuV/m	dBuV/m	dB	dBuV	dB/m	dB	dB	cm	deg																																																																																																					
1	4924.00	43.28	74.00	-30.72	63.58	36.02	8.57	64.89	100	198	Peak																																																																																																			
2	4924.00	36.10	54.00	-17.90	56.40	36.02	8.57	64.89	100	198	Average																																																																																																			
3	7386.00	44.37	74.00	-29.63	62.20	36.85	10.18	64.86	---	---	Peak																																																																																																			



Mode		13																																																																																
		Band Edge																																																																																
		2400-2483.5_802.11g_CH01_2412MHz																																																																																
Pol.	Horizontal	Fundamental																																																																																
Peak	<p>Date: 2024-06-24</p> <table border="1"> <thead> <tr> <th>Limit</th> <th>Margin</th> <th>Read</th> <th>Ant</th> <th>Cable</th> <th>Preamp</th> <th>APos</th> <th>TPos</th> <th>Remark</th> </tr> <tr> <th>Freq</th> <th>Level</th> <th>Line</th> <th>(dB)</th> <th>Level</th> <th>Factor</th> <th>Loss</th> <th>Factor</th> <th></th> </tr> <tr> <th>MHz</th> <th>dBuV/m</th> <th>dBuV/m</th> <th></th> <th>dBuV</th> <th>dB/m</th> <th>dB</th> <th>dB</th> <th>cm</th> <th>deg</th> </tr> </thead> <tbody> <tr> <td>1</td> <td>2389.30</td> <td>49.63</td> <td>74.00</td> <td>-24.37</td> <td>47.08</td> <td>30.72</td> <td>5.36</td> <td>33.53</td> <td>100</td> <td>300</td> <td>PEAK</td> </tr> </tbody> </table>	Limit	Margin	Read	Ant	Cable	Preamp	APos	TPos	Remark	Freq	Level	Line	(dB)	Level	Factor	Loss	Factor		MHz	dBuV/m	dBuV/m		dBuV	dB/m	dB	dB	cm	deg	1	2389.30	49.63	74.00	-24.37	47.08	30.72	5.36	33.53	100	300	PEAK	<p>Date: 2024-06-24</p> <table border="1"> <thead> <tr> <th>Limit</th> <th>Margin</th> <th>Read</th> <th>Ant</th> <th>Cable</th> <th>Preamp</th> <th>APos</th> <th>TPos</th> <th>Remark</th> </tr> <tr> <th>Freq</th> <th>Level</th> <th>Line</th> <th>(dB)</th> <th>Level</th> <th>Factor</th> <th>Loss</th> <th>Factor</th> <th></th> </tr> <tr> <th>MHz</th> <th>dBuV/m</th> <th>dBuV/m</th> <th></th> <th>dBuV</th> <th>dB/m</th> <th>dB</th> <th>dB</th> <th>cm</th> <th>deg</th> </tr> </thead> <tbody> <tr> <td>1</td> <td>2412.00</td> <td>96.70</td> <td>-----</td> <td>-----</td> <td>94.15</td> <td>30.72</td> <td>5.38</td> <td>33.55</td> <td>100</td> <td>300</td> <td>PEAK</td> </tr> </tbody> </table>	Limit	Margin	Read	Ant	Cable	Preamp	APos	TPos	Remark	Freq	Level	Line	(dB)	Level	Factor	Loss	Factor		MHz	dBuV/m	dBuV/m		dBuV	dB/m	dB	dB	cm	deg	1	2412.00	96.70	-----	-----	94.15	30.72	5.38	33.55	100	300	PEAK
	Limit	Margin	Read	Ant	Cable	Preamp	APos	TPos	Remark																																																																									
Freq	Level	Line	(dB)	Level	Factor	Loss	Factor																																																																											
MHz	dBuV/m	dBuV/m		dBuV	dB/m	dB	dB	cm	deg																																																																									
1	2389.30	49.63	74.00	-24.37	47.08	30.72	5.36	33.53	100	300	PEAK																																																																							
Limit	Margin	Read	Ant	Cable	Preamp	APos	TPos	Remark																																																																										
Freq	Level	Line	(dB)	Level	Factor	Loss	Factor																																																																											
MHz	dBuV/m	dBuV/m		dBuV	dB/m	dB	dB	cm	deg																																																																									
1	2412.00	96.70	-----	-----	94.15	30.72	5.38	33.55	100	300	PEAK																																																																							
Avg	<p>Date: 2024-06-24</p> <table border="1"> <thead> <tr> <th>Limit</th> <th>Margin</th> <th>Read</th> <th>Ant</th> <th>Cable</th> <th>Preamp</th> <th>APos</th> <th>TPos</th> <th>Remark</th> </tr> <tr> <th>Freq</th> <th>Level</th> <th>Line</th> <th>(dB)</th> <th>Level</th> <th>Factor</th> <th>Loss</th> <th>Factor</th> <th></th> </tr> <tr> <th>MHz</th> <th>dBuV/m</th> <th>dBuV/m</th> <th></th> <th>dBuV</th> <th>dB/m</th> <th>dB</th> <th>dB</th> <th>cm</th> <th>deg</th> </tr> </thead> <tbody> <tr> <td>1</td> <td>2389.95</td> <td>37.37</td> <td>54.00</td> <td>-16.63</td> <td>34.82</td> <td>30.72</td> <td>5.36</td> <td>33.53</td> <td>100</td> <td>300</td> <td>AVERAGE</td> </tr> </tbody> </table>	Limit	Margin	Read	Ant	Cable	Preamp	APos	TPos	Remark	Freq	Level	Line	(dB)	Level	Factor	Loss	Factor		MHz	dBuV/m	dBuV/m		dBuV	dB/m	dB	dB	cm	deg	1	2389.95	37.37	54.00	-16.63	34.82	30.72	5.36	33.53	100	300	AVERAGE	<p>Date: 2024-06-24</p> <table border="1"> <thead> <tr> <th>Limit</th> <th>Margin</th> <th>Read</th> <th>Ant</th> <th>Cable</th> <th>Preamp</th> <th>APos</th> <th>TPos</th> <th>Remark</th> </tr> <tr> <th>Freq</th> <th>Level</th> <th>Line</th> <th>(dB)</th> <th>Level</th> <th>Factor</th> <th>Loss</th> <th>Factor</th> <th></th> </tr> <tr> <th>MHz</th> <th>dBuV/m</th> <th>dBuV/m</th> <th></th> <th>dBuV</th> <th>dB/m</th> <th>dB</th> <th>dB</th> <th>cm</th> <th>deg</th> </tr> </thead> <tbody> <tr> <td>1</td> <td>2412.00</td> <td>89.24</td> <td>-----</td> <td>-----</td> <td>86.69</td> <td>30.72</td> <td>5.38</td> <td>33.55</td> <td>100</td> <td>300</td> <td>AVERAGE</td> </tr> </tbody> </table>	Limit	Margin	Read	Ant	Cable	Preamp	APos	TPos	Remark	Freq	Level	Line	(dB)	Level	Factor	Loss	Factor		MHz	dBuV/m	dBuV/m		dBuV	dB/m	dB	dB	cm	deg	1	2412.00	89.24	-----	-----	86.69	30.72	5.38	33.55	100	300	AVERAGE
Limit	Margin	Read	Ant	Cable	Preamp	APos	TPos	Remark																																																																										
Freq	Level	Line	(dB)	Level	Factor	Loss	Factor																																																																											
MHz	dBuV/m	dBuV/m		dBuV	dB/m	dB	dB	cm	deg																																																																									
1	2389.95	37.37	54.00	-16.63	34.82	30.72	5.36	33.53	100	300	AVERAGE																																																																							
Limit	Margin	Read	Ant	Cable	Preamp	APos	TPos	Remark																																																																										
Freq	Level	Line	(dB)	Level	Factor	Loss	Factor																																																																											
MHz	dBuV/m	dBuV/m		dBuV	dB/m	dB	dB	cm	deg																																																																									
1	2412.00	89.24	-----	-----	86.69	30.72	5.38	33.55	100	300	AVERAGE																																																																							



Mode	13																																																																															
	Band Edge																																																																															
	2400-2483.5_802.11g_CH01_2412MHz																																																																															
Pol.	Vertical	Fundamental																																																																														
Peak	<p>Date: 2024-06-24</p> <table border="1"> <thead> <tr> <th>Limit</th> <th>Margin</th> <th>Read</th> <th>Ant</th> <th>Cable</th> <th>Preamp</th> <th>APos</th> <th>TPos</th> <th>Remark</th> </tr> <tr> <th>Freq</th> <th>Level</th> <th>Line</th> <th>(dB)</th> <th>Level</th> <th>Factor</th> <th>Loss</th> <th>Factor</th> <th></th> </tr> <tr> <th>MHz</th> <th>dBuV/m</th> <th>dBuV/m</th> <th>dB</th> <th>dB/m</th> <th>dB</th> <th>dB</th> <th>cm</th> <th>deg</th> </tr> </thead> <tbody> <tr> <td>1</td> <td>2389.30</td> <td>54.17</td> <td>74.00</td> <td>-19.83</td> <td>51.62</td> <td>30.72</td> <td>5.36</td> <td>33.53</td> <td>200</td> <td>301</td> <td>PEAK</td> </tr> </tbody> </table>	Limit	Margin	Read	Ant	Cable	Preamp	APos	TPos	Remark	Freq	Level	Line	(dB)	Level	Factor	Loss	Factor		MHz	dBuV/m	dBuV/m	dB	dB/m	dB	dB	cm	deg	1	2389.30	54.17	74.00	-19.83	51.62	30.72	5.36	33.53	200	301	PEAK	<p>Date: 2024-06-24</p> <table border="1"> <thead> <tr> <th>Limit</th> <th>Margin</th> <th>Read</th> <th>Ant</th> <th>Cable</th> <th>Preamp</th> <th>APos</th> <th>TPos</th> <th>Remark</th> </tr> <tr> <th>Freq</th> <th>Level</th> <th>Line</th> <th>(dB)</th> <th>Level</th> <th>Factor</th> <th>Loss</th> <th>Factor</th> <th></th> </tr> <tr> <th>MHz</th> <th>dBuV/m</th> <th>dBuV/m</th> <th>dB</th> <th>dB/m</th> <th>dB</th> <th>dB</th> <th>cm</th> <th>deg</th> </tr> </thead> <tbody> <tr> <td>1</td> <td>2412.00</td> <td>102.27</td> <td>-----</td> <td>-----</td> <td>99.72</td> <td>30.72</td> <td>5.37</td> <td>33.54</td> <td>200</td> <td>301</td> <td>PEAK</td> </tr> </tbody> </table>	Limit	Margin	Read	Ant	Cable	Preamp	APos	TPos	Remark	Freq	Level	Line	(dB)	Level	Factor	Loss	Factor		MHz	dBuV/m	dBuV/m	dB	dB/m	dB	dB	cm	deg	1	2412.00	102.27	-----	-----	99.72	30.72	5.37	33.54	200	301	PEAK
Limit	Margin	Read	Ant	Cable	Preamp	APos	TPos	Remark																																																																								
Freq	Level	Line	(dB)	Level	Factor	Loss	Factor																																																																									
MHz	dBuV/m	dBuV/m	dB	dB/m	dB	dB	cm	deg																																																																								
1	2389.30	54.17	74.00	-19.83	51.62	30.72	5.36	33.53	200	301	PEAK																																																																					
Limit	Margin	Read	Ant	Cable	Preamp	APos	TPos	Remark																																																																								
Freq	Level	Line	(dB)	Level	Factor	Loss	Factor																																																																									
MHz	dBuV/m	dBuV/m	dB	dB/m	dB	dB	cm	deg																																																																								
1	2412.00	102.27	-----	-----	99.72	30.72	5.37	33.54	200	301	PEAK																																																																					
Avg	<p>Date: 2024-06-24</p> <table border="1"> <thead> <tr> <th>Limit</th> <th>Margin</th> <th>Read</th> <th>Ant</th> <th>Cable</th> <th>Preamp</th> <th>APos</th> <th>TPos</th> <th>Remark</th> </tr> <tr> <th>Freq</th> <th>Level</th> <th>Line</th> <th>(dB)</th> <th>Level</th> <th>Factor</th> <th>Loss</th> <th>Factor</th> <th></th> </tr> <tr> <th>MHz</th> <th>dBuV/m</th> <th>dBuV/m</th> <th>dB</th> <th>dB/m</th> <th>dB</th> <th>dB</th> <th>cm</th> <th>deg</th> </tr> </thead> <tbody> <tr> <td>1</td> <td>2389.95</td> <td>41.08</td> <td>54.00</td> <td>-12.92</td> <td>38.53</td> <td>30.72</td> <td>5.36</td> <td>33.53</td> <td>200</td> <td>301</td> <td>AVERAGE</td> </tr> </tbody> </table>	Limit	Margin	Read	Ant	Cable	Preamp	APos	TPos	Remark	Freq	Level	Line	(dB)	Level	Factor	Loss	Factor		MHz	dBuV/m	dBuV/m	dB	dB/m	dB	dB	cm	deg	1	2389.95	41.08	54.00	-12.92	38.53	30.72	5.36	33.53	200	301	AVERAGE	<p>Date: 2024-06-24</p> <table border="1"> <thead> <tr> <th>Limit</th> <th>Margin</th> <th>Read</th> <th>Ant</th> <th>Cable</th> <th>Preamp</th> <th>APos</th> <th>TPos</th> <th>Remark</th> </tr> <tr> <th>Freq</th> <th>Level</th> <th>Line</th> <th>(dB)</th> <th>Level</th> <th>Factor</th> <th>Loss</th> <th>Factor</th> <th></th> </tr> <tr> <th>MHz</th> <th>dBuV/m</th> <th>dBuV/m</th> <th>dB</th> <th>dB/m</th> <th>dB</th> <th>dB</th> <th>cm</th> <th>deg</th> </tr> </thead> <tbody> <tr> <td>1</td> <td>2412.00</td> <td>95.21</td> <td>-----</td> <td>-----</td> <td>92.66</td> <td>30.72</td> <td>5.38</td> <td>33.55</td> <td>200</td> <td>301</td> <td>AVERAGE</td> </tr> </tbody> </table>	Limit	Margin	Read	Ant	Cable	Preamp	APos	TPos	Remark	Freq	Level	Line	(dB)	Level	Factor	Loss	Factor		MHz	dBuV/m	dBuV/m	dB	dB/m	dB	dB	cm	deg	1	2412.00	95.21	-----	-----	92.66	30.72	5.38	33.55	200	301	AVERAGE
Limit	Margin	Read	Ant	Cable	Preamp	APos	TPos	Remark																																																																								
Freq	Level	Line	(dB)	Level	Factor	Loss	Factor																																																																									
MHz	dBuV/m	dBuV/m	dB	dB/m	dB	dB	cm	deg																																																																								
1	2389.95	41.08	54.00	-12.92	38.53	30.72	5.36	33.53	200	301	AVERAGE																																																																					
Limit	Margin	Read	Ant	Cable	Preamp	APos	TPos	Remark																																																																								
Freq	Level	Line	(dB)	Level	Factor	Loss	Factor																																																																									
MHz	dBuV/m	dBuV/m	dB	dB/m	dB	dB	cm	deg																																																																								
1	2412.00	95.21	-----	-----	92.66	30.72	5.38	33.55	200	301	AVERAGE																																																																					



Mode	13																																																																							
	Harmonic																																																																							
	2400-2483.5_802.11g_CH01_2412MHz																																																																							
Pol.	Horizontal	Vertical																																																																						
Peak Avg	<p>Horizontal Peak Avg plot showing Level (dBuV/m) vs Frequency (MHz). The plot includes a blue signal line, a red horizontal limit line at 74.00 dBuV/m, and a red horizontal average line at 54.00 dBuV/m. A peak is marked at 4824.00 MHz. Date: 2024-06-25.</p> <table border="1"> <thead> <tr> <th>Limit</th> <th>Read</th> <th>Ant</th> <th>Cable</th> <th>Preamp</th> <th>APos</th> <th>TPos</th> <th>Remark</th> </tr> <tr> <th>Freq</th> <th>Level</th> <th>Line</th> <th>Margin</th> <th>Level</th> <th>Factor</th> <th>Loss Factor</th> <th></th> </tr> <tr> <th>MHz</th> <th>dBuV/m</th> <th>dBuV/m</th> <th>dB</th> <th>dBuV</th> <th>dB/m</th> <th>dB</th> <th>cm</th> <th>deg</th> </tr> </thead> <tbody> <tr> <td>1</td> <td>4824.00</td> <td>42.34</td> <td>74.00</td> <td>-31.66</td> <td>62.53</td> <td>35.78</td> <td>8.88</td> <td>64.85</td> <td>--- --- Peak</td> </tr> </tbody> </table>	Limit	Read	Ant	Cable	Preamp	APos	TPos	Remark	Freq	Level	Line	Margin	Level	Factor	Loss Factor		MHz	dBuV/m	dBuV/m	dB	dBuV	dB/m	dB	cm	deg	1	4824.00	42.34	74.00	-31.66	62.53	35.78	8.88	64.85	--- --- Peak	<p>Vertical Peak Avg plot showing Level (dBuV/m) vs Frequency (MHz). The plot includes a blue signal line, a red horizontal limit line at 74.00 dBuV/m, and a red horizontal average line at 54.00 dBuV/m. A peak is marked at 4824.00 MHz. Date: 2024-06-25.</p> <table border="1"> <thead> <tr> <th>Limit</th> <th>Read</th> <th>Ant</th> <th>Cable</th> <th>Preamp</th> <th>APos</th> <th>TPos</th> <th>Remark</th> </tr> <tr> <th>Freq</th> <th>Level</th> <th>Line</th> <th>Margin</th> <th>Level</th> <th>Factor</th> <th>Loss Factor</th> <th></th> </tr> <tr> <th>MHz</th> <th>dBuV/m</th> <th>dBuV/m</th> <th>dB</th> <th>dBuV</th> <th>dB/m</th> <th>dB</th> <th>cm</th> <th>deg</th> </tr> </thead> <tbody> <tr> <td>1</td> <td>4824.00</td> <td>42.80</td> <td>74.00</td> <td>-31.20</td> <td>62.99</td> <td>35.78</td> <td>8.88</td> <td>64.85</td> <td>--- --- Peak</td> </tr> </tbody> </table>	Limit	Read	Ant	Cable	Preamp	APos	TPos	Remark	Freq	Level	Line	Margin	Level	Factor	Loss Factor		MHz	dBuV/m	dBuV/m	dB	dBuV	dB/m	dB	cm	deg	1	4824.00	42.80	74.00	-31.20	62.99	35.78	8.88	64.85	--- --- Peak
	Limit	Read	Ant	Cable	Preamp	APos	TPos	Remark																																																																
Freq	Level	Line	Margin	Level	Factor	Loss Factor																																																																		
MHz	dBuV/m	dBuV/m	dB	dBuV	dB/m	dB	cm	deg																																																																
1	4824.00	42.34	74.00	-31.66	62.53	35.78	8.88	64.85	--- --- Peak																																																															
Limit	Read	Ant	Cable	Preamp	APos	TPos	Remark																																																																	
Freq	Level	Line	Margin	Level	Factor	Loss Factor																																																																		
MHz	dBuV/m	dBuV/m	dB	dBuV	dB/m	dB	cm	deg																																																																
1	4824.00	42.80	74.00	-31.20	62.99	35.78	8.88	64.85	--- --- Peak																																																															



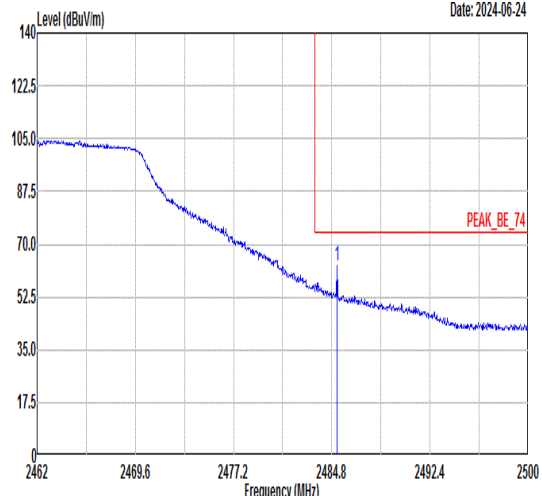
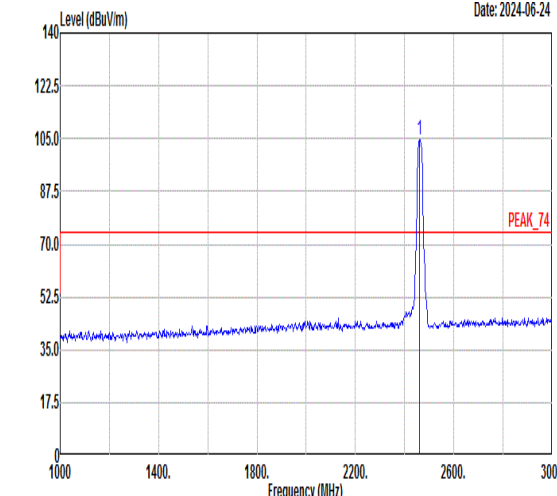
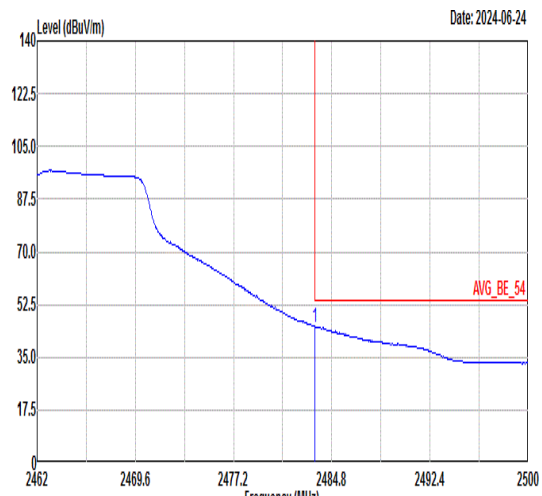
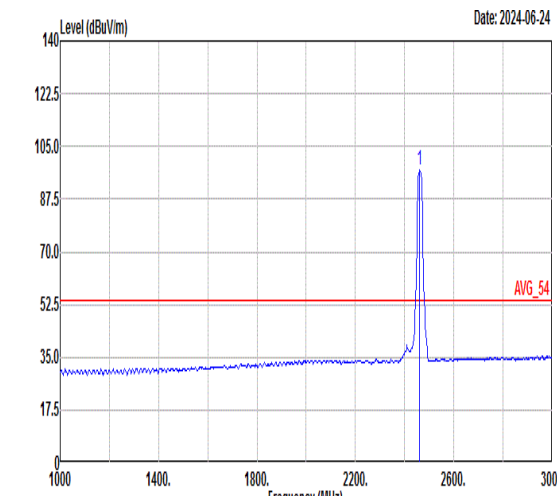


Mode	14																																																																																																											
	Harmonic																																																																																																											
	2400-2483.5_802.11g_CH06_2437MHz																																																																																																											
Pol.	Horizontal	Vertical																																																																																																										
Peak Avg	<p>Date: 2024-06-25</p> <table border="1"> <thead> <tr> <th colspan="2">Limit</th> <th colspan="2">Read</th> <th>Ant</th> <th>Cable</th> <th>Preamp</th> <th>APos</th> <th>TPos</th> <th rowspan="2">Remark</th> </tr> <tr> <th>Freq</th> <th>Level</th> <th>Line</th> <th>Margin</th> <th>Level</th> <th>Factor</th> <th>Loss</th> <th>Factor</th> <th></th> </tr> <tr> <th>MHz</th> <th>dBuV/m</th> <th>dBuV/m</th> <th>dB</th> <th>dBuV</th> <th>dB/m</th> <th>dB</th> <th>dB</th> <th>cm</th> <th>deg</th> </tr> </thead> <tbody> <tr> <td>1</td> <td>4874.00</td> <td>43.11</td> <td>74.00</td> <td>-30.89</td> <td>63.36</td> <td>35.90</td> <td>8.72</td> <td>64.87</td> <td>---</td> <td>---</td> <td>Peak</td> </tr> <tr> <td>2</td> <td>7311.00</td> <td>46.31</td> <td>74.00</td> <td>-27.69</td> <td>64.11</td> <td>36.88</td> <td>10.18</td> <td>64.86</td> <td>---</td> <td>---</td> <td>Peak</td> </tr> </tbody> </table>	Limit		Read		Ant	Cable	Preamp	APos	TPos	Remark	Freq	Level	Line	Margin	Level	Factor	Loss	Factor		MHz	dBuV/m	dBuV/m	dB	dBuV	dB/m	dB	dB	cm	deg	1	4874.00	43.11	74.00	-30.89	63.36	35.90	8.72	64.87	---	---	Peak	2	7311.00	46.31	74.00	-27.69	64.11	36.88	10.18	64.86	---	---	Peak	<p>Date: 2024-06-25</p> <table border="1"> <thead> <tr> <th colspan="2">Limit</th> <th colspan="2">Read</th> <th>Ant</th> <th>Cable</th> <th>Preamp</th> <th>APos</th> <th>TPos</th> <th rowspan="2">Remark</th> </tr> <tr> <th>Freq</th> <th>Level</th> <th>Line</th> <th>Margin</th> <th>Level</th> <th>Factor</th> <th>Loss</th> <th>Factor</th> <th></th> </tr> <tr> <th>MHz</th> <th>dBuV/m</th> <th>dBuV/m</th> <th>dB</th> <th>dBuV</th> <th>dB/m</th> <th>dB</th> <th>dB</th> <th>cm</th> <th>deg</th> </tr> </thead> <tbody> <tr> <td>1</td> <td>4874.00</td> <td>42.97</td> <td>74.00</td> <td>-31.03</td> <td>63.22</td> <td>35.90</td> <td>8.72</td> <td>64.87</td> <td>---</td> <td>---</td> <td>Peak</td> </tr> <tr> <td>2</td> <td>7311.00</td> <td>44.31</td> <td>74.00</td> <td>-29.69</td> <td>62.11</td> <td>36.88</td> <td>10.18</td> <td>64.86</td> <td>---</td> <td>---</td> <td>Peak</td> </tr> </tbody> </table>	Limit		Read		Ant	Cable	Preamp	APos	TPos	Remark	Freq	Level	Line	Margin	Level	Factor	Loss	Factor		MHz	dBuV/m	dBuV/m	dB	dBuV	dB/m	dB	dB	cm	deg	1	4874.00	42.97	74.00	-31.03	63.22	35.90	8.72	64.87	---	---	Peak	2	7311.00	44.31	74.00	-29.69	62.11	36.88	10.18	64.86	---	---	Peak
	Limit		Read		Ant	Cable	Preamp	APos	TPos	Remark																																																																																																		
Freq	Level	Line	Margin	Level	Factor	Loss	Factor																																																																																																					
MHz	dBuV/m	dBuV/m	dB	dBuV	dB/m	dB	dB	cm	deg																																																																																																			
1	4874.00	43.11	74.00	-30.89	63.36	35.90	8.72	64.87	---	---	Peak																																																																																																	
2	7311.00	46.31	74.00	-27.69	64.11	36.88	10.18	64.86	---	---	Peak																																																																																																	
Limit		Read		Ant	Cable	Preamp	APos	TPos	Remark																																																																																																			
Freq	Level	Line	Margin	Level	Factor	Loss	Factor																																																																																																					
MHz	dBuV/m	dBuV/m	dB	dBuV	dB/m	dB	dB	cm	deg																																																																																																			
1	4874.00	42.97	74.00	-31.03	63.22	35.90	8.72	64.87	---	---	Peak																																																																																																	
2	7311.00	44.31	74.00	-29.69	62.11	36.88	10.18	64.86	---	---	Peak																																																																																																	



		15																																																																															
Mode	Band Edge																																																																																
	2400-2483.5_802.11g_CH11_2462MHz																																																																																
Pol.	Horizontal		Fundamental																																																																														
Peak																																																																																	
	<table border="1"> <thead> <tr> <th>Limit</th> <th>Margin</th> <th>Read</th> <th>Ant</th> <th>Cable</th> <th>Preamp</th> <th>APos</th> <th>TPos</th> <th>Remark</th> </tr> <tr> <th>Freq</th> <th>Level</th> <th>Line</th> <th>(dB)</th> <th>Level</th> <th>Factor</th> <th>Loss</th> <th>Factor</th> <th></th> </tr> <tr> <th>MHz</th> <th>dBuV/m</th> <th>dBuV/m</th> <th>dB</th> <th>dB/m</th> <th>dB</th> <th>dB</th> <th>cm</th> <th>deg</th> </tr> </thead> <tbody> <tr> <td>1</td> <td>2483.93</td> <td>48.78</td> <td>74.00</td> <td>-25.22</td> <td>46.21</td> <td>30.70</td> <td>5.46</td> <td>33.59</td> <td>100</td> <td>300</td> <td>PEAK</td> </tr> </tbody> </table>		Limit	Margin	Read	Ant	Cable	Preamp	APos	TPos	Remark	Freq	Level	Line	(dB)	Level	Factor	Loss	Factor		MHz	dBuV/m	dBuV/m	dB	dB/m	dB	dB	cm	deg	1	2483.93	48.78	74.00	-25.22	46.21	30.70	5.46	33.59	100	300	PEAK	<table border="1"> <thead> <tr> <th>Limit</th> <th>Margin</th> <th>Read</th> <th>Ant</th> <th>Cable</th> <th>Preamp</th> <th>APos</th> <th>TPos</th> <th>Remark</th> </tr> <tr> <th>Freq</th> <th>Level</th> <th>Line</th> <th>(dB)</th> <th>Level</th> <th>Factor</th> <th>Loss</th> <th>Factor</th> <th></th> </tr> <tr> <th>MHz</th> <th>dBuV/m</th> <th>dBuV/m</th> <th>dB</th> <th>dB/m</th> <th>dB</th> <th>dB</th> <th>cm</th> <th>deg</th> </tr> </thead> <tbody> <tr> <td>1</td> <td>2462.00</td> <td>96.23</td> <td>-----</td> <td>-----</td> <td>93.67</td> <td>30.71</td> <td>5.43</td> <td>33.58</td> <td>100</td> <td>300</td> <td>PEAK</td> </tr> </tbody> </table>		Limit	Margin	Read	Ant	Cable	Preamp	APos	TPos	Remark	Freq	Level	Line	(dB)	Level	Factor	Loss	Factor		MHz	dBuV/m	dBuV/m	dB	dB/m	dB	dB	cm	deg	1	2462.00	96.23	-----	-----	93.67	30.71	5.43	33.58	100	300
Limit	Margin	Read	Ant	Cable	Preamp	APos	TPos	Remark																																																																									
Freq	Level	Line	(dB)	Level	Factor	Loss	Factor																																																																										
MHz	dBuV/m	dBuV/m	dB	dB/m	dB	dB	cm	deg																																																																									
1	2483.93	48.78	74.00	-25.22	46.21	30.70	5.46	33.59	100	300	PEAK																																																																						
Limit	Margin	Read	Ant	Cable	Preamp	APos	TPos	Remark																																																																									
Freq	Level	Line	(dB)	Level	Factor	Loss	Factor																																																																										
MHz	dBuV/m	dBuV/m	dB	dB/m	dB	dB	cm	deg																																																																									
1	2462.00	96.23	-----	-----	93.67	30.71	5.43	33.58	100	300	PEAK																																																																						
Avg																																																																																	
	<table border="1"> <thead> <tr> <th>Limit</th> <th>Margin</th> <th>Read</th> <th>Ant</th> <th>Cable</th> <th>Preamp</th> <th>APos</th> <th>TPos</th> <th>Remark</th> </tr> <tr> <th>Freq</th> <th>Level</th> <th>Line</th> <th>(dB)</th> <th>Level</th> <th>Factor</th> <th>Loss</th> <th>Factor</th> <th></th> </tr> <tr> <th>MHz</th> <th>dBuV/m</th> <th>dBuV/m</th> <th>dB</th> <th>dB/m</th> <th>dB</th> <th>dB</th> <th>cm</th> <th>deg</th> </tr> </thead> <tbody> <tr> <td>1</td> <td>2483.51</td> <td>37.52</td> <td>54.00</td> <td>-16.48</td> <td>34.95</td> <td>30.70</td> <td>5.46</td> <td>33.59</td> <td>100</td> <td>300</td> <td>AVERAGE</td> </tr> </tbody> </table>		Limit	Margin	Read	Ant	Cable	Preamp	APos	TPos	Remark	Freq	Level	Line	(dB)	Level	Factor	Loss	Factor		MHz	dBuV/m	dBuV/m	dB	dB/m	dB	dB	cm	deg	1	2483.51	37.52	54.00	-16.48	34.95	30.70	5.46	33.59	100	300	AVERAGE	<table border="1"> <thead> <tr> <th>Limit</th> <th>Margin</th> <th>Read</th> <th>Ant</th> <th>Cable</th> <th>Preamp</th> <th>APos</th> <th>TPos</th> <th>Remark</th> </tr> <tr> <th>Freq</th> <th>Level</th> <th>Line</th> <th>(dB)</th> <th>Level</th> <th>Factor</th> <th>Loss</th> <th>Factor</th> <th></th> </tr> <tr> <th>MHz</th> <th>dBuV/m</th> <th>dBuV/m</th> <th>dB</th> <th>dB/m</th> <th>dB</th> <th>dB</th> <th>cm</th> <th>deg</th> </tr> </thead> <tbody> <tr> <td>1</td> <td>2462.00</td> <td>88.79</td> <td>-----</td> <td>-----</td> <td>86.22</td> <td>30.71</td> <td>5.44</td> <td>33.58</td> <td>100</td> <td>300</td> <td>AVERAGE</td> </tr> </tbody> </table>		Limit	Margin	Read	Ant	Cable	Preamp	APos	TPos	Remark	Freq	Level	Line	(dB)	Level	Factor	Loss	Factor		MHz	dBuV/m	dBuV/m	dB	dB/m	dB	dB	cm	deg	1	2462.00	88.79	-----	-----	86.22	30.71	5.44	33.58	100	300
Limit	Margin	Read	Ant	Cable	Preamp	APos	TPos	Remark																																																																									
Freq	Level	Line	(dB)	Level	Factor	Loss	Factor																																																																										
MHz	dBuV/m	dBuV/m	dB	dB/m	dB	dB	cm	deg																																																																									
1	2483.51	37.52	54.00	-16.48	34.95	30.70	5.46	33.59	100	300	AVERAGE																																																																						
Limit	Margin	Read	Ant	Cable	Preamp	APos	TPos	Remark																																																																									
Freq	Level	Line	(dB)	Level	Factor	Loss	Factor																																																																										
MHz	dBuV/m	dBuV/m	dB	dB/m	dB	dB	cm	deg																																																																									
1	2462.00	88.79	-----	-----	86.22	30.71	5.44	33.58	100	300	AVERAGE																																																																						



		15																																																																													
Mode	Band Edge																																																																														
	2400-2483.5_802.11g_CH11_2462MHz																																																																														
Pol.	Vertical		Fundamental																																																																												
Peak	 <p>Level (dBuV/m) vs Frequency (MHz). Date: 2024-06-24. Peak at 2484.8 MHz labeled PEAK_BE_74.</p> <table border="1"> <thead> <tr> <th>Limit</th> <th>Margin</th> <th>Read</th> <th>Ant</th> <th>Cable</th> <th>Preamp</th> <th>Apos</th> <th>TPos</th> <th>Remark</th> </tr> <tr> <th>Freq</th> <th>Level</th> <th>Line</th> <th>(dB)</th> <th>Level</th> <th>Factor</th> <th>Loss</th> <th>Factor</th> <th></th> </tr> <tr> <th>MHz</th> <th>dBuV/m</th> <th>dBuV/m</th> <th>dB</th> <th>dBuV</th> <th>dB/m</th> <th>dB</th> <th>dB</th> <th>cm</th> <th>deg</th> </tr> </thead> <tbody> <tr> <td>1</td> <td>2485.22</td> <td>62.90</td> <td>-11.10</td> <td>60.33</td> <td>30.70</td> <td>5.46</td> <td>33.59</td> <td>179</td> <td>299 PEAK</td> </tr> </tbody> </table>		Limit	Margin	Read	Ant	Cable	Preamp	Apos	TPos	Remark	Freq	Level	Line	(dB)	Level	Factor	Loss	Factor		MHz	dBuV/m	dBuV/m	dB	dBuV	dB/m	dB	dB	cm	deg	1	2485.22	62.90	-11.10	60.33	30.70	5.46	33.59	179	299 PEAK	 <p>Level (dBuV/m) vs Frequency (MHz). Date: 2024-06-24. Peak at 2462.00 MHz labeled PEAK_74.</p> <table border="1"> <thead> <tr> <th>Limit</th> <th>Margin</th> <th>Read</th> <th>Ant</th> <th>Cable</th> <th>Preamp</th> <th>Apos</th> <th>TPos</th> <th>Remark</th> </tr> <tr> <th>Freq</th> <th>Level</th> <th>Line</th> <th>(dB)</th> <th>Level</th> <th>Factor</th> <th>Loss</th> <th>Factor</th> <th></th> </tr> <tr> <th>MHz</th> <th>dBuV/m</th> <th>dBuV/m</th> <th>dB</th> <th>dBuV</th> <th>dB/m</th> <th>dB</th> <th>dB</th> <th>cm</th> <th>deg</th> </tr> </thead> <tbody> <tr> <td>1</td> <td>2462.00</td> <td>104.72</td> <td>-----</td> <td>102.16</td> <td>30.71</td> <td>5.43</td> <td>33.58</td> <td>179</td> <td>299 PEAK</td> </tr> </tbody> </table>	Limit	Margin	Read	Ant	Cable	Preamp	Apos	TPos	Remark	Freq	Level	Line	(dB)	Level	Factor	Loss	Factor		MHz	dBuV/m	dBuV/m	dB	dBuV	dB/m	dB	dB	cm	deg	1	2462.00	104.72	-----	102.16	30.71	5.43	33.58	179	299 PEAK
	Limit	Margin	Read	Ant	Cable	Preamp	Apos	TPos	Remark																																																																						
Freq	Level	Line	(dB)	Level	Factor	Loss	Factor																																																																								
MHz	dBuV/m	dBuV/m	dB	dBuV	dB/m	dB	dB	cm	deg																																																																						
1	2485.22	62.90	-11.10	60.33	30.70	5.46	33.59	179	299 PEAK																																																																						
Limit	Margin	Read	Ant	Cable	Preamp	Apos	TPos	Remark																																																																							
Freq	Level	Line	(dB)	Level	Factor	Loss	Factor																																																																								
MHz	dBuV/m	dBuV/m	dB	dBuV	dB/m	dB	dB	cm	deg																																																																						
1	2462.00	104.72	-----	102.16	30.71	5.43	33.58	179	299 PEAK																																																																						
Avg	 <p>Level (dBuV/m) vs Frequency (MHz). Date: 2024-06-24. Average at 2483.51 MHz labeled AVG_BE_54.</p> <table border="1"> <thead> <tr> <th>Limit</th> <th>Margin</th> <th>Read</th> <th>Ant</th> <th>Cable</th> <th>Preamp</th> <th>Apos</th> <th>TPos</th> <th>Remark</th> </tr> <tr> <th>Freq</th> <th>Level</th> <th>Line</th> <th>(dB)</th> <th>Level</th> <th>Factor</th> <th>Loss</th> <th>Factor</th> <th></th> </tr> <tr> <th>MHz</th> <th>dBuV/m</th> <th>dBuV/m</th> <th>dB</th> <th>dBuV</th> <th>dB/m</th> <th>dB</th> <th>dB</th> <th>cm</th> <th>deg</th> </tr> </thead> <tbody> <tr> <td>1</td> <td>2483.51</td> <td>45.16</td> <td>-8.84</td> <td>42.59</td> <td>30.70</td> <td>5.46</td> <td>33.59</td> <td>179</td> <td>299 AVERAGE</td> </tr> </tbody> </table>		Limit	Margin	Read	Ant	Cable	Preamp	Apos	TPos	Remark	Freq	Level	Line	(dB)	Level	Factor	Loss	Factor		MHz	dBuV/m	dBuV/m	dB	dBuV	dB/m	dB	dB	cm	deg	1	2483.51	45.16	-8.84	42.59	30.70	5.46	33.59	179	299 AVERAGE	 <p>Level (dBuV/m) vs Frequency (MHz). Date: 2024-06-24. Average at 2462.00 MHz labeled AVG_54.</p> <table border="1"> <thead> <tr> <th>Limit</th> <th>Margin</th> <th>Read</th> <th>Ant</th> <th>Cable</th> <th>Preamp</th> <th>Apos</th> <th>TPos</th> <th>Remark</th> </tr> <tr> <th>Freq</th> <th>Level</th> <th>Line</th> <th>(dB)</th> <th>Level</th> <th>Factor</th> <th>Loss</th> <th>Factor</th> <th></th> </tr> <tr> <th>MHz</th> <th>dBuV/m</th> <th>dBuV/m</th> <th>dB</th> <th>dBuV</th> <th>dB/m</th> <th>dB</th> <th>dB</th> <th>cm</th> <th>deg</th> </tr> </thead> <tbody> <tr> <td>1</td> <td>2462.00</td> <td>97.07</td> <td>-----</td> <td>94.50</td> <td>30.71</td> <td>5.44</td> <td>33.58</td> <td>179</td> <td>299 AVERAGE</td> </tr> </tbody> </table>	Limit	Margin	Read	Ant	Cable	Preamp	Apos	TPos	Remark	Freq	Level	Line	(dB)	Level	Factor	Loss	Factor		MHz	dBuV/m	dBuV/m	dB	dBuV	dB/m	dB	dB	cm	deg	1	2462.00	97.07	-----	94.50	30.71	5.44	33.58	179	299 AVERAGE
Limit	Margin	Read	Ant	Cable	Preamp	Apos	TPos	Remark																																																																							
Freq	Level	Line	(dB)	Level	Factor	Loss	Factor																																																																								
MHz	dBuV/m	dBuV/m	dB	dBuV	dB/m	dB	dB	cm	deg																																																																						
1	2483.51	45.16	-8.84	42.59	30.70	5.46	33.59	179	299 AVERAGE																																																																						
Limit	Margin	Read	Ant	Cable	Preamp	Apos	TPos	Remark																																																																							
Freq	Level	Line	(dB)	Level	Factor	Loss	Factor																																																																								
MHz	dBuV/m	dBuV/m	dB	dBuV	dB/m	dB	dB	cm	deg																																																																						
1	2462.00	97.07	-----	94.50	30.71	5.44	33.58	179	299 AVERAGE																																																																						



Mode	15																																																																																																							
	Harmonic																																																																																																							
	2400-2483.5_802.11g_CH11_2462MHz																																																																																																							
Pol.	Horizontal	Vertical																																																																																																						
Peak Avg	<p>Date: 2024-06-28</p> <table border="1"> <thead> <tr> <th colspan="2">Limit</th> <th>Read</th> <th>Ant</th> <th>Cable</th> <th>Preamp</th> <th>APos</th> <th>TPos</th> <th rowspan="2">Remark</th> </tr> <tr> <th>Freq</th> <th>Level</th> <th>Line</th> <th>Margin</th> <th>Level</th> <th>Factor</th> <th>Loss</th> <th>Factor</th> </tr> <tr> <th>MHz</th> <th>dBuV/m</th> <th>dBuV/m</th> <th>dB</th> <th>dBuV</th> <th>dB/m</th> <th>dB</th> <th>dB</th> <th>cm</th> <th>deg</th> </tr> </thead> <tbody> <tr> <td>1</td> <td>4924.00</td> <td>41.43</td> <td>74.00</td> <td>-32.57</td> <td>61.73</td> <td>36.02</td> <td>8.57</td> <td>64.89</td> <td>---</td> <td>---</td> <td>Peak</td> </tr> <tr> <td>2</td> <td>7386.00</td> <td>44.41</td> <td>74.00</td> <td>-29.59</td> <td>62.24</td> <td>36.85</td> <td>10.18</td> <td>64.86</td> <td>---</td> <td>---</td> <td>Peak</td> </tr> </tbody> </table>	Limit		Read	Ant	Cable	Preamp	APos	TPos	Remark	Freq	Level	Line	Margin	Level	Factor	Loss	Factor	MHz	dBuV/m	dBuV/m	dB	dBuV	dB/m	dB	dB	cm	deg	1	4924.00	41.43	74.00	-32.57	61.73	36.02	8.57	64.89	---	---	Peak	2	7386.00	44.41	74.00	-29.59	62.24	36.85	10.18	64.86	---	---	Peak	<p>Date: 2024-06-28</p> <table border="1"> <thead> <tr> <th colspan="2">Limit</th> <th>Read</th> <th>Ant</th> <th>Cable</th> <th>Preamp</th> <th>APos</th> <th>TPos</th> <th rowspan="2">Remark</th> </tr> <tr> <th>Freq</th> <th>Level</th> <th>Line</th> <th>Margin</th> <th>Level</th> <th>Factor</th> <th>Loss</th> <th>Factor</th> </tr> <tr> <th>MHz</th> <th>dBuV/m</th> <th>dBuV/m</th> <th>dB</th> <th>dBuV</th> <th>dB/m</th> <th>dB</th> <th>dB</th> <th>cm</th> <th>deg</th> </tr> </thead> <tbody> <tr> <td>1</td> <td>4924.00</td> <td>43.30</td> <td>74.00</td> <td>-30.70</td> <td>63.60</td> <td>36.02</td> <td>8.57</td> <td>64.89</td> <td>---</td> <td>---</td> <td>Peak</td> </tr> <tr> <td>2</td> <td>7386.00</td> <td>46.21</td> <td>74.00</td> <td>-27.79</td> <td>64.04</td> <td>36.85</td> <td>10.18</td> <td>64.86</td> <td>---</td> <td>---</td> <td>Peak</td> </tr> </tbody> </table>	Limit		Read	Ant	Cable	Preamp	APos	TPos	Remark	Freq	Level	Line	Margin	Level	Factor	Loss	Factor	MHz	dBuV/m	dBuV/m	dB	dBuV	dB/m	dB	dB	cm	deg	1	4924.00	43.30	74.00	-30.70	63.60	36.02	8.57	64.89	---	---	Peak	2	7386.00	46.21	74.00	-27.79	64.04	36.85	10.18	64.86	---	---	Peak
	Limit		Read	Ant	Cable	Preamp	APos	TPos	Remark																																																																																															
Freq	Level	Line	Margin	Level	Factor	Loss	Factor																																																																																																	
MHz	dBuV/m	dBuV/m	dB	dBuV	dB/m	dB	dB	cm	deg																																																																																															
1	4924.00	41.43	74.00	-32.57	61.73	36.02	8.57	64.89	---	---	Peak																																																																																													
2	7386.00	44.41	74.00	-29.59	62.24	36.85	10.18	64.86	---	---	Peak																																																																																													
Limit		Read	Ant	Cable	Preamp	APos	TPos	Remark																																																																																																
Freq	Level	Line	Margin	Level	Factor	Loss	Factor																																																																																																	
MHz	dBuV/m	dBuV/m	dB	dBuV	dB/m	dB	dB	cm	deg																																																																																															
1	4924.00	43.30	74.00	-30.70	63.60	36.02	8.57	64.89	---	---	Peak																																																																																													
2	7386.00	46.21	74.00	-27.79	64.04	36.85	10.18	64.86	---	---	Peak																																																																																													



Mode		16																																																																																
		Band Edge																																																																																
		2400-2483.5_802.11n_HT20_CH01_2412MHz																																																																																
Pol.	Horizontal	Fundamental																																																																																
Peak	<p>Date: 2024-06-24</p> <table border="1"> <thead> <tr> <th>Limit</th> <th>Margin</th> <th>Read</th> <th>Ant</th> <th>Cable</th> <th>Preamp</th> <th>APos</th> <th>TPos</th> <th>Remark</th> </tr> <tr> <th>Freq</th> <th>Level</th> <th>Line</th> <th>(dB)</th> <th>Level</th> <th>Factor</th> <th>Loss</th> <th>Factor</th> <th></th> </tr> <tr> <th>MHz</th> <th>dBuV/m</th> <th>dBuV/m</th> <th></th> <th>dB</th> <th>dB/m</th> <th>dB</th> <th>dB</th> <th>cm</th> <th>deg</th> </tr> </thead> <tbody> <tr> <td>1</td> <td>2389.69</td> <td>48.45</td> <td>74.00</td> <td>-25.55</td> <td>45.90</td> <td>30.72</td> <td>5.36</td> <td>33.53</td> <td>112</td> <td>300</td> <td>PEAK</td> </tr> </tbody> </table>	Limit	Margin	Read	Ant	Cable	Preamp	APos	TPos	Remark	Freq	Level	Line	(dB)	Level	Factor	Loss	Factor		MHz	dBuV/m	dBuV/m		dB	dB/m	dB	dB	cm	deg	1	2389.69	48.45	74.00	-25.55	45.90	30.72	5.36	33.53	112	300	PEAK	<p>Date: 2024-06-24</p> <table border="1"> <thead> <tr> <th>Limit</th> <th>Margin</th> <th>Read</th> <th>Ant</th> <th>Cable</th> <th>Preamp</th> <th>APos</th> <th>TPos</th> <th>Remark</th> </tr> <tr> <th>Freq</th> <th>Level</th> <th>Line</th> <th>(dB)</th> <th>Level</th> <th>Factor</th> <th>Loss</th> <th>Factor</th> <th></th> </tr> <tr> <th>MHz</th> <th>dBuV/m</th> <th>dBuV/m</th> <th></th> <th>dB</th> <th>dB/m</th> <th>dB</th> <th>dB</th> <th>cm</th> <th>deg</th> </tr> </thead> <tbody> <tr> <td>1</td> <td>2412.00</td> <td>95.69</td> <td>-----</td> <td>-----</td> <td>93.14</td> <td>30.72</td> <td>5.38</td> <td>33.55</td> <td>112</td> <td>300</td> <td>PEAK</td> </tr> </tbody> </table>	Limit	Margin	Read	Ant	Cable	Preamp	APos	TPos	Remark	Freq	Level	Line	(dB)	Level	Factor	Loss	Factor		MHz	dBuV/m	dBuV/m		dB	dB/m	dB	dB	cm	deg	1	2412.00	95.69	-----	-----	93.14	30.72	5.38	33.55	112	300	PEAK
	Limit	Margin	Read	Ant	Cable	Preamp	APos	TPos	Remark																																																																									
Freq	Level	Line	(dB)	Level	Factor	Loss	Factor																																																																											
MHz	dBuV/m	dBuV/m		dB	dB/m	dB	dB	cm	deg																																																																									
1	2389.69	48.45	74.00	-25.55	45.90	30.72	5.36	33.53	112	300	PEAK																																																																							
Limit	Margin	Read	Ant	Cable	Preamp	APos	TPos	Remark																																																																										
Freq	Level	Line	(dB)	Level	Factor	Loss	Factor																																																																											
MHz	dBuV/m	dBuV/m		dB	dB/m	dB	dB	cm	deg																																																																									
1	2412.00	95.69	-----	-----	93.14	30.72	5.38	33.55	112	300	PEAK																																																																							
Avg	<p>Date: 2024-06-24</p> <table border="1"> <thead> <tr> <th>Limit</th> <th>Margin</th> <th>Read</th> <th>Ant</th> <th>Cable</th> <th>Preamp</th> <th>APos</th> <th>TPos</th> <th>Remark</th> </tr> <tr> <th>Freq</th> <th>Level</th> <th>Line</th> <th>(dB)</th> <th>Level</th> <th>Factor</th> <th>Loss</th> <th>Factor</th> <th></th> </tr> <tr> <th>MHz</th> <th>dBuV/m</th> <th>dBuV/m</th> <th></th> <th>dB</th> <th>dB/m</th> <th>dB</th> <th>dB</th> <th>cm</th> <th>deg</th> </tr> </thead> <tbody> <tr> <td>1</td> <td>2389.82</td> <td>38.10</td> <td>54.00</td> <td>-15.90</td> <td>35.55</td> <td>30.72</td> <td>5.36</td> <td>33.53</td> <td>112</td> <td>300</td> <td>AVERAGE</td> </tr> </tbody> </table>	Limit	Margin	Read	Ant	Cable	Preamp	APos	TPos	Remark	Freq	Level	Line	(dB)	Level	Factor	Loss	Factor		MHz	dBuV/m	dBuV/m		dB	dB/m	dB	dB	cm	deg	1	2389.82	38.10	54.00	-15.90	35.55	30.72	5.36	33.53	112	300	AVERAGE	<p>Date: 2024-06-24</p> <table border="1"> <thead> <tr> <th>Limit</th> <th>Margin</th> <th>Read</th> <th>Ant</th> <th>Cable</th> <th>Preamp</th> <th>APos</th> <th>TPos</th> <th>Remark</th> </tr> <tr> <th>Freq</th> <th>Level</th> <th>Line</th> <th>(dB)</th> <th>Level</th> <th>Factor</th> <th>Loss</th> <th>Factor</th> <th></th> </tr> <tr> <th>MHz</th> <th>dBuV/m</th> <th>dBuV/m</th> <th></th> <th>dB</th> <th>dB/m</th> <th>dB</th> <th>dB</th> <th>cm</th> <th>deg</th> </tr> </thead> <tbody> <tr> <td>1</td> <td>2412.00</td> <td>88.02</td> <td>-----</td> <td>-----</td> <td>85.47</td> <td>30.72</td> <td>5.38</td> <td>33.55</td> <td>112</td> <td>300</td> <td>AVERAGE</td> </tr> </tbody> </table>	Limit	Margin	Read	Ant	Cable	Preamp	APos	TPos	Remark	Freq	Level	Line	(dB)	Level	Factor	Loss	Factor		MHz	dBuV/m	dBuV/m		dB	dB/m	dB	dB	cm	deg	1	2412.00	88.02	-----	-----	85.47	30.72	5.38	33.55	112	300	AVERAGE
Limit	Margin	Read	Ant	Cable	Preamp	APos	TPos	Remark																																																																										
Freq	Level	Line	(dB)	Level	Factor	Loss	Factor																																																																											
MHz	dBuV/m	dBuV/m		dB	dB/m	dB	dB	cm	deg																																																																									
1	2389.82	38.10	54.00	-15.90	35.55	30.72	5.36	33.53	112	300	AVERAGE																																																																							
Limit	Margin	Read	Ant	Cable	Preamp	APos	TPos	Remark																																																																										
Freq	Level	Line	(dB)	Level	Factor	Loss	Factor																																																																											
MHz	dBuV/m	dBuV/m		dB	dB/m	dB	dB	cm	deg																																																																									
1	2412.00	88.02	-----	-----	85.47	30.72	5.38	33.55	112	300	AVERAGE																																																																							



Mode		16																																																																														
		Band Edge																																																																														
		2400-2483.5_802.11n_HT20_CH01_2412MHz																																																																														
Pol.	Vertical	Fundamental																																																																														
Peak	<p>Date: 2024-06-24</p> <table border="1"> <thead> <tr> <th>Limit</th> <th>Margin</th> <th>Read</th> <th>Ant</th> <th>Cable</th> <th>Preamp</th> <th>APos</th> <th>TPos</th> <th>Remark</th> </tr> <tr> <th>Freq</th> <th>Level</th> <th>Line</th> <th>(dB)</th> <th>Level</th> <th>Factor</th> <th>Loss</th> <th>Factor</th> <th></th> </tr> <tr> <th>MHz</th> <th>dBuV/m</th> <th>dBuV/m</th> <th>dB</th> <th>dB</th> <th>dB</th> <th>dB</th> <th>cm</th> <th>deg</th> </tr> </thead> <tbody> <tr> <td>1</td> <td>2388.91</td> <td>53.12</td> <td>74.00</td> <td>-20.88</td> <td>50.57</td> <td>30.72</td> <td>5.36</td> <td>33.53</td> <td>100</td> <td>121</td> <td>PEAK</td> </tr> </tbody> </table>	Limit	Margin	Read	Ant	Cable	Preamp	APos	TPos	Remark	Freq	Level	Line	(dB)	Level	Factor	Loss	Factor		MHz	dBuV/m	dBuV/m	dB	dB	dB	dB	cm	deg	1	2388.91	53.12	74.00	-20.88	50.57	30.72	5.36	33.53	100	121	PEAK	<p>Date: 2024-06-24</p> <table border="1"> <thead> <tr> <th>Limit</th> <th>Margin</th> <th>Read</th> <th>Ant</th> <th>Cable</th> <th>Preamp</th> <th>APos</th> <th>TPos</th> <th>Remark</th> </tr> <tr> <th>Freq</th> <th>Level</th> <th>Line</th> <th>(dB)</th> <th>Level</th> <th>Factor</th> <th>Loss</th> <th>Factor</th> <th></th> </tr> <tr> <th>MHz</th> <th>dBuV/m</th> <th>dBuV/m</th> <th>dB</th> <th>dB</th> <th>dB</th> <th>dB</th> <th>cm</th> <th>deg</th> </tr> </thead> <tbody> <tr> <td>1</td> <td>2412.00</td> <td>100.52</td> <td>-----</td> <td>-----</td> <td>97.97</td> <td>30.72</td> <td>5.38</td> <td>33.55</td> <td>100</td> <td>121</td> <td>PEAK</td> </tr> </tbody> </table>	Limit	Margin	Read	Ant	Cable	Preamp	APos	TPos	Remark	Freq	Level	Line	(dB)	Level	Factor	Loss	Factor		MHz	dBuV/m	dBuV/m	dB	dB	dB	dB	cm	deg	1	2412.00	100.52	-----	-----	97.97	30.72	5.38	33.55	100	121	PEAK
	Limit	Margin	Read	Ant	Cable	Preamp	APos	TPos	Remark																																																																							
Freq	Level	Line	(dB)	Level	Factor	Loss	Factor																																																																									
MHz	dBuV/m	dBuV/m	dB	dB	dB	dB	cm	deg																																																																								
1	2388.91	53.12	74.00	-20.88	50.57	30.72	5.36	33.53	100	121	PEAK																																																																					
Limit	Margin	Read	Ant	Cable	Preamp	APos	TPos	Remark																																																																								
Freq	Level	Line	(dB)	Level	Factor	Loss	Factor																																																																									
MHz	dBuV/m	dBuV/m	dB	dB	dB	dB	cm	deg																																																																								
1	2412.00	100.52	-----	-----	97.97	30.72	5.38	33.55	100	121	PEAK																																																																					
Avg	<p>Date: 2024-06-24</p> <table border="1"> <thead> <tr> <th>Limit</th> <th>Margin</th> <th>Read</th> <th>Ant</th> <th>Cable</th> <th>Preamp</th> <th>APos</th> <th>TPos</th> <th>Remark</th> </tr> <tr> <th>Freq</th> <th>Level</th> <th>Line</th> <th>(dB)</th> <th>Level</th> <th>Factor</th> <th>Loss</th> <th>Factor</th> <th></th> </tr> <tr> <th>MHz</th> <th>dBuV/m</th> <th>dBuV/m</th> <th>dB</th> <th>dB</th> <th>dB</th> <th>dB</th> <th>cm</th> <th>deg</th> </tr> </thead> <tbody> <tr> <td>1</td> <td>2389.95</td> <td>42.50</td> <td>54.00</td> <td>-11.50</td> <td>39.95</td> <td>30.72</td> <td>5.36</td> <td>33.53</td> <td>100</td> <td>121</td> <td>AVERAGE</td> </tr> </tbody> </table>	Limit	Margin	Read	Ant	Cable	Preamp	APos	TPos	Remark	Freq	Level	Line	(dB)	Level	Factor	Loss	Factor		MHz	dBuV/m	dBuV/m	dB	dB	dB	dB	cm	deg	1	2389.95	42.50	54.00	-11.50	39.95	30.72	5.36	33.53	100	121	AVERAGE	<p>Date: 2024-06-24</p> <table border="1"> <thead> <tr> <th>Limit</th> <th>Margin</th> <th>Read</th> <th>Ant</th> <th>Cable</th> <th>Preamp</th> <th>APos</th> <th>TPos</th> <th>Remark</th> </tr> <tr> <th>Freq</th> <th>Level</th> <th>Line</th> <th>(dB)</th> <th>Level</th> <th>Factor</th> <th>Loss</th> <th>Factor</th> <th></th> </tr> <tr> <th>MHz</th> <th>dBuV/m</th> <th>dBuV/m</th> <th>dB</th> <th>dB</th> <th>dB</th> <th>dB</th> <th>cm</th> <th>deg</th> </tr> </thead> <tbody> <tr> <td>1</td> <td>2412.00</td> <td>93.04</td> <td>-----</td> <td>-----</td> <td>90.49</td> <td>30.72</td> <td>5.38</td> <td>33.55</td> <td>100</td> <td>121</td> <td>AVERAGE</td> </tr> </tbody> </table>	Limit	Margin	Read	Ant	Cable	Preamp	APos	TPos	Remark	Freq	Level	Line	(dB)	Level	Factor	Loss	Factor		MHz	dBuV/m	dBuV/m	dB	dB	dB	dB	cm	deg	1	2412.00	93.04	-----	-----	90.49	30.72	5.38	33.55	100	121	AVERAGE
Limit	Margin	Read	Ant	Cable	Preamp	APos	TPos	Remark																																																																								
Freq	Level	Line	(dB)	Level	Factor	Loss	Factor																																																																									
MHz	dBuV/m	dBuV/m	dB	dB	dB	dB	cm	deg																																																																								
1	2389.95	42.50	54.00	-11.50	39.95	30.72	5.36	33.53	100	121	AVERAGE																																																																					
Limit	Margin	Read	Ant	Cable	Preamp	APos	TPos	Remark																																																																								
Freq	Level	Line	(dB)	Level	Factor	Loss	Factor																																																																									
MHz	dBuV/m	dBuV/m	dB	dB	dB	dB	cm	deg																																																																								
1	2412.00	93.04	-----	-----	90.49	30.72	5.38	33.55	100	121	AVERAGE																																																																					



Mode	16																																													
	Harmonic																																													
	2400-2483.5_802.11n HT20_CH01_2412MHz																																													
Pol.	Horizontal	Vertical																																												
Peak Avg	<p>Limit Read Ant Cable Preamp APos TPos Freq Level Line Margin Level Factor Loss Factor Remark</p> <table border="1"> <thead> <tr> <th>MHz</th> <th>dBuV/m</th> <th>dBuV/m</th> <th>dB</th> <th>dBuV</th> <th>dB/m</th> <th>dB</th> <th>dB</th> <th>cm</th> <th>deg</th> <th>Remark</th> </tr> </thead> <tbody> <tr> <td>1 4824.00</td> <td>42.50</td> <td>74.00</td> <td>-31.50</td> <td>62.69</td> <td>35.78</td> <td>8.88</td> <td>64.85</td> <td>---</td> <td>---</td> <td>Peak</td> </tr> </tbody> </table>	MHz	dBuV/m	dBuV/m	dB	dBuV	dB/m	dB	dB	cm	deg	Remark	1 4824.00	42.50	74.00	-31.50	62.69	35.78	8.88	64.85	---	---	Peak	<p>Limit Read Ant Cable Preamp APos TPos Freq Level Line Margin Level Factor Loss Factor Remark</p> <table border="1"> <thead> <tr> <th>MHz</th> <th>dBuV/m</th> <th>dBuV/m</th> <th>dB</th> <th>dBuV</th> <th>dB/m</th> <th>dB</th> <th>dB</th> <th>cm</th> <th>deg</th> <th>Remark</th> </tr> </thead> <tbody> <tr> <td>1 4824.00</td> <td>43.17</td> <td>74.00</td> <td>-30.83</td> <td>63.36</td> <td>35.78</td> <td>8.88</td> <td>64.85</td> <td>---</td> <td>---</td> <td>Peak</td> </tr> </tbody> </table>	MHz	dBuV/m	dBuV/m	dB	dBuV	dB/m	dB	dB	cm	deg	Remark	1 4824.00	43.17	74.00	-30.83	63.36	35.78	8.88	64.85	---	---	Peak
	MHz	dBuV/m	dBuV/m	dB	dBuV	dB/m	dB	dB	cm	deg	Remark																																			
1 4824.00	42.50	74.00	-31.50	62.69	35.78	8.88	64.85	---	---	Peak																																				
MHz	dBuV/m	dBuV/m	dB	dBuV	dB/m	dB	dB	cm	deg	Remark																																				
1 4824.00	43.17	74.00	-30.83	63.36	35.78	8.88	64.85	---	---	Peak																																				



Mode	17																																																																																																									
	Harmonic																																																																																																									
	2400-2483.5_802.11n HT20_CH06_2437MHz																																																																																																									
Pol.	Horizontal	Vertical																																																																																																								
Peak Avg	<table border="1"> <thead> <tr> <th colspan="2"></th> <th colspan="2">Limit</th> <th colspan="2">Read</th> <th>Ant</th> <th>Cable</th> <th>Preamp</th> <th>APos</th> <th>TPos</th> <th colspan="2">Remark</th> </tr> <tr> <th>MHz</th> <th>dBuV/m</th> <th>dBuV/m</th> <th>dB</th> <th>dBuV</th> <th>dB/m</th> <th>dB</th> <th>dB</th> <th>cm</th> <th>deg</th> <th colspan="3"></th> </tr> </thead> <tbody> <tr> <td>1</td> <td>4874.00</td> <td>43.52</td> <td>74.00</td> <td>-30.48</td> <td>63.77</td> <td>35.90</td> <td>8.72</td> <td>64.87</td> <td>---</td> <td>---</td> <td colspan="2">Peak</td> </tr> <tr> <td>2</td> <td>7311.00</td> <td>45.38</td> <td>74.00</td> <td>-28.62</td> <td>63.18</td> <td>36.88</td> <td>10.18</td> <td>64.86</td> <td>---</td> <td>---</td> <td colspan="2">Peak</td> </tr> </tbody> </table>			Limit		Read		Ant	Cable	Preamp	APos	TPos	Remark		MHz	dBuV/m	dBuV/m	dB	dBuV	dB/m	dB	dB	cm	deg				1	4874.00	43.52	74.00	-30.48	63.77	35.90	8.72	64.87	---	---	Peak		2	7311.00	45.38	74.00	-28.62	63.18	36.88	10.18	64.86	---	---	Peak		<table border="1"> <thead> <tr> <th colspan="2"></th> <th colspan="2">Limit</th> <th colspan="2">Read</th> <th>Ant</th> <th>Cable</th> <th>Preamp</th> <th>APos</th> <th>TPos</th> <th colspan="2">Remark</th> </tr> <tr> <th>MHz</th> <th>dBuV/m</th> <th>dBuV/m</th> <th>dB</th> <th>dBuV</th> <th>dB/m</th> <th>dB</th> <th>dB</th> <th>cm</th> <th>deg</th> <th colspan="3"></th> </tr> </thead> <tbody> <tr> <td>1</td> <td>4874.00</td> <td>43.10</td> <td>74.00</td> <td>-30.90</td> <td>63.35</td> <td>35.90</td> <td>8.72</td> <td>64.87</td> <td>---</td> <td>---</td> <td colspan="2">Peak</td> </tr> <tr> <td>2</td> <td>7311.00</td> <td>44.96</td> <td>74.00</td> <td>-29.04</td> <td>62.76</td> <td>36.88</td> <td>10.18</td> <td>64.86</td> <td>---</td> <td>---</td> <td colspan="2">Peak</td> </tr> </tbody> </table>			Limit		Read		Ant	Cable	Preamp	APos	TPos	Remark		MHz	dBuV/m	dBuV/m	dB	dBuV	dB/m	dB	dB	cm	deg				1	4874.00	43.10	74.00	-30.90	63.35	35.90	8.72	64.87	---	---	Peak		2	7311.00	44.96	74.00	-29.04	62.76	36.88	10.18	64.86	---	---	Peak	
			Limit		Read		Ant	Cable	Preamp	APos	TPos	Remark																																																																																														
MHz	dBuV/m	dBuV/m	dB	dBuV	dB/m	dB	dB	cm	deg																																																																																																	
1	4874.00	43.52	74.00	-30.48	63.77	35.90	8.72	64.87	---	---	Peak																																																																																															
2	7311.00	45.38	74.00	-28.62	63.18	36.88	10.18	64.86	---	---	Peak																																																																																															
		Limit		Read		Ant	Cable	Preamp	APos	TPos	Remark																																																																																															
MHz	dBuV/m	dBuV/m	dB	dBuV	dB/m	dB	dB	cm	deg																																																																																																	
1	4874.00	43.10	74.00	-30.90	63.35	35.90	8.72	64.87	---	---	Peak																																																																																															
2	7311.00	44.96	74.00	-29.04	62.76	36.88	10.18	64.86	---	---	Peak																																																																																															





		18																																																																															
Mode	Band Edge																																																																																
	2400-2483.5_802.11n HT20_CH11_2462MHz																																																																																
Pol.	Horizontal		Fundamental																																																																														
Peak																																																																																	
	<table border="1"> <thead> <tr> <th>Limit</th> <th>Margin</th> <th>Read</th> <th>Ant</th> <th>Cable</th> <th>Preamp</th> <th>Apos</th> <th>TPos</th> <th>Remark</th> </tr> <tr> <th>Freq</th> <th>Level</th> <th>Line</th> <th>(dB)</th> <th>Level</th> <th>Factor</th> <th>Loss</th> <th>Factor</th> <th></th> </tr> <tr> <th>MHz</th> <th>dBuV/m</th> <th>dBuV/m</th> <th>dB</th> <th>dB/m</th> <th>dB</th> <th>dB</th> <th>cm</th> <th>deg</th> </tr> </thead> <tbody> <tr> <td>1</td> <td>2483.62</td> <td>46.23</td> <td>74.00</td> <td>-27.77</td> <td>43.66</td> <td>30.70</td> <td>5.46</td> <td>33.59</td> <td>100</td> <td>297</td> <td>PEAK</td> </tr> </tbody> </table>		Limit	Margin	Read	Ant	Cable	Preamp	Apos	TPos	Remark	Freq	Level	Line	(dB)	Level	Factor	Loss	Factor		MHz	dBuV/m	dBuV/m	dB	dB/m	dB	dB	cm	deg	1	2483.62	46.23	74.00	-27.77	43.66	30.70	5.46	33.59	100	297	PEAK	<table border="1"> <thead> <tr> <th>Limit</th> <th>Margin</th> <th>Read</th> <th>Ant</th> <th>Cable</th> <th>Preamp</th> <th>Apos</th> <th>TPos</th> <th>Remark</th> </tr> <tr> <th>Freq</th> <th>Level</th> <th>Line</th> <th>(dB)</th> <th>Level</th> <th>Factor</th> <th>Loss</th> <th>Factor</th> <th></th> </tr> <tr> <th>MHz</th> <th>dBuV/m</th> <th>dBuV/m</th> <th>dB</th> <th>dB/m</th> <th>dB</th> <th>dB</th> <th>cm</th> <th>deg</th> </tr> </thead> <tbody> <tr> <td>1</td> <td>2462.00</td> <td>92.31</td> <td>-----</td> <td>-----</td> <td>89.74</td> <td>30.71</td> <td>5.44</td> <td>33.58</td> <td>100</td> <td>297</td> <td>PEAK</td> </tr> </tbody> </table>		Limit	Margin	Read	Ant	Cable	Preamp	Apos	TPos	Remark	Freq	Level	Line	(dB)	Level	Factor	Loss	Factor		MHz	dBuV/m	dBuV/m	dB	dB/m	dB	dB	cm	deg	1	2462.00	92.31	-----	-----	89.74	30.71	5.44	33.58	100	297
Limit	Margin	Read	Ant	Cable	Preamp	Apos	TPos	Remark																																																																									
Freq	Level	Line	(dB)	Level	Factor	Loss	Factor																																																																										
MHz	dBuV/m	dBuV/m	dB	dB/m	dB	dB	cm	deg																																																																									
1	2483.62	46.23	74.00	-27.77	43.66	30.70	5.46	33.59	100	297	PEAK																																																																						
Limit	Margin	Read	Ant	Cable	Preamp	Apos	TPos	Remark																																																																									
Freq	Level	Line	(dB)	Level	Factor	Loss	Factor																																																																										
MHz	dBuV/m	dBuV/m	dB	dB/m	dB	dB	cm	deg																																																																									
1	2462.00	92.31	-----	-----	89.74	30.71	5.44	33.58	100	297	PEAK																																																																						
Avg																																																																																	
	<table border="1"> <thead> <tr> <th>Limit</th> <th>Margin</th> <th>Read</th> <th>Ant</th> <th>Cable</th> <th>Preamp</th> <th>Apos</th> <th>TPos</th> <th>Remark</th> </tr> <tr> <th>Freq</th> <th>Level</th> <th>Line</th> <th>(dB)</th> <th>Level</th> <th>Factor</th> <th>Loss</th> <th>Factor</th> <th></th> </tr> <tr> <th>MHz</th> <th>dBuV/m</th> <th>dBuV/m</th> <th>dB</th> <th>dB/m</th> <th>dB</th> <th>dB</th> <th>cm</th> <th>deg</th> </tr> </thead> <tbody> <tr> <td>1</td> <td>2483.70</td> <td>36.05</td> <td>54.00</td> <td>-17.95</td> <td>33.48</td> <td>30.70</td> <td>5.46</td> <td>33.59</td> <td>100</td> <td>297</td> <td>AVERAGE</td> </tr> </tbody> </table>		Limit	Margin	Read	Ant	Cable	Preamp	Apos	TPos	Remark	Freq	Level	Line	(dB)	Level	Factor	Loss	Factor		MHz	dBuV/m	dBuV/m	dB	dB/m	dB	dB	cm	deg	1	2483.70	36.05	54.00	-17.95	33.48	30.70	5.46	33.59	100	297	AVERAGE	<table border="1"> <thead> <tr> <th>Limit</th> <th>Margin</th> <th>Read</th> <th>Ant</th> <th>Cable</th> <th>Preamp</th> <th>Apos</th> <th>TPos</th> <th>Remark</th> </tr> <tr> <th>Freq</th> <th>Level</th> <th>Line</th> <th>(dB)</th> <th>Level</th> <th>Factor</th> <th>Loss</th> <th>Factor</th> <th></th> </tr> <tr> <th>MHz</th> <th>dBuV/m</th> <th>dBuV/m</th> <th>dB</th> <th>dB/m</th> <th>dB</th> <th>dB</th> <th>cm</th> <th>deg</th> </tr> </thead> <tbody> <tr> <td>1</td> <td>2462.00</td> <td>84.98</td> <td>-----</td> <td>-----</td> <td>82.42</td> <td>30.71</td> <td>5.43</td> <td>33.58</td> <td>100</td> <td>297</td> <td>AVERAGE</td> </tr> </tbody> </table>		Limit	Margin	Read	Ant	Cable	Preamp	Apos	TPos	Remark	Freq	Level	Line	(dB)	Level	Factor	Loss	Factor		MHz	dBuV/m	dBuV/m	dB	dB/m	dB	dB	cm	deg	1	2462.00	84.98	-----	-----	82.42	30.71	5.43	33.58	100	297
Limit	Margin	Read	Ant	Cable	Preamp	Apos	TPos	Remark																																																																									
Freq	Level	Line	(dB)	Level	Factor	Loss	Factor																																																																										
MHz	dBuV/m	dBuV/m	dB	dB/m	dB	dB	cm	deg																																																																									
1	2483.70	36.05	54.00	-17.95	33.48	30.70	5.46	33.59	100	297	AVERAGE																																																																						
Limit	Margin	Read	Ant	Cable	Preamp	Apos	TPos	Remark																																																																									
Freq	Level	Line	(dB)	Level	Factor	Loss	Factor																																																																										
MHz	dBuV/m	dBuV/m	dB	dB/m	dB	dB	cm	deg																																																																									
1	2462.00	84.98	-----	-----	82.42	30.71	5.43	33.58	100	297	AVERAGE																																																																						



Mode		18																																																																														
		Band Edge																																																																														
		2400-2483.5_802.11n HT20_CH11_2462MHz																																																																														
Pol.	Vertical	Fundamental																																																																														
Peak	<table border="1"> <thead> <tr> <th>Limit</th> <th>Margin</th> <th>Read</th> <th>Ant</th> <th>Cable</th> <th>Preamp</th> <th>APos</th> <th>TPos</th> <th>Remark</th> </tr> <tr> <th>Freq</th> <th>Level</th> <th>Line</th> <th>(dB)</th> <th>Level</th> <th>Factor</th> <th>Loss</th> <th>Factor</th> <th></th> </tr> <tr> <th>MHz</th> <th>dBuV/m</th> <th>dBuV/m</th> <th>dB</th> <th>dB/m</th> <th>dB</th> <th>dB</th> <th>cm</th> <th>deg</th> </tr> </thead> <tbody> <tr> <td>1</td> <td>2483.51</td> <td>54.10</td> <td>74.00</td> <td>-19.90</td> <td>51.53</td> <td>30.70</td> <td>5.46</td> <td>33.59</td> <td>203</td> <td>296</td> <td>PEAK</td> </tr> </tbody> </table>	Limit	Margin	Read	Ant	Cable	Preamp	APos	TPos	Remark	Freq	Level	Line	(dB)	Level	Factor	Loss	Factor		MHz	dBuV/m	dBuV/m	dB	dB/m	dB	dB	cm	deg	1	2483.51	54.10	74.00	-19.90	51.53	30.70	5.46	33.59	203	296	PEAK	<table border="1"> <thead> <tr> <th>Limit</th> <th>Margin</th> <th>Read</th> <th>Ant</th> <th>Cable</th> <th>Preamp</th> <th>APos</th> <th>TPos</th> <th>Remark</th> </tr> <tr> <th>Freq</th> <th>Level</th> <th>Line</th> <th>(dB)</th> <th>Level</th> <th>Factor</th> <th>Loss</th> <th>Factor</th> <th></th> </tr> <tr> <th>MHz</th> <th>dBuV/m</th> <th>dBuV/m</th> <th>dB</th> <th>dB/m</th> <th>dB</th> <th>dB</th> <th>cm</th> <th>deg</th> </tr> </thead> <tbody> <tr> <td>1</td> <td>2462.00</td> <td>101.37</td> <td>-----</td> <td>-----</td> <td>98.80</td> <td>30.71</td> <td>5.44</td> <td>33.58</td> <td>203</td> <td>296</td> <td>PEAK</td> </tr> </tbody> </table>	Limit	Margin	Read	Ant	Cable	Preamp	APos	TPos	Remark	Freq	Level	Line	(dB)	Level	Factor	Loss	Factor		MHz	dBuV/m	dBuV/m	dB	dB/m	dB	dB	cm	deg	1	2462.00	101.37	-----	-----	98.80	30.71	5.44	33.58	203	296	PEAK
	Limit	Margin	Read	Ant	Cable	Preamp	APos	TPos	Remark																																																																							
Freq	Level	Line	(dB)	Level	Factor	Loss	Factor																																																																									
MHz	dBuV/m	dBuV/m	dB	dB/m	dB	dB	cm	deg																																																																								
1	2483.51	54.10	74.00	-19.90	51.53	30.70	5.46	33.59	203	296	PEAK																																																																					
Limit	Margin	Read	Ant	Cable	Preamp	APos	TPos	Remark																																																																								
Freq	Level	Line	(dB)	Level	Factor	Loss	Factor																																																																									
MHz	dBuV/m	dBuV/m	dB	dB/m	dB	dB	cm	deg																																																																								
1	2462.00	101.37	-----	-----	98.80	30.71	5.44	33.58	203	296	PEAK																																																																					
Avg	<table border="1"> <thead> <tr> <th>Limit</th> <th>Margin</th> <th>Read</th> <th>Ant</th> <th>Cable</th> <th>Preamp</th> <th>APos</th> <th>TPos</th> <th>Remark</th> </tr> <tr> <th>Freq</th> <th>Level</th> <th>Line</th> <th>(dB)</th> <th>Level</th> <th>Factor</th> <th>Loss</th> <th>Factor</th> <th></th> </tr> <tr> <th>MHz</th> <th>dBuV/m</th> <th>dBuV/m</th> <th>dB</th> <th>dB/m</th> <th>dB</th> <th>dB</th> <th>cm</th> <th>deg</th> </tr> </thead> <tbody> <tr> <td>1</td> <td>2483.51</td> <td>43.08</td> <td>54.00</td> <td>-10.92</td> <td>40.51</td> <td>30.70</td> <td>5.46</td> <td>33.59</td> <td>203</td> <td>296</td> <td>AVERAGE</td> </tr> </tbody> </table>	Limit	Margin	Read	Ant	Cable	Preamp	APos	TPos	Remark	Freq	Level	Line	(dB)	Level	Factor	Loss	Factor		MHz	dBuV/m	dBuV/m	dB	dB/m	dB	dB	cm	deg	1	2483.51	43.08	54.00	-10.92	40.51	30.70	5.46	33.59	203	296	AVERAGE	<table border="1"> <thead> <tr> <th>Limit</th> <th>Margin</th> <th>Read</th> <th>Ant</th> <th>Cable</th> <th>Preamp</th> <th>APos</th> <th>TPos</th> <th>Remark</th> </tr> <tr> <th>Freq</th> <th>Level</th> <th>Line</th> <th>(dB)</th> <th>Level</th> <th>Factor</th> <th>Loss</th> <th>Factor</th> <th></th> </tr> <tr> <th>MHz</th> <th>dBuV/m</th> <th>dBuV/m</th> <th>dB</th> <th>dB/m</th> <th>dB</th> <th>dB</th> <th>cm</th> <th>deg</th> </tr> </thead> <tbody> <tr> <td>1</td> <td>2462.00</td> <td>93.93</td> <td>-----</td> <td>-----</td> <td>91.36</td> <td>30.71</td> <td>5.44</td> <td>33.58</td> <td>203</td> <td>296</td> <td>AVERAGE</td> </tr> </tbody> </table>	Limit	Margin	Read	Ant	Cable	Preamp	APos	TPos	Remark	Freq	Level	Line	(dB)	Level	Factor	Loss	Factor		MHz	dBuV/m	dBuV/m	dB	dB/m	dB	dB	cm	deg	1	2462.00	93.93	-----	-----	91.36	30.71	5.44	33.58	203	296	AVERAGE
Limit	Margin	Read	Ant	Cable	Preamp	APos	TPos	Remark																																																																								
Freq	Level	Line	(dB)	Level	Factor	Loss	Factor																																																																									
MHz	dBuV/m	dBuV/m	dB	dB/m	dB	dB	cm	deg																																																																								
1	2483.51	43.08	54.00	-10.92	40.51	30.70	5.46	33.59	203	296	AVERAGE																																																																					
Limit	Margin	Read	Ant	Cable	Preamp	APos	TPos	Remark																																																																								
Freq	Level	Line	(dB)	Level	Factor	Loss	Factor																																																																									
MHz	dBuV/m	dBuV/m	dB	dB/m	dB	dB	cm	deg																																																																								
1	2462.00	93.93	-----	-----	91.36	30.71	5.44	33.58	203	296	AVERAGE																																																																					



Mode	18																																																																																																				
	Harmonic																																																																																																				
	2400-2483.5_802.11n HT20_CH11_2462MHz																																																																																																				
Pol.	Horizontal	Vertical																																																																																																			
Peak Avg	<p>Date: 2024-06-25</p>	<p>Date: 2024-06-25</p>																																																																																																			
	<table border="1"> <thead> <tr> <th rowspan="2">Freq</th> <th colspan="2">Limit</th> <th colspan="2">Read</th> <th rowspan="2">Ant</th> <th rowspan="2">Cable</th> <th rowspan="2">Preamp</th> <th rowspan="2">APos</th> <th rowspan="2">TPos</th> <th rowspan="2">Remark</th> </tr> <tr> <th>Level</th> <th>Line Margin</th> <th>Level</th> <th>Factor</th> </tr> <tr> <th>MHz</th> <th>dBuV/m</th> <th>dBuV/m</th> <th>dB</th> <th>dBuV</th> <th>dB/m</th> <th>dB</th> <th>dB</th> <th>cm</th> <th>deg</th> <th></th> </tr> </thead> <tbody> <tr> <td>1</td> <td>4924.00</td> <td>42.78</td> <td>74.00</td> <td>-31.22</td> <td>63.08</td> <td>36.02</td> <td>8.57</td> <td>64.89</td> <td>---</td> <td>---</td> <td>Peak</td> </tr> <tr> <td>2</td> <td>7386.00</td> <td>44.76</td> <td>74.00</td> <td>-29.24</td> <td>62.59</td> <td>36.85</td> <td>10.18</td> <td>64.86</td> <td>---</td> <td>---</td> <td>Peak</td> </tr> </tbody> </table>	Freq	Limit		Read		Ant	Cable	Preamp	APos	TPos	Remark	Level	Line Margin	Level	Factor	MHz	dBuV/m	dBuV/m	dB	dBuV	dB/m	dB	dB	cm	deg		1	4924.00	42.78	74.00	-31.22	63.08	36.02	8.57	64.89	---	---	Peak	2	7386.00	44.76	74.00	-29.24	62.59	36.85	10.18	64.86	---	---	Peak	<table border="1"> <thead> <tr> <th rowspan="2">Freq</th> <th colspan="2">Limit</th> <th colspan="2">Read</th> <th rowspan="2">Ant</th> <th rowspan="2">Cable</th> <th rowspan="2">Preamp</th> <th rowspan="2">APos</th> <th rowspan="2">TPos</th> <th rowspan="2">Remark</th> </tr> <tr> <th>Level</th> <th>Line Margin</th> <th>Level</th> <th>Factor</th> </tr> <tr> <th>MHz</th> <th>dBuV/m</th> <th>dBuV/m</th> <th>dB</th> <th>dBuV</th> <th>dB/m</th> <th>dB</th> <th>dB</th> <th>cm</th> <th>deg</th> <th></th> </tr> </thead> <tbody> <tr> <td>1</td> <td>4924.00</td> <td>41.68</td> <td>74.00</td> <td>-32.32</td> <td>61.98</td> <td>36.02</td> <td>8.57</td> <td>64.89</td> <td>---</td> <td>---</td> <td>Peak</td> </tr> <tr> <td>2</td> <td>7386.00</td> <td>44.51</td> <td>74.00</td> <td>-29.49</td> <td>62.34</td> <td>36.85</td> <td>10.18</td> <td>64.86</td> <td>---</td> <td>---</td> <td>Peak</td> </tr> </tbody> </table>	Freq	Limit		Read		Ant	Cable	Preamp	APos	TPos	Remark	Level	Line Margin	Level	Factor	MHz	dBuV/m	dBuV/m	dB	dBuV	dB/m	dB	dB	cm	deg		1	4924.00	41.68	74.00	-32.32	61.98	36.02	8.57	64.89	---	---	Peak	2	7386.00	44.51	74.00	-29.49	62.34	36.85	10.18	64.86	---	---
Freq	Limit		Read		Ant	Cable							Preamp	APos	TPos	Remark																																																																																					
	Level	Line Margin	Level	Factor																																																																																																	
MHz	dBuV/m	dBuV/m	dB	dBuV	dB/m	dB	dB	cm	deg																																																																																												
1	4924.00	42.78	74.00	-31.22	63.08	36.02	8.57	64.89	---	---	Peak																																																																																										
2	7386.00	44.76	74.00	-29.24	62.59	36.85	10.18	64.86	---	---	Peak																																																																																										
Freq	Limit		Read		Ant	Cable	Preamp	APos	TPos	Remark																																																																																											
	Level	Line Margin	Level	Factor																																																																																																	
MHz	dBuV/m	dBuV/m	dB	dBuV	dB/m	dB	dB	cm	deg																																																																																												
1	4924.00	41.68	74.00	-32.32	61.98	36.02	8.57	64.89	---	---	Peak																																																																																										
2	7386.00	44.51	74.00	-29.49	62.34	36.85	10.18	64.86	---	---	Peak																																																																																										



Mode		19																																																																																
		Band Edge - L																																																																																
		2400-2483.5_802.11n HT40_CH03_2422MHz																																																																																
Pol.	Horizontal	Fundamental																																																																																
Peak	<p>Date: 2024-06-25</p> <table border="1"> <thead> <tr> <th>Limit</th> <th>Margin</th> <th>Read</th> <th>Ant</th> <th>Cable</th> <th>Preamp</th> <th>APos</th> <th>TPos</th> <th>Remark</th> </tr> <tr> <th>Freq</th> <th>Level</th> <th>Line</th> <th>(dB)</th> <th>Level</th> <th>Factor</th> <th>Loss</th> <th>Factor</th> <th></th> </tr> <tr> <th>MHz</th> <th>dBuV/m</th> <th>dBuV/m</th> <th></th> <th>dBuV</th> <th>dB/m</th> <th>dB</th> <th>dB</th> <th>cm</th> <th>deg</th> </tr> </thead> <tbody> <tr> <td>1</td> <td>2389.86</td> <td>46.07</td> <td>74.00</td> <td>-27.93</td> <td>43.52</td> <td>30.72</td> <td>5.36</td> <td>33.53</td> <td>100</td> <td>299</td> <td>PEAK</td> </tr> </tbody> </table>	Limit	Margin	Read	Ant	Cable	Preamp	APos	TPos	Remark	Freq	Level	Line	(dB)	Level	Factor	Loss	Factor		MHz	dBuV/m	dBuV/m		dBuV	dB/m	dB	dB	cm	deg	1	2389.86	46.07	74.00	-27.93	43.52	30.72	5.36	33.53	100	299	PEAK	<p>Date: 2024-06-25</p> <table border="1"> <thead> <tr> <th>Limit</th> <th>Margin</th> <th>Read</th> <th>Ant</th> <th>Cable</th> <th>Preamp</th> <th>APos</th> <th>TPos</th> <th>Remark</th> </tr> <tr> <th>Freq</th> <th>Level</th> <th>Line</th> <th>(dB)</th> <th>Level</th> <th>Factor</th> <th>Loss</th> <th>Factor</th> <th></th> </tr> <tr> <th>MHz</th> <th>dBuV/m</th> <th>dBuV/m</th> <th></th> <th>dBuV</th> <th>dB/m</th> <th>dB</th> <th>dB</th> <th>cm</th> <th>deg</th> </tr> </thead> <tbody> <tr> <td>1</td> <td>2422.00</td> <td>90.84</td> <td>-----</td> <td>-----</td> <td>88.28</td> <td>30.72</td> <td>5.39</td> <td>33.55</td> <td>100</td> <td>299</td> <td>PEAK</td> </tr> </tbody> </table>	Limit	Margin	Read	Ant	Cable	Preamp	APos	TPos	Remark	Freq	Level	Line	(dB)	Level	Factor	Loss	Factor		MHz	dBuV/m	dBuV/m		dBuV	dB/m	dB	dB	cm	deg	1	2422.00	90.84	-----	-----	88.28	30.72	5.39	33.55	100	299	PEAK
	Limit	Margin	Read	Ant	Cable	Preamp	APos	TPos	Remark																																																																									
Freq	Level	Line	(dB)	Level	Factor	Loss	Factor																																																																											
MHz	dBuV/m	dBuV/m		dBuV	dB/m	dB	dB	cm	deg																																																																									
1	2389.86	46.07	74.00	-27.93	43.52	30.72	5.36	33.53	100	299	PEAK																																																																							
Limit	Margin	Read	Ant	Cable	Preamp	APos	TPos	Remark																																																																										
Freq	Level	Line	(dB)	Level	Factor	Loss	Factor																																																																											
MHz	dBuV/m	dBuV/m		dBuV	dB/m	dB	dB	cm	deg																																																																									
1	2422.00	90.84	-----	-----	88.28	30.72	5.39	33.55	100	299	PEAK																																																																							
Avg	<p>Date: 2024-06-25</p> <table border="1"> <thead> <tr> <th>Limit</th> <th>Margin</th> <th>Read</th> <th>Ant</th> <th>Cable</th> <th>Preamp</th> <th>APos</th> <th>TPos</th> <th>Remark</th> </tr> <tr> <th>Freq</th> <th>Level</th> <th>Line</th> <th>(dB)</th> <th>Level</th> <th>Factor</th> <th>Loss</th> <th>Factor</th> <th></th> </tr> <tr> <th>MHz</th> <th>dBuV/m</th> <th>dBuV/m</th> <th></th> <th>dBuV</th> <th>dB/m</th> <th>dB</th> <th>dB</th> <th>cm</th> <th>deg</th> </tr> </thead> <tbody> <tr> <td>1</td> <td>2389.97</td> <td>37.64</td> <td>54.00</td> <td>-16.36</td> <td>35.09</td> <td>30.72</td> <td>5.36</td> <td>33.53</td> <td>100</td> <td>299</td> <td>AVERAGE</td> </tr> </tbody> </table>	Limit	Margin	Read	Ant	Cable	Preamp	APos	TPos	Remark	Freq	Level	Line	(dB)	Level	Factor	Loss	Factor		MHz	dBuV/m	dBuV/m		dBuV	dB/m	dB	dB	cm	deg	1	2389.97	37.64	54.00	-16.36	35.09	30.72	5.36	33.53	100	299	AVERAGE	<p>Date: 2024-06-25</p> <table border="1"> <thead> <tr> <th>Limit</th> <th>Margin</th> <th>Read</th> <th>Ant</th> <th>Cable</th> <th>Preamp</th> <th>APos</th> <th>TPos</th> <th>Remark</th> </tr> <tr> <th>Freq</th> <th>Level</th> <th>Line</th> <th>(dB)</th> <th>Level</th> <th>Factor</th> <th>Loss</th> <th>Factor</th> <th></th> </tr> <tr> <th>MHz</th> <th>dBuV/m</th> <th>dBuV/m</th> <th></th> <th>dBuV</th> <th>dB/m</th> <th>dB</th> <th>dB</th> <th>cm</th> <th>deg</th> </tr> </thead> <tbody> <tr> <td>1</td> <td>2422.00</td> <td>83.87</td> <td>-----</td> <td>-----</td> <td>81.33</td> <td>30.71</td> <td>5.39</td> <td>33.56</td> <td>100</td> <td>299</td> <td>AVERAGE</td> </tr> </tbody> </table>	Limit	Margin	Read	Ant	Cable	Preamp	APos	TPos	Remark	Freq	Level	Line	(dB)	Level	Factor	Loss	Factor		MHz	dBuV/m	dBuV/m		dBuV	dB/m	dB	dB	cm	deg	1	2422.00	83.87	-----	-----	81.33	30.71	5.39	33.56	100	299	AVERAGE
Limit	Margin	Read	Ant	Cable	Preamp	APos	TPos	Remark																																																																										
Freq	Level	Line	(dB)	Level	Factor	Loss	Factor																																																																											
MHz	dBuV/m	dBuV/m		dBuV	dB/m	dB	dB	cm	deg																																																																									
1	2389.97	37.64	54.00	-16.36	35.09	30.72	5.36	33.53	100	299	AVERAGE																																																																							
Limit	Margin	Read	Ant	Cable	Preamp	APos	TPos	Remark																																																																										
Freq	Level	Line	(dB)	Level	Factor	Loss	Factor																																																																											
MHz	dBuV/m	dBuV/m		dBuV	dB/m	dB	dB	cm	deg																																																																									
1	2422.00	83.87	-----	-----	81.33	30.71	5.39	33.56	100	299	AVERAGE																																																																							



		19																																								
Mode	Band Edge - R																																									
	2400-2483.5_802.11n HT40_CH03_2422MHz																																									
Pol.	Horizontal	Fundamental																																								
Peak	<p>Date: 2024-06-25</p> <table border="1"> <thead> <tr> <th>Limit</th> <th>Margin</th> <th>Read</th> <th>Ant</th> <th>Cable</th> <th>Preamp</th> <th>APos</th> <th>TPos</th> <th>Remark</th> </tr> <tr> <th>Freq</th> <th>Level</th> <th>Line</th> <th>(dB)</th> <th>Level</th> <th>Factor</th> <th>Loss</th> <th>Factor</th> <th></th> </tr> <tr> <th>MHz</th> <th>dBuV/m</th> <th>dBuV/m</th> <th>dB</th> <th>dB/m</th> <th>dB</th> <th>dB</th> <th>cm</th> <th>deg</th> </tr> </thead> <tbody> <tr> <td>1</td> <td>2485.41</td> <td>44.98</td> <td>74.00</td> <td>-29.02</td> <td>42.41</td> <td>30.70</td> <td>5.46</td> <td>33.59</td> <td>100</td> <td>299</td> <td>PEAK</td> </tr> </tbody> </table>	Limit	Margin	Read	Ant	Cable	Preamp	APos	TPos	Remark	Freq	Level	Line	(dB)	Level	Factor	Loss	Factor		MHz	dBuV/m	dBuV/m	dB	dB/m	dB	dB	cm	deg	1	2485.41	44.98	74.00	-29.02	42.41	30.70	5.46	33.59	100	299	PEAK	Blank	
	Limit	Margin	Read	Ant	Cable	Preamp	APos	TPos	Remark																																	
Freq	Level	Line	(dB)	Level	Factor	Loss	Factor																																			
MHz	dBuV/m	dBuV/m	dB	dB/m	dB	dB	cm	deg																																		
1	2485.41	44.98	74.00	-29.02	42.41	30.70	5.46	33.59	100	299	PEAK																															
Avg	<p>Date: 2024-06-25</p> <table border="1"> <thead> <tr> <th>Limit</th> <th>Margin</th> <th>Read</th> <th>Ant</th> <th>Cable</th> <th>Preamp</th> <th>APos</th> <th>TPos</th> <th>Remark</th> </tr> <tr> <th>Freq</th> <th>Level</th> <th>Line</th> <th>(dB)</th> <th>Level</th> <th>Factor</th> <th>Loss</th> <th>Factor</th> <th></th> </tr> <tr> <th>MHz</th> <th>dBuV/m</th> <th>dBuV/m</th> <th>dB</th> <th>dB/m</th> <th>dB</th> <th>dB</th> <th>cm</th> <th>deg</th> </tr> </thead> <tbody> <tr> <td>1</td> <td>2483.54</td> <td>35.22</td> <td>54.00</td> <td>-18.78</td> <td>32.65</td> <td>30.70</td> <td>5.46</td> <td>33.59</td> <td>100</td> <td>299</td> <td>AVERAGE</td> </tr> </tbody> </table>	Limit	Margin	Read	Ant	Cable	Preamp	APos	TPos	Remark	Freq	Level	Line	(dB)	Level	Factor	Loss	Factor		MHz	dBuV/m	dBuV/m	dB	dB/m	dB	dB	cm	deg	1	2483.54	35.22	54.00	-18.78	32.65	30.70	5.46	33.59	100	299	AVERAGE	Blank	
Limit	Margin	Read	Ant	Cable	Preamp	APos	TPos	Remark																																		
Freq	Level	Line	(dB)	Level	Factor	Loss	Factor																																			
MHz	dBuV/m	dBuV/m	dB	dB/m	dB	dB	cm	deg																																		
1	2483.54	35.22	54.00	-18.78	32.65	30.70	5.46	33.59	100	299	AVERAGE																															



		19																																																																																	
Mode	Band Edge - L																																																																																		
	2400-2483.5_802.11n HT40_CH03_2422MHz																																																																																		
Pol.	Vertical		Fundamental																																																																																
Peak	<p style="text-align: right;">Date: 2024-06-25</p> <table border="1"> <thead> <tr> <th>Limit</th> <th>Margin</th> <th>Read</th> <th>Ant</th> <th>Cable</th> <th>Preamp</th> <th>APos</th> <th>TPos</th> <th>Remark</th> </tr> <tr> <th>Freq</th> <th>Level</th> <th>Line</th> <th>(dB)</th> <th>Level</th> <th>Factor</th> <th>Loss</th> <th>Factor</th> <th></th> </tr> <tr> <th>MHz</th> <th>dBuV/m</th> <th>dBuV/m</th> <th></th> <th>dBuV</th> <th>dB/m</th> <th>dB</th> <th>dB</th> <th>cm</th> <th>deg</th> </tr> </thead> <tbody> <tr> <td>1</td> <td>2389.41</td> <td>50.39</td> <td>74.00</td> <td>-23.61</td> <td>47.84</td> <td>30.72</td> <td>5.36</td> <td>33.53</td> <td>100</td> <td>125</td> <td>PEAK</td> </tr> </tbody> </table>		Limit	Margin	Read	Ant	Cable	Preamp	APos	TPos	Remark	Freq	Level	Line	(dB)	Level	Factor	Loss	Factor		MHz	dBuV/m	dBuV/m		dBuV	dB/m	dB	dB	cm	deg	1	2389.41	50.39	74.00	-23.61	47.84	30.72	5.36	33.53	100	125	PEAK	<p style="text-align: right;">Date: 2024-06-25</p> <table border="1"> <thead> <tr> <th>Limit</th> <th>Margin</th> <th>Read</th> <th>Ant</th> <th>Cable</th> <th>Preamp</th> <th>APos</th> <th>TPos</th> <th>Remark</th> </tr> <tr> <th>Freq</th> <th>Level</th> <th>Line</th> <th>(dB)</th> <th>Level</th> <th>Factor</th> <th>Loss</th> <th>Factor</th> <th></th> </tr> <tr> <th>MHz</th> <th>dBuV/m</th> <th>dBuV/m</th> <th></th> <th>dBuV</th> <th>dB/m</th> <th>dB</th> <th>dB</th> <th>cm</th> <th>deg</th> </tr> </thead> <tbody> <tr> <td>1</td> <td>2422.00</td> <td>94.41</td> <td>-----</td> <td>-----</td> <td>91.87</td> <td>30.71</td> <td>5.39</td> <td>33.56</td> <td>100</td> <td>125</td> <td>PEAK</td> </tr> </tbody> </table>	Limit	Margin	Read	Ant	Cable	Preamp	APos	TPos	Remark	Freq	Level	Line	(dB)	Level	Factor	Loss	Factor		MHz	dBuV/m	dBuV/m		dBuV	dB/m	dB	dB	cm	deg	1	2422.00	94.41	-----	-----	91.87	30.71	5.39	33.56	100	125	PEAK
	Limit	Margin	Read	Ant	Cable	Preamp	APos	TPos	Remark																																																																										
Freq	Level	Line	(dB)	Level	Factor	Loss	Factor																																																																												
MHz	dBuV/m	dBuV/m		dBuV	dB/m	dB	dB	cm	deg																																																																										
1	2389.41	50.39	74.00	-23.61	47.84	30.72	5.36	33.53	100	125	PEAK																																																																								
Limit	Margin	Read	Ant	Cable	Preamp	APos	TPos	Remark																																																																											
Freq	Level	Line	(dB)	Level	Factor	Loss	Factor																																																																												
MHz	dBuV/m	dBuV/m		dBuV	dB/m	dB	dB	cm	deg																																																																										
1	2422.00	94.41	-----	-----	91.87	30.71	5.39	33.56	100	125	PEAK																																																																								
Avg	<p style="text-align: right;">Date: 2024-06-25</p> <table border="1"> <thead> <tr> <th>Limit</th> <th>Margin</th> <th>Read</th> <th>Ant</th> <th>Cable</th> <th>Preamp</th> <th>APos</th> <th>TPos</th> <th>Remark</th> </tr> <tr> <th>Freq</th> <th>Level</th> <th>Line</th> <th>(dB)</th> <th>Level</th> <th>Factor</th> <th>Loss</th> <th>Factor</th> <th></th> </tr> <tr> <th>MHz</th> <th>dBuV/m</th> <th>dBuV/m</th> <th></th> <th>dBuV</th> <th>dB/m</th> <th>dB</th> <th>dB</th> <th>cm</th> <th>deg</th> </tr> </thead> <tbody> <tr> <td>1</td> <td>2389.97</td> <td>41.95</td> <td>54.00</td> <td>-12.05</td> <td>39.40</td> <td>30.72</td> <td>5.36</td> <td>33.53</td> <td>100</td> <td>125</td> <td>AVERAGE</td> </tr> </tbody> </table>		Limit	Margin	Read	Ant	Cable	Preamp	APos	TPos	Remark	Freq	Level	Line	(dB)	Level	Factor	Loss	Factor		MHz	dBuV/m	dBuV/m		dBuV	dB/m	dB	dB	cm	deg	1	2389.97	41.95	54.00	-12.05	39.40	30.72	5.36	33.53	100	125	AVERAGE	<p style="text-align: right;">Date: 2024-06-25</p> <table border="1"> <thead> <tr> <th>Limit</th> <th>Margin</th> <th>Read</th> <th>Ant</th> <th>Cable</th> <th>Preamp</th> <th>APos</th> <th>TPos</th> <th>Remark</th> </tr> <tr> <th>Freq</th> <th>Level</th> <th>Line</th> <th>(dB)</th> <th>Level</th> <th>Factor</th> <th>Loss</th> <th>Factor</th> <th></th> </tr> <tr> <th>MHz</th> <th>dBuV/m</th> <th>dBuV/m</th> <th></th> <th>dBuV</th> <th>dB/m</th> <th>dB</th> <th>dB</th> <th>cm</th> <th>deg</th> </tr> </thead> <tbody> <tr> <td>1</td> <td>2422.00</td> <td>87.57</td> <td>-----</td> <td>-----</td> <td>85.03</td> <td>30.71</td> <td>5.39</td> <td>33.56</td> <td>100</td> <td>125</td> <td>AVERAGE</td> </tr> </tbody> </table>	Limit	Margin	Read	Ant	Cable	Preamp	APos	TPos	Remark	Freq	Level	Line	(dB)	Level	Factor	Loss	Factor		MHz	dBuV/m	dBuV/m		dBuV	dB/m	dB	dB	cm	deg	1	2422.00	87.57	-----	-----	85.03	30.71	5.39	33.56	100	125	AVERAGE
Limit	Margin	Read	Ant	Cable	Preamp	APos	TPos	Remark																																																																											
Freq	Level	Line	(dB)	Level	Factor	Loss	Factor																																																																												
MHz	dBuV/m	dBuV/m		dBuV	dB/m	dB	dB	cm	deg																																																																										
1	2389.97	41.95	54.00	-12.05	39.40	30.72	5.36	33.53	100	125	AVERAGE																																																																								
Limit	Margin	Read	Ant	Cable	Preamp	APos	TPos	Remark																																																																											
Freq	Level	Line	(dB)	Level	Factor	Loss	Factor																																																																												
MHz	dBuV/m	dBuV/m		dBuV	dB/m	dB	dB	cm	deg																																																																										
1	2422.00	87.57	-----	-----	85.03	30.71	5.39	33.56	100	125	AVERAGE																																																																								



		19																																								
Mode	Band Edge - R																																									
	2400-2483.5_802.11n HT40_CH03_2422MHz																																									
Pol.	Vertical	Fundamental																																								
Peak	<p>Date: 2024-06-25</p> <table border="1"> <thead> <tr> <th>Limit</th> <th>Margin</th> <th>Read</th> <th>Ant</th> <th>Cable</th> <th>Preamp</th> <th>APos</th> <th>TPos</th> <th>Remark</th> </tr> <tr> <th>Freq</th> <th>Level</th> <th>Line</th> <th>(dB)</th> <th>Level</th> <th>Factor</th> <th>Loss</th> <th>Factor</th> <th></th> </tr> <tr> <th>MHz</th> <th>dBuV/m</th> <th>dBuV/m</th> <th>dB</th> <th>dB/m</th> <th>dB</th> <th>dB</th> <th>cm</th> <th>deg</th> </tr> </thead> <tbody> <tr> <td>1</td> <td>2483.93</td> <td>46.19</td> <td>74.00</td> <td>-27.81</td> <td>43.62</td> <td>30.70</td> <td>5.46</td> <td>33.59</td> <td>100</td> <td>125</td> <td>PEAK</td> </tr> </tbody> </table>	Limit	Margin	Read	Ant	Cable	Preamp	APos	TPos	Remark	Freq	Level	Line	(dB)	Level	Factor	Loss	Factor		MHz	dBuV/m	dBuV/m	dB	dB/m	dB	dB	cm	deg	1	2483.93	46.19	74.00	-27.81	43.62	30.70	5.46	33.59	100	125	PEAK	Blank	
Limit	Margin	Read	Ant	Cable	Preamp	APos	TPos	Remark																																		
Freq	Level	Line	(dB)	Level	Factor	Loss	Factor																																			
MHz	dBuV/m	dBuV/m	dB	dB/m	dB	dB	cm	deg																																		
1	2483.93	46.19	74.00	-27.81	43.62	30.70	5.46	33.59	100	125	PEAK																															
Avg	<p>Date: 2024-06-25</p> <table border="1"> <thead> <tr> <th>Limit</th> <th>Margin</th> <th>Read</th> <th>Ant</th> <th>Cable</th> <th>Preamp</th> <th>APos</th> <th>TPos</th> <th>Remark</th> </tr> <tr> <th>Freq</th> <th>Level</th> <th>Line</th> <th>(dB)</th> <th>Level</th> <th>Factor</th> <th>Loss</th> <th>Factor</th> <th></th> </tr> <tr> <th>MHz</th> <th>dBuV/m</th> <th>dBuV/m</th> <th>dB</th> <th>dB/m</th> <th>dB</th> <th>dB</th> <th>cm</th> <th>deg</th> </tr> </thead> <tbody> <tr> <td>1</td> <td>2484.17</td> <td>37.26</td> <td>54.00</td> <td>-16.74</td> <td>34.69</td> <td>30.70</td> <td>5.46</td> <td>33.59</td> <td>100</td> <td>125</td> <td>AVERAGE</td> </tr> </tbody> </table>	Limit	Margin	Read	Ant	Cable	Preamp	APos	TPos	Remark	Freq	Level	Line	(dB)	Level	Factor	Loss	Factor		MHz	dBuV/m	dBuV/m	dB	dB/m	dB	dB	cm	deg	1	2484.17	37.26	54.00	-16.74	34.69	30.70	5.46	33.59	100	125	AVERAGE	Blank	
Limit	Margin	Read	Ant	Cable	Preamp	APos	TPos	Remark																																		
Freq	Level	Line	(dB)	Level	Factor	Loss	Factor																																			
MHz	dBuV/m	dBuV/m	dB	dB/m	dB	dB	cm	deg																																		
1	2484.17	37.26	54.00	-16.74	34.69	30.70	5.46	33.59	100	125	AVERAGE																															



Mode	19																																																																																																															
	Harmonic																																																																																																															
	2400-2483.5_802.11n HT40_CH03_2422MHz																																																																																																															
Pol.	Horizontal	Vertical																																																																																																														
Peak Avg	<table border="1"> <thead> <tr> <th colspan="10">Horizontal</th> </tr> <tr> <th rowspan="2">Limit</th> <th rowspan="2">Read</th> <th rowspan="2">Ant</th> <th rowspan="2">Cable</th> <th rowspan="2">Preamp</th> <th rowspan="2">APos</th> <th rowspan="2">TPos</th> <th colspan="3">Remark</th> </tr> <tr> <th>Freq</th> <th>Level</th> <th>Line</th> <th>Margin</th> <th>Level</th> <th>Factor</th> <th>Loss</th> <th>Factor</th> <th>Factor</th> <th>cm</th> <th>deg</th> </tr> </thead> <tbody> <tr> <td>1</td> <td>4844.00</td> <td>43.05</td> <td>74.00</td> <td>-30.95</td> <td>63.27</td> <td>35.83</td> <td>8.81</td> <td>64.86</td> <td>---</td> <td>---</td> <td>Peak</td> </tr> <tr> <td>2</td> <td>7266.00</td> <td>44.30</td> <td>74.00</td> <td>-29.70</td> <td>62.09</td> <td>36.89</td> <td>10.18</td> <td>64.86</td> <td>---</td> <td>---</td> <td>Peak</td> </tr> </tbody> </table>	Horizontal										Limit	Read	Ant	Cable	Preamp	APos	TPos	Remark			Freq	Level	Line	Margin	Level	Factor	Loss	Factor	Factor	cm	deg	1	4844.00	43.05	74.00	-30.95	63.27	35.83	8.81	64.86	---	---	Peak	2	7266.00	44.30	74.00	-29.70	62.09	36.89	10.18	64.86	---	---	Peak	<table border="1"> <thead> <tr> <th colspan="10">Vertical</th> </tr> <tr> <th rowspan="2">Limit</th> <th rowspan="2">Read</th> <th rowspan="2">Ant</th> <th rowspan="2">Cable</th> <th rowspan="2">Preamp</th> <th rowspan="2">APos</th> <th rowspan="2">TPos</th> <th colspan="3">Remark</th> </tr> <tr> <th>Freq</th> <th>Level</th> <th>Line</th> <th>Margin</th> <th>Level</th> <th>Factor</th> <th>Loss</th> <th>Factor</th> <th>Factor</th> <th>cm</th> <th>deg</th> </tr> </thead> <tbody> <tr> <td>1</td> <td>4844.00</td> <td>42.01</td> <td>74.00</td> <td>-31.99</td> <td>62.23</td> <td>35.83</td> <td>8.81</td> <td>64.86</td> <td>---</td> <td>---</td> <td>Peak</td> </tr> <tr> <td>2</td> <td>7266.00</td> <td>45.50</td> <td>74.00</td> <td>-28.50</td> <td>63.29</td> <td>36.89</td> <td>10.18</td> <td>64.86</td> <td>---</td> <td>---</td> <td>Peak</td> </tr> </tbody> </table>	Vertical										Limit	Read	Ant	Cable	Preamp	APos	TPos	Remark			Freq	Level	Line	Margin	Level	Factor	Loss	Factor	Factor	cm	deg	1	4844.00	42.01	74.00	-31.99	62.23	35.83	8.81	64.86	---	---	Peak	2	7266.00	45.50	74.00	-28.50	63.29	36.89	10.18	64.86	---	---	Peak
	Horizontal																																																																																																															
Limit	Read	Ant	Cable	Preamp	APos	TPos	Remark																																																																																																									
							Freq	Level	Line	Margin	Level	Factor	Loss	Factor	Factor	cm	deg																																																																																															
1	4844.00	43.05	74.00	-30.95	63.27	35.83	8.81	64.86	---	---	Peak																																																																																																					
2	7266.00	44.30	74.00	-29.70	62.09	36.89	10.18	64.86	---	---	Peak																																																																																																					
Vertical																																																																																																																
Limit	Read	Ant	Cable	Preamp	APos	TPos	Remark																																																																																																									
							Freq	Level	Line	Margin	Level	Factor	Loss	Factor	Factor	cm	deg																																																																																															
1	4844.00	42.01	74.00	-31.99	62.23	35.83	8.81	64.86	---	---	Peak																																																																																																					
2	7266.00	45.50	74.00	-28.50	63.29	36.89	10.18	64.86	---	---	Peak																																																																																																					





Mode	20																																																																																																																									
	Harmonic																																																																																																																									
	2400-2483.5_802.11n HT40_CH06_2437MHz																																																																																																																									
Pol.	Horizontal	Vertical																																																																																																																								
Peak Avg	<table border="1"> <thead> <tr> <th colspan="2"></th> <th colspan="2">Limit</th> <th colspan="2">Read</th> <th>Ant</th> <th>Cable</th> <th>Preamp</th> <th>APos</th> <th>TPos</th> <th>Remark</th> </tr> <tr> <th>Freq</th> <th>Level</th> <th>Line</th> <th>Margin</th> <th>Level</th> <th>Factor</th> <th>Loss</th> <th>Factor</th> <th></th> <th></th> <th></th> <th></th> </tr> <tr> <th>MHz</th> <th>dBuV/m</th> <th>dBuV/m</th> <th>dB</th> <th>dBuV</th> <th>dB/m</th> <th>dB</th> <th>dB</th> <th>cm</th> <th>deg</th> <th></th> <th></th> </tr> </thead> <tbody> <tr> <td>1</td> <td>4874.00</td> <td>42.30</td> <td>74.00</td> <td>-31.70</td> <td>62.55</td> <td>35.90</td> <td>8.72</td> <td>64.87</td> <td>---</td> <td>---</td> <td>Peak</td> </tr> <tr> <td>2</td> <td>7311.00</td> <td>45.20</td> <td>74.00</td> <td>-28.80</td> <td>63.00</td> <td>36.88</td> <td>10.18</td> <td>64.86</td> <td>---</td> <td>---</td> <td>Peak</td> </tr> </tbody> </table>			Limit		Read		Ant	Cable	Preamp	APos	TPos	Remark	Freq	Level	Line	Margin	Level	Factor	Loss	Factor					MHz	dBuV/m	dBuV/m	dB	dBuV	dB/m	dB	dB	cm	deg			1	4874.00	42.30	74.00	-31.70	62.55	35.90	8.72	64.87	---	---	Peak	2	7311.00	45.20	74.00	-28.80	63.00	36.88	10.18	64.86	---	---	Peak	<table border="1"> <thead> <tr> <th colspan="2"></th> <th colspan="2">Limit</th> <th colspan="2">Read</th> <th>Ant</th> <th>Cable</th> <th>Preamp</th> <th>APos</th> <th>TPos</th> <th>Remark</th> </tr> <tr> <th>Freq</th> <th>Level</th> <th>Line</th> <th>Margin</th> <th>Level</th> <th>Factor</th> <th>Loss</th> <th>Factor</th> <th></th> <th></th> <th></th> <th></th> </tr> <tr> <th>MHz</th> <th>dBuV/m</th> <th>dBuV/m</th> <th>dB</th> <th>dBuV</th> <th>dB/m</th> <th>dB</th> <th>dB</th> <th>cm</th> <th>deg</th> <th></th> <th></th> </tr> </thead> <tbody> <tr> <td>1</td> <td>4874.00</td> <td>43.08</td> <td>74.00</td> <td>-30.92</td> <td>63.33</td> <td>35.90</td> <td>8.72</td> <td>64.87</td> <td>---</td> <td>---</td> <td>Peak</td> </tr> <tr> <td>2</td> <td>7311.00</td> <td>44.74</td> <td>74.00</td> <td>-29.26</td> <td>62.54</td> <td>36.88</td> <td>10.18</td> <td>64.86</td> <td>---</td> <td>---</td> <td>Peak</td> </tr> </tbody> </table>			Limit		Read		Ant	Cable	Preamp	APos	TPos	Remark	Freq	Level	Line	Margin	Level	Factor	Loss	Factor					MHz	dBuV/m	dBuV/m	dB	dBuV	dB/m	dB	dB	cm	deg			1	4874.00	43.08	74.00	-30.92	63.33	35.90	8.72	64.87	---	---	Peak	2	7311.00	44.74	74.00	-29.26	62.54	36.88	10.18	64.86	---	---	Peak
			Limit		Read		Ant	Cable	Preamp	APos	TPos	Remark																																																																																																														
Freq	Level	Line	Margin	Level	Factor	Loss	Factor																																																																																																																			
MHz	dBuV/m	dBuV/m	dB	dBuV	dB/m	dB	dB	cm	deg																																																																																																																	
1	4874.00	42.30	74.00	-31.70	62.55	35.90	8.72	64.87	---	---	Peak																																																																																																															
2	7311.00	45.20	74.00	-28.80	63.00	36.88	10.18	64.86	---	---	Peak																																																																																																															
		Limit		Read		Ant	Cable	Preamp	APos	TPos	Remark																																																																																																															
Freq	Level	Line	Margin	Level	Factor	Loss	Factor																																																																																																																			
MHz	dBuV/m	dBuV/m	dB	dBuV	dB/m	dB	dB	cm	deg																																																																																																																	
1	4874.00	43.08	74.00	-30.92	63.33	35.90	8.72	64.87	---	---	Peak																																																																																																															
2	7311.00	44.74	74.00	-29.26	62.54	36.88	10.18	64.86	---	---	Peak																																																																																																															



Mode		21																																																																																
		Band Edge - L																																																																																
		2400-2483.5_802.11n HT40_CH09_2452MHz																																																																																
Pol.	Horizontal		Fundamental																																																																															
Peak	<p>Date: 2024-06-25</p> <table border="1"> <thead> <tr> <th>Limit</th> <th>Margin</th> <th>Read</th> <th>Ant</th> <th>Cable</th> <th>Preamp</th> <th>APos</th> <th>TPos</th> <th>Remark</th> </tr> <tr> <th>Freq</th> <th>Level</th> <th>Line</th> <th>(dB)</th> <th>Level</th> <th>Factor</th> <th>Loss</th> <th>Factor</th> <th></th> </tr> <tr> <th>MHz</th> <th>dBuV/m</th> <th>dBuV/m</th> <th></th> <th>dBuV</th> <th>dB/m</th> <th>dB</th> <th>dB</th> <th>cm</th> <th>deg</th> </tr> </thead> <tbody> <tr> <td>1</td> <td>2361.97</td> <td>46.08</td> <td>74.00</td> <td>-27.92</td> <td>43.53</td> <td>30.73</td> <td>5.34</td> <td>33.52</td> <td>135</td> <td>303</td> <td>PEAK</td> </tr> </tbody> </table>	Limit	Margin	Read	Ant	Cable	Preamp	APos	TPos	Remark	Freq	Level	Line	(dB)	Level	Factor	Loss	Factor		MHz	dBuV/m	dBuV/m		dBuV	dB/m	dB	dB	cm	deg	1	2361.97	46.08	74.00	-27.92	43.53	30.73	5.34	33.52	135	303	PEAK	<p>Date: 2024-06-25</p> <table border="1"> <thead> <tr> <th>Limit</th> <th>Margin</th> <th>Read</th> <th>Ant</th> <th>Cable</th> <th>Preamp</th> <th>APos</th> <th>TPos</th> <th>Remark</th> </tr> <tr> <th>Freq</th> <th>Level</th> <th>Line</th> <th>(dB)</th> <th>Level</th> <th>Factor</th> <th>Loss</th> <th>Factor</th> <th></th> </tr> <tr> <th>MHz</th> <th>dBuV/m</th> <th>dBuV/m</th> <th></th> <th>dBuV</th> <th>dB/m</th> <th>dB</th> <th>dB</th> <th>cm</th> <th>deg</th> </tr> </thead> <tbody> <tr> <td>1</td> <td>2452.00</td> <td>89.73</td> <td>-----</td> <td>-----</td> <td>87.16</td> <td>30.71</td> <td>5.43</td> <td>33.57</td> <td>135</td> <td>303</td> <td>PEAK_74</td> </tr> </tbody> </table>	Limit	Margin	Read	Ant	Cable	Preamp	APos	TPos	Remark	Freq	Level	Line	(dB)	Level	Factor	Loss	Factor		MHz	dBuV/m	dBuV/m		dBuV	dB/m	dB	dB	cm	deg	1	2452.00	89.73	-----	-----	87.16	30.71	5.43	33.57	135	303	PEAK_74
	Limit	Margin	Read	Ant	Cable	Preamp	APos	TPos	Remark																																																																									
Freq	Level	Line	(dB)	Level	Factor	Loss	Factor																																																																											
MHz	dBuV/m	dBuV/m		dBuV	dB/m	dB	dB	cm	deg																																																																									
1	2361.97	46.08	74.00	-27.92	43.53	30.73	5.34	33.52	135	303	PEAK																																																																							
Limit	Margin	Read	Ant	Cable	Preamp	APos	TPos	Remark																																																																										
Freq	Level	Line	(dB)	Level	Factor	Loss	Factor																																																																											
MHz	dBuV/m	dBuV/m		dBuV	dB/m	dB	dB	cm	deg																																																																									
1	2452.00	89.73	-----	-----	87.16	30.71	5.43	33.57	135	303	PEAK_74																																																																							
Avg	<p>Date: 2024-06-25</p> <table border="1"> <thead> <tr> <th>Limit</th> <th>Margin</th> <th>Read</th> <th>Ant</th> <th>Cable</th> <th>Preamp</th> <th>APos</th> <th>TPos</th> <th>Remark</th> </tr> <tr> <th>Freq</th> <th>Level</th> <th>Line</th> <th>(dB)</th> <th>Level</th> <th>Factor</th> <th>Loss</th> <th>Factor</th> <th></th> </tr> <tr> <th>MHz</th> <th>dBuV/m</th> <th>dBuV/m</th> <th></th> <th>dBuV</th> <th>dB/m</th> <th>dB</th> <th>dB</th> <th>cm</th> <th>deg</th> </tr> </thead> <tbody> <tr> <td>1</td> <td>2388.53</td> <td>35.09</td> <td>54.00</td> <td>-18.91</td> <td>32.54</td> <td>30.72</td> <td>5.36</td> <td>33.53</td> <td>135</td> <td>303</td> <td>AVERAGE</td> </tr> </tbody> </table>	Limit	Margin	Read	Ant	Cable	Preamp	APos	TPos	Remark	Freq	Level	Line	(dB)	Level	Factor	Loss	Factor		MHz	dBuV/m	dBuV/m		dBuV	dB/m	dB	dB	cm	deg	1	2388.53	35.09	54.00	-18.91	32.54	30.72	5.36	33.53	135	303	AVERAGE	<p>Date: 2024-06-25</p> <table border="1"> <thead> <tr> <th>Limit</th> <th>Margin</th> <th>Read</th> <th>Ant</th> <th>Cable</th> <th>Preamp</th> <th>APos</th> <th>TPos</th> <th>Remark</th> </tr> <tr> <th>Freq</th> <th>Level</th> <th>Line</th> <th>(dB)</th> <th>Level</th> <th>Factor</th> <th>Loss</th> <th>Factor</th> <th></th> </tr> <tr> <th>MHz</th> <th>dBuV/m</th> <th>dBuV/m</th> <th></th> <th>dBuV</th> <th>dB/m</th> <th>dB</th> <th>dB</th> <th>cm</th> <th>deg</th> </tr> </thead> <tbody> <tr> <td>1</td> <td>2452.00</td> <td>82.83</td> <td>-----</td> <td>-----</td> <td>80.26</td> <td>30.71</td> <td>5.43</td> <td>33.57</td> <td>135</td> <td>303</td> <td>AVERAGE</td> </tr> </tbody> </table>	Limit	Margin	Read	Ant	Cable	Preamp	APos	TPos	Remark	Freq	Level	Line	(dB)	Level	Factor	Loss	Factor		MHz	dBuV/m	dBuV/m		dBuV	dB/m	dB	dB	cm	deg	1	2452.00	82.83	-----	-----	80.26	30.71	5.43	33.57	135	303	AVERAGE
Limit	Margin	Read	Ant	Cable	Preamp	APos	TPos	Remark																																																																										
Freq	Level	Line	(dB)	Level	Factor	Loss	Factor																																																																											
MHz	dBuV/m	dBuV/m		dBuV	dB/m	dB	dB	cm	deg																																																																									
1	2388.53	35.09	54.00	-18.91	32.54	30.72	5.36	33.53	135	303	AVERAGE																																																																							
Limit	Margin	Read	Ant	Cable	Preamp	APos	TPos	Remark																																																																										
Freq	Level	Line	(dB)	Level	Factor	Loss	Factor																																																																											
MHz	dBuV/m	dBuV/m		dBuV	dB/m	dB	dB	cm	deg																																																																									
1	2452.00	82.83	-----	-----	80.26	30.71	5.43	33.57	135	303	AVERAGE																																																																							



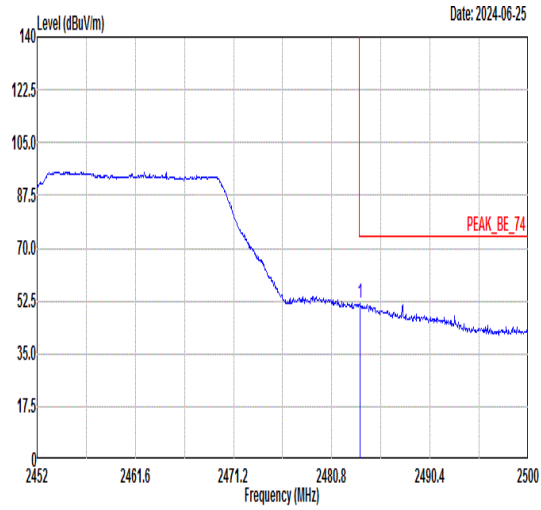
		21																																								
Mode	Band Edge - R																																									
	2400-2483.5_802.11n HT40_CH09_2452MHz																																									
Pol.	Horizontal	Fundamental																																								
Peak	<p>Date: 2024-06-25</p> <table border="1"> <thead> <tr> <th>Limit</th> <th>Margin</th> <th>Read</th> <th>Ant</th> <th>Cable</th> <th>Preamp</th> <th>APos</th> <th>TPos</th> <th>Remark</th> </tr> <tr> <th>Freq</th> <th>Level</th> <th>Line</th> <th>(dB)</th> <th>Level</th> <th>Factor</th> <th>Loss</th> <th>Factor</th> <th></th> </tr> <tr> <th>MHz</th> <th>dBuV/m</th> <th>dBuV/m</th> <th>dBuV</th> <th>dB/m</th> <th>dB</th> <th>dB</th> <th>cm</th> <th>deg</th> </tr> </thead> <tbody> <tr> <td>1</td> <td>2483.58</td> <td>47.34</td> <td>74.00</td> <td>-26.66</td> <td>44.77</td> <td>30.70</td> <td>5.46</td> <td>33.59</td> <td>135</td> <td>303</td> <td>PEAK</td> </tr> </tbody> </table>	Limit	Margin	Read	Ant	Cable	Preamp	APos	TPos	Remark	Freq	Level	Line	(dB)	Level	Factor	Loss	Factor		MHz	dBuV/m	dBuV/m	dBuV	dB/m	dB	dB	cm	deg	1	2483.58	47.34	74.00	-26.66	44.77	30.70	5.46	33.59	135	303	PEAK	Blank	
Limit	Margin	Read	Ant	Cable	Preamp	APos	TPos	Remark																																		
Freq	Level	Line	(dB)	Level	Factor	Loss	Factor																																			
MHz	dBuV/m	dBuV/m	dBuV	dB/m	dB	dB	cm	deg																																		
1	2483.58	47.34	74.00	-26.66	44.77	30.70	5.46	33.59	135	303	PEAK																															
Avg	<p>Date: 2024-06-25</p> <table border="1"> <thead> <tr> <th>Limit</th> <th>Margin</th> <th>Read</th> <th>Ant</th> <th>Cable</th> <th>Preamp</th> <th>APos</th> <th>TPos</th> <th>Remark</th> </tr> <tr> <th>Freq</th> <th>Level</th> <th>Line</th> <th>(dB)</th> <th>Level</th> <th>Factor</th> <th>Loss</th> <th>Factor</th> <th></th> </tr> <tr> <th>MHz</th> <th>dBuV/m</th> <th>dBuV/m</th> <th>dBuV</th> <th>dB/m</th> <th>dB</th> <th>dB</th> <th>cm</th> <th>deg</th> </tr> </thead> <tbody> <tr> <td>1</td> <td>2483.87</td> <td>37.77</td> <td>54.00</td> <td>-16.23</td> <td>35.20</td> <td>30.70</td> <td>5.46</td> <td>33.59</td> <td>135</td> <td>303</td> <td>AVERAGE</td> </tr> </tbody> </table>	Limit	Margin	Read	Ant	Cable	Preamp	APos	TPos	Remark	Freq	Level	Line	(dB)	Level	Factor	Loss	Factor		MHz	dBuV/m	dBuV/m	dBuV	dB/m	dB	dB	cm	deg	1	2483.87	37.77	54.00	-16.23	35.20	30.70	5.46	33.59	135	303	AVERAGE	Blank	
Limit	Margin	Read	Ant	Cable	Preamp	APos	TPos	Remark																																		
Freq	Level	Line	(dB)	Level	Factor	Loss	Factor																																			
MHz	dBuV/m	dBuV/m	dBuV	dB/m	dB	dB	cm	deg																																		
1	2483.87	37.77	54.00	-16.23	35.20	30.70	5.46	33.59	135	303	AVERAGE																															



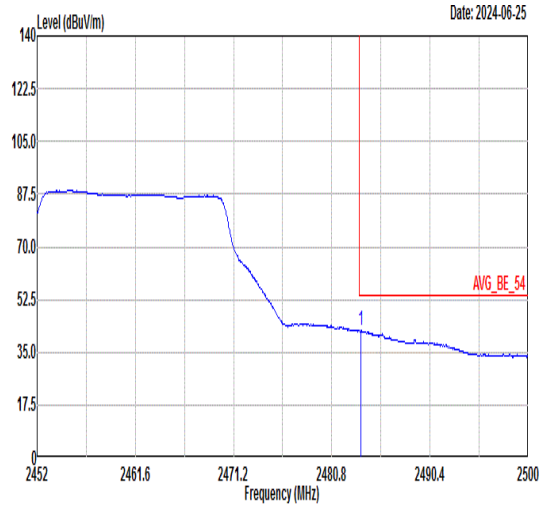
21																																							
Mode	Band Edge - L																																						
	2400-2483.5_802.11n_HT40_CH09_2452MHz																																						
Pol.	Vertical																																						
Peak	<table border="1"> <thead> <tr> <th colspan="2">Limit Margin</th> <th>Read</th> <th>Ant</th> <th>Cable</th> <th>Preamp</th> <th>Apos</th> <th>TPos</th> <th rowspan="2">Remark</th> </tr> <tr> <th>Freq</th> <th>Level</th> <th>Line</th> <th>Level</th> <th>Factor</th> <th>Loss Factor</th> <th>dB</th> <th>cm</th> </tr> <tr> <th>MHz</th> <th>dBuV/m</th> <th>dBuV/m</th> <th>dBuV</th> <th>dB/m</th> <th>dB</th> <th>dB</th> <th>cm</th> <th>deg</th> </tr> </thead> <tbody> <tr> <td>1</td> <td>2388.81</td> <td>45.36</td> <td>74.00</td> <td>-28.64</td> <td>42.81</td> <td>30.72</td> <td>5.36</td> <td>33.53</td> <td>200</td> <td>301</td> <td>PEAK</td> </tr> </tbody> </table>	Limit Margin		Read	Ant	Cable	Preamp	Apos	TPos	Remark	Freq	Level	Line	Level	Factor	Loss Factor	dB	cm	MHz	dBuV/m	dBuV/m	dBuV	dB/m	dB	dB	cm	deg	1	2388.81	45.36	74.00	-28.64	42.81	30.72	5.36	33.53	200	301	PEAK
	Limit Margin		Read	Ant	Cable	Preamp	Apos	TPos	Remark																														
Freq	Level	Line	Level	Factor	Loss Factor	dB	cm																																
MHz	dBuV/m	dBuV/m	dBuV	dB/m	dB	dB	cm	deg																															
1	2388.81	45.36	74.00	-28.64	42.81	30.72	5.36	33.53	200	301	PEAK																												
<table border="1"> <thead> <tr> <th colspan="2">Limit Margin</th> <th>Read</th> <th>Ant</th> <th>Cable</th> <th>Preamp</th> <th>Apos</th> <th>TPos</th> <th rowspan="2">Remark</th> </tr> <tr> <th>Freq</th> <th>Level</th> <th>Line</th> <th>Level</th> <th>Factor</th> <th>Loss Factor</th> <th>dB</th> <th>cm</th> </tr> <tr> <th>MHz</th> <th>dBuV/m</th> <th>dBuV/m</th> <th>dBuV</th> <th>dB/m</th> <th>dB</th> <th>dB</th> <th>cm</th> <th>deg</th> </tr> </thead> <tbody> <tr> <td>1</td> <td>2452.00</td> <td>95.43</td> <td>-----</td> <td>-----</td> <td>92.86</td> <td>30.71</td> <td>5.43</td> <td>33.57</td> <td>200</td> <td>301</td> <td>PEAK</td> </tr> </tbody> </table>	Limit Margin		Read	Ant	Cable	Preamp	Apos	TPos	Remark	Freq	Level	Line	Level	Factor	Loss Factor	dB	cm	MHz	dBuV/m	dBuV/m	dBuV	dB/m	dB	dB	cm	deg	1	2452.00	95.43	-----	-----	92.86	30.71	5.43	33.57	200	301	PEAK	
Limit Margin		Read	Ant	Cable	Preamp	Apos	TPos	Remark																															
Freq	Level	Line	Level	Factor	Loss Factor	dB	cm																																
MHz	dBuV/m	dBuV/m	dBuV	dB/m	dB	dB	cm	deg																															
1	2452.00	95.43	-----	-----	92.86	30.71	5.43	33.57	200	301	PEAK																												
Avg	<table border="1"> <thead> <tr> <th colspan="2">Limit Margin</th> <th>Read</th> <th>Ant</th> <th>Cable</th> <th>Preamp</th> <th>Apos</th> <th>TPos</th> <th rowspan="2">Remark</th> </tr> <tr> <th>Freq</th> <th>Level</th> <th>Line</th> <th>Level</th> <th>Factor</th> <th>Loss Factor</th> <th>dB</th> <th>cm</th> </tr> <tr> <th>MHz</th> <th>dBuV/m</th> <th>dBuV/m</th> <th>dBuV</th> <th>dB/m</th> <th>dB</th> <th>dB</th> <th>cm</th> <th>deg</th> </tr> </thead> <tbody> <tr> <td>1</td> <td>2388.81</td> <td>36.02</td> <td>54.00</td> <td>-17.98</td> <td>33.47</td> <td>30.72</td> <td>5.36</td> <td>33.53</td> <td>200</td> <td>301</td> <td>AVERAGE</td> </tr> </tbody> </table>	Limit Margin		Read	Ant	Cable	Preamp	Apos	TPos	Remark	Freq	Level	Line	Level	Factor	Loss Factor	dB	cm	MHz	dBuV/m	dBuV/m	dBuV	dB/m	dB	dB	cm	deg	1	2388.81	36.02	54.00	-17.98	33.47	30.72	5.36	33.53	200	301	AVERAGE
	Limit Margin		Read	Ant	Cable	Preamp	Apos	TPos	Remark																														
Freq	Level	Line	Level	Factor	Loss Factor	dB	cm																																
MHz	dBuV/m	dBuV/m	dBuV	dB/m	dB	dB	cm	deg																															
1	2388.81	36.02	54.00	-17.98	33.47	30.72	5.36	33.53	200	301	AVERAGE																												
<table border="1"> <thead> <tr> <th colspan="2">Limit Margin</th> <th>Read</th> <th>Ant</th> <th>Cable</th> <th>Preamp</th> <th>Apos</th> <th>TPos</th> <th rowspan="2">Remark</th> </tr> <tr> <th>Freq</th> <th>Level</th> <th>Line</th> <th>Level</th> <th>Factor</th> <th>Loss Factor</th> <th>dB</th> <th>cm</th> </tr> <tr> <th>MHz</th> <th>dBuV/m</th> <th>dBuV/m</th> <th>dBuV</th> <th>dB/m</th> <th>dB</th> <th>dB</th> <th>cm</th> <th>deg</th> </tr> </thead> <tbody> <tr> <td>1</td> <td>2452.00</td> <td>88.47</td> <td>-----</td> <td>-----</td> <td>85.90</td> <td>30.71</td> <td>5.43</td> <td>33.57</td> <td>200</td> <td>301</td> <td>AVERAGE</td> </tr> </tbody> </table>	Limit Margin		Read	Ant	Cable	Preamp	Apos	TPos	Remark	Freq	Level	Line	Level	Factor	Loss Factor	dB	cm	MHz	dBuV/m	dBuV/m	dBuV	dB/m	dB	dB	cm	deg	1	2452.00	88.47	-----	-----	85.90	30.71	5.43	33.57	200	301	AVERAGE	
Limit Margin		Read	Ant	Cable	Preamp	Apos	TPos	Remark																															
Freq	Level	Line	Level	Factor	Loss Factor	dB	cm																																
MHz	dBuV/m	dBuV/m	dBuV	dB/m	dB	dB	cm	deg																															
1	2452.00	88.47	-----	-----	85.90	30.71	5.43	33.57	200	301	AVERAGE																												



21	
Mode	Band Edge - R
	2400-2483.5_802.11n HT40_CH09_2452MHz
Pol.	Vertical
Peak	Fundamental
	Blank
Avg	Fundamental
	Blank



Limit	Margin	Read	Ant	Cable	Preamp	APos	TPos	Remark			
Freq	Level	Line	(dB)	Level	Factor	Loss	Factor				
MHz	dBuV/m	dBuV/m	dBuV	dB/m	dB	dB	cm	deg			
1	2483.54	51.67	74.00	-22.33	49.10	30.70	5.46	33.59	200	301	PEAK



Limit	Margin	Read	Ant	Cable	Preamp	APos	TPos	Remark			
Freq	Level	Line	(dB)	Level	Factor	Loss	Factor				
MHz	dBuV/m	dBuV/m	dBuV	dB/m	dB	dB	cm	deg			
1	2483.63	42.24	54.00	-11.76	39.67	30.70	5.46	33.59	200	301	AVERAGE



Mode	21																																																																																																																									
	Harmonic																																																																																																																									
	2400-2483.5_802.11n HT40_CH09_2452MHz																																																																																																																									
Pol.	Horizontal	Vertical																																																																																																																								
Peak Avg	<table border="1"> <thead> <tr> <th colspan="2"></th> <th colspan="2">Limit</th> <th colspan="2">Read</th> <th>Ant</th> <th>Cable</th> <th>Preamp</th> <th>APos</th> <th>TPos</th> <th>Remark</th> </tr> <tr> <th>Freq</th> <th>Level</th> <th>Line</th> <th>Margin</th> <th>Level</th> <th>Factor</th> <th>Loss</th> <th>Factor</th> <th></th> <th></th> <th></th> <th></th> </tr> <tr> <th>MHz</th> <th>dBuV/m</th> <th>dBuV/m</th> <th>dB</th> <th>dBuV</th> <th>dB/m</th> <th>dB</th> <th>dB</th> <th>cm</th> <th>deg</th> <th></th> <th></th> </tr> </thead> <tbody> <tr> <td>1</td> <td>4904.00</td> <td>43.64</td> <td>74.00</td> <td>-30.36</td> <td>63.92</td> <td>35.97</td> <td>8.63</td> <td>64.88</td> <td>---</td> <td>---</td> <td>Peak</td> </tr> <tr> <td>2</td> <td>7356.00</td> <td>44.21</td> <td>74.00</td> <td>-29.79</td> <td>62.03</td> <td>36.86</td> <td>10.18</td> <td>64.86</td> <td>---</td> <td>---</td> <td>Peak</td> </tr> </tbody> </table>			Limit		Read		Ant	Cable	Preamp	APos	TPos	Remark	Freq	Level	Line	Margin	Level	Factor	Loss	Factor					MHz	dBuV/m	dBuV/m	dB	dBuV	dB/m	dB	dB	cm	deg			1	4904.00	43.64	74.00	-30.36	63.92	35.97	8.63	64.88	---	---	Peak	2	7356.00	44.21	74.00	-29.79	62.03	36.86	10.18	64.86	---	---	Peak	<table border="1"> <thead> <tr> <th colspan="2"></th> <th colspan="2">Limit</th> <th colspan="2">Read</th> <th>Ant</th> <th>Cable</th> <th>Preamp</th> <th>APos</th> <th>TPos</th> <th>Remark</th> </tr> <tr> <th>Freq</th> <th>Level</th> <th>Line</th> <th>Margin</th> <th>Level</th> <th>Factor</th> <th>Loss</th> <th>Factor</th> <th></th> <th></th> <th></th> <th></th> </tr> <tr> <th>MHz</th> <th>dBuV/m</th> <th>dBuV/m</th> <th>dB</th> <th>dBuV</th> <th>dB/m</th> <th>dB</th> <th>dB</th> <th>cm</th> <th>deg</th> <th></th> <th></th> </tr> </thead> <tbody> <tr> <td>1</td> <td>4904.00</td> <td>43.82</td> <td>74.00</td> <td>-30.18</td> <td>64.10</td> <td>35.97</td> <td>8.63</td> <td>64.88</td> <td>---</td> <td>---</td> <td>Peak</td> </tr> <tr> <td>2</td> <td>7356.00</td> <td>44.05</td> <td>74.00</td> <td>-29.95</td> <td>61.87</td> <td>36.86</td> <td>10.18</td> <td>64.86</td> <td>---</td> <td>---</td> <td>Peak</td> </tr> </tbody> </table>			Limit		Read		Ant	Cable	Preamp	APos	TPos	Remark	Freq	Level	Line	Margin	Level	Factor	Loss	Factor					MHz	dBuV/m	dBuV/m	dB	dBuV	dB/m	dB	dB	cm	deg			1	4904.00	43.82	74.00	-30.18	64.10	35.97	8.63	64.88	---	---	Peak	2	7356.00	44.05	74.00	-29.95	61.87	36.86	10.18	64.86	---	---	Peak
			Limit		Read		Ant	Cable	Preamp	APos	TPos	Remark																																																																																																														
Freq	Level	Line	Margin	Level	Factor	Loss	Factor																																																																																																																			
MHz	dBuV/m	dBuV/m	dB	dBuV	dB/m	dB	dB	cm	deg																																																																																																																	
1	4904.00	43.64	74.00	-30.36	63.92	35.97	8.63	64.88	---	---	Peak																																																																																																															
2	7356.00	44.21	74.00	-29.79	62.03	36.86	10.18	64.86	---	---	Peak																																																																																																															
		Limit		Read		Ant	Cable	Preamp	APos	TPos	Remark																																																																																																															
Freq	Level	Line	Margin	Level	Factor	Loss	Factor																																																																																																																			
MHz	dBuV/m	dBuV/m	dB	dBuV	dB/m	dB	dB	cm	deg																																																																																																																	
1	4904.00	43.82	74.00	-30.18	64.10	35.97	8.63	64.88	---	---	Peak																																																																																																															
2	7356.00	44.05	74.00	-29.95	61.87	36.86	10.18	64.86	---	---	Peak																																																																																																															



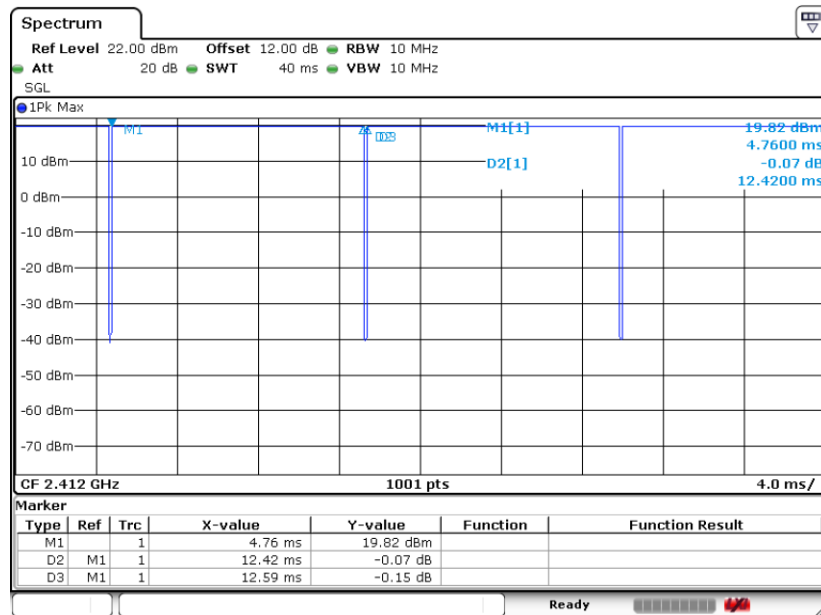
Mode	22																																																																																																																																																																																																								
	LF																																																																																																																																																																																																								
	2400-2483.5_802.11g-LF_CH11_2462MHz																																																																																																																																																																																																								
Pol.	Horizontal	Vertical																																																																																																																																																																																																							
Peak																																																																																																																																																																																																									
	<table border="1"> <thead> <tr> <th></th> <th>Limit</th> <th>Read</th> <th>Ant</th> <th>Cable</th> <th>Preamp</th> <th>APos</th> <th>TPos</th> <th>Remark</th> </tr> <tr> <th>Freq</th> <th>Level</th> <th>Line</th> <th>Margin</th> <th>Level</th> <th>Factor</th> <th>Loss</th> <th>Factor</th> <th></th> </tr> <tr> <th>MHz</th> <th>dBuV/m</th> <th>dBuV/m</th> <th>dB</th> <th>dBuV</th> <th>dB/m</th> <th>dB</th> <th>dB</th> <th>cm</th> <th>deg</th> </tr> </thead> <tbody> <tr> <td>1</td> <td>30.97</td> <td>24.00</td> <td>40.00</td> <td>-16.00</td> <td>30.38</td> <td>24.70</td> <td>0.54</td> <td>31.62</td> <td>---</td> <td>---</td> <td>Peak</td> </tr> <tr> <td>2</td> <td>167.74</td> <td>24.78</td> <td>43.50</td> <td>-18.72</td> <td>39.22</td> <td>15.90</td> <td>1.32</td> <td>31.66</td> <td>---</td> <td>---</td> <td>Peak</td> </tr> <tr> <td>3</td> <td>308.39</td> <td>33.73</td> <td>46.00</td> <td>-12.27</td> <td>43.98</td> <td>19.40</td> <td>1.83</td> <td>31.48</td> <td>---</td> <td>---</td> <td>Peak</td> </tr> <tr> <td>4</td> <td>369.50</td> <td>38.29</td> <td>46.00</td> <td>-7.71</td> <td>46.90</td> <td>20.80</td> <td>2.03</td> <td>31.44</td> <td>---</td> <td>---</td> <td>Peak</td> </tr> <tr> <td>5</td> <td>422.85</td> <td>42.60</td> <td>46.00</td> <td>-3.40</td> <td>49.15</td> <td>22.80</td> <td>2.15</td> <td>31.50</td> <td>---</td> <td>---</td> <td>Peak</td> </tr> <tr> <td>6</td> <td>466.50</td> <td>38.85</td> <td>46.00</td> <td>-7.15</td> <td>44.65</td> <td>23.43</td> <td>2.24</td> <td>31.47</td> <td>---</td> <td>---</td> <td>Peak</td> </tr> </tbody> </table>		Limit	Read	Ant	Cable	Preamp	APos	TPos	Remark	Freq	Level	Line	Margin	Level	Factor	Loss	Factor		MHz	dBuV/m	dBuV/m	dB	dBuV	dB/m	dB	dB	cm	deg	1	30.97	24.00	40.00	-16.00	30.38	24.70	0.54	31.62	---	---	Peak	2	167.74	24.78	43.50	-18.72	39.22	15.90	1.32	31.66	---	---	Peak	3	308.39	33.73	46.00	-12.27	43.98	19.40	1.83	31.48	---	---	Peak	4	369.50	38.29	46.00	-7.71	46.90	20.80	2.03	31.44	---	---	Peak	5	422.85	42.60	46.00	-3.40	49.15	22.80	2.15	31.50	---	---	Peak	6	466.50	38.85	46.00	-7.15	44.65	23.43	2.24	31.47	---	---	Peak	<table border="1"> <thead> <tr> <th></th> <th>Limit</th> <th>Read</th> <th>Ant</th> <th>Cable</th> <th>Preamp</th> <th>APos</th> <th>TPos</th> <th>Remark</th> </tr> <tr> <th>Freq</th> <th>Level</th> <th>Line</th> <th>Margin</th> <th>Level</th> <th>Factor</th> <th>Loss</th> <th>Factor</th> <th></th> </tr> <tr> <th>MHz</th> <th>dBuV/m</th> <th>dBuV/m</th> <th>dB</th> <th>dBuV</th> <th>dB/m</th> <th>dB</th> <th>dB</th> <th>cm</th> <th>deg</th> </tr> </thead> <tbody> <tr> <td>1</td> <td>32.91</td> <td>30.76</td> <td>40.00</td> <td>-9.24</td> <td>38.27</td> <td>23.60</td> <td>0.55</td> <td>31.66</td> <td>---</td> <td>---</td> <td>Peak</td> </tr> <tr> <td>2</td> <td>369.50</td> <td>33.72</td> <td>46.00</td> <td>-12.28</td> <td>42.33</td> <td>20.80</td> <td>2.03</td> <td>31.44</td> <td>---</td> <td>---</td> <td>Peak</td> </tr> <tr> <td>3</td> <td>425.76</td> <td>35.38</td> <td>46.00</td> <td>-10.62</td> <td>41.93</td> <td>22.80</td> <td>2.15</td> <td>31.50</td> <td>---</td> <td>---</td> <td>Peak</td> </tr> <tr> <td>4</td> <td>470.38</td> <td>31.73</td> <td>46.00</td> <td>-14.27</td> <td>37.44</td> <td>23.50</td> <td>2.25</td> <td>31.46</td> <td>---</td> <td>---</td> <td>Peak</td> </tr> <tr> <td>5</td> <td>556.71</td> <td>29.18</td> <td>46.00</td> <td>-16.82</td> <td>31.58</td> <td>26.32</td> <td>2.47</td> <td>31.19</td> <td>---</td> <td>---</td> <td>Peak</td> </tr> <tr> <td>6</td> <td>949.56</td> <td>33.42</td> <td>46.00</td> <td>-12.58</td> <td>30.19</td> <td>30.80</td> <td>3.23</td> <td>30.80</td> <td>---</td> <td>---</td> <td>Peak</td> </tr> </tbody> </table>		Limit	Read	Ant	Cable	Preamp	APos	TPos	Remark	Freq	Level	Line	Margin	Level	Factor	Loss	Factor		MHz	dBuV/m	dBuV/m	dB	dBuV	dB/m	dB	dB	cm	deg	1	32.91	30.76	40.00	-9.24	38.27	23.60	0.55	31.66	---	---	Peak	2	369.50	33.72	46.00	-12.28	42.33	20.80	2.03	31.44	---	---	Peak	3	425.76	35.38	46.00	-10.62	41.93	22.80	2.15	31.50	---	---	Peak	4	470.38	31.73	46.00	-14.27	37.44	23.50	2.25	31.46	---	---	Peak	5	556.71	29.18	46.00	-16.82	31.58	26.32	2.47	31.19	---	---	Peak	6	949.56	33.42	46.00	-12.58	30.19	30.80	3.23	30.80	---	---
	Limit	Read	Ant	Cable	Preamp	APos	TPos	Remark																																																																																																																																																																																																	
Freq	Level	Line	Margin	Level	Factor	Loss	Factor																																																																																																																																																																																																		
MHz	dBuV/m	dBuV/m	dB	dBuV	dB/m	dB	dB	cm	deg																																																																																																																																																																																																
1	30.97	24.00	40.00	-16.00	30.38	24.70	0.54	31.62	---	---	Peak																																																																																																																																																																																														
2	167.74	24.78	43.50	-18.72	39.22	15.90	1.32	31.66	---	---	Peak																																																																																																																																																																																														
3	308.39	33.73	46.00	-12.27	43.98	19.40	1.83	31.48	---	---	Peak																																																																																																																																																																																														
4	369.50	38.29	46.00	-7.71	46.90	20.80	2.03	31.44	---	---	Peak																																																																																																																																																																																														
5	422.85	42.60	46.00	-3.40	49.15	22.80	2.15	31.50	---	---	Peak																																																																																																																																																																																														
6	466.50	38.85	46.00	-7.15	44.65	23.43	2.24	31.47	---	---	Peak																																																																																																																																																																																														
	Limit	Read	Ant	Cable	Preamp	APos	TPos	Remark																																																																																																																																																																																																	
Freq	Level	Line	Margin	Level	Factor	Loss	Factor																																																																																																																																																																																																		
MHz	dBuV/m	dBuV/m	dB	dBuV	dB/m	dB	dB	cm	deg																																																																																																																																																																																																
1	32.91	30.76	40.00	-9.24	38.27	23.60	0.55	31.66	---	---	Peak																																																																																																																																																																																														
2	369.50	33.72	46.00	-12.28	42.33	20.80	2.03	31.44	---	---	Peak																																																																																																																																																																																														
3	425.76	35.38	46.00	-10.62	41.93	22.80	2.15	31.50	---	---	Peak																																																																																																																																																																																														
4	470.38	31.73	46.00	-14.27	37.44	23.50	2.25	31.46	---	---	Peak																																																																																																																																																																																														
5	556.71	29.18	46.00	-16.82	31.58	26.32	2.47	31.19	---	---	Peak																																																																																																																																																																																														
6	949.56	33.42	46.00	-12.58	30.19	30.80	3.23	30.80	---	---	Peak																																																																																																																																																																																														



## Appendix D. Duty Cycle Plots

Band	Duty Cycle(%)	T(ms)	1/T(kHz)	VBW Setting
802.11b	98.65	-	-	10Hz
802.11g	98.10	-	-	10Hz
802.11n HT20	97.97	1.930	0.518	1kHz
802.11n HT40	94.00	0.940	1.064	3kHz

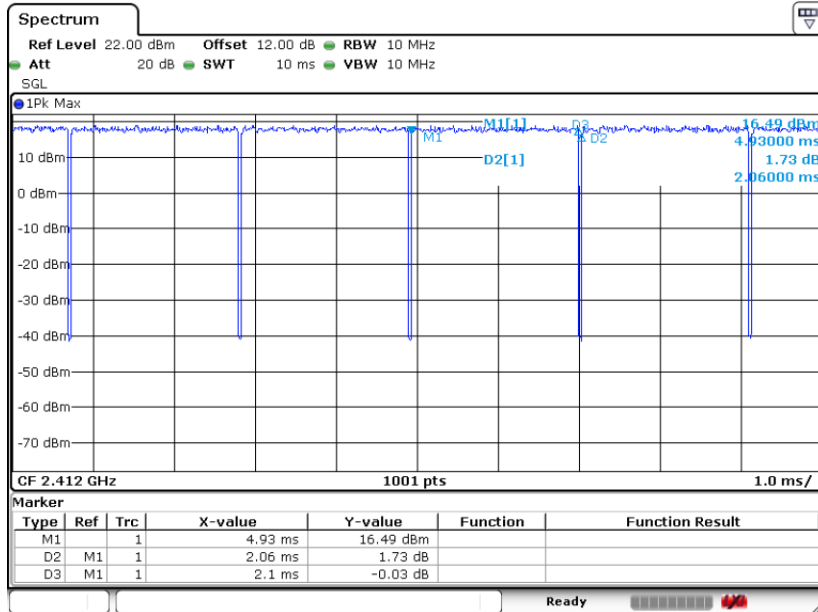
### 802.11b



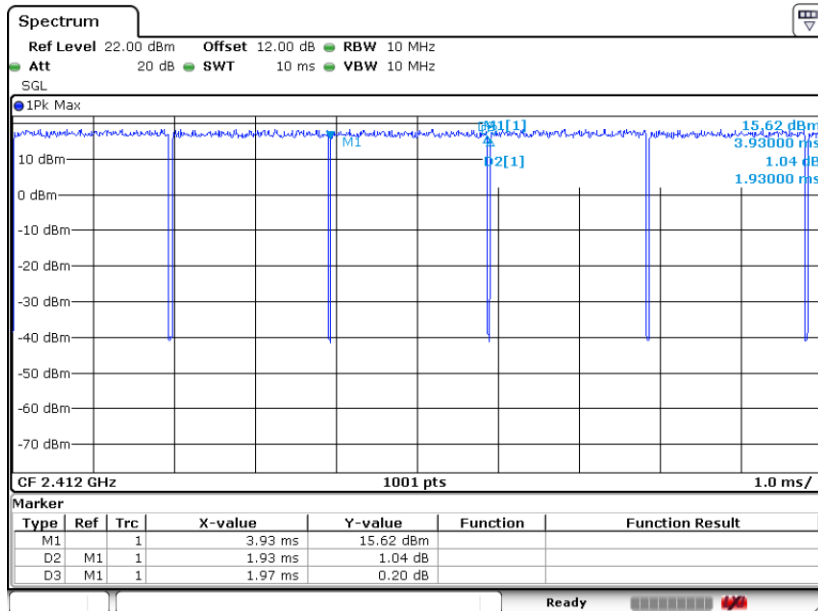




802.11g



802.11n HT20





802.11n HT40

