



FCC RF Test Report

APPLICANT : MeiG Smart Technology Co., Ltd
EQUIPMENT : Smart Module
BRAND NAME : MEIGLink
MODEL NAME : SNM927
FCC ID : 2APJ4-SNM927
STANDARD : FCC Part 15 Subpart E §15.407
CLASSIFICATION : (NII) Unlicensed National Information Infrastructure
TEST DATE(S) : Jun. 24, 2024 ~ Jul. 01, 2024

We, Sporton International Inc. (Kunshan), would like to declare that the tested sample has been evaluated in accordance with the test procedures and has been in compliance with the applicable technical standards.

This report contains data that were produced under subcontract by Sporton International Inc. (Shenzhen)

The test results in this report apply exclusively to the tested model / sample. Without written approval of Sporton International Inc. (Kunshan), the test report shall not be reproduced except in full.

Jason Jia



Approved by: Jason Jia

Sporton International Inc. (Kunshan)

**No. 1098, Pengxi North Road, Kunshan Economic Development Zone Jiangsu Province 215300
People's Republic of China**



TABLE OF CONTENTS

REVISION HISTORY..... 3

SUMMARY OF TEST RESULT 4

1 GENERAL DESCRIPTION 5

1.1 Applicant 5

1.2 Manufacturer..... 5

1.3 Product Feature of Equipment Under Test..... 5

1.4 Product Specification of Equipment Under Test..... 6

1.5 Modification of EUT 7

1.6 Testing Location 8

1.7 Test Software..... 9

1.8 Applicable Standards..... 9

2 TEST CONFIGURATION OF EQUIPMENT UNDER TEST 10

2.1 Carrier Frequency and Channel 10

2.2 Test Mode..... 12

2.3 Connection Diagram of Test System..... 13

2.4 Support Unit used in test configuration and system 14

2.5 EUT Operation Test Setup 14

2.6 Measurement Results Explanation Example..... 14

3 TEST RESULT..... 15

3.1 6dB and 26dB and 99% Occupied Bandwidth Measurement 15

3.2 Maximum Conducted Output Power Measurement 20

3.3 Power Spectral Density Measurement 22

3.4 Unwanted Emissions Measurement 26

3.5 AC Conducted Emission Measurement..... 31

3.6 Antenna Requirements 33

4 LIST OF MEASURING EQUIPMENT 34

5 MEASUREMENT UNCERTAINTY 35

APPENDIX A. CONDUCTED TEST RESULTS

APPENDIX B. AC CONDUCTED EMISSION TEST RESULT

APPENDIX C. RADIATED SPURIOUS EMISSION

APPENDIX D. DUTY CYCLE PLOTS

APPENDIX E. SETUP PHOTOGRAPHS



REVISION HISTORY

REPORT NO.	VERSION	DESCRIPTION	ISSUED DATE
FR462035D	Rev. 01	Initial issue of report	Jul. 05, 2024



SUMMARY OF TEST RESULT

Report Section	FCC Rule	Description	Limit for U-NII-1/2A/2C	Limit for U-NII-3	Result	Remark
3.1	2.1049 & 15.403(i)	6dB, 26dB & 99% Bandwidth	-	6dB Bandwidth > 500kHz	Pass	-
3.2	15.407(a)	Maximum Conducted Output Power	≤ 24 dBm	≤ 30 dBm	Pass	-
3.3	15.407(a)	Power Spectral Density	≤ 11 dBm/MHz	≤ 30 dBm/500kHz	Pass	-
3.4	15.407(b)	Unwanted Emissions	15.407(b) & 15.209(a)	15.407(b)(4)(i) & 15.209(a)	Pass	Under limit 3.69 dB at 411.21 MHz
3.5	15.207	AC Conducted Emission	15.207(a)	15.207(a)	Pass	Under limit 16.32 dB at 0.549 MHz
3.6	15.203 & 15.407(a)	Antenna Requirement	15.203 & 15.407(a)	15.203 & 15.407(a)	Pass	-

Conformity Assessment Condition:

- The test results (PASS/FAIL) with all measurement uncertainty excluded are presented against the regulation limits or in accordance with the requirements stipulated by the applicant/manufacturer who shall bear all the risks of non-compliance that may potentially occur if measurement uncertainty is taken into account.
- The measurement uncertainty please refer to each test result in the section "Measurement Uncertainty"

Disclaimer:

The product specifications of the EUT presented in the test report that may affect the test assessments are declared by the manufacturer who shall take full responsibility for the authenticity.



1 General Description

1.1 Applicant

MeiG Smart Technology Co., Ltd

2nd Floor,Office Building,No.5 Lingxia Road,Fenghuang,Fuyong Street,Bao'an District,Shenzhen City.

1.2 Manufacturer

MeiG Smart Technology Co., Ltd

2nd Floor,Office Building,No.5 Lingxia Road,Fenghuang,Fuyong Street,Bao'an District,Shenzhen City.

1.3 Product Feature of Equipment Under Test

Product Feature	
Equipment	Smart Module
Brand Name	MEIGLink
Model Name	SNM927
FCC ID	2APJ4-SNM927
SN	Conducted: NM92764BYE051700102 Conduction: NM92764BYE051700091 Radiation: NM92764BYE051700094
HW Version	V1.00
SW Version	T02
EUT Stage	Identical Prototype

Remark: The above EUT's information was declared by manufacturer. Please refer to the specifications or user's manual for more detailed description.



1.4 Product Specification of Equipment Under Test

Standards-related Product Specification	
Tx/Rx Frequency Range	5180 MHz ~ 5240 MHz 5260 MHz ~ 5320 MHz 5500 MHz ~ 5720 MHz 5745 MHz ~ 5825 MHz
Maximum Output Power to Antenna	<p><5180 MHz ~ 5240 MHz> 802.11a : 14.32 dBm / 0.0270 W 802.11n HT20 : 14.25 dBm / 0.0266 W 802.11n HT40 : 13.25 dBm / 0.0211 W 802.11ac VHT20: 14.60 dBm / 0.0288 W 802.11ac VHT40: 14.40 dBm / 0.0275 W 802.11ac VHT80: 12.48 dBm / 0.0177 W</p> <p><5260 MHz ~ 5320 MHz> 802.11a : 15.40 dBm / 0.0347 W 802.11n HT20 : 14.03 dBm / 0.0253 W 802.11n HT40 : 13.14 dBm / 0.0206 W 802.11ac VHT20: 15.27 dBm / 0.0337 W 802.11ac VHT40: 14.19 dBm / 0.0262 W 802.11ac VHT80: 12.19 dBm / 0.0166 W</p> <p><5500 MHz ~ 5720 MHz > 802.11a : 16.18 dBm / 0.0415 W 802.11n HT20 : 14.57 dBm / 0.0286 W 802.11n HT40 : 13.44 dBm / 0.0221 W 802.11ac VHT20: 16.00 dBm / 0.0398 W 802.11ac VHT40: 14.89 dBm / 0.0308 W 802.11ac VHT80: 12.43 dBm / 0.0175 W</p> <p><5745 MHz ~ 5825 MHz> 802.11a : 16.60 dBm / 0.0457 W 802.11n HT20 : 15.03 dBm / 0.0318 W 802.11n HT40 : 13.74 dBm / 0.0237 W 802.11ac VHT20: 16.50 dBm / 0.0447 W 802.11ac VHT40: 15.16 dBm / 0.0328 W 802.11ac VHT80: 12.80 dBm / 0.0191 W</p>



<p>99% Occupied Bandwidth</p>	<p><5180 MHz ~ 5240 MHz> 802.11a : 16.73 MHz 802.11ac VHT20 : 17.93 MHz 802.11ac VHT40 : 36.36 MHz 802.11ac VHT80 : 75.64 MHz <5260 MHz ~ 5320 MHz> 802.11a : 16.73 MHz 802.11ac VHT20 : 17.88 MHz 802.11ac VHT40 : 36.26 MHz 802.11ac VHT80 : 75.64 MHz <5500 MHz ~ 5720 MHz> 802.11a : 16.68 MHz 802.11ac VHT20 : 17.88 MHz 802.11ac VHT40 : 36.26 MHz 802.11ac VHT80 : 75.64 MHz <5745 MHz ~ 5825 MHz> 802.11a : 16.68 MHz 802.11ac VHT20 : 17.88 MHz 802.11ac VHT40 : 36.36 MHz 802.11ac VHT80 : 75.64 MHz</p>
<p>Antenna Type / Gain</p>	<p><5180 MHz ~ 5240 MHz> Glue Stick Antenna with gain 6.84 dBi <5260 MHz ~ 5320 MHz> Glue Stick Antenna with gain 7.17 dBi <5500 MHz ~ 5720 MHz> Glue Stick Antenna with gain 6.50 dBi <5745 MHz ~ 5825 MHz> Glue Stick Antenna with gain 5.47 dBi</p>
<p>Type of Modulation</p>	<p>802.11a/n : OFDM (BPSK / QPSK / 16QAM / 64QAM) 802.11ac : OFDM (BPSK / QPSK / 16QAM / 64QAM / 256QAM)</p>

Note: For 802.11n HT20 / ac VHT20 and 802.11n HT40 / ac VHT40 mode, the whole testing has assessed only 802.11ac VHT20/ VHT40 by referring to their higher conducted power.

1.5 Modification of EUT

No modifications are made to the EUT during all test items.



1.6 Testing Location

Sporton International Inc. (Kunshan) is accredited to ISO/IEC 17025:2017 by American Association for Laboratory Accreditation with Certificate Number 5145.02.

Test Firm	Sporton International Inc. (Kunshan)		
Test Site Location	No. 1098, Pengxi North Road, Kunshan Economic Development Zone Jiangsu Province 215300 People's Republic of China TEL : +86-512-57900158		
Test Site No.	Sporton Site No.	FCC Designation No.	FCC Test Firm Registration No.
	CO01-KS	CN1257	314309

Sporton International Inc. (ShenZhen) is accredited to ISO/IEC 17025:2017 by American Association for Laboratory Accreditation with Certificate Number 5145.01.

Test Firm	Sporton International Inc. (ShenZhen)		
Test Site Location	1/F, 2/F, Bldg 5, Shiling Industrial Zone, Xinwei Village, Xili, Nanshan, Shenzhen, 518055 People's Republic of China TEL: +86-755-86379589 FAX: +86-755-86379595		
Test Site No.	Sporton Site No.	FCC Designation No.	FCC Test Firm Registration No.
	TH01-SZ	CN1256	421272

Test Firm	Sporton International Inc. (ShenZhen)		
Test Site Location	101, 1st Floor, Block B, Building 1, No. 2, Tengfeng 4th Road, Fenghuang Community, Fuyong Street, Baoan District, Shenzhen City, Guangdong Province 518103 People's Republic of China TEL: +86-755-86066985		
Test Site No.	Sporton Site No.	FCC Designation No.	FCC Test Firm Registration No.
	03CH03-SZ	CN1256	421272

Test data subcontracted: Conducted/RSE test cases in section 3.1~3.4 of this report.



1.7 Test Software

Item	Site	Manufacturer	Name	Version
1.	CO01-KS	AUDIX	E3	6.2009-8-24
2.	03CH03-SZ	AUDIX	E3	6.2009-8-24

1.8 Applicable Standards

According to the specifications of the manufacturer, the EUT must comply with the requirements of the following standards:

- ♦ 47 CFR Part 15 Subpart E
- ♦ FCC KDB 789033 D02 General UNII Test Procedures New Rules v02r01.
- ♦ ANSI C63.10-2013

Remark:

1. All test items were verified and recorded according to the standards and without any deviation during the test.
2. This EUT has also been tested and complied with the requirements of FCC Part 15, Subpart B, recorded in a separate test report.



2 Test Configuration of Equipment Under Test

- a. The EUT has been associated with peripherals and configuration operated in a manner tended to maximize its emission characteristics in a typical application. Frequency range investigated: conduction emission (150 kHz to 30 MHz), radiation emission (9 kHz to the 10th harmonic of the highest fundamental frequency or to 40 GHz, whichever is lower). For radiated measurement, pre-scanned in three orthogonal panels, X, Y, Z. The worst cases (X plane) were recorded in this report.
- b. AC power line Conducted Emission was tested under maximum output power.

2.1 Carrier Frequency and Channel

Frequency Band	Channel	Freq.(MHz)	Channel	Freq. (MHz)
5180-5240 MHz U-NII-1	36	5180	44	5220
	38*	5190	46*	5230
	40	5200	48	5240
	42 [#]	5210	-	-

Frequency Band	Channel	Freq.(MHz)	Channel	Freq. (MHz)
5260-5320 MHz U-NII-2A	52	5260	60	5300
	54*	5270	62*	5310
	56	5280	64	5320
	58 [#]	5290	-	-

Frequency Band	Channel	Freq.(MHz)	Channel	Freq. (MHz)
5500-5720MHz U-NII-2C	100	5500	112	5560
	102*	5510	116	5580
	104	5520	132	5660
	106 [#]	5530	134*	5670
	108	5540	136	5680
	110*	5550	140	5700

Frequency Band	Channel	Freq.(MHz)	Channel	Freq. (MHz)
5745-5825 MHz U-NII-3	149	5745	157	5785
	151*	5755	159*	5795
	153	5765	161	5805
	155 [#]	5775	165	5825



Frequency Band	Channel	Freq.(MHz)	Channel	Freq. (MHz)
TDWR Channel	118*	5590	124	5620
	120	5600	126*	5630
	122 [#]	5610	128	5640
	-	-	114 ^{##}	5570

Frequency Band	Channel	Freq. (MHz)	Channel	Freq. (MHz)
Straddle Channel	138 [#]	5690	144	5720
	142*	5710	-	-

Note:

1. The above Frequency and Channel in "*" are 40MHz bandwidth.
2. The above Frequency and Channel in "[#]" are 80MHz bandwidth.



2.2 Test Mode

Final test modes are considering the modulation and worse data rates as below table.

Modulation	Data Rate
802.11a	6 Mbps
802.11ac VHT20	MCS0
802.11ac VHT40	MCS0
802.11ac VHT80	MCS0

AC Conducted Emission	Mode 1 : BT Link+ WLAN Link(5G)+ Powered from Test Jig
--------------------------------------	--

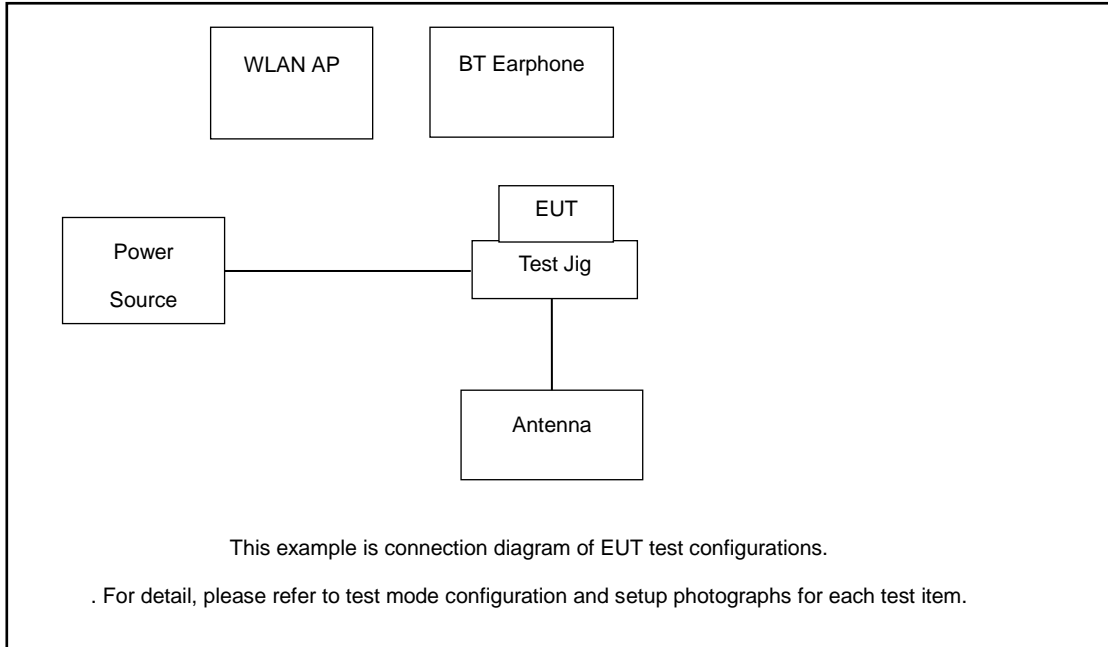
Ch. #		U-NII-1	U-NII-2A	U-NII-2C	U-NII-3
		20M BW	20M BW	20M BW	20M BW
L	Low	36	52	100	149
M	Middle	44	60	116	157
H	High	48	64	140	165
Straddle		-	-	144	-

Ch. #		U-NII-1	U-NII-2A	U-NII-2C	U-NII-3
		40M BW	40M BW	40M BW	40M BW
L	Low	38	54	102	151
M	Middle	-	-	110	-
H	High	46	62	134	159
Straddle		-	-	142	-

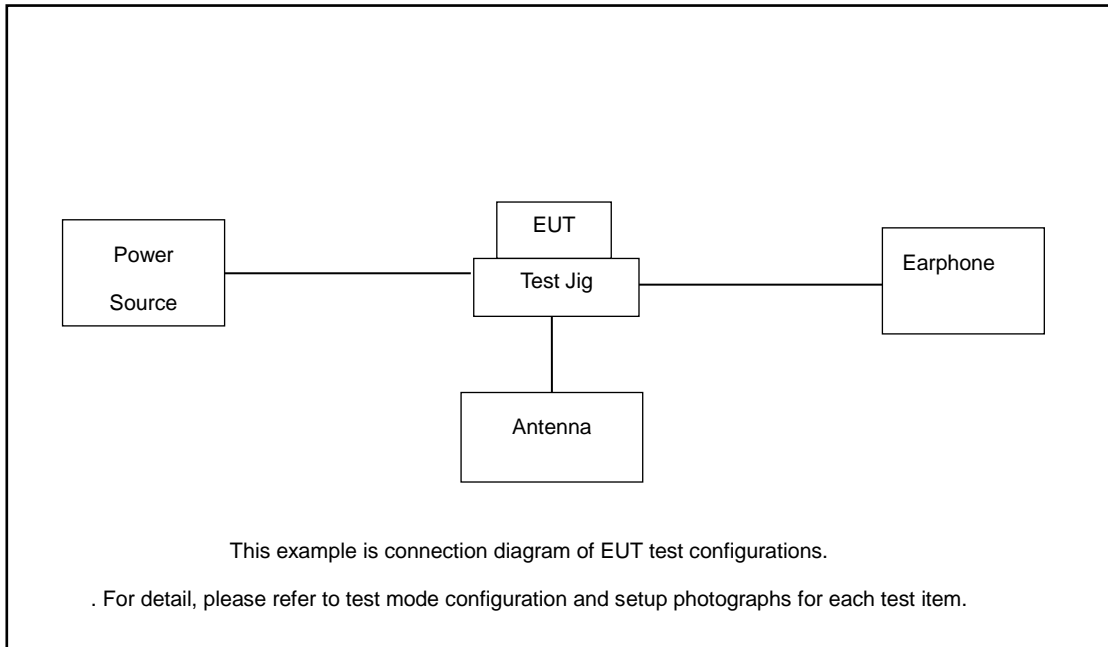
Ch. #		U-NII-1	U-NII-2A	U-NII-2C	U-NII-3
		80M BW	80M BW	80M BW	80M BW
L	Low	-	-	106	-
M	Middle	42	58	-	155
H	High	-	-	122	-
Straddle		-	-	138	-

2.3 Connection Diagram of Test System

For Conducted Emission:



For Radiated Emission:





2.4 Support Unit used in test configuration and system

Item	Equipment	Trade Name	Model Name	FCC ID	Data Cable	Power Cord
1.	Bluetooth Earphone	Lenovo	thinkplus-BH3	N/A	N/A	N/A
2.	WLAN AP	D-link	DIR-655	KA21R655B1	N/A	Unshielded,1.8m
3.	Notebook	Lenovo	G480	QDS-BRCM1050I	N/A	AC I/P: Unshielded, 1.8 m DC O/P: Shielded, 1.8 m
4.	Test jig	N/A	N/A	N/A	N/A	N/A
5.	Antenna	N/A	N/A	N/A	N/A	N/A
6.	Adapter	N/A	N/A	N/A	N/A	N/A
7.	Earphone	N/A	N/A	N/A	N/A	N/A

2.5 EUT Operation Test Setup

For WLAN RF test items, an engineering test program was provided and enabled to make EUT continuously transmit.

For AC power line conducted emissions, the EUT was set to connect with the WLAN AP under large package sizes transmission.

2.6 Measurement Results Explanation Example

For all conducted test items:

The offset level is set in the spectrum analyzer to compensate the RF cable loss and attenuator factor between EUT conducted output port and spectrum analyzer. With the offset compensation, the spectrum analyzer reading level is exactly the EUT RF output level.

Example :

The spectrum analyzer offset is derived from RF cable loss and attenuator factor.

Offset = RF cable loss + attenuator factor.

Following shows an offset computation example with cable loss 3.3 dB and 10dB attenuator.

$$\begin{aligned}
\text{Offset}(dB) &= \text{RF cable loss}(dB) + \text{attenuator factor}(dB). \\
&= 3.3 + 10 = 13.3 \text{ (dB)}
\end{aligned}$$



3 Test Result

3.1 6dB and 26dB and 99% Occupied Bandwidth Measurement

3.1.1 Description of 6dB and 26dB and 99% Occupied Bandwidth

The minimum 6 dB bandwidth shall be at least 500 kHz.

26dB and 99% Occupied bandwidth are reporting only.

3.1.2 Measuring Instruments

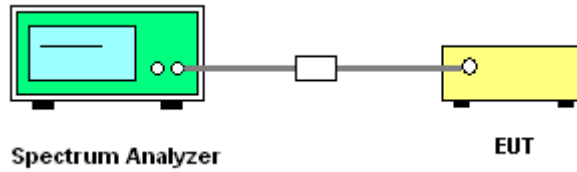
The measuring equipment is listed in the section 4 of this test report.

3.1.3 Test Procedures

- The testing follows FCC KDB 789033 D02 General UNII Test Procedures New Rules v02r01.

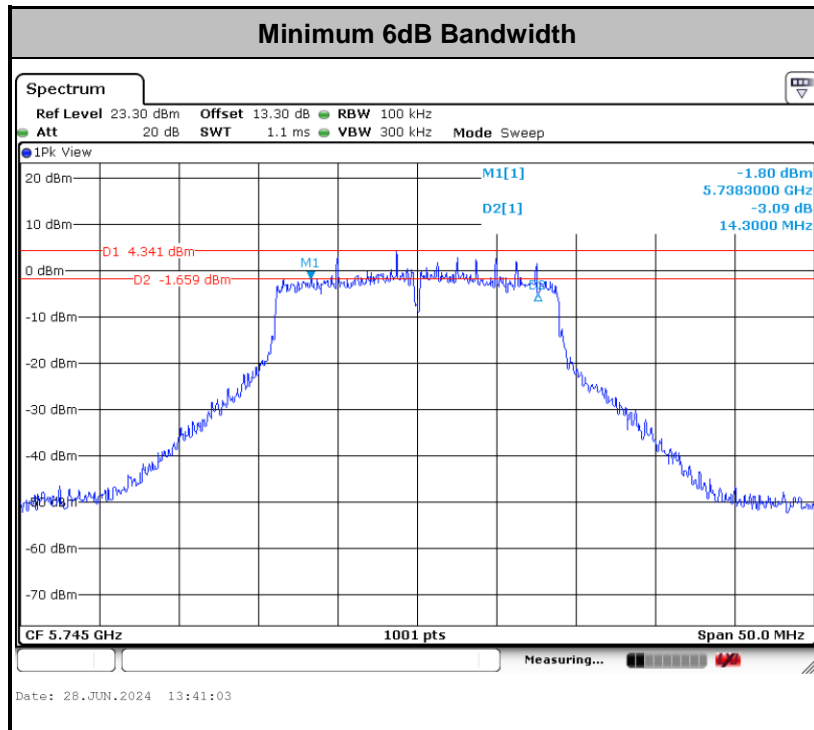
<input checked="" type="checkbox"/>	Section C) Bandwidth Measurement 1. Emission Bandwidth (EBW) and 99% OBW
	<ol style="list-style-type: none"> Set RBW = approximately 1% of the emission bandwidth. Set the VBW > RBW. Detector = Peak. Trace mode = max hold Measure the maximum width of the emission that is 26 dB down from the peak of the emission. Compare this with the RBW setting of the analyzer. Readjust RBW and repeat measurement as needed until the RBW/EBW ratio is approximately 1%. For 99% Bandwidth Measurement, the spectrum analyzer's resolution bandwidth (RBW) is set to 1%~5% of the OBW and set the Video bandwidth (VBW) ≥ 3 * RBW. Measure and record the results in the test report.
<input checked="" type="checkbox"/>	Section C) Bandwidth Measurement 2. Minimum Emission Bandwidth for the band 5.725 - 5.85 GHz
	<ol style="list-style-type: none"> Set RBW = 100kHz. Set the VBW ≥ 3 x RBW. Detector = Peak. Trace mode = max hold Measure the maximum width of the emission that is 6 dB down from the peak of the emission. Measure and record the results in the test report.

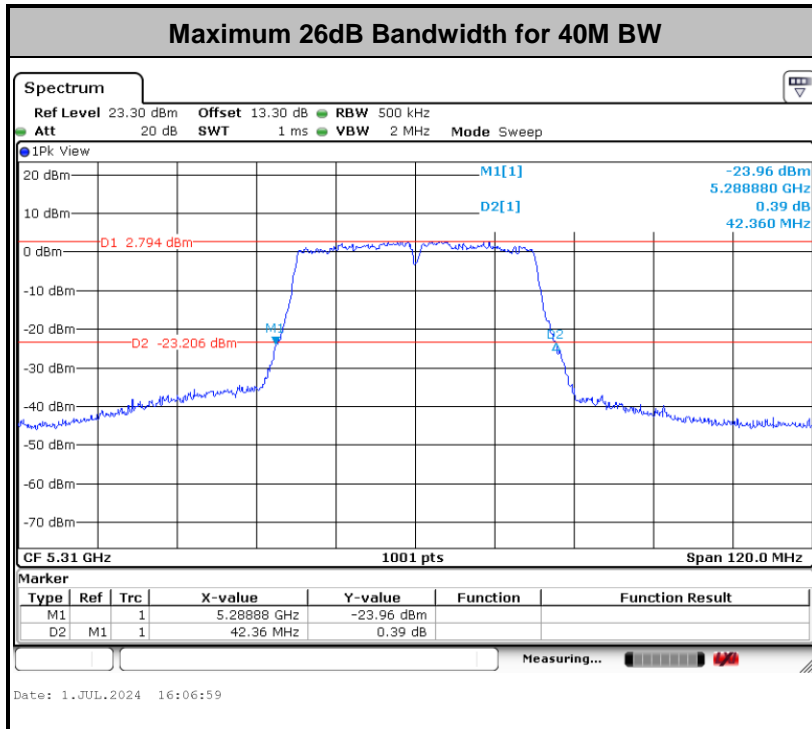
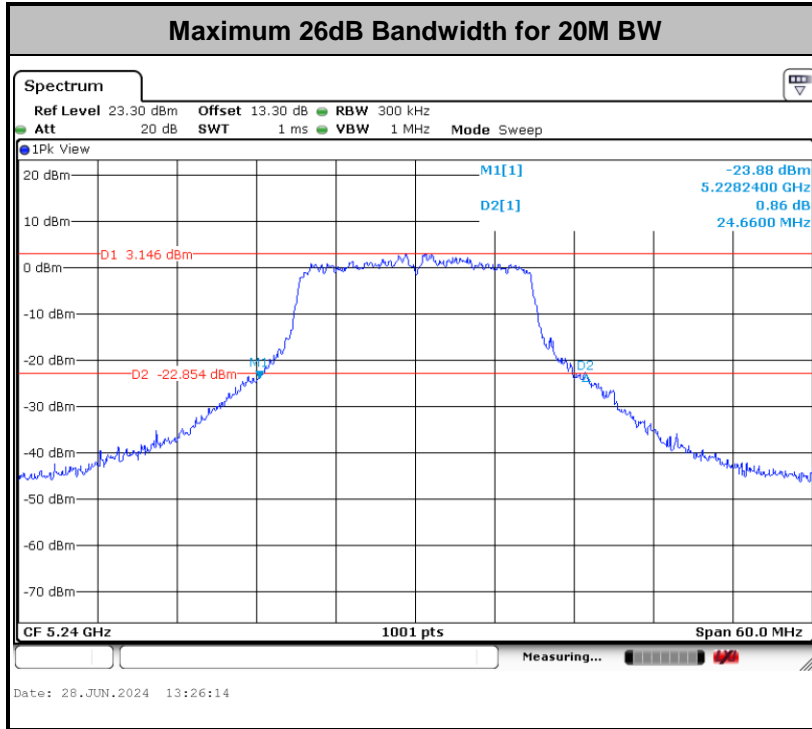
3.1.4 Test Setup

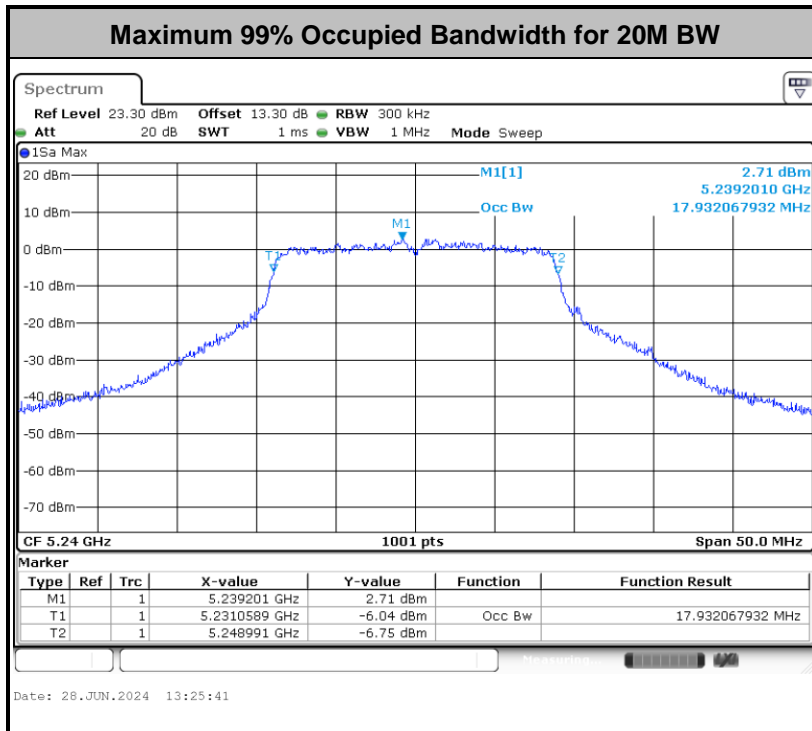
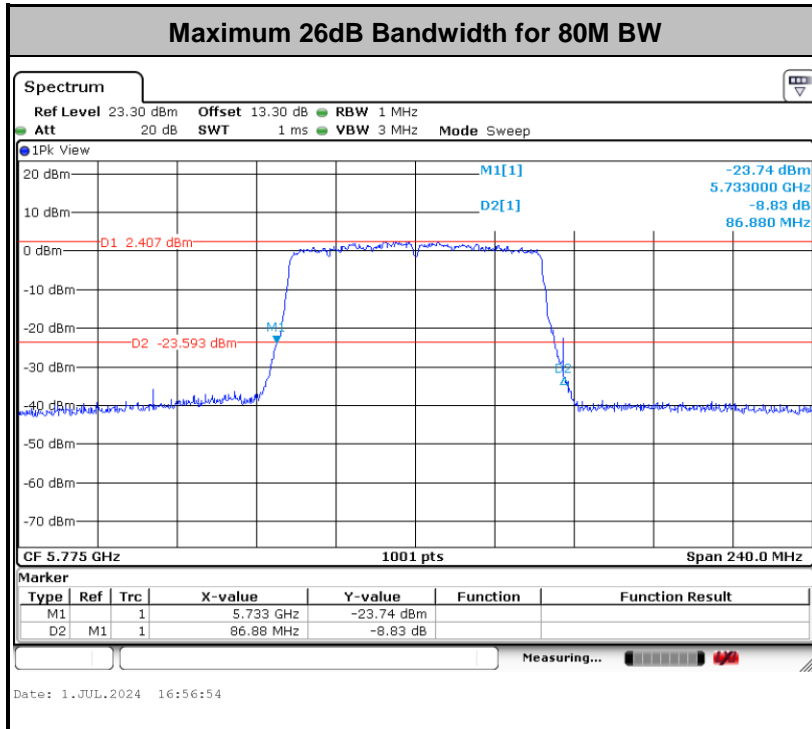


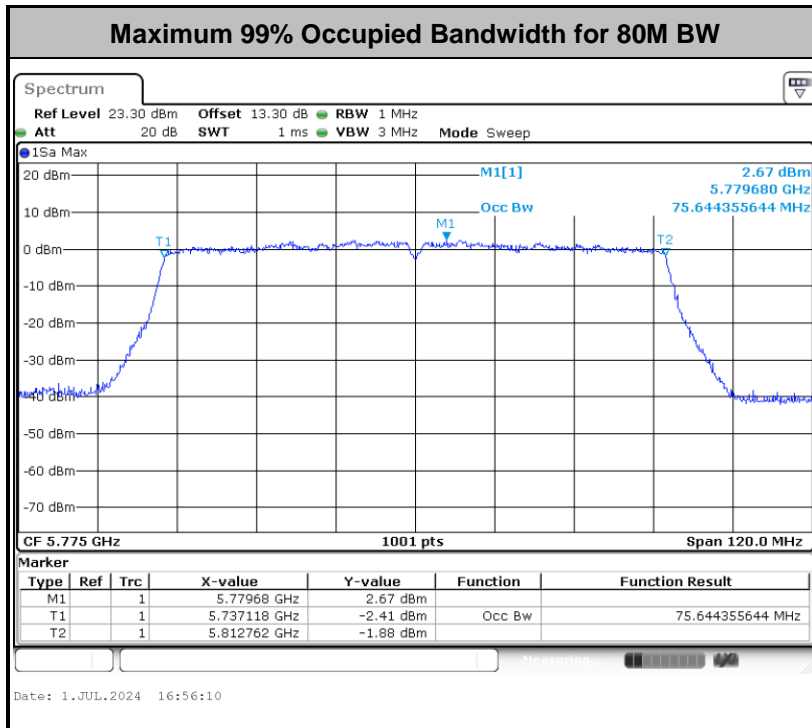
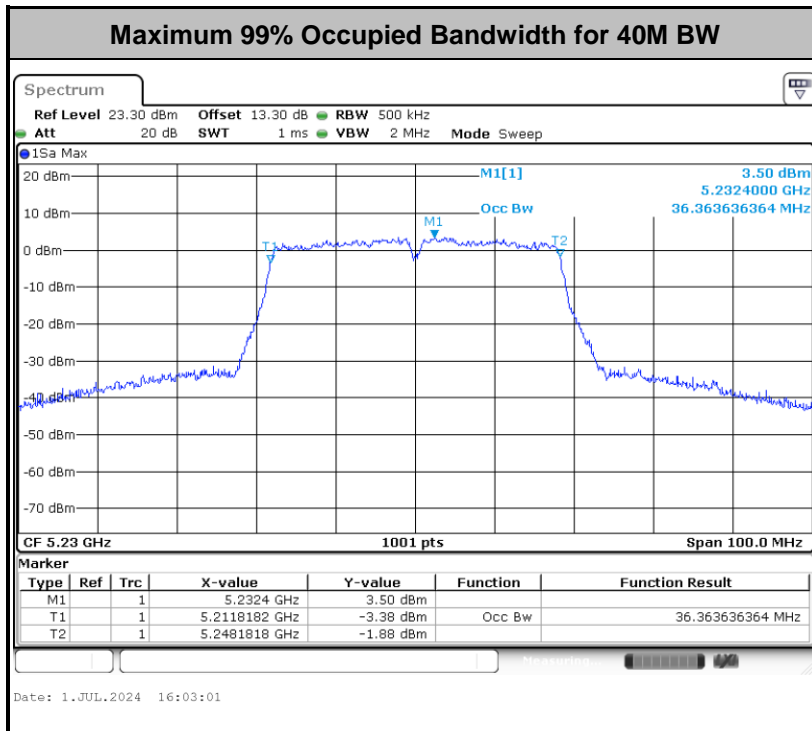
3.1.5 Test Result of 6dB Bandwidth

Please refer to Appendix A.









Note: The occupied channel bandwidth is maintained within the band of operation for all of the modulations.



3.2 Maximum Conducted Output Power Measurement

3.2.1 Limit of Maximum Conducted Output Power

<FCC 14-30 CFR 15.407>

For mobile and portable client devices in the 5.15–5.25 GHz band, the maximum conducted output power over the frequency band of operation shall not exceed 250 mW.

For the 5.25–5.725 GHz bands, the maximum conducted output power over the frequency bands of operation shall not exceed the lesser of 250 mW or $11 \text{ dBm} + 10 \log_{10} B$, where B is the 26 dB emission bandwidth in megahertz.

For the band 5.725–5.85 GHz, the maximum conducted output power over the frequency band of operation shall not exceed 1 W.

For Straddle Channel, According to KDB 789033 D02 General UNII Test Procedures New Rules v02r01, If the power and PSD of the devices are uniform and comply with the lower limits specified for the U-NII-2 bands, a single measurement over the entire emission bandwidth can be performed to show compliance.

If transmitting antennas of directional gain greater than 6 dBi are used, the peak output power shall be reduced by the amount in dB that the directional gain of the antenna exceeds 6 dBi.

Note that U-NII-2 band, devices with a maximum e.i.r.p. greater than 500 mW shall implement TPC in order to have the capability to operate at least 6 dB below the maximum permitted e.i.r.p. of 1 W.

3.2.2 Measuring Instruments

The measuring equipment is listed in the section 4 of this test report.

3.2.3 Test Procedures

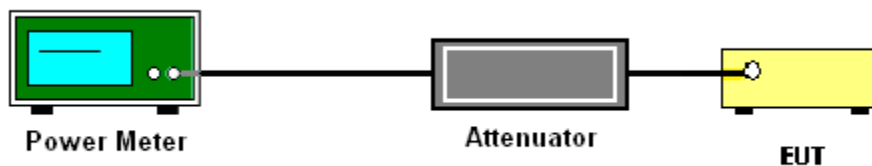
The testing follows Method PM of FCC KDB 789033 D02 General UNII Test Procedures New Rules v02r01.

Method PM (Measurement using an RF average power meter):

1. Measurement is performed using a wideband RF power meter.
2. The EUT is configured to transmit continuously with a consistent duty cycle at its maximum power control level.
3. Measure the average power of the transmitter, and the average power is corrected with duty factor, $10 \log(1/x)$, where x is the duty cycle.

For Straddle Channel, According to KDB 789033 D02 General UNII Test Procedures New Rules v02r01, If the power and PSD of the devices are uniform and comply with the lower limits specified for the U-NII-2 bands, a single measurement over the entire emission bandwidth can be performed to show compliance.

3.2.4 Test Setup



3.2.5 Test Result of Maximum Conducted Output Power

Please refer to Appendix A.



3.3 Power Spectral Density Measurement

3.3.1 Limit of Power Spectral Density

<FCC 14-30 CFR 15.407>

For mobile and portable client devices in the 5.15–5.25 GHz band, the maximum power spectral density shall not exceed 11dBm in any 1 megahertz band.

For the 5.25–5.725 GHz bands, the maximum power spectral density shall not exceed 11 dBm in any 1 megahertz band.

For the band 5.725–5.85 GHz, the maximum power spectral density shall not exceed 30 dBm in any 500-kHz band.

For Straddle Channel, According to KDB 789033 D02 General UNII Test Procedures New Rules v02r01, If the power and PSD of the devices are uniform and comply with the lower limits specified for the U-NII-2 bands, a single measurement over the entire emission bandwidth can be performed to show compliance.

If transmitting antennas of directional gain greater than 6 dBi are used, the peak output power shall be reduced by the amount in dB that the directional gain of the antenna exceeds 6 dBi.

3.3.2 Measuring Instruments

The measuring equipment is listed in the section 4 of this test report.



3.3.3 Test Procedures

The testing follows FCC KDB 789033 D02 General UNII Test Procedures New Rules v01r04.
Section F) Maximum power spectral density.

For devices operating in the bands UNII-1/2A/2C

Method SA-2

(trace averaging across on and off times of the EUT transmissions, followed by duty cycle correction).

- Measure the duty cycle.
- Set span to encompass the entire emission bandwidth (EBW) of the signal.
- Set RBW = 1 MHz.
- Set VBW \geq 3 MHz.
- Number of points in sweep \geq 2 Span / RBW.
- Sweep time = auto.
- Detector = RMS
- Trace average at least 100 traces in power averaging mode.
- Add $10 \log(1/x)$, where x is the duty cycle, to the measured power in order to compute the average power during the actual transmission times. For example, add $10 \log(1/0.25) = 6$ dB if the duty cycle is 25 percent.

For devices operating in the band UNII-3

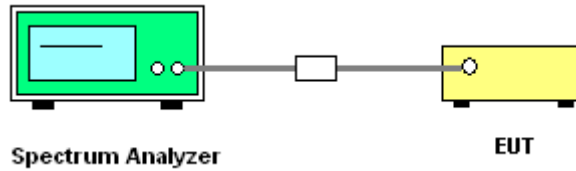
Method SA-2

(trace averaging across on and off times of the EUT transmissions, followed by duty cycle correction).

- Measure the duty cycle.
- Set span to encompass the entire emission bandwidth (EBW) of the signal.
- Set RBW = 500KHz (or 300 kHz if the SA can't set RBW=500KHz).
- Set VBW \geq 1 MHz.
- Number of points in sweep \geq 2 Span / RBW.
- Sweep time = auto.
- Detector = RMS
- Trace average at least 100 traces in power averaging mode.
- If the SA can't set RBW=500KHz, then add $10 \log(500\text{kHz}/\text{RBW})$ to the test result.
- Add $10 \log(1/x)$, where x is the duty cycle, to the measured power in order to compute the average power during the actual transmission times. For example, add $10 \log(1/0.25) = 6$ dB if the duty cycle is 25 percent.

1. The RF output of EUT was connected to the spectrum analyzer by a low loss cable.
2. Each plot has already offset with cable loss, and attenuator loss. Measure the PPSD and record it.

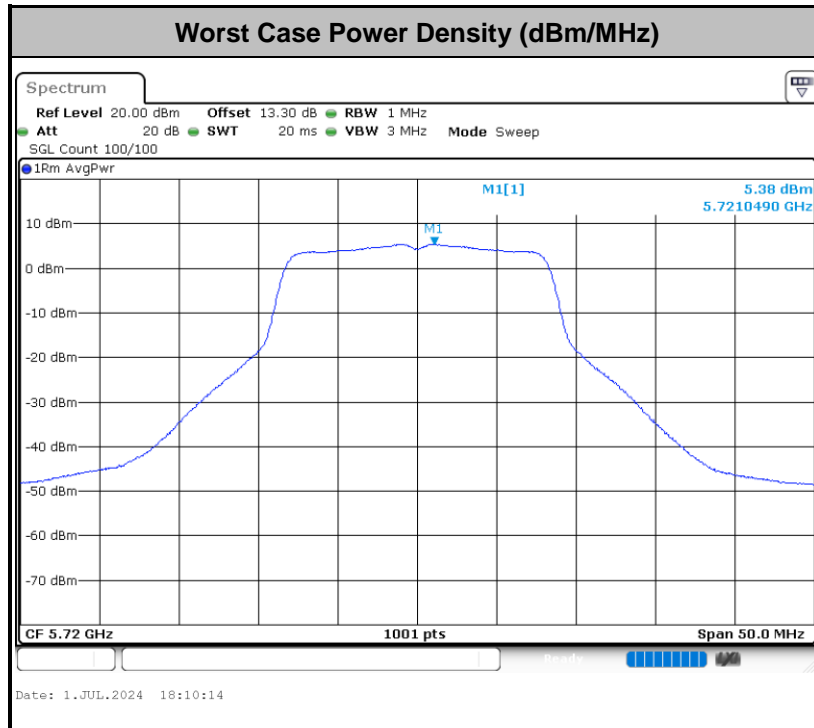
3.3.4 Test Setup



3.3.5 Test Result of Power Spectral Density

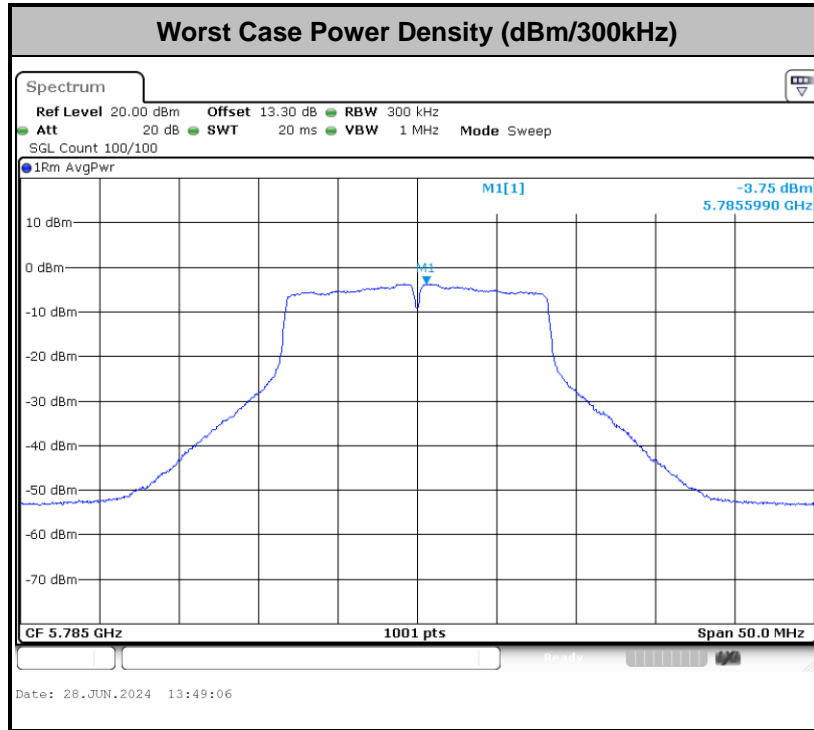
Please refer to Appendix A.

For devices operating in the bands UNII-1/2A/2C





For devices operating in the band UNII-3





3.4 Unwanted Emissions Measurement

This section as specified in FCC Part 15.407(b) is to measure unwanted emissions through radiated measurement for band edge spurious emissions and out of band emissions measurement. The unwanted emissions shall comply with 15.407(b)(1) to (6), and restricted bands per FCC Part 15.205.

3.4.1 Limit of Unwanted Emissions

- (1) For transmitters operating in the 5150-5250 MHz band: all emissions outside of the 5150-5350 MHz band shall not exceed an EIRP of -27 dBm/MHz.

For transmitters operating in the 5250-5350 MHz band: all emissions outside of the 5150-5350 MHz band shall not exceed an EIRP of -27 dBm/MHz. Devices operating in the 5250-5350 MHz band that generate emissions in the 5150-5250 MHz band must meet all applicable technical requirements for operation in the 5150-5250 MHz band (including indoor use) or alternatively meet an out-of-band emission EIRP limit of -27 dBm/MHz in the 5150-5250 MHz band.

For transmitters operating in the 5470-5600 MHz and 5650-5725 MHz band: all emissions outside of the 5470-5600 MHz and 5650-5725 MHz band shall not exceed an EIRP of -27 dBm/MHz.

- (2) For transmitters operating in the 5.725-5.85 GHz band:
15.407(b)(4)(i) All emissions shall be limited to a level of -27 dBm/MHz at 75 MHz or more above or below the band edge increasing linearly to 10 dBm/MHz at 25 MHz above or below the band edge, and from 25 MHz above or below the band edge increasing linearly to a level of 15.6 dBm/MHz at 5 MHz above or below the band edge, and from 5 MHz above or below the band edge increasing linearly to a level of 27 dBm/MHz at the band edge.



(3) Unwanted spurious emissions fallen in restricted bands shall comply with the general field strength limits as below table,

Frequency (MHz)	Field Strength (microvolts/meter)	Measurement Distance (meters)
0.009 – 0.490	2400/F(kHz)	300
0.490 – 1.705	24000/F(kHz)	30
1.705 – 30.0	30	30
30 – 88	100	3
88 – 216	150	3
216 - 960	200	3
Above 960	500	3

(4) EIRP (dBm)	Field Strength at 3m (dBµV/m)
- 27	68.3

Note: The following formula is used to convert the EIRP to field strength.

$$EIRP = E_{Meas} + 20\log (d_{Meas}) - 104.7$$

where

EIRP is the equivalent isotropically radiated power, in dBm

E_{Meas} is the field strength of the emission at the measurement distance, in dBµV/m

d_{Meas} is the measurement distance, in m

(4) ANSI C63.10-2013 clause 12.7.3 note 97

As specified by regulatory requirements, emissions above 1000 MHz that are outside of the restricted bands are subject to a peak emission limit. However, an out-of-band emission that complies with both the average and peak general regulatory limits is not required to satisfy the peak emission limit.

3.4.2 Measuring Instruments

The measuring equipment is listed in the section 4 of this test report.

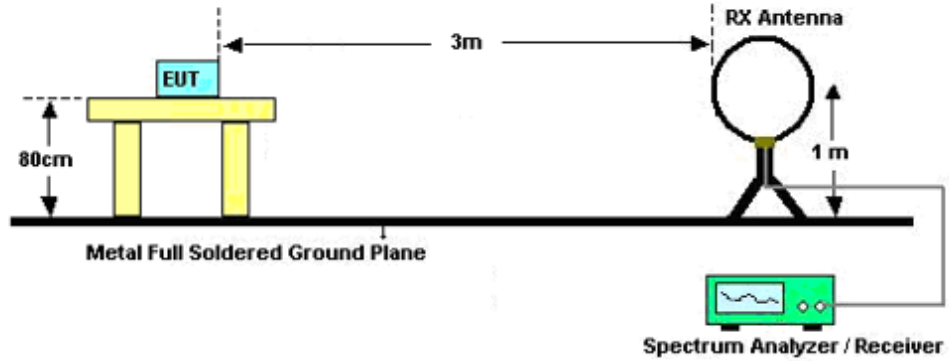


3.4.3 Test Procedures

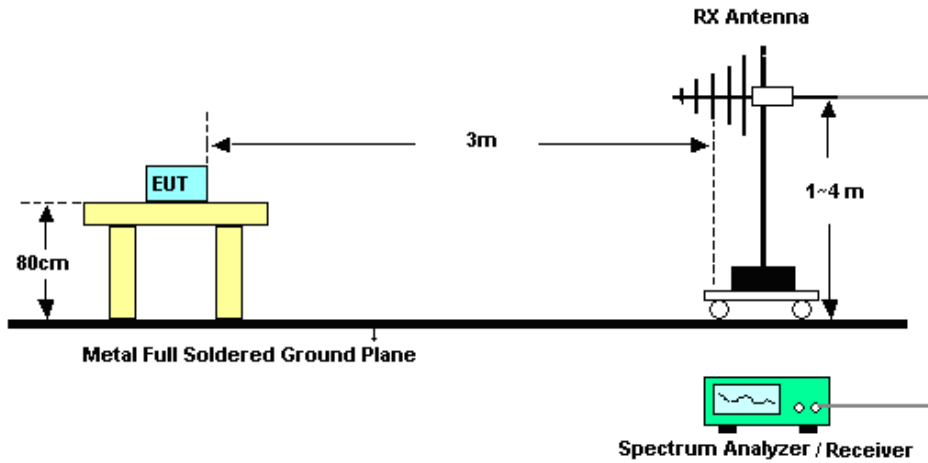
1. The testing follows FCC KDB 789033 D02 General UNII Test Procedures New Rules v01r04. Section G) Unwanted emissions measurement.
 - (1) Procedure for Unwanted Emissions Measurements Below 1000MHz
 - RBW = 120 kHz
 - VBW = 300 kHz
 - Detector = Peak
 - Trace mode = max hold
 - (2) Procedure for Peak Unwanted Emissions Measurements Above 1000 MHz
 - RBW = 1 MHz
 - VBW \geq 3 MHz
 - Detector = Peak
 - Sweep time = auto
 - Trace mode = max hold
 - (3) Procedures for Average Unwanted Emissions Measurements Above 1000MHz
 - RBW = 1 MHz
 - VBW = 10 Hz, when duty cycle is no less than 98 percent.
 - VBW \geq 1/T, when duty cycle is less than 98 percent where T is the minimum transmission duration over which the transmitter is on.
2. The EUT was placed on a turntable with 0.8 meter for frequency below 1GHz and 1.5 meter for frequency above 1GHz respectively above ground.
3. The EUT was set 3 meters from the interference receiving antenna which was mounted on the top of a variable height antenna tower.
4. The antenna is a broadband antenna and its height is adjusted between one meter and four meters above ground to find the maximum value of the field strength for both horizontal polarization and vertical polarization of the antenna.
5. For each suspected emission, the EUT was arranged to its worst case and then adjust the antenna tower (from 1 m to 4 m) and turntable (from 0 degree to 360 degrees) to find the maximum reading.
6. For testing below 1GHz, if the emission level of the EUT in peak mode was 3 dB lower than the limit specified, then peak values of EUT will be reported, otherwise, the emissions will be repeated one by one using the CISPR quasi-peak method and reported.
7. For testing above 1GHz, the emission level of the EUT in peak mode was 20dB lower than average limit (that means the emission level in average mode also complies with the limit in average mode), then peak values of EUT will be reported, otherwise, the emissions will be measured in average mode again and reported.

3.4.4 Test Setup

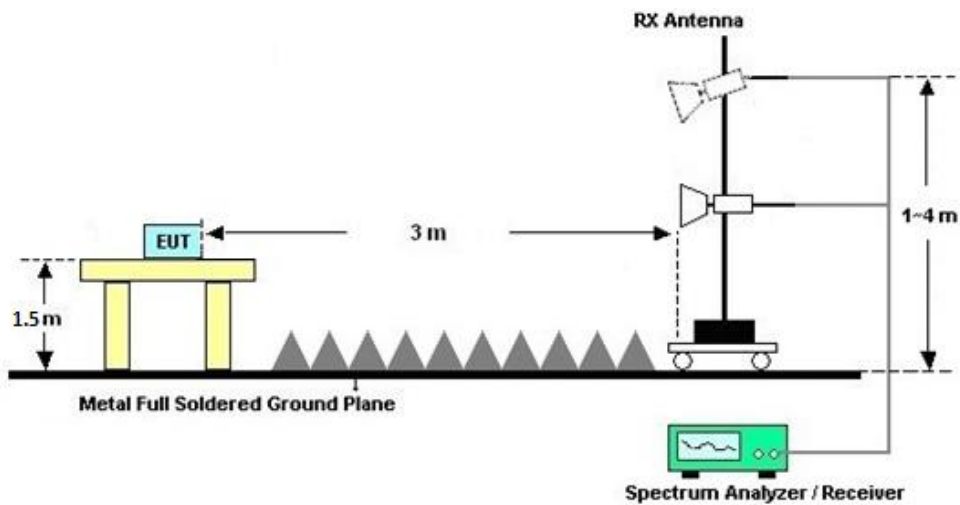
For radiated emissions below 30MHz



For radiated emissions from 30MHz to 1GHz



For radiated emissions above 1GHz





3.4.5 Test Results of Radiated Spurious Emissions (9 kHz ~ 30 MHz)

The low frequency, which started from 9 kHz to 30MHz, was pre-scanned and the result which was 20dB lower than the limit line was not reported.

There is a comparison data of both open-field test site and semi-Anechoic chamber, and the result came out very similar.

3.4.6 Test Result of Radiated Spurious at Band Edges

Please refer to Appendix C.

3.4.7 Duty Cycle

Please refer to Appendix D.

3.4.8 Test Result of Radiated Spurious Emissions (30MHz ~ 10th Harmonic)

Please refer to Appendix C.



3.5 AC Conducted Emission Measurement

3.5.1 Limit of AC Conducted Emission

For equipment that is designed to be connected to the public utility (AC) power line, the radio frequency voltage that is conducted back onto the AC power line on any frequency or frequencies within the band 150 kHz to 30 MHz shall not exceed the limits in the following table.

Frequency of emission (MHz)	Conducted limit (dBµV)	
	Quasi-peak	Average
0.15-0.5	66 to 56*	56 to 46*
0.5-5	56	46
5-30	60	50

*Decreases with the logarithm of the frequency.

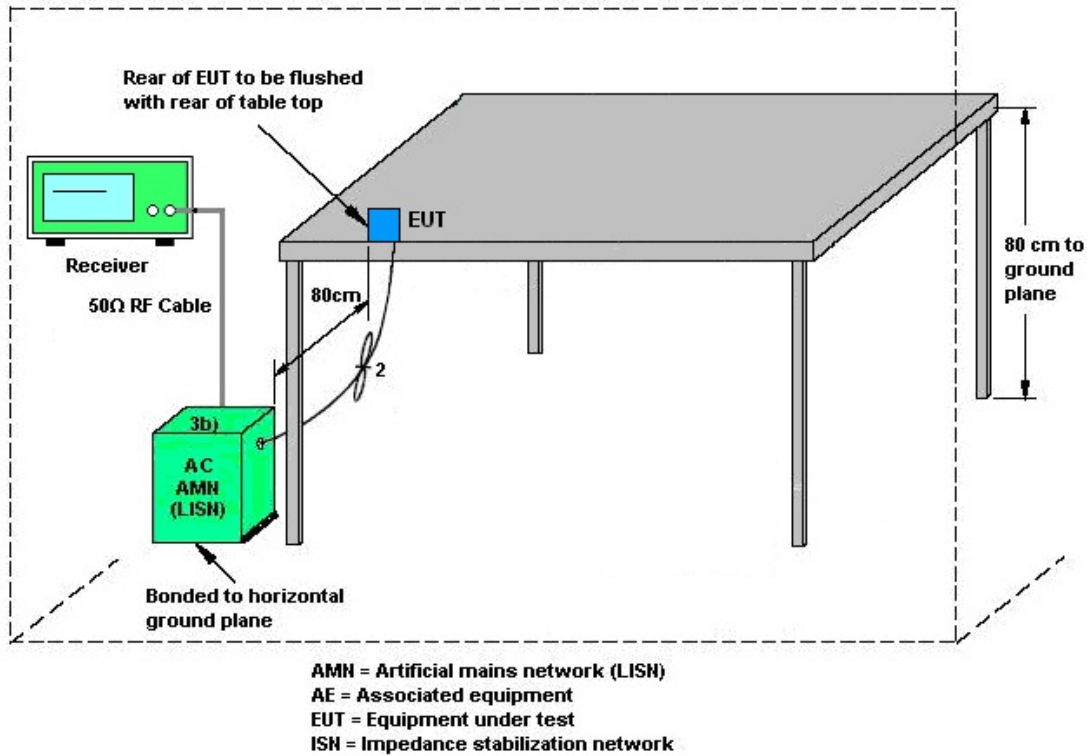
3.5.2 Measuring Instruments

The measuring equipment is listed in the section 4 of this test report.

3.5.3 Test Procedures

1. The EUT was placed 0.4 meter from the conducting wall of the shielding room was kept at least 80 centimeters from any other grounded conducting surface.
2. Connect EUT to the power mains through a line impedance stabilization network (LISN).
3. All the support units are connecting to the other LISN.
4. The LISN provides 50 ohm coupling impedance for the measuring instrument.
5. The FCC states that a 50 ohm, 50 microhenry LISN should be used.
6. Both sides of AC line were checked for maximum conducted interference.
7. The frequency range from 150 kHz to 30 MHz was searched.
8. Set the test-receiver system to Peak Detect Function and specified bandwidth with Maximum Hold Mode.

3.5.4 Test Setup



3.5.5 Test Result of AC Conducted Emission

Please refer to Appendix B.



3.6 Antenna Requirements

3.6.1 Standard Applicable

According to FCC 47 CFR Section 15.407(a)(1)(2) ,if transmitting antenna directional gain is greater than 6 dBi, both the peak transmit power and the peak power spectral density shall be reduced by the amount in dB that the directional gain of the antenna exceeds 6 dBi.

3.6.2 Antenna Anti-Replacement Construction

Non-standard antenna connector is used.

3.6.3 Antenna Gain

The power and PSD limit should be modified if the directional gain of EUT is over 6 dBi, as the following table.

		Power Limit Reduction (dB)	PSD Limit Reduction (dB)
UNII-1	6.84	0.84	0.84
UNII-2A	7.17	1.17	1.17
UNII-2C	6.50	0.50	0.50
UNII-3	5.47	0.00	0.00

Limit reduction = Gain – 6dBi, (min = 0)



4 List of Measuring Equipment

Instrument	Manufacturer	Model No.	Serial No.	Characteristics	Calibration Date	Test Date	Due Date	Remark
Spectrum Analyzer	R&S	FSV40	101078	10Hz~40GHz	Apr. 09, 2024	Jun. 28, 2024~ Jul. 01, 2024	Apr. 08, 2025	Conducted (TH01-SZ)
Pulse Power Sensor	Anritsu	MA2411B	1339473	30MHz~40GHz	Dec. 29, 2023	Jun. 28, 2024~ Jul. 01, 2024	Dec. 28, 2024	Conducted (TH01-SZ)
Power Meter	Anritsu	ML2495A	1218010	50MHz Bandwidth	Aug. 21, 2023	Jun. 28, 2024~ Jul. 01, 2024	Aug. 20, 2024	Conducted (TH01-SZ)
EMI Test Receiver&SA	KEYSIGHT	N9038A	MY54450083	20Hz~8.4GHz	Apr. 09, 2024	Jun. 24, 2204~ Jun. 27, 2024	Apr. 08, 2025	Radiation (03CH03-SZ)
EXA Spectrum Analyzer	KEYSIGHT	N9010A	MY55150246	10Hz~44GHz;	Apr. 09, 2024	Jun. 24, 2204~ Jun. 27, 2024	Apr. 08, 2025	Radiation (03CH03-SZ)
Loop Antenna	R&S	HFH2-Z2	100354	9kHz~30MHz	Jul. 28, 2022	Jun. 24, 2204~ Jun. 27, 2024	Jul. 27, 2024	Radiation (03CH03-SZ)
Bilog Antenna	TeseQ	CBL6112D	35408	30MHz-2GHz	Aug. 20, 2023	Jun. 24, 2204~ Jun. 27, 2024	Aug. 19, 2025	Radiation (03CH03-SZ)
Double Ridge Horn Antenna	SCHWARZBECK	BBHA9120D	9120D-1355	1GHz~18GHz	Apr. 09, 2024	Jun. 24, 2204~ Jun. 27, 2024	Apr. 08, 2025	Radiation (03CH03-SZ)
HF Amplifier	MITEQ	TTA1840-35-HG	1871923	18GHz~40GHz	Jul. 07, 2023	Jun. 24, 2204~ Jun. 27, 2024	Jul. 06, 2024	Radiation (03CH03-SZ)
SHF-EHF Horn	com-power	AH-840	101071	18Ghz-40GHz	Apr. 09, 2024	Jun. 24, 2204~ Jun. 27, 2024	Apr. 08, 2025	Radiation (03CH03-SZ)
Amplifier	Burgeon	BPA-530	102211	0.01Hz~3000MHz	Oct. 18, 2023	Jun. 24, 2204~ Jun. 27, 2024	Oct. 17, 2024	Radiation (03CH03-SZ)
HF Amplifier	MITEQ	AMF-7D-00101800-30-10P-R	1943528	1GHz~18GHz	Oct. 18, 2023	Jun. 24, 2204~ Jun. 27, 2024	Oct. 17, 2024	Radiation (03CH03-SZ)
Amplifier	Agilent Technologies	83017A	MY39501302	500MHz~26.5GHz	Dec. 27, 2023	Jun. 24, 2204~ Jun. 27, 2024	Dec. 26, 2024	Radiation (03CH03-SZ)
AC Power Source	Chroma	61601	616010002729	N/A	Oct. 18, 2023	Jun. 24, 2204~ Jun. 27, 2024	Oct. 17, 2024	Radiation (03CH03-SZ)
Turn Table	EM	EM1000	N/A	0~360 degree	NCR	Jun. 24, 2204~ Jun. 27, 2024	NCR	Radiation (03CH03-SZ)
Antenna Mast	EM	EM1000	N/A	1 m~4 m	NCR	Jun. 24, 2204~ Jun. 27, 2024	NCR	Radiation (03CH03-SZ)
EMI Receiver	R&S	ESC17	100768	9kHz~7GHz;	Apr. 18, 2024	Jun. 25, 2024	Apr. 17, 2025	Conduction (CO01-KS)
AC LISN (for auxiliary equipment)	MessTec	AN3016	060103	9kHz~30MHz	Oct. 11, 2023	Jun. 25, 2024	Oct. 10, 2024	Conduction (CO01-KS)
AC LISN	MessTec	AN3016	060105	9kHz~30MHz	Apr. 18, 2024	Jun. 25, 2024	Apr. 17, 2025	Conduction (CO01-KS)
AC Power Source	Chroma	61602	ABP00000811	AC 0V~300V, 45Hz~1000Hz	Oct. 11, 2023	Jun. 25, 2024	Oct. 10, 2024	Conduction (CO01-KS)

NCR: No Calibration Required



5 Measurement Uncertainty

The measurement uncertainties shown below were calculated in accordance with the requirements of ANSI 63.10-2013. All the measurement uncertainty value were shown with a coverage K=2 to indicate 95% level of confidence. The measurement data show herein meets or exceeds the CISPR measurement uncertainty values specified in CISPR 16-4-2 and can be compared directly to specified limit to determine compliance.

Uncertainty of Conducted Measurement

Test Item	Uncertainty
Conducted Spurious Emission & Bandedge	±1.34 dB
Occupied Channel Bandwidth	±0.012 MHz
Conducted Power	±1.34 dB
Conducted Power Spectral Density	±1.32 dB
Frequency	±1.3 Hz

Uncertainty of AC Conducted Emission Measurement (0.15 MHz ~ 30 MHz)

Measuring Uncertainty for a Level of Confidence of 95% (U = 2Uc(y))	2.84 dB
---	---------

Uncertainty of Radiated Emission Measurement (30 MHz ~ 1000 MHz)

Measuring Uncertainty for a Level of Confidence of 95% (U = 2Uc(y))	5.0 dB
---	--------

Uncertainty of Radiated Emission Measurement (1 GHz ~ 18 GHz)

Measuring Uncertainty for a Level of Confidence of 95% (U = 2Uc(y))	4.9 dB
---	--------

Uncertainty of Radiated Emission Measurement (18 GHz ~ 40 GHz)

Measuring Uncertainty for a Level of Confidence of 95% (U = 2Uc(y))	5.0 dB
---	--------

----- THE END -----



Appendix A. Conducted Test Results

Appendix A. Test Result of Conducted Test Items

Test Engineer:	Jason Zhang	Temperature:	21~25	°C
Test Date:	2024/6/28~2024/7/01	Relative Humidity:	51~54	%

TEST RESULTS DATA
26dB and 99% OBW

U-NII-1						
Mod.	Data Rate	NTX	CH.	Freq. (MHz)	99% Bandwidth (MHz)	26 dB Bandwidth (MHz)
11a	6Mbps	1	36	5180	16.73	23.04
11a	6Mbps	1	44	5220	16.73	24.36
11a	6Mbps	1	48	5240	16.73	24.30
VHT20	MCS0	1	36	5180	17.93	24.54
VHT20	MCS0	1	44	5220	17.88	23.88
VHT20	MCS0	1	48	5240	17.93	24.66
VHT40	MCS0	1	38	5190	36.26	42.24
VHT40	MCS0	1	46	5230	36.36	42.12
VHT80	MCS0	1	42	5210	75.64	84.48

TEST RESULTS DATA
Average Power Table

U-NII-1										
Mod.	Data Rate	Nrx	CH.	Freq. (MHz)	Duty Factor (dB)	Average Conducted Power (dBm)	FCC Conducted Power Limit (dBm)	DG (dBi)	Pass/Fail	Power Setting
11a	6Mbps	1	36	5180	0.06	14.29	23.16	6.84	Pass	14
11a	6Mbps	1	44	5220	0.06	14.17	23.16	6.84	Pass	14
11a	6Mbps	1	48	5240	0.06	14.32	23.16	6.84	Pass	14
HT20	MCS0	1	36	5180	0.09	14.07	23.16	6.84	Pass	14
HT20	MCS0	1	44	5220	0.09	13.89	23.16	6.84	Pass	14
HT20	MCS0	1	48	5240	0.09	14.25	23.16	6.84	Pass	14
HT40	MCS0	1	38	5190	0.18	13.25	23.16	6.84	Pass	13
HT40	MCS0	1	46	5230	0.18	13.13	23.16	6.84	Pass	13
VHT20	MCS0	1	36	5180	0.07	14.34	23.16	6.84	Pass	14
VHT20	MCS0	1	44	5220	0.07	14.24	23.16	6.84	Pass	14
VHT20	MCS0	1	48	5240	0.07	14.60	23.16	6.84	Pass	14
VHT40	MCS0	1	38	5190	0.18	14.40	23.16	6.84	Pass	14
VHT40	MCS0	1	46	5230	0.18	14.16	23.16	6.84	Pass	14
VHT80	MCS0	1	42	5210	0.76	12.48	23.16	6.84	Pass	12

TEST RESULTS DATA
Power Spectral Density

U-NII-1									
Mod.	Data Rate	NTX	CH.	Freq. (MHz)	Duty Factor (dB)	Average Power Density (dBm/MHz)	Average PSD Limit (dBm/MHz)	DG (dBi)	Pass/Fail
11a	6Mbps	1	36	5180	0.06	4.87	10.16	6.84	Pass
11a	6Mbps	1	44	5220	0.06	4.53	10.16	6.84	Pass
11a	6Mbps	1	48	5240	0.06	5.11	10.16	6.84	Pass
VHT20	MCS0	1	36	5180	0.09	-0.12	10.16	6.84	Pass
VHT20	MCS0	1	44	5220	0.09	-0.39	10.16	6.84	Pass
VHT20	MCS0	1	48	5240	0.09	0.00	10.16	6.84	Pass
VHT40	MCS0	1	38	5190	0.18	-0.63	10.16	6.84	Pass
VHT40	MCS0	1	46	5230	0.18	-1.18	10.16	6.84	Pass
VHT80	MCS0	1	42	5210	0.76	-5.67	10.16	6.84	Pass

Report Number : FR462035D

TEST RESULTS DATA
26dB and 99% OBW

U-NII-2A								
Mod.	Data Rate	NTX	CH.	Freq. (MHz)	99% Bandwidth (MHz)	26 dB Bandwidth (MHz)	FCC 26dB Bandwidth Power Limit (dBm)	Note
11a	6M bps	1	52	5260	16.73	22.92	23.98	
11a	6M bps	1	60	5300	16.68	23.22	23.98	
11a	6M bps	1	64	5320	16.68	22.50	23.98	
VHT20	MCS 0	1	52	5260	17.88	24.24	23.98	
VHT20	MCS 0	1	60	5300	17.88	23.76	23.98	
VHT20	MCS 0	1	64	5320	17.88	23.40	23.98	
VHT40	MCS 0	1	54	5270	36.26	42.00	23.98	
VHT40	MCS 0	1	62	5310	36.26	42.36	23.98	
VHT80	MCS 0	1	58	5290	75.64	84.48	23.98	

TEST RESULTS DATA
Average Power Table

U-NII-2A											Power Setting
Mod.	Data Rate	Ntx	CH.	Freq. (MHz)	Duty Factor (dB)	Average Conducted Power (dBm)	FCC Conducted Power Limit (dBm)	DG (dBi)	EIRP Power Limit (dBm)	Pass/Fail	
11a	6M bps	1	52	5260	0.06	15.40	22.81	7.17	26.99	Pass	15
11a	6M bps	1	60	5300	0.06	15.18	22.81	7.17	26.99	Pass	15
11a	6M bps	1	64	5320	0.06	14.98	22.81	7.17	26.99	Pass	15
HT20	MCS 0	1	52	5260	0.09	14.03	22.81	7.17	26.99	Pass	14
HT20	MCS 0	1	60	5300	0.09	14.01	22.81	7.17	26.99	Pass	14
HT20	MCS 0	1	64	5320	0.09	13.66	22.81	7.17	26.99	Pass	14
HT40	MCS 0	1	54	5270	0.18	13.14	22.81	7.17	26.99	Pass	13
HT40	MCS 0	1	62	5310	0.18	12.86	22.81	7.17	26.99	Pass	13
VHT20	MCS 0	1	52	5260	0.07	15.27	22.81	7.17	26.99	Pass	15
VHT20	MCS 0	1	60	5300	0.07	15.03	22.81	7.17	26.99	Pass	15
VHT20	MCS 0	1	64	5320	0.07	14.86	22.81	7.17	26.99	Pass	15
VHT40	MCS 0	1	54	5270	0.18	14.19	22.81	7.17	26.99	Pass	14
VHT40	MCS 0	1	62	5310	0.18	14.02	22.81	7.17	26.99	Pass	14
VHT80	MCS 0	1	58	5290	0.76	12.19	22.81	7.17	26.99	Pass	12

TEST RESULTS DATA
Power Spectral Density

U-NII-2A									
Mod.	Data Rate	NTX	CH.	Freq. (MHz)	Duty Factor (dB)	Average Power Density (dBm/MHz)	Average PSD Limit (dBm/MHz)	DG (dBi)	Pass/Fail
11a	6M bps	1	52	5260	0.06	4.70	9.83	7.17	Pass
11a	6M bps	1	60	5300	0.06	4.55	9.83	7.17	Pass
11a	6M bps	1	64	5320	0.06	4.25	9.83	7.17	Pass
VHT20	MCS 0	1	52	5260	0.09	-0.30	9.83	7.17	Pass
VHT20	MCS 0	1	60	5300	0.09	-0.53	9.83	7.17	Pass
VHT20	MCS 0	1	64	5320	0.09	-0.69	9.83	7.17	Pass
VHT40	MCS 0	1	54	5270	0.18	-1.35	9.83	7.17	Pass
VHT40	MCS 0	1	62	5310	0.18	-1.76	9.83	7.17	Pass
VHT80	MCS 0	1	58	5290	0.76	-6.43	9.83	7.17	Pass

TEST RESULTS DATA
26dB and 99% OBW

U-NII-2C								
Mod.	Data Rate	NTX	CH.	Freq. (MHz)	99% Bandwidth (MHz)	26 dB Bandwidth (MHz)	FCC 26dB Bandwidth Power Limit (dBm)	Note
11a	6M bps	1	100	5500	16.63	22.38	23.98	
11a	6M bps	1	116	5580	16.68	22.20	23.98	
11a	6M bps	1	140	5700	16.63	22.32	23.98	
11a	6Mbps	1	144	5720	16.63	22.26	23.98	
VHT20	MCS 0	1	100	5500	17.88	23.64	23.98	
VHT20	MCS 0	1	116	5580	17.83	23.34	23.98	
VHT20	MCS 0	1	140	5700	17.88	23.04	23.98	
VHT20	MCS0	1	144	5720	17.83	23.46	23.98	
VHT40	MCS 0	1	102	5510	36.26	42.00	23.98	
VHT40	MCS 0	1	110	5550	36.26	41.64	23.98	
VHT40	MCS 0	1	134	5670	36.26	41.88	23.98	
VHT40	MCS0	1	142	5710	36.26	41.88	23.98	
VHT80	MCS 0	1	106	5530	75.64	84.48	23.98	
VHT80	MCS 0	1	122	5610	75.64	83.76	23.98	
VHT80	MCS0	1	138	5690	75.64	84.72	23.98	

TEST RESULTS DATA
Average Power Table

U-NII-2C											Power Setting
Mod.	Data Rate	Ntx	CH.	Freq. (MHz)	Duty Factor (dB)	Average Conducted Power (dBm)	FCC Conducted Power Limit (dBm)	DG (dBi)	EIRP Power Limit (dBm)	Pass/Fail	
11a	6M bps	1	100	5500	0.06	15.19	23.48	6.50	26.99	Pass	15
11a	6M bps	1	116	5580	0.06	15.24	23.48	6.50	26.99	Pass	15
11a	6M bps	1	140	5700	0.06	16.09	23.48	6.50	26.99	Pass	15
11a	6M bps	1	144	5720	0.06	16.18	23.48	6.50	26.99	Pass	15
HT20	MCS 0	1	100	5500	0.09	13.77	23.48	6.50	26.99	Pass	14
HT20	MCS 0	1	116	5580	0.09	13.80	23.48	6.50	26.99	Pass	14
HT20	MCS 0	1	140	5700	0.09	14.51	23.48	6.50	26.99	Pass	14
HT20	MCS 0	1	144	5720	0.09	14.57	23.48	6.50	26.99	Pass	14
HT40	MCS 0	1	102	5510	0.18	12.81	23.48	6.50	26.99	Pass	13
HT40	MCS 0	1	110	5550	0.18	12.58	23.48	6.50	26.99	Pass	13
HT40	MCS 0	1	134	5670	0.18	13.11	23.48	6.50	26.99	Pass	13
HT40	MCS 0	1	142	5710	0.18	13.44	23.48	6.50	26.99	Pass	13
VHT20	MCS 0	1	100	5500	0.07	15.05	23.48	6.50	26.99	Pass	15
VHT20	MCS 0	1	116	5580	0.07	15.14	23.48	6.50	26.99	Pass	15
VHT20	MCS 0	1	140	5700	0.07	15.94	23.48	6.50	26.99	Pass	15
VHT20	MCS 0	1	144	5720	0.07	16.00	23.48	6.50	26.99	Pass	15
VHT40	MCS 0	1	102	5510	0.18	13.91	23.48	6.50	26.99	Pass	14
VHT40	MCS 0	1	110	5550	0.18	13.70	23.48	6.50	26.99	Pass	14
VHT40	MCS 0	1	134	5670	0.18	14.66	23.48	6.50	26.99	Pass	14
VHT40	MCS 0	1	142	5710	0.18	14.89	23.48	6.50	26.99	Pass	14
VHT80	MCS 0	1	106	5530	0.76	12.00	23.48	6.50	26.99	Pass	12
VHT80	MCS 0	1	122	5610	0.76	12.21	23.48	6.50	26.99	Pass	12
VHT80	MCS 0	1	138	5690	0.76	12.43	23.48	6.50	26.99	Pass	12

TEST RESULTS DATA
Power Spectral Density

U-NII-2C									
Mod.	Data Rate	NTX	CH.	Freq. (MHz)	Duty Factor (dB)	Average Power Density (dBm/MHz)	Average PSD Limit (dBm/MHz)	DG (dBi)	Pass/Fail
11a	6M bps	1	100	5500	0.06	4.80	10.50	6.50	Pass
11a	6M bps	1	116	5580	0.06	4.74	10.50	6.50	Pass
11a	6M bps	1	140	5700	0.06	5.36	10.50	6.50	Pass
11a	6Mbps	1	144	5720	0.06	5.44	10.50	6.50	Pass
VHT20	MCS 0	1	100	5500	0.09	-0.18	10.50	6.50	Pass
VHT20	MCS 0	1	116	5580	0.09	-0.43	10.50	6.50	Pass
VHT20	MCS 0	1	140	5700	0.09	0.39	10.50	6.50	Pass
VHT20	MCS0	1	144	5720	0.09	0.40	10.50	6.50	Pass
VHT40	MCS 0	1	102	5510	0.18	-2.47	10.50	6.50	Pass
VHT40	MCS 0	1	110	5550	0.18	-2.51	10.50	6.50	Pass
VHT40	MCS 0	1	134	5670	0.18	-0.99	10.50	6.50	Pass
VHT40	MCS0	1	142	5710	0.18	-0.72	10.50	6.50	Pass
VHT80	MCS 0	1	106	5530	0.76	-7.29	10.50	6.50	Pass
VHT80	MCS 0	1	122	5610	0.76	-6.72	10.50	6.50	Pass
VHT80	MCS0	1	138	5690	0.76	-5.80	10.50	6.50	Pass

TEST RESULTS DATA
6dB and 26dB EBW and 99% OBW

U-NII-3									
Mod.	Data Rate	NTX	CH.	Freq. (MHz)	99% Bandwidth (MHz)	26 dB Bandwidth (MHz)	6 dB Bandwidth (MHz)	6dB Bandwidth min. Limit (MHz)	Pass/Fail
11a	6M bps	1	149	5745	16.63	22.98	16.00	0.5	Pass
11a	6Mbps	1	157	5785	16.68	22.92	15.65	0.5	Pass
11a	6Mbps	1	165	5825	16.68	22.32	14.80	0.5	Pass
VHT20	MCS 0	1	149	5745	17.83	23.16	14.30	0.5	Pass
VHT20	MCS 0	1	157	5785	17.83	23.76	15.65	0.5	Pass
VHT20	MCS 0	1	165	5825	17.88	22.92	15.20	0.5	Pass
VHT40	MCS 0	1	151	5755	36.26	42.00	35.91	0.5	Pass
VHT40	MCS 0	1	159	5795	36.36	42.00	35.28	0.5	Pass
VHT80	MCS 0	1	155	5775	75.64	86.88	75.52	0.5	Pass

TEST RESULTS DATA
Average Power Table

U-NII-3										
Mod.	Data Rate	N _{TX}	CH.	Freq. (MHz)	Duty Factor (dB)	Average Conducted Power (dBm)	FCC Conducted Power Limit (dBm)	DG (dBi)		Pass/Fail
11a	6M bps	1	149	5745	0.06	16.21	30.00	5.47		Pass
11a	6Mbps	1	157	5785	0.06	16.60	30.00	5.47		Pass
11a	6Mbps	1	165	5825	0.06	16.28	30.00	5.47		Pass
HT20	MCS 0	1	149	5745	0.09	14.71	30.00	5.47		Pass
HT20	MCS 0	1	157	5785	0.09	15.03	30.00	5.47		Pass
HT20	MCS 0	1	165	5825	0.09	14.67	30.00	5.47		Pass
HT40	MCS 0	1	151	5755	0.18	13.62	30.00	5.47		Pass
HT40	MCS 0	1	159	5795	0.18	13.74	30.00	5.47		Pass
VHT20	MCS 0	1	149	5745	0.07	16.09	30.00	5.47		Pass
VHT20	MCS 0	1	157	5785	0.07	16.50	30.00	5.47		Pass
VHT20	MCS 0	1	165	5825	0.07	16.10	30.00	5.47		Pass
VHT40	MCS 0	1	151	5755	0.18	14.95	30.00	5.47		Pass
VHT40	MCS 0	1	159	5795	0.18	15.16	30.00	5.47		Pass
VHT80	MCS 0	1	155	5775	0.76	12.80	30.00	5.47		Pass

Setting
15
15
15
14
14
14
13
13
15
15
15
14
14
12

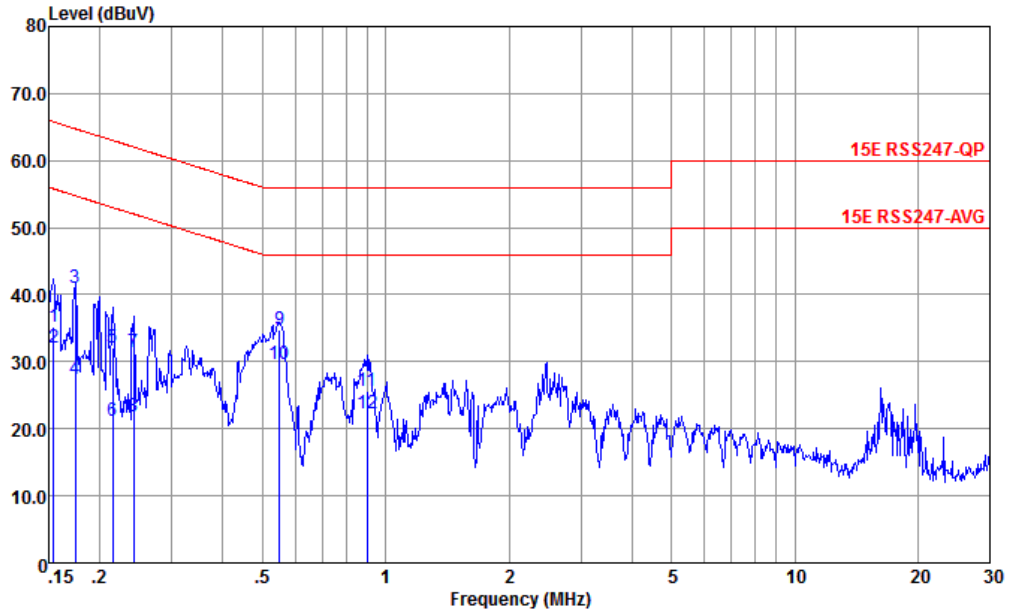
TEST RESULTS DATA
Power Spectral Density

U-NII-3										
Mod.	Data Rate	NTX	CH.	Freq. (MHz)	Duty Factor (dB)	10log (500kHz /RBW) Factor (dB)	Average Power Density (dBm/500kHz)	Average PSD Limit (dBm/500kHz)	DG (dBi)	Pass/Fail
11a	6M bps	1	149	5745	0.06	2.22	-1.93	30.00	5.47	Pass
11a	6Mbps	1	157	5785	0.06	2.22	-1.47	30.00	5.47	Pass
11a	6Mbps	1	165	5825	0.06	2.22	-1.74	30.00	5.47	Pass
VHT20	MCS 0	1	149	5745	0.09	2.22	-2.34	30.00	5.47	Pass
VHT20	MCS 0	1	157	5785	0.09	2.22	-1.89	30.00	5.47	Pass
VHT20	MCS 0	1	165	5825	0.09	2.22	-2.16	30.00	5.47	Pass
VHT40	MCS 0	1	151	5755	0.18	2.22	-3.49	30.00	5.47	Pass
VHT40	MCS 0	1	159	5795	0.18	2.22	-3.19	30.00	5.47	Pass
VHT80	MCS 0	1	155	5775	0.76	2.22	-8.30	30.00	5.47	Pass



Appendix B. AC Conducted Emission Test Results

Test Engineer :	Amos Zhang	Temperature :	25.3~26.2°C
		Relative Humidity :	38~40%
Test Voltage :	120Vac / 60Hz	Phase :	Line
Remark :	All emissions not reported here are more than 10 dB below the prescribed limit.		

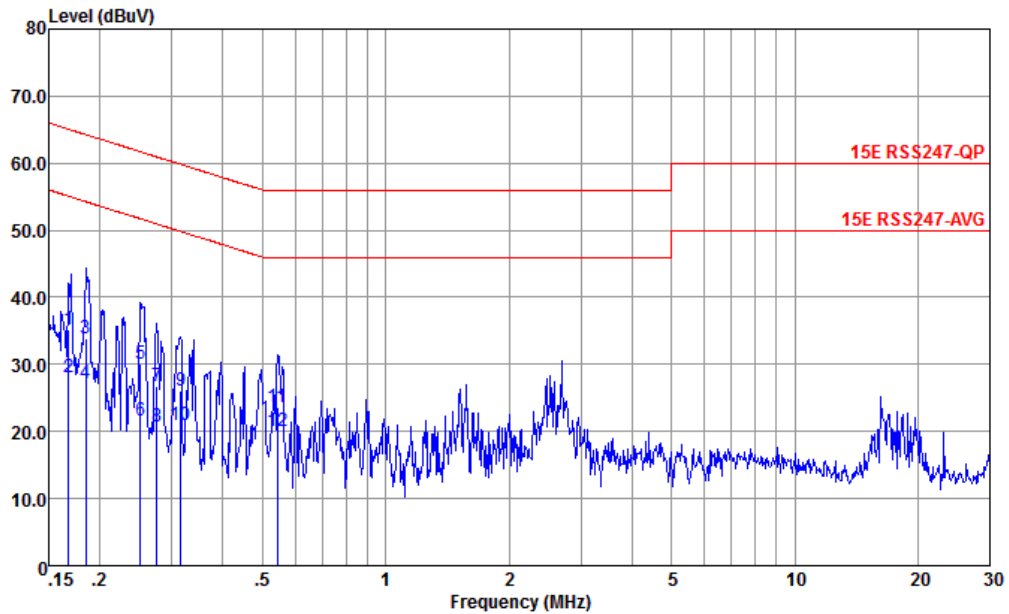


Site : CO01-KS
 Condition : 15E RSS247-QP LISN-060105-L 2024 LINE

	Freq	Level	Over	Limit	Read	LISN	Cable	Remark
	MHz	dBuV	Limit	Line	Level	Factor	Loss	
			dB	dBuV	dBuV	dB	dB	
1	0.154	35.14	-30.64	65.78	24.60	0.12	10.42	QP
2	0.154	32.04	-23.74	55.78	21.50	0.12	10.42	Average
3	0.174	41.01	-23.76	64.77	30.50	0.10	10.41	QP
4	0.174	27.41	-27.36	54.77	16.90	0.10	10.41	Average
5	0.215	32.08	-30.93	63.01	21.60	0.08	10.40	QP
6	0.215	21.08	-31.93	53.01	10.60	0.08	10.40	Average
7	0.242	31.36	-30.68	62.04	20.91	0.08	10.37	QP
8	0.242	21.76	-30.28	52.04	11.31	0.08	10.37	Average
9	0.549	34.68	-21.32	56.00	24.60	-0.12	10.20	QP
10 *	0.549	29.68	-16.32	46.00	19.60	-0.12	10.20	Average
11	0.899	25.53	-30.47	56.00	15.60	-0.17	10.10	QP
12	0.899	22.23	-23.77	46.00	12.30	-0.17	10.10	Average



Test Engineer :	Amos Zhang	Temperature :	25.3~26.2°C
		Relative Humidity :	38~40%
Test Voltage :	120Vac / 60Hz	Phase :	Neutral
Remark :	All emissions not reported here are more than 10 dB below the prescribed limit.		



Site : CO01-KS
 Condition : 15E RSS247-QP LISN-060105-N 2024 NEUTRAL

	Freq	Level	Over	Limit	Read	LISN	Cable	Remark
	MHz	dBuV	Limit	Line	Level	Factor	Loss	
			dB	dBuV	dBuV	dB	dB	
1	0.168	35.12	-29.96	65.08	24.58	0.12	10.42	QP
2	0.168	28.12	-26.96	55.08	17.58	0.12	10.42	Average
3	0.184	33.80	-30.48	64.28	23.26	0.13	10.41	QP
4	0.184	27.20	-27.08	54.28	16.66	0.13	10.41	Average
5	0.251	30.05	-31.68	61.73	19.69	-0.01	10.37	QP
6	0.251	21.55	-30.18	51.73	11.19	-0.01	10.37	Average
7	0.276	26.84	-34.10	60.94	16.56	-0.07	10.35	QP
8	0.276	20.74	-30.20	50.94	10.46	-0.07	10.35	Average
9	0.315	26.10	-33.74	59.84	15.90	-0.12	10.32	QP
10	0.315	20.90	-28.94	49.84	10.70	-0.12	10.32	Average
11	0.544	23.68	-32.32	56.00	13.63	-0.15	10.20	QP
12 *	0.544	19.98	-26.02	46.00	9.93	-0.15	10.20	Average

Note:

- Level(dBμV) = Read Level(dBμV) + LISN Factor(dB) + Cable Loss(dB)
- Over Limit(dB) = Level(dBμV) – Limit Line(dBμV)



Appendix C. Radiated Spurious Emission

Test Engineer :	Shunping You	Relative Humidity :	50%
		Temperature :	20-24°C

Radiated Spurious Emission Test Modes

Mode	Band	Band (GHz)	Modulation	Channel	Frequency	Data Rate	RU	Remark
Mode 1	U-NII-1	5.15-5.25	802.11a	36	5180	6Mbps	-	-
Mode 2	U-NII-1	5.15-5.25	802.11a	44	5220	6Mbps	-	-
Mode 3	U-NII-1	5.15-5.25	802.11a	48	5240	6Mbps	-	-
Mode 4	U-NII-2A	5.15-5.25	802.11a	52	5280	6Mbps	-	-
Mode 5	U-NII-2A	5.15-5.25	802.11a	60	5300	6Mbps	-	-
Mode 6	U-NII-2A	5.15-5.25	802.11a	64	5320	6Mbps	-	-
Mode 7	U-NII-2C	5.15-5.25	802.11a	100	5500	6Mbps	-	-
Mode 8	U-NII-2C	5.15-5.25	802.11a	116	5580	6Mbps	-	-
Mode 9	U-NII-2C	5.15-5.25	802.11a	140	5700	6Mbps	-	-
Mode 10	U-NII-1	5.25-5.35	802.11ac VHT20	36	5180	MCS0	-	-
Mode 11	U-NII-1	5.25-5.35	802.11ac VHT20	44	5220	MCS0	-	-
Mode 12	U-NII-1	5.25-5.35	802.11ac VHT20	48	5240	MCS0	-	-
Mode 13	U-NII-2A	5.25-5.35	802.11ac VHT20	52	5280	MCS0	-	-
Mode 14	U-NII-2A	5.25-5.35	802.11ac VHT20	60	5300	MCS0	-	-
Mode 15	U-NII-2A	5.25-5.35	802.11ac VHT20	64	5320	MCS0	-	-
Mode 16	U-NII-2C	5.25-5.35	802.11ac VHT20	100	5500	MCS0	-	-
Mode 17	U-NII-2C	5.25-5.35	802.11ac VHT20	116	5580	MCS0	-	-
Mode 18	U-NII-2C	5.25-5.35	802.11ac VHT20	140	5700	MCS0	-	-
Mode 19	U-NII-1	5.47-5.725	802.11ac VHT40	38	5190	MCS0	-	-
Mode 20	U-NII-1	5.47-5.725	802.11ac VHT40	46	5230	MCS0	-	-
Mode 21	U-NII-2A	5.47-5.725	802.11ac VHT40	54	5270	MCS0	-	-
Mode 22	U-NII-2A	5.47-5.725	802.11ac VHT40	62	5310	MCS0	-	-
Mode 23	U-NII-2C	5.47-5.725	802.11ac VHT40	102	5510	MCS0	-	-
Mode 24	U-NII-2C	5.47-5.725	802.11ac VHT40	110	5550	MCS0	-	-
Mode 25	U-NII-2C	5.47-5.725	802.11ac VHT40	134	5670	MCS0	-	-
Mode 26	U-NII-1	5.47-5.725	802.11ac VHT80	42	5210	MCS0	-	-
Mode 27	U-NII-2A	5.47-5.725	802.11ac VHT80	58	5290	MCS0	-	-
Mode 28	U-NII-2C	5.47-5.725	802.11ac VHT80	106	5530	MCS0	-	-
Mode 29	U-NII-2C	5.47-5.725	802.11ac VHT80	122	5610	MCS0	-	-
Mode 30	U-NII-3	5.725-5.85	802.11a	149	5745	6Mbps	-	-
Mode 31	U-NII-3	5.725-5.85	802.11a	157	5785	6Mbps	-	-
Mode 32	U-NII-3	5.725-5.85	802.11a	165	5825	6Mbps	-	-



Mode	Band	Band (GHz)	Modulation	Channel	Frequency	Data Rate	RU	Remark
Mode 33	U-NII-3	5.725-5.85	802.11ac VHT20	149	5745	MCS0	-	-
Mode 34	U-NII-3	5.725-5.85	802.11ac VHT20	157	5785	MCS0	-	-
Mode 35	U-NII-3	5.725-5.85	802.11ac VHT20	165	5825	MCS0	-	-
Mode 36	U-NII-3	5.725-5.85	802.11ac VHT40	151	5755	MCS0	-	-
Mode 37	U-NII-3	5.725-5.85	802.11ac VHT40	159	5795	MCS0	-	-
Mode 38	U-NII-3	5.725-5.85	802.11ac VHT80	155	5775	MCS0	-	-
Mode 39	U-NII-2C-3	5.47-5.725	802.11a	144	5720	6Mbps	-	-
Mode 40	U-NII-2C-3	5.47-5.725	802.11ac VHT20	144	5720	MCS0	-	-
Mode 41	U-NII-2C-3	5.47-5.725	802.11ac VHT40	142	5710	MCS0	-	-
Mode 42	U-NII-2C-3	5.47-5.725	802.11ac VHT80	138	5690	MCS0	-	-
Mode 43	U-NII-1	5.47-5.725	802.11ac VHT40	38	5190	MCS0	-	LF
Mode 44	U-NII-3	5.725-5.85	802.11ac VHT20	149	5745	MCS0	-	LF



Summary of each worse mode

Table with 11 columns: Mode, Modulation, Ch., Freq. (MHz), Level (dBuV/m), Limit (dBuV/m), Margin (dB), Pol., Peak Avg., Result, Remark. It contains 48 rows of test data for various modulation schemes like 802.11a, 802.11ac VHT20, and 802.11ac VHT40.



Mode	Modulation	Ch.	Freq. (MHz)	Level (dBuV/m)	Limit (dBuV/m)	Margin (dB)	Pol.	Peak Avg.	Result	Remark
23	802.11ac VHT40	102	5453.52	45.39	54.00	-8.61	V	AVERAGE	Pass	Band Edge
23	802.11ac VHT40	102	16530.00	46.93	68.30	-21.37	V	Peak	Pass	Harmonic
24	802.11ac VHT40	110	5431.40	41.45	54.00	-12.55	V	AVERAGE	Pass	Band Edge
24	802.11ac VHT40	110	16650.00	47.84	68.30	-20.46	V	Peak	Pass	Harmonic
25	802.11ac VHT40	134	5414.00	40.69	54.00	-13.31	V	AVERAGE	Pass	Band Edge
25	802.11ac VHT40	134	17010.00	46.99	68.30	-21.31	V	Peak	Pass	Harmonic
26	802.11ac VHT80	42	5146.16	45.42	54.00	-8.58	V	AVERAGE	Pass	Band Edge
26	802.11ac VHT80	42	10420.00	48.16	68.30	-20.14	V	Peak	Pass	Harmonic
27	802.11ac VHT80	58	5351.71	44.46	54.00	-9.54	H	AVERAGE	Pass	Band Edge
27	802.11ac VHT80	58	10580.00	47.62	68.30	-20.68	H	Peak	Pass	Harmonic
28	802.11ac VHT80	106	5459.62	42.41	54.00	-11.59	H	AVERAGE	Pass	Band Edge
28	802.11ac VHT80	106	16590.00	48.92	68.30	-19.38	H	Peak	Pass	Harmonic
29	802.11ac VHT80	122	5414.48	41.15	54.00	-12.85	V	AVERAGE	Pass	Band Edge
29	802.11ac VHT80	122	16830.00	47.72	68.30	-20.58	V	Peak	Pass	Harmonic
30	802.11a	149	5648.14	49.85	68.30	-18.45	V	PEAK	Pass	Band Edge
30	802.11a	149	17235.00	48.11	68.30	-20.19	H	Peak	Pass	Harmonic
31	802.11a	157	-	-	-	-	-	-	-	Band Edge
31	802.11a	157	17355.00	50.32	68.30	-17.98	H	Peak	Pass	Harmonic
32	802.11a	165	5933.75	50.62	68.30	-17.68	H	PEAK	Pass	Band Edge
32	802.11a	165	17475.00	49.75	68.30	-18.55	H	Peak	Pass	Harmonic
33	802.11ac VHT20	149	5634.08	53.98	68.30	-14.32	H	PEAK	Pass	Band Edge
33	802.11ac VHT20	149	17235.00	48.60	68.30	-19.70	V	Peak	Pass	Harmonic
34	802.11ac VHT20	157	-	-	-	-	-	-	-	Band Edge
34	802.11ac VHT20	157	17355.00	49.32	68.30	-18.98	H	Peak	Pass	Harmonic
35	802.11ac VHT20	165	5943.38	53.54	68.30	-14.76	V	PEAK	Pass	Band Edge
35	802.11ac VHT20	165	17475.00	49.75	68.30	-18.55	H	Peak	Pass	Harmonic
36	802.11ac VHT40	151	5944.54	52.90	68.30	-15.40	V	PEAK	Pass	Band Edge
36	802.11ac VHT40	151	17265.00	47.92	68.30	-20.38	H	Peak	Pass	Harmonic
37	802.11ac VHT40	159	5946.44	51.92	68.30	-16.38	V	PEAK	Pass	Band Edge
37	802.11ac VHT40	159	17385.00	49.47	68.30	-18.83	H	Peak	Pass	Harmonic
38	802.11ac VHT80	155	5929.88	50.98	68.30	-17.32	V	PEAK	Pass	Band Edge
38	802.11ac VHT80	155	17325.00	47.98	68.30	-20.32	H	Peak	Pass	Harmonic
39	802.11a	144	-	-	-	-	-	-	-	Band Edge
39	802.11a	144	17160.00	47.87	68.30	-20.43	V	Peak	Pass	Harmonic
40	802.11ac VHT20	144	-	-	-	-	-	-	-	Band Edge
40	802.11ac VHT20	144	17160.00	47.37	68.30	-20.93	H	Peak	Pass	Harmonic
41	802.11ac VHT40	142	-	-	-	-	-	-	-	Band Edge
41	802.11ac VHT40	142	17130.00	47.23	68.30	-21.07	H	Peak	Pass	Harmonic
42	802.11ac VHT80	138	-	-	-	-	-	-	-	Band Edge
42	802.11ac VHT80	138	17070.00	47.76	68.30	-20.54	H	Peak	Pass	Harmonic
43	802.11ac VHT40	38	425.76	41.05	46	-4.95	H	Peak	Pass	LF
44	802.11ac VHT20	149	411.21	42.31	46	-3.69	H	Peak	Pass	LF



		1																																																																								
Mode	Band Edge																																																																									
	U-NII-1_5.15-5.25_802.11a_CH36_5180MHz																																																																									
Pol.	Horizontal		Fundamental																																																																							
Peak	<p style="text-align: right;">Date: 2024-06-25</p> <table border="1"> <thead> <tr> <th>Limit</th> <th>Read</th> <th>Ant</th> <th>Cable</th> <th>Preamp</th> <th>APos</th> <th>TPos</th> <th>Remark</th> </tr> <tr> <th>Freq</th> <th>Level</th> <th>Line</th> <th>Margin</th> <th>Level</th> <th>Factor</th> <th>Loss</th> <th>Factor</th> </tr> <tr> <th>MHz</th> <th>dBuV/m</th> <th>dBuV/m</th> <th>dB</th> <th>dBuV</th> <th>dB/m</th> <th>dB</th> <th>dB</th> </tr> </thead> <tbody> <tr> <td>1</td> <td>5146.34</td> <td>52.74</td> <td>74.00</td> <td>-21.26</td> <td>42.84</td> <td>34.62</td> <td>7.92</td> <td>32.64</td> <td>337</td> <td>262</td> <td>PEAK</td> </tr> </tbody> </table>	Limit	Read	Ant	Cable	Preamp	APos	TPos	Remark	Freq	Level	Line	Margin	Level	Factor	Loss	Factor	MHz	dBuV/m	dBuV/m	dB	dBuV	dB/m	dB	dB	1	5146.34	52.74	74.00	-21.26	42.84	34.62	7.92	32.64	337	262	PEAK	<p style="text-align: right;">Date: 2024-06-25</p> <table border="1"> <thead> <tr> <th>Limit</th> <th>Read</th> <th>Ant</th> <th>Cable</th> <th>Preamp</th> <th>APos</th> <th>TPos</th> <th>Remark</th> </tr> <tr> <th>Freq</th> <th>Level</th> <th>Line</th> <th>Margin</th> <th>Level</th> <th>Factor</th> <th>Loss</th> <th>Factor</th> </tr> <tr> <th>MHz</th> <th>dBuV/m</th> <th>dBuV/m</th> <th>dB</th> <th>dBuV</th> <th>dB/m</th> <th>dB</th> <th>dB</th> </tr> </thead> <tbody> <tr> <td>1</td> <td>5180.00</td> <td>102.34</td> <td>-----</td> <td>-----</td> <td>92.38</td> <td>34.65</td> <td>7.94</td> <td>32.63</td> <td>337</td> <td>262</td> <td>PEAK</td> </tr> </tbody> </table>	Limit	Read	Ant	Cable	Preamp	APos	TPos	Remark	Freq	Level	Line	Margin	Level	Factor	Loss	Factor	MHz	dBuV/m	dBuV/m	dB	dBuV	dB/m	dB	dB	1	5180.00	102.34	-----	-----	92.38	34.65	7.94	32.63	337	262	PEAK
	Limit	Read	Ant	Cable	Preamp	APos	TPos	Remark																																																																		
Freq	Level	Line	Margin	Level	Factor	Loss	Factor																																																																			
MHz	dBuV/m	dBuV/m	dB	dBuV	dB/m	dB	dB																																																																			
1	5146.34	52.74	74.00	-21.26	42.84	34.62	7.92	32.64	337	262	PEAK																																																															
Limit	Read	Ant	Cable	Preamp	APos	TPos	Remark																																																																			
Freq	Level	Line	Margin	Level	Factor	Loss	Factor																																																																			
MHz	dBuV/m	dBuV/m	dB	dBuV	dB/m	dB	dB																																																																			
1	5180.00	102.34	-----	-----	92.38	34.65	7.94	32.63	337	262	PEAK																																																															
Avg	<p style="text-align: right;">Date: 2024-06-25</p> <table border="1"> <thead> <tr> <th>Limit</th> <th>Read</th> <th>Ant</th> <th>Cable</th> <th>Preamp</th> <th>APos</th> <th>TPos</th> <th>Remark</th> </tr> <tr> <th>Freq</th> <th>Level</th> <th>Line</th> <th>Margin</th> <th>Level</th> <th>Factor</th> <th>Loss</th> <th>Factor</th> </tr> <tr> <th>MHz</th> <th>dBuV/m</th> <th>dBuV/m</th> <th>dB</th> <th>dBuV</th> <th>dB/m</th> <th>dB</th> <th>dB</th> </tr> </thead> <tbody> <tr> <td>1</td> <td>5149.04</td> <td>41.61</td> <td>54.00</td> <td>-12.39</td> <td>31.71</td> <td>34.62</td> <td>7.92</td> <td>32.64</td> <td>337</td> <td>262</td> <td>AVERAGE</td> </tr> </tbody> </table>	Limit	Read	Ant	Cable	Preamp	APos	TPos	Remark	Freq	Level	Line	Margin	Level	Factor	Loss	Factor	MHz	dBuV/m	dBuV/m	dB	dBuV	dB/m	dB	dB	1	5149.04	41.61	54.00	-12.39	31.71	34.62	7.92	32.64	337	262	AVERAGE	<p style="text-align: right;">Date: 2024-06-25</p> <table border="1"> <thead> <tr> <th>Limit</th> <th>Read</th> <th>Ant</th> <th>Cable</th> <th>Preamp</th> <th>APos</th> <th>TPos</th> <th>Remark</th> </tr> <tr> <th>Freq</th> <th>Level</th> <th>Line</th> <th>Margin</th> <th>Level</th> <th>Factor</th> <th>Loss</th> <th>Factor</th> </tr> <tr> <th>MHz</th> <th>dBuV/m</th> <th>dBuV/m</th> <th>dB</th> <th>dBuV</th> <th>dB/m</th> <th>dB</th> <th>dB</th> </tr> </thead> <tbody> <tr> <td>1</td> <td>5180.00</td> <td>95.26</td> <td>-----</td> <td>-----</td> <td>85.30</td> <td>34.65</td> <td>7.94</td> <td>32.63</td> <td>337</td> <td>262</td> <td>AVERAGE</td> </tr> </tbody> </table>	Limit	Read	Ant	Cable	Preamp	APos	TPos	Remark	Freq	Level	Line	Margin	Level	Factor	Loss	Factor	MHz	dBuV/m	dBuV/m	dB	dBuV	dB/m	dB	dB	1	5180.00	95.26	-----	-----	85.30	34.65	7.94	32.63	337	262	AVERAGE
Limit	Read	Ant	Cable	Preamp	APos	TPos	Remark																																																																			
Freq	Level	Line	Margin	Level	Factor	Loss	Factor																																																																			
MHz	dBuV/m	dBuV/m	dB	dBuV	dB/m	dB	dB																																																																			
1	5149.04	41.61	54.00	-12.39	31.71	34.62	7.92	32.64	337	262	AVERAGE																																																															
Limit	Read	Ant	Cable	Preamp	APos	TPos	Remark																																																																			
Freq	Level	Line	Margin	Level	Factor	Loss	Factor																																																																			
MHz	dBuV/m	dBuV/m	dB	dBuV	dB/m	dB	dB																																																																			
1	5180.00	95.26	-----	-----	85.30	34.65	7.94	32.63	337	262	AVERAGE																																																															



Mode	1																																																																									
	Band Edge																																																																									
	U-NII-1_5.15-5.25_802.11a_CH36_5180MHz																																																																									
Pol.	Vertical	Fundamental																																																																								
Peak	<table border="1"> <thead> <tr> <th>Limit</th> <th>Read</th> <th>Ant</th> <th>Cable</th> <th>Preamp</th> <th>APos</th> <th>TPos</th> <th>Remark</th> </tr> <tr> <th>Freq</th> <th>Level</th> <th>Line</th> <th>Margin</th> <th>Level</th> <th>Factor</th> <th>Loss</th> <th>Factor</th> </tr> <tr> <th>MHz</th> <th>dBuV/m</th> <th>dBuV/m</th> <th>dB</th> <th>dBuV</th> <th>dB/m</th> <th>dB</th> <th>dB</th> </tr> </thead> <tbody> <tr> <td>1</td> <td>5149.58</td> <td>51.21</td> <td>74.00</td> <td>-22.79</td> <td>41.31</td> <td>34.62</td> <td>7.92</td> <td>32.64</td> <td>336</td> <td>178</td> <td>PEAK</td> </tr> </tbody> </table>	Limit	Read	Ant	Cable	Preamp	APos	TPos	Remark	Freq	Level	Line	Margin	Level	Factor	Loss	Factor	MHz	dBuV/m	dBuV/m	dB	dBuV	dB/m	dB	dB	1	5149.58	51.21	74.00	-22.79	41.31	34.62	7.92	32.64	336	178	PEAK	<table border="1"> <thead> <tr> <th>Limit</th> <th>Read</th> <th>Ant</th> <th>Cable</th> <th>Preamp</th> <th>APos</th> <th>TPos</th> <th>Remark</th> </tr> <tr> <th>Freq</th> <th>Level</th> <th>Line</th> <th>Margin</th> <th>Level</th> <th>Factor</th> <th>Loss</th> <th>Factor</th> </tr> <tr> <th>MHz</th> <th>dBuV/m</th> <th>dBuV/m</th> <th>dB</th> <th>dBuV</th> <th>dB/m</th> <th>dB</th> <th>dB</th> </tr> </thead> <tbody> <tr> <td>1</td> <td>5180.00</td> <td>99.46</td> <td>-----</td> <td>-----</td> <td>89.50</td> <td>34.65</td> <td>7.94</td> <td>32.63</td> <td>336</td> <td>178</td> <td>PEAK</td> </tr> </tbody> </table>	Limit	Read	Ant	Cable	Preamp	APos	TPos	Remark	Freq	Level	Line	Margin	Level	Factor	Loss	Factor	MHz	dBuV/m	dBuV/m	dB	dBuV	dB/m	dB	dB	1	5180.00	99.46	-----	-----	89.50	34.65	7.94	32.63	336	178	PEAK
	Limit	Read	Ant	Cable	Preamp	APos	TPos	Remark																																																																		
Freq	Level	Line	Margin	Level	Factor	Loss	Factor																																																																			
MHz	dBuV/m	dBuV/m	dB	dBuV	dB/m	dB	dB																																																																			
1	5149.58	51.21	74.00	-22.79	41.31	34.62	7.92	32.64	336	178	PEAK																																																															
Limit	Read	Ant	Cable	Preamp	APos	TPos	Remark																																																																			
Freq	Level	Line	Margin	Level	Factor	Loss	Factor																																																																			
MHz	dBuV/m	dBuV/m	dB	dBuV	dB/m	dB	dB																																																																			
1	5180.00	99.46	-----	-----	89.50	34.65	7.94	32.63	336	178	PEAK																																																															
Avg	<table border="1"> <thead> <tr> <th>Limit</th> <th>Read</th> <th>Ant</th> <th>Cable</th> <th>Preamp</th> <th>APos</th> <th>TPos</th> <th>Remark</th> </tr> <tr> <th>Freq</th> <th>Level</th> <th>Line</th> <th>Margin</th> <th>Level</th> <th>Factor</th> <th>Loss</th> <th>Factor</th> </tr> <tr> <th>MHz</th> <th>dBuV/m</th> <th>dBuV/m</th> <th>dB</th> <th>dBuV</th> <th>dB/m</th> <th>dB</th> <th>dB</th> </tr> </thead> <tbody> <tr> <td>1</td> <td>5132.12</td> <td>41.36</td> <td>54.00</td> <td>-12.64</td> <td>31.49</td> <td>34.61</td> <td>7.91</td> <td>32.65</td> <td>336</td> <td>178</td> <td>AVERAGE</td> </tr> </tbody> </table>	Limit	Read	Ant	Cable	Preamp	APos	TPos	Remark	Freq	Level	Line	Margin	Level	Factor	Loss	Factor	MHz	dBuV/m	dBuV/m	dB	dBuV	dB/m	dB	dB	1	5132.12	41.36	54.00	-12.64	31.49	34.61	7.91	32.65	336	178	AVERAGE	<table border="1"> <thead> <tr> <th>Limit</th> <th>Read</th> <th>Ant</th> <th>Cable</th> <th>Preamp</th> <th>APos</th> <th>TPos</th> <th>Remark</th> </tr> <tr> <th>Freq</th> <th>Level</th> <th>Line</th> <th>Margin</th> <th>Level</th> <th>Factor</th> <th>Loss</th> <th>Factor</th> </tr> <tr> <th>MHz</th> <th>dBuV/m</th> <th>dBuV/m</th> <th>dB</th> <th>dBuV</th> <th>dB/m</th> <th>dB</th> <th>dB</th> </tr> </thead> <tbody> <tr> <td>1</td> <td>5180.00</td> <td>92.60</td> <td>-----</td> <td>-----</td> <td>82.64</td> <td>34.65</td> <td>7.94</td> <td>32.63</td> <td>336</td> <td>178</td> <td>AVERAGE</td> </tr> </tbody> </table>	Limit	Read	Ant	Cable	Preamp	APos	TPos	Remark	Freq	Level	Line	Margin	Level	Factor	Loss	Factor	MHz	dBuV/m	dBuV/m	dB	dBuV	dB/m	dB	dB	1	5180.00	92.60	-----	-----	82.64	34.65	7.94	32.63	336	178	AVERAGE
Limit	Read	Ant	Cable	Preamp	APos	TPos	Remark																																																																			
Freq	Level	Line	Margin	Level	Factor	Loss	Factor																																																																			
MHz	dBuV/m	dBuV/m	dB	dBuV	dB/m	dB	dB																																																																			
1	5132.12	41.36	54.00	-12.64	31.49	34.61	7.91	32.65	336	178	AVERAGE																																																															
Limit	Read	Ant	Cable	Preamp	APos	TPos	Remark																																																																			
Freq	Level	Line	Margin	Level	Factor	Loss	Factor																																																																			
MHz	dBuV/m	dBuV/m	dB	dBuV	dB/m	dB	dB																																																																			
1	5180.00	92.60	-----	-----	82.64	34.65	7.94	32.63	336	178	AVERAGE																																																															



Mode	1																																																																																																				
	Harmonic																																																																																																				
	U-NII-1_5.15-5.25_802.11a_CH36_5180MHz																																																																																																				
Pol.	Horizontal	Vertical																																																																																																			
Peak Avg	<p>Date: 2024-06-26</p>	<p>Date: 2024-06-26</p>																																																																																																			
	<table border="1"> <thead> <tr> <th></th> <th>Limit</th> <th>Read</th> <th>Ant</th> <th>Cable</th> <th>Preamp</th> <th>APos</th> <th>TPos</th> <th></th> </tr> <tr> <th>Freq</th> <th>Level</th> <th>Line Margin</th> <th>Level</th> <th>Factor</th> <th>Loss Factor</th> <th></th> <th></th> <th>Remark</th> </tr> <tr> <th>MHz</th> <th>dBuV/m</th> <th>dBuV/m</th> <th>dB</th> <th>dBuV</th> <th>dB/m</th> <th>dB</th> <th>dB</th> <th>cm</th> <th>deg</th> </tr> </thead> <tbody> <tr> <td>1</td> <td>10360.00</td> <td>46.73</td> <td>68.30</td> <td>-21.57</td> <td>57.67</td> <td>37.33</td> <td>10.73</td> <td>59.00</td> <td>--</td> <td>Peak</td> </tr> <tr> <td>2</td> <td>15540.00</td> <td>47.26</td> <td>74.00</td> <td>-26.74</td> <td>54.55</td> <td>38.93</td> <td>12.72</td> <td>58.94</td> <td>--</td> <td>Peak</td> </tr> </tbody> </table>		Limit	Read	Ant	Cable	Preamp	APos	TPos		Freq	Level	Line Margin	Level	Factor	Loss Factor			Remark	MHz	dBuV/m	dBuV/m	dB	dBuV	dB/m	dB	dB	cm	deg	1	10360.00	46.73	68.30	-21.57	57.67	37.33	10.73	59.00	--	Peak	2	15540.00	47.26	74.00	-26.74	54.55	38.93	12.72	58.94	--	Peak	<table border="1"> <thead> <tr> <th></th> <th>Limit</th> <th>Read</th> <th>Ant</th> <th>Cable</th> <th>Preamp</th> <th>APos</th> <th>TPos</th> <th></th> </tr> <tr> <th>Freq</th> <th>Level</th> <th>Line Margin</th> <th>Level</th> <th>Factor</th> <th>Loss Factor</th> <th></th> <th></th> <th>Remark</th> </tr> <tr> <th>MHz</th> <th>dBuV/m</th> <th>dBuV/m</th> <th>dB</th> <th>dBuV</th> <th>dB/m</th> <th>dB</th> <th>dB</th> <th>cm</th> <th>deg</th> </tr> </thead> <tbody> <tr> <td>1</td> <td>10360.00</td> <td>46.33</td> <td>68.30</td> <td>-21.97</td> <td>57.27</td> <td>37.33</td> <td>10.73</td> <td>59.00</td> <td>--</td> <td>Peak</td> </tr> <tr> <td>2</td> <td>15540.00</td> <td>47.10</td> <td>74.00</td> <td>-26.90</td> <td>54.39</td> <td>38.93</td> <td>12.72</td> <td>58.94</td> <td>--</td> <td>Peak</td> </tr> </tbody> </table>		Limit	Read	Ant	Cable	Preamp	APos	TPos		Freq	Level	Line Margin	Level	Factor	Loss Factor			Remark	MHz	dBuV/m	dBuV/m	dB	dBuV	dB/m	dB	dB	cm	deg	1	10360.00	46.33	68.30	-21.97	57.27	37.33	10.73	59.00	--	Peak	2	15540.00	47.10	74.00	-26.90	54.39	38.93	12.72	58.94	--
	Limit	Read	Ant	Cable	Preamp	APos	TPos																																																																																														
Freq	Level	Line Margin	Level	Factor	Loss Factor			Remark																																																																																													
MHz	dBuV/m	dBuV/m	dB	dBuV	dB/m	dB	dB	cm	deg																																																																																												
1	10360.00	46.73	68.30	-21.57	57.67	37.33	10.73	59.00	--	Peak																																																																																											
2	15540.00	47.26	74.00	-26.74	54.55	38.93	12.72	58.94	--	Peak																																																																																											
	Limit	Read	Ant	Cable	Preamp	APos	TPos																																																																																														
Freq	Level	Line Margin	Level	Factor	Loss Factor			Remark																																																																																													
MHz	dBuV/m	dBuV/m	dB	dBuV	dB/m	dB	dB	cm	deg																																																																																												
1	10360.00	46.33	68.30	-21.97	57.27	37.33	10.73	59.00	--	Peak																																																																																											
2	15540.00	47.10	74.00	-26.90	54.39	38.93	12.72	58.94	--	Peak																																																																																											



Mode	2																																																																																																
	Harmonic																																																																																																
	U-NII-1_5.15-5.25_802.11a_CH44_5220MHz																																																																																																
Pol.	Horizontal	Vertical																																																																																															
Peak Avg	<p>Date: 2024-06-26</p>	<p>Date: 2024-06-26</p>																																																																																															
	<table border="1"> <thead> <tr> <th>Limit</th> <th>Read</th> <th>Ant</th> <th>Cable</th> <th>Preamp</th> <th>APos</th> <th>TPos</th> <th>Remark</th> </tr> <tr> <th>Freq</th> <th>Level</th> <th>Line Margin</th> <th>Level</th> <th>Factor</th> <th>Loss Factor</th> <th></th> <th></th> </tr> <tr> <th>MHz</th> <th>dBuV/m</th> <th>dBuV/m</th> <th>dB</th> <th>dBuV</th> <th>dB/m</th> <th>dB</th> <th>dB</th> </tr> </thead> <tbody> <tr> <td>1</td> <td>10440.00</td> <td>46.05</td> <td>68.30</td> <td>-22.25</td> <td>56.74</td> <td>37.43</td> <td>10.79</td> <td>58.91</td> <td>--</td> <td>--</td> <td>Peak</td> </tr> <tr> <td>2</td> <td>15660.00</td> <td>48.67</td> <td>74.00</td> <td>-25.33</td> <td>55.98</td> <td>39.03</td> <td>12.72</td> <td>59.06</td> <td>--</td> <td>--</td> <td>Peak</td> </tr> </tbody> </table>	Limit	Read	Ant	Cable	Preamp	APos	TPos	Remark	Freq	Level	Line Margin	Level	Factor	Loss Factor			MHz	dBuV/m	dBuV/m	dB	dBuV	dB/m	dB	dB	1	10440.00	46.05	68.30	-22.25	56.74	37.43	10.79	58.91	--	--	Peak	2	15660.00	48.67	74.00	-25.33	55.98	39.03	12.72	59.06	--	--	Peak	<table border="1"> <thead> <tr> <th>Limit</th> <th>Read</th> <th>Ant</th> <th>Cable</th> <th>Preamp</th> <th>APos</th> <th>TPos</th> <th>Remark</th> </tr> <tr> <th>Freq</th> <th>Level</th> <th>Line Margin</th> <th>Level</th> <th>Factor</th> <th>Loss Factor</th> <th></th> <th></th> </tr> <tr> <th>MHz</th> <th>dBuV/m</th> <th>dBuV/m</th> <th>dB</th> <th>dBuV</th> <th>dB/m</th> <th>dB</th> <th>dB</th> </tr> </thead> <tbody> <tr> <td>1</td> <td>10440.00</td> <td>47.08</td> <td>68.30</td> <td>-21.22</td> <td>57.77</td> <td>37.43</td> <td>10.79</td> <td>58.91</td> <td>--</td> <td>--</td> <td>Peak</td> </tr> <tr> <td>2</td> <td>15660.00</td> <td>47.78</td> <td>74.00</td> <td>-26.22</td> <td>55.09</td> <td>39.03</td> <td>12.72</td> <td>59.06</td> <td>--</td> <td>--</td> <td>Peak</td> </tr> </tbody> </table>	Limit	Read	Ant	Cable	Preamp	APos	TPos	Remark	Freq	Level	Line Margin	Level	Factor	Loss Factor			MHz	dBuV/m	dBuV/m	dB	dBuV	dB/m	dB	dB	1	10440.00	47.08	68.30	-21.22	57.77	37.43	10.79	58.91	--	--	Peak	2	15660.00	47.78	74.00	-26.22	55.09	39.03	12.72	59.06	--	--
Limit	Read	Ant	Cable	Preamp	APos	TPos	Remark																																																																																										
Freq	Level	Line Margin	Level	Factor	Loss Factor																																																																																												
MHz	dBuV/m	dBuV/m	dB	dBuV	dB/m	dB	dB																																																																																										
1	10440.00	46.05	68.30	-22.25	56.74	37.43	10.79	58.91	--	--	Peak																																																																																						
2	15660.00	48.67	74.00	-25.33	55.98	39.03	12.72	59.06	--	--	Peak																																																																																						
Limit	Read	Ant	Cable	Preamp	APos	TPos	Remark																																																																																										
Freq	Level	Line Margin	Level	Factor	Loss Factor																																																																																												
MHz	dBuV/m	dBuV/m	dB	dBuV	dB/m	dB	dB																																																																																										
1	10440.00	47.08	68.30	-21.22	57.77	37.43	10.79	58.91	--	--	Peak																																																																																						
2	15660.00	47.78	74.00	-26.22	55.09	39.03	12.72	59.06	--	--	Peak																																																																																						



Mode	3																																																																																																
	Harmonic																																																																																																
	U-NII-1_5.15-5.25_802.11a_CH48_5240MHz																																																																																																
Pol.	Horizontal	Vertical																																																																																															
Peak Avg	<p>Date: 2024-06-26</p>	<p>Date: 2024-06-26</p>																																																																																															
	<table border="1"> <thead> <tr> <th>Limit</th> <th>Read</th> <th>Ant</th> <th>Cable</th> <th>Preamp</th> <th>APos</th> <th>TPos</th> <th>Remark</th> </tr> <tr> <th>Freq</th> <th>Level</th> <th>Line Margin</th> <th>Level</th> <th>Factor</th> <th>Loss Factor</th> <th></th> <th></th> </tr> <tr> <th>MHz</th> <th>dBuV/m</th> <th>dBuV/m</th> <th>dB</th> <th>dBuV</th> <th>dB/m</th> <th>dB</th> <th>cm</th> </tr> </thead> <tbody> <tr> <td>1</td> <td>10480.00</td> <td>48.46</td> <td>68.30</td> <td>-19.84</td> <td>59.04</td> <td>37.47</td> <td>10.82</td> <td>58.87</td> <td>--</td> <td>--</td> <td>Peak</td> </tr> <tr> <td>2</td> <td>15720.00</td> <td>48.28</td> <td>74.00</td> <td>-25.72</td> <td>55.61</td> <td>39.08</td> <td>12.71</td> <td>59.12</td> <td>--</td> <td>--</td> <td>Peak</td> </tr> </tbody> </table>	Limit	Read	Ant	Cable	Preamp	APos	TPos	Remark	Freq	Level	Line Margin	Level	Factor	Loss Factor			MHz	dBuV/m	dBuV/m	dB	dBuV	dB/m	dB	cm	1	10480.00	48.46	68.30	-19.84	59.04	37.47	10.82	58.87	--	--	Peak	2	15720.00	48.28	74.00	-25.72	55.61	39.08	12.71	59.12	--	--	Peak	<table border="1"> <thead> <tr> <th>Limit</th> <th>Read</th> <th>Ant</th> <th>Cable</th> <th>Preamp</th> <th>APos</th> <th>TPos</th> <th>Remark</th> </tr> <tr> <th>Freq</th> <th>Level</th> <th>Line Margin</th> <th>Level</th> <th>Factor</th> <th>Loss Factor</th> <th></th> <th></th> </tr> <tr> <th>MHz</th> <th>dBuV/m</th> <th>dBuV/m</th> <th>dB</th> <th>dBuV</th> <th>dB/m</th> <th>dB</th> <th>cm</th> </tr> </thead> <tbody> <tr> <td>1</td> <td>10480.00</td> <td>47.15</td> <td>68.30</td> <td>-21.15</td> <td>57.73</td> <td>37.47</td> <td>10.82</td> <td>58.87</td> <td>--</td> <td>--</td> <td>Peak</td> </tr> <tr> <td>2</td> <td>15720.00</td> <td>48.47</td> <td>74.00</td> <td>-25.53</td> <td>55.80</td> <td>39.08</td> <td>12.71</td> <td>59.12</td> <td>--</td> <td>--</td> <td>Peak</td> </tr> </tbody> </table>	Limit	Read	Ant	Cable	Preamp	APos	TPos	Remark	Freq	Level	Line Margin	Level	Factor	Loss Factor			MHz	dBuV/m	dBuV/m	dB	dBuV	dB/m	dB	cm	1	10480.00	47.15	68.30	-21.15	57.73	37.47	10.82	58.87	--	--	Peak	2	15720.00	48.47	74.00	-25.53	55.80	39.08	12.71	59.12	--	--
Limit	Read	Ant	Cable	Preamp	APos	TPos	Remark																																																																																										
Freq	Level	Line Margin	Level	Factor	Loss Factor																																																																																												
MHz	dBuV/m	dBuV/m	dB	dBuV	dB/m	dB	cm																																																																																										
1	10480.00	48.46	68.30	-19.84	59.04	37.47	10.82	58.87	--	--	Peak																																																																																						
2	15720.00	48.28	74.00	-25.72	55.61	39.08	12.71	59.12	--	--	Peak																																																																																						
Limit	Read	Ant	Cable	Preamp	APos	TPos	Remark																																																																																										
Freq	Level	Line Margin	Level	Factor	Loss Factor																																																																																												
MHz	dBuV/m	dBuV/m	dB	dBuV	dB/m	dB	cm																																																																																										
1	10480.00	47.15	68.30	-21.15	57.73	37.47	10.82	58.87	--	--	Peak																																																																																						
2	15720.00	48.47	74.00	-25.53	55.80	39.08	12.71	59.12	--	--	Peak																																																																																						

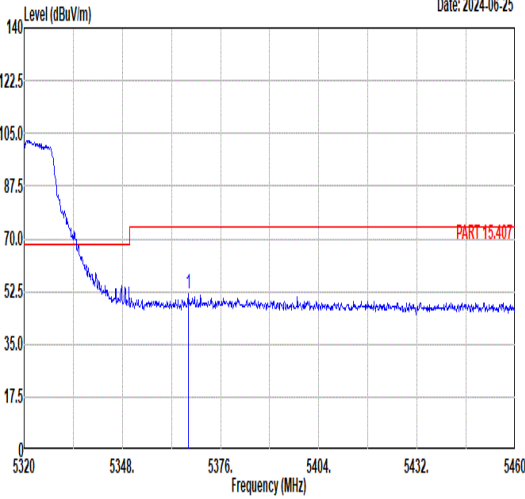
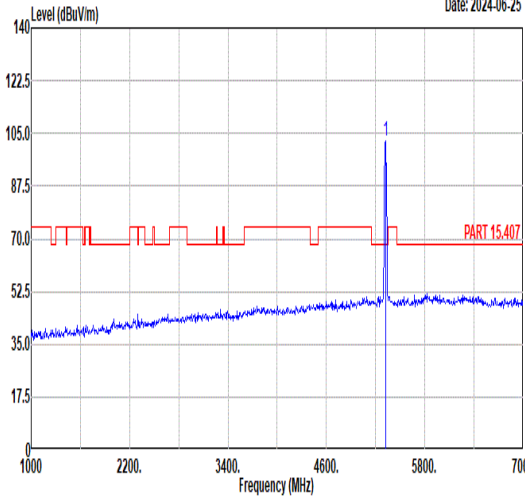
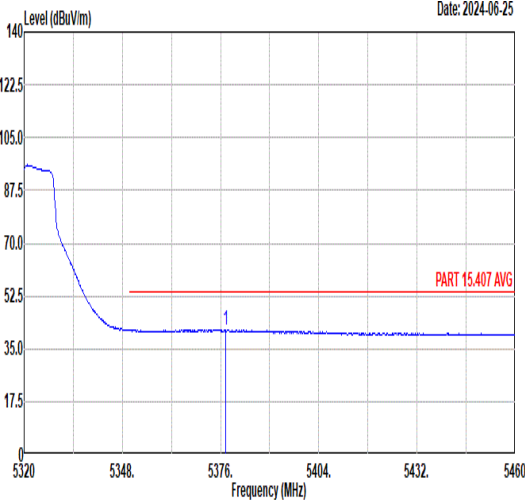
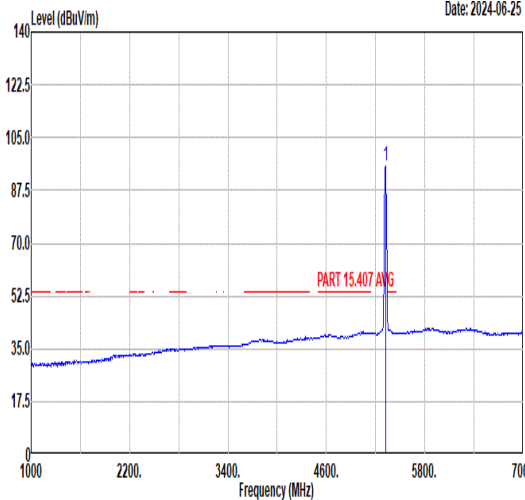


Mode	4																																																																																																			
	Harmonic																																																																																																			
	U-NII-2A_5.15-5.25_802.11a_CH52_5280MHz																																																																																																			
Pol.	Horizontal	Vertical																																																																																																		
Peak Avg	<p>Date: 2024-06-26</p> <table border="1"> <thead> <tr> <th>Limit</th> <th>Read</th> <th>Ant</th> <th>Cable</th> <th>Preamp</th> <th>APos</th> <th>TPos</th> <th>Remark</th> </tr> <tr> <th>Freq</th> <th>Level</th> <th>Line Margin</th> <th>Level</th> <th>Factor</th> <th>Loss Factor</th> <th></th> <th></th> </tr> <tr> <th>MHz</th> <th>dBuV/m</th> <th>dBuV/m</th> <th>dB</th> <th>dBuV</th> <th>dB/m</th> <th>dB</th> <th>cm</th> <th>deg</th> </tr> </thead> <tbody> <tr> <td>1</td> <td>10520.00</td> <td>46.38</td> <td>68.30</td> <td>-21.92</td> <td>56.85</td> <td>37.50</td> <td>10.85</td> <td>58.82</td> <td>--</td> <td>--</td> <td>Peak</td> </tr> <tr> <td>2</td> <td>15780.00</td> <td>48.60</td> <td>74.00</td> <td>-25.40</td> <td>55.94</td> <td>39.13</td> <td>12.71</td> <td>59.18</td> <td>--</td> <td>--</td> <td>Peak</td> </tr> </tbody> </table>	Limit	Read	Ant	Cable	Preamp	APos	TPos	Remark	Freq	Level	Line Margin	Level	Factor	Loss Factor			MHz	dBuV/m	dBuV/m	dB	dBuV	dB/m	dB	cm	deg	1	10520.00	46.38	68.30	-21.92	56.85	37.50	10.85	58.82	--	--	Peak	2	15780.00	48.60	74.00	-25.40	55.94	39.13	12.71	59.18	--	--	Peak	<p>Date: 2024-06-26</p> <table border="1"> <thead> <tr> <th>Limit</th> <th>Read</th> <th>Ant</th> <th>Cable</th> <th>Preamp</th> <th>APos</th> <th>TPos</th> <th>Remark</th> </tr> <tr> <th>Freq</th> <th>Level</th> <th>Line Margin</th> <th>Level</th> <th>Factor</th> <th>Loss Factor</th> <th></th> <th></th> </tr> <tr> <th>MHz</th> <th>dBuV/m</th> <th>dBuV/m</th> <th>dB</th> <th>dBuV</th> <th>dB/m</th> <th>dB</th> <th>cm</th> <th>deg</th> </tr> </thead> <tbody> <tr> <td>1</td> <td>10520.00</td> <td>46.99</td> <td>68.30</td> <td>-21.31</td> <td>57.46</td> <td>37.50</td> <td>10.85</td> <td>58.82</td> <td>--</td> <td>--</td> <td>Peak</td> </tr> <tr> <td>2</td> <td>15780.00</td> <td>49.90</td> <td>74.00</td> <td>-24.10</td> <td>57.24</td> <td>39.13</td> <td>12.71</td> <td>59.18</td> <td>--</td> <td>--</td> <td>Peak</td> </tr> </tbody> </table>	Limit	Read	Ant	Cable	Preamp	APos	TPos	Remark	Freq	Level	Line Margin	Level	Factor	Loss Factor			MHz	dBuV/m	dBuV/m	dB	dBuV	dB/m	dB	cm	deg	1	10520.00	46.99	68.30	-21.31	57.46	37.50	10.85	58.82	--	--	Peak	2	15780.00	49.90	74.00	-24.10	57.24	39.13	12.71	59.18	--	--	Peak
	Limit	Read	Ant	Cable	Preamp	APos	TPos	Remark																																																																																												
Freq	Level	Line Margin	Level	Factor	Loss Factor																																																																																															
MHz	dBuV/m	dBuV/m	dB	dBuV	dB/m	dB	cm	deg																																																																																												
1	10520.00	46.38	68.30	-21.92	56.85	37.50	10.85	58.82	--	--	Peak																																																																																									
2	15780.00	48.60	74.00	-25.40	55.94	39.13	12.71	59.18	--	--	Peak																																																																																									
Limit	Read	Ant	Cable	Preamp	APos	TPos	Remark																																																																																													
Freq	Level	Line Margin	Level	Factor	Loss Factor																																																																																															
MHz	dBuV/m	dBuV/m	dB	dBuV	dB/m	dB	cm	deg																																																																																												
1	10520.00	46.99	68.30	-21.31	57.46	37.50	10.85	58.82	--	--	Peak																																																																																									
2	15780.00	49.90	74.00	-24.10	57.24	39.13	12.71	59.18	--	--	Peak																																																																																									



Mode	5																																																																																																		
	Harmonic																																																																																																		
	U-NII-2A_5.15-5.25_802.11a_CH60_5300MHz																																																																																																		
Pol.	Horizontal	Vertical																																																																																																	
Peak Avg	<p>Date: 2024-06-26</p>	<p>Date: 2024-06-26</p>																																																																																																	
	<table border="1"> <thead> <tr> <th>Limit</th> <th>Read</th> <th>Ant</th> <th>Cable</th> <th>Preamp</th> <th>APos</th> <th>TPos</th> <th>Remark</th> </tr> <tr> <th>Freq</th> <th>Level</th> <th>Line Margin</th> <th>Level</th> <th>Factor</th> <th>Loss Factor</th> <th></th> <th></th> </tr> <tr> <th>MHz</th> <th>dBuV/m</th> <th>dBuV/m</th> <th>dB</th> <th>dBuV</th> <th>dB/m</th> <th>dB</th> <th>cm</th> <th>deg</th> </tr> </thead> <tbody> <tr> <td>1</td> <td>10600.00</td> <td>46.77</td> <td>74.00</td> <td>-27.23</td> <td>57.07</td> <td>37.52</td> <td>10.91</td> <td>58.73</td> <td>--</td> <td>--</td> <td>Peak</td> </tr> <tr> <td>2</td> <td>15900.00</td> <td>48.07</td> <td>74.00</td> <td>-25.93</td> <td>55.44</td> <td>39.22</td> <td>12.71</td> <td>59.30</td> <td>--</td> <td>--</td> <td>Peak</td> </tr> </tbody> </table>	Limit	Read	Ant	Cable	Preamp	APos	TPos	Remark	Freq	Level	Line Margin	Level	Factor	Loss Factor			MHz	dBuV/m	dBuV/m	dB	dBuV	dB/m	dB	cm	deg	1	10600.00	46.77	74.00	-27.23	57.07	37.52	10.91	58.73	--	--	Peak	2	15900.00	48.07	74.00	-25.93	55.44	39.22	12.71	59.30	--	--	Peak	<table border="1"> <thead> <tr> <th>Limit</th> <th>Read</th> <th>Ant</th> <th>Cable</th> <th>Preamp</th> <th>APos</th> <th>TPos</th> <th>Remark</th> </tr> <tr> <th>Freq</th> <th>Level</th> <th>Line Margin</th> <th>Level</th> <th>Factor</th> <th>Loss Factor</th> <th></th> <th></th> </tr> <tr> <th>MHz</th> <th>dBuV/m</th> <th>dBuV/m</th> <th>dB</th> <th>dBuV</th> <th>dB/m</th> <th>dB</th> <th>cm</th> <th>deg</th> </tr> </thead> <tbody> <tr> <td>1</td> <td>10600.00</td> <td>47.08</td> <td>74.00</td> <td>-26.92</td> <td>57.38</td> <td>37.52</td> <td>10.91</td> <td>58.73</td> <td>--</td> <td>--</td> <td>Peak</td> </tr> <tr> <td>2</td> <td>15900.00</td> <td>47.16</td> <td>74.00</td> <td>-26.84</td> <td>54.53</td> <td>39.22</td> <td>12.71</td> <td>59.30</td> <td>--</td> <td>--</td> <td>Peak</td> </tr> </tbody> </table>	Limit	Read	Ant	Cable	Preamp	APos	TPos	Remark	Freq	Level	Line Margin	Level	Factor	Loss Factor			MHz	dBuV/m	dBuV/m	dB	dBuV	dB/m	dB	cm	deg	1	10600.00	47.08	74.00	-26.92	57.38	37.52	10.91	58.73	--	--	Peak	2	15900.00	47.16	74.00	-26.84	54.53	39.22	12.71	59.30	--	--
Limit	Read	Ant	Cable	Preamp	APos	TPos	Remark																																																																																												
Freq	Level	Line Margin	Level	Factor	Loss Factor																																																																																														
MHz	dBuV/m	dBuV/m	dB	dBuV	dB/m	dB	cm	deg																																																																																											
1	10600.00	46.77	74.00	-27.23	57.07	37.52	10.91	58.73	--	--	Peak																																																																																								
2	15900.00	48.07	74.00	-25.93	55.44	39.22	12.71	59.30	--	--	Peak																																																																																								
Limit	Read	Ant	Cable	Preamp	APos	TPos	Remark																																																																																												
Freq	Level	Line Margin	Level	Factor	Loss Factor																																																																																														
MHz	dBuV/m	dBuV/m	dB	dBuV	dB/m	dB	cm	deg																																																																																											
1	10600.00	47.08	74.00	-26.92	57.38	37.52	10.91	58.73	--	--	Peak																																																																																								
2	15900.00	47.16	74.00	-26.84	54.53	39.22	12.71	59.30	--	--	Peak																																																																																								



		6																																																																								
Mode	Band Edge																																																																									
	U-NII-2A_5.15-5.25_802.11a_CH64_5320MHz																																																																									
Pol.	Horizontal		Fundamental																																																																							
Peak	 <p style="text-align: right;">Date: 2024-06-25</p> <table border="1"> <thead> <tr> <th>Limit</th> <th>Read</th> <th>Ant</th> <th>Cable</th> <th>Preamp</th> <th>APos</th> <th>TPos</th> <th>Remark</th> </tr> <tr> <th>Freq</th> <th>Level</th> <th>Line</th> <th>Margin</th> <th>Level</th> <th>Factor</th> <th>Loss</th> <th>Factor</th> </tr> <tr> <th>MHz</th> <th>dBuV/m</th> <th>dBuV/m</th> <th>dB</th> <th>dBuV</th> <th>dB/m</th> <th>dB</th> <th>dB</th> </tr> </thead> <tbody> <tr> <td>1</td> <td>5366.90</td> <td>51.73</td> <td>74.00</td> <td>-22.27</td> <td>41.12</td> <td>34.79</td> <td>8.37</td> <td>32.55</td> <td>335</td> <td>260</td> <td>PEAK</td> </tr> </tbody> </table>	Limit	Read	Ant	Cable	Preamp	APos	TPos	Remark	Freq	Level	Line	Margin	Level	Factor	Loss	Factor	MHz	dBuV/m	dBuV/m	dB	dBuV	dB/m	dB	dB	1	5366.90	51.73	74.00	-22.27	41.12	34.79	8.37	32.55	335	260	PEAK	 <p style="text-align: right;">Date: 2024-06-25</p> <table border="1"> <thead> <tr> <th>Limit</th> <th>Read</th> <th>Ant</th> <th>Cable</th> <th>Preamp</th> <th>APos</th> <th>TPos</th> <th>Remark</th> </tr> <tr> <th>Freq</th> <th>Level</th> <th>Line</th> <th>Margin</th> <th>Level</th> <th>Factor</th> <th>Loss</th> <th>Factor</th> </tr> <tr> <th>MHz</th> <th>dBuV/m</th> <th>dBuV/m</th> <th>dB</th> <th>dBuV</th> <th>dB/m</th> <th>dB</th> <th>dB</th> </tr> </thead> <tbody> <tr> <td>1</td> <td>5320.00</td> <td>102.37</td> <td>-----</td> <td>-----</td> <td>91.94</td> <td>34.75</td> <td>8.25</td> <td>32.57</td> <td>335</td> <td>260</td> <td>PEAK</td> </tr> </tbody> </table>	Limit	Read	Ant	Cable	Preamp	APos	TPos	Remark	Freq	Level	Line	Margin	Level	Factor	Loss	Factor	MHz	dBuV/m	dBuV/m	dB	dBuV	dB/m	dB	dB	1	5320.00	102.37	-----	-----	91.94	34.75	8.25	32.57	335	260	PEAK
	Limit	Read	Ant	Cable	Preamp	APos	TPos	Remark																																																																		
Freq	Level	Line	Margin	Level	Factor	Loss	Factor																																																																			
MHz	dBuV/m	dBuV/m	dB	dBuV	dB/m	dB	dB																																																																			
1	5366.90	51.73	74.00	-22.27	41.12	34.79	8.37	32.55	335	260	PEAK																																																															
Limit	Read	Ant	Cable	Preamp	APos	TPos	Remark																																																																			
Freq	Level	Line	Margin	Level	Factor	Loss	Factor																																																																			
MHz	dBuV/m	dBuV/m	dB	dBuV	dB/m	dB	dB																																																																			
1	5320.00	102.37	-----	-----	91.94	34.75	8.25	32.57	335	260	PEAK																																																															
Avg	 <p style="text-align: right;">Date: 2024-06-25</p> <table border="1"> <thead> <tr> <th>Limit</th> <th>Read</th> <th>Ant</th> <th>Cable</th> <th>Preamp</th> <th>APos</th> <th>TPos</th> <th>Remark</th> </tr> <tr> <th>Freq</th> <th>Level</th> <th>Line</th> <th>Margin</th> <th>Level</th> <th>Factor</th> <th>Loss</th> <th>Factor</th> </tr> <tr> <th>MHz</th> <th>dBuV/m</th> <th>dBuV/m</th> <th>dB</th> <th>dBuV</th> <th>dB/m</th> <th>dB</th> <th>dB</th> </tr> </thead> <tbody> <tr> <td>1</td> <td>5377.40</td> <td>41.34</td> <td>54.00</td> <td>-12.66</td> <td>30.69</td> <td>34.80</td> <td>8.40</td> <td>32.55</td> <td>335</td> <td>260</td> <td>AVERAGE</td> </tr> </tbody> </table>	Limit	Read	Ant	Cable	Preamp	APos	TPos	Remark	Freq	Level	Line	Margin	Level	Factor	Loss	Factor	MHz	dBuV/m	dBuV/m	dB	dBuV	dB/m	dB	dB	1	5377.40	41.34	54.00	-12.66	30.69	34.80	8.40	32.55	335	260	AVERAGE	 <p style="text-align: right;">Date: 2024-06-25</p> <table border="1"> <thead> <tr> <th>Limit</th> <th>Read</th> <th>Ant</th> <th>Cable</th> <th>Preamp</th> <th>APos</th> <th>TPos</th> <th>Remark</th> </tr> <tr> <th>Freq</th> <th>Level</th> <th>Line</th> <th>Margin</th> <th>Level</th> <th>Factor</th> <th>Loss</th> <th>Factor</th> </tr> <tr> <th>MHz</th> <th>dBuV/m</th> <th>dBuV/m</th> <th>dB</th> <th>dBuV</th> <th>dB/m</th> <th>dB</th> <th>dB</th> </tr> </thead> <tbody> <tr> <td>1</td> <td>5320.00</td> <td>95.78</td> <td>-----</td> <td>-----</td> <td>85.35</td> <td>34.75</td> <td>8.25</td> <td>32.57</td> <td>335</td> <td>260</td> <td>AVERAGE</td> </tr> </tbody> </table>	Limit	Read	Ant	Cable	Preamp	APos	TPos	Remark	Freq	Level	Line	Margin	Level	Factor	Loss	Factor	MHz	dBuV/m	dBuV/m	dB	dBuV	dB/m	dB	dB	1	5320.00	95.78	-----	-----	85.35	34.75	8.25	32.57	335	260	AVERAGE
Limit	Read	Ant	Cable	Preamp	APos	TPos	Remark																																																																			
Freq	Level	Line	Margin	Level	Factor	Loss	Factor																																																																			
MHz	dBuV/m	dBuV/m	dB	dBuV	dB/m	dB	dB																																																																			
1	5377.40	41.34	54.00	-12.66	30.69	34.80	8.40	32.55	335	260	AVERAGE																																																															
Limit	Read	Ant	Cable	Preamp	APos	TPos	Remark																																																																			
Freq	Level	Line	Margin	Level	Factor	Loss	Factor																																																																			
MHz	dBuV/m	dBuV/m	dB	dBuV	dB/m	dB	dB																																																																			
1	5320.00	95.78	-----	-----	85.35	34.75	8.25	32.57	335	260	AVERAGE																																																															



		6																																																																								
Mode	Band Edge																																																																									
	U-NII-2A_5.15-5.25_802.11a_CH64_5320MHz																																																																									
Pol.	Vertical	Fundamental																																																																								
Peak	<p style="text-align: right;">Date: 2024-06-25</p> <table border="1"> <thead> <tr> <th>Limit</th> <th>Read</th> <th>Ant</th> <th>Cable</th> <th>Preamp</th> <th>APos</th> <th>TPos</th> <th>Remark</th> </tr> <tr> <th>Freq</th> <th>Level</th> <th>Line</th> <th>Margin</th> <th>Level</th> <th>Factor</th> <th>Loss</th> <th>Factor</th> </tr> <tr> <th>MHz</th> <th>dBuV/m</th> <th>dBuV/m</th> <th>dB</th> <th>dBuV</th> <th>dB/m</th> <th>dB</th> <th>dB</th> </tr> </thead> <tbody> <tr> <td>1</td> <td>5353.46</td> <td>52.38</td> <td>74.00</td> <td>-21.62</td> <td>41.82</td> <td>34.78</td> <td>8.34</td> <td>32.56</td> <td>350</td> <td>170</td> <td>PEAK</td> </tr> </tbody> </table>	Limit	Read	Ant	Cable	Preamp	APos	TPos	Remark	Freq	Level	Line	Margin	Level	Factor	Loss	Factor	MHz	dBuV/m	dBuV/m	dB	dBuV	dB/m	dB	dB	1	5353.46	52.38	74.00	-21.62	41.82	34.78	8.34	32.56	350	170	PEAK	<p style="text-align: right;">Date: 2024-06-25</p> <table border="1"> <thead> <tr> <th>Limit</th> <th>Read</th> <th>Ant</th> <th>Cable</th> <th>Preamp</th> <th>APos</th> <th>TPos</th> <th>Remark</th> </tr> <tr> <th>Freq</th> <th>Level</th> <th>Line</th> <th>Margin</th> <th>Level</th> <th>Factor</th> <th>Loss</th> <th>Factor</th> </tr> <tr> <th>MHz</th> <th>dBuV/m</th> <th>dBuV/m</th> <th>dB</th> <th>dBuV</th> <th>dB/m</th> <th>dB</th> <th>dB</th> </tr> </thead> <tbody> <tr> <td>1</td> <td>5320.00</td> <td>101.95</td> <td>-----</td> <td>-----</td> <td>91.52</td> <td>34.75</td> <td>8.25</td> <td>32.57</td> <td>350</td> <td>170</td> <td>PEAK</td> </tr> </tbody> </table>	Limit	Read	Ant	Cable	Preamp	APos	TPos	Remark	Freq	Level	Line	Margin	Level	Factor	Loss	Factor	MHz	dBuV/m	dBuV/m	dB	dBuV	dB/m	dB	dB	1	5320.00	101.95	-----	-----	91.52	34.75	8.25	32.57	350	170	PEAK
	Limit	Read	Ant	Cable	Preamp	APos	TPos	Remark																																																																		
Freq	Level	Line	Margin	Level	Factor	Loss	Factor																																																																			
MHz	dBuV/m	dBuV/m	dB	dBuV	dB/m	dB	dB																																																																			
1	5353.46	52.38	74.00	-21.62	41.82	34.78	8.34	32.56	350	170	PEAK																																																															
Limit	Read	Ant	Cable	Preamp	APos	TPos	Remark																																																																			
Freq	Level	Line	Margin	Level	Factor	Loss	Factor																																																																			
MHz	dBuV/m	dBuV/m	dB	dBuV	dB/m	dB	dB																																																																			
1	5320.00	101.95	-----	-----	91.52	34.75	8.25	32.57	350	170	PEAK																																																															
Avg	<p style="text-align: right;">Date: 2024-06-25</p> <table border="1"> <thead> <tr> <th>Limit</th> <th>Read</th> <th>Ant</th> <th>Cable</th> <th>Preamp</th> <th>APos</th> <th>TPos</th> <th>Remark</th> </tr> <tr> <th>Freq</th> <th>Level</th> <th>Line</th> <th>Margin</th> <th>Level</th> <th>Factor</th> <th>Loss</th> <th>Factor</th> </tr> <tr> <th>MHz</th> <th>dBuV/m</th> <th>dBuV/m</th> <th>dB</th> <th>dBuV</th> <th>dB/m</th> <th>dB</th> <th>dB</th> </tr> </thead> <tbody> <tr> <td>1</td> <td>5350.10</td> <td>41.38</td> <td>54.00</td> <td>-12.62</td> <td>30.83</td> <td>34.78</td> <td>8.33</td> <td>32.56</td> <td>350</td> <td>170</td> <td>AVERAGE</td> </tr> </tbody> </table>	Limit	Read	Ant	Cable	Preamp	APos	TPos	Remark	Freq	Level	Line	Margin	Level	Factor	Loss	Factor	MHz	dBuV/m	dBuV/m	dB	dBuV	dB/m	dB	dB	1	5350.10	41.38	54.00	-12.62	30.83	34.78	8.33	32.56	350	170	AVERAGE	<p style="text-align: right;">Date: 2024-06-25</p> <table border="1"> <thead> <tr> <th>Limit</th> <th>Read</th> <th>Ant</th> <th>Cable</th> <th>Preamp</th> <th>APos</th> <th>TPos</th> <th>Remark</th> </tr> <tr> <th>Freq</th> <th>Level</th> <th>Line</th> <th>Margin</th> <th>Level</th> <th>Factor</th> <th>Loss</th> <th>Factor</th> </tr> <tr> <th>MHz</th> <th>dBuV/m</th> <th>dBuV/m</th> <th>dB</th> <th>dBuV</th> <th>dB/m</th> <th>dB</th> <th>dB</th> </tr> </thead> <tbody> <tr> <td>1</td> <td>5320.00</td> <td>95.14</td> <td>-----</td> <td>-----</td> <td>84.71</td> <td>34.75</td> <td>8.25</td> <td>32.57</td> <td>350</td> <td>170</td> <td>AVERAGE</td> </tr> </tbody> </table>	Limit	Read	Ant	Cable	Preamp	APos	TPos	Remark	Freq	Level	Line	Margin	Level	Factor	Loss	Factor	MHz	dBuV/m	dBuV/m	dB	dBuV	dB/m	dB	dB	1	5320.00	95.14	-----	-----	84.71	34.75	8.25	32.57	350	170	AVERAGE
Limit	Read	Ant	Cable	Preamp	APos	TPos	Remark																																																																			
Freq	Level	Line	Margin	Level	Factor	Loss	Factor																																																																			
MHz	dBuV/m	dBuV/m	dB	dBuV	dB/m	dB	dB																																																																			
1	5350.10	41.38	54.00	-12.62	30.83	34.78	8.33	32.56	350	170	AVERAGE																																																															
Limit	Read	Ant	Cable	Preamp	APos	TPos	Remark																																																																			
Freq	Level	Line	Margin	Level	Factor	Loss	Factor																																																																			
MHz	dBuV/m	dBuV/m	dB	dBuV	dB/m	dB	dB																																																																			
1	5320.00	95.14	-----	-----	84.71	34.75	8.25	32.57	350	170	AVERAGE																																																															



Mode	6																																																																																																			
	Harmonic																																																																																																			
	U-NII-2A_5.15-5.25_802.11a_CH64_5320MHz																																																																																																			
Pol.	Horizontal	Vertical																																																																																																		
Peak Avg	<p>Date: 2024-06-26</p> <table border="1"> <thead> <tr> <th>Limit</th> <th>Read</th> <th>Ant</th> <th>Cable</th> <th>Preamp</th> <th>APos</th> <th>TPos</th> <th>Remark</th> </tr> <tr> <th>Freq</th> <th>Level</th> <th>Line Margin</th> <th>Level</th> <th>Factor</th> <th>Loss Factor</th> <th></th> <th></th> </tr> <tr> <th>MHz</th> <th>dBuV/m</th> <th>dBuV/m</th> <th>dB</th> <th>dBuV</th> <th>dB/m</th> <th>dB</th> <th>cm</th> <th>deg</th> </tr> </thead> <tbody> <tr> <td>1</td> <td>10640.00</td> <td>47.40</td> <td>74.00</td> <td>-26.60</td> <td>57.62</td> <td>37.53</td> <td>10.94</td> <td>58.69</td> <td>--</td> <td>--</td> <td>Peak</td> </tr> <tr> <td>2</td> <td>15960.00</td> <td>47.21</td> <td>74.00</td> <td>-26.79</td> <td>54.61</td> <td>39.27</td> <td>12.70</td> <td>59.37</td> <td>--</td> <td>--</td> <td>Peak</td> </tr> </tbody> </table>	Limit	Read	Ant	Cable	Preamp	APos	TPos	Remark	Freq	Level	Line Margin	Level	Factor	Loss Factor			MHz	dBuV/m	dBuV/m	dB	dBuV	dB/m	dB	cm	deg	1	10640.00	47.40	74.00	-26.60	57.62	37.53	10.94	58.69	--	--	Peak	2	15960.00	47.21	74.00	-26.79	54.61	39.27	12.70	59.37	--	--	Peak	<p>Date: 2024-06-26</p> <table border="1"> <thead> <tr> <th>Limit</th> <th>Read</th> <th>Ant</th> <th>Cable</th> <th>Preamp</th> <th>APos</th> <th>TPos</th> <th>Remark</th> </tr> <tr> <th>Freq</th> <th>Level</th> <th>Line Margin</th> <th>Level</th> <th>Factor</th> <th>Loss Factor</th> <th></th> <th></th> </tr> <tr> <th>MHz</th> <th>dBuV/m</th> <th>dBuV/m</th> <th>dB</th> <th>dBuV</th> <th>dB/m</th> <th>dB</th> <th>cm</th> <th>deg</th> </tr> </thead> <tbody> <tr> <td>1</td> <td>10640.00</td> <td>47.37</td> <td>74.00</td> <td>-26.63</td> <td>57.59</td> <td>37.53</td> <td>10.94</td> <td>58.69</td> <td>--</td> <td>--</td> <td>Peak</td> </tr> <tr> <td>2</td> <td>15960.00</td> <td>48.53</td> <td>74.00</td> <td>-25.47</td> <td>55.93</td> <td>39.27</td> <td>12.70</td> <td>59.37</td> <td>--</td> <td>--</td> <td>Peak</td> </tr> </tbody> </table>	Limit	Read	Ant	Cable	Preamp	APos	TPos	Remark	Freq	Level	Line Margin	Level	Factor	Loss Factor			MHz	dBuV/m	dBuV/m	dB	dBuV	dB/m	dB	cm	deg	1	10640.00	47.37	74.00	-26.63	57.59	37.53	10.94	58.69	--	--	Peak	2	15960.00	48.53	74.00	-25.47	55.93	39.27	12.70	59.37	--	--	Peak
	Limit	Read	Ant	Cable	Preamp	APos	TPos	Remark																																																																																												
Freq	Level	Line Margin	Level	Factor	Loss Factor																																																																																															
MHz	dBuV/m	dBuV/m	dB	dBuV	dB/m	dB	cm	deg																																																																																												
1	10640.00	47.40	74.00	-26.60	57.62	37.53	10.94	58.69	--	--	Peak																																																																																									
2	15960.00	47.21	74.00	-26.79	54.61	39.27	12.70	59.37	--	--	Peak																																																																																									
Limit	Read	Ant	Cable	Preamp	APos	TPos	Remark																																																																																													
Freq	Level	Line Margin	Level	Factor	Loss Factor																																																																																															
MHz	dBuV/m	dBuV/m	dB	dBuV	dB/m	dB	cm	deg																																																																																												
1	10640.00	47.37	74.00	-26.63	57.59	37.53	10.94	58.69	--	--	Peak																																																																																									
2	15960.00	48.53	74.00	-25.47	55.93	39.27	12.70	59.37	--	--	Peak																																																																																									



		7																																																																																									
Mode	Band Edge																																																																																										
	U-NII-2C_5.15-5.25_802.11a_CH100_5500MHz																																																																																										
Pol.	Horizontal		Fundamental																																																																																								
Peak	<p style="text-align: right;">Date: 2024-06-25</p>		<p style="text-align: right;">Date: 2024-06-25</p>																																																																																								
	<table border="1"> <thead> <tr> <th></th> <th>Limit</th> <th>Read</th> <th>Ant</th> <th>Cable</th> <th>Preamp</th> <th>Apos</th> <th>TPos</th> <th>Remark</th> </tr> <tr> <th>Freq</th> <th>Level</th> <th>Line</th> <th>Margin</th> <th>Level</th> <th>Factor</th> <th>Loss</th> <th>Factor</th> <th></th> </tr> <tr> <th>MHz</th> <th>dBuV/m</th> <th>dBuV/m</th> <th>dB</th> <th>dBuV</th> <th>dB/m</th> <th>dB</th> <th>dB</th> <th>cm</th> <th>deg</th> </tr> </thead> <tbody> <tr> <td>1</td> <td>5458.60</td> <td>52.23</td> <td>74.00</td> <td>-21.77</td> <td>41.47</td> <td>34.86</td> <td>8.41</td> <td>32.51</td> <td>311</td> <td>254 PEAK</td> </tr> <tr> <td>2</td> <td>5464.75</td> <td>54.51</td> <td>68.30</td> <td>-13.79</td> <td>43.75</td> <td>34.87</td> <td>8.40</td> <td>32.51</td> <td>311</td> <td>254 PEAK</td> </tr> </tbody> </table>			Limit	Read	Ant	Cable	Preamp	Apos	TPos	Remark	Freq	Level	Line	Margin	Level	Factor	Loss	Factor		MHz	dBuV/m	dBuV/m	dB	dBuV	dB/m	dB	dB	cm	deg	1	5458.60	52.23	74.00	-21.77	41.47	34.86	8.41	32.51	311	254 PEAK	2	5464.75	54.51	68.30	-13.79	43.75	34.87	8.40	32.51	311	254 PEAK	<table border="1"> <thead> <tr> <th></th> <th>Limit</th> <th>Read</th> <th>Ant</th> <th>Cable</th> <th>Preamp</th> <th>Apos</th> <th>TPos</th> <th>Remark</th> </tr> <tr> <th>Freq</th> <th>Level</th> <th>Line</th> <th>Margin</th> <th>Level</th> <th>Factor</th> <th>Loss</th> <th>Factor</th> <th></th> </tr> <tr> <th>MHz</th> <th>dBuV/m</th> <th>dBuV/m</th> <th>dB</th> <th>dBuV</th> <th>dB/m</th> <th>dB</th> <th>dB</th> <th>cm</th> <th>deg</th> </tr> </thead> <tbody> <tr> <td>1</td> <td>5500.00</td> <td>102.96</td> <td>-----</td> <td>-----</td> <td>92.20</td> <td>34.90</td> <td>8.36</td> <td>32.50</td> <td>311</td> <td>254 PEAK</td> </tr> </tbody> </table>		Limit	Read	Ant	Cable	Preamp	Apos	TPos	Remark	Freq	Level	Line	Margin	Level	Factor	Loss	Factor		MHz	dBuV/m	dBuV/m	dB	dBuV	dB/m	dB	dB	cm	deg	1	5500.00	102.96	-----	-----	92.20	34.90	8.36	32.50	311
	Limit	Read	Ant	Cable	Preamp	Apos	TPos	Remark																																																																																			
Freq	Level	Line	Margin	Level	Factor	Loss	Factor																																																																																				
MHz	dBuV/m	dBuV/m	dB	dBuV	dB/m	dB	dB	cm	deg																																																																																		
1	5458.60	52.23	74.00	-21.77	41.47	34.86	8.41	32.51	311	254 PEAK																																																																																	
2	5464.75	54.51	68.30	-13.79	43.75	34.87	8.40	32.51	311	254 PEAK																																																																																	
	Limit	Read	Ant	Cable	Preamp	Apos	TPos	Remark																																																																																			
Freq	Level	Line	Margin	Level	Factor	Loss	Factor																																																																																				
MHz	dBuV/m	dBuV/m	dB	dBuV	dB/m	dB	dB	cm	deg																																																																																		
1	5500.00	102.96	-----	-----	92.20	34.90	8.36	32.50	311	254 PEAK																																																																																	
Avg	<p style="text-align: right;">Date: 2024-06-25</p>		<p style="text-align: right;">Date: 2024-06-25</p>																																																																																								
	<table border="1"> <thead> <tr> <th></th> <th>Limit</th> <th>Read</th> <th>Ant</th> <th>Cable</th> <th>Preamp</th> <th>Apos</th> <th>TPos</th> <th>Remark</th> </tr> <tr> <th>Freq</th> <th>Level</th> <th>Line</th> <th>Margin</th> <th>Level</th> <th>Factor</th> <th>Loss</th> <th>Factor</th> <th></th> </tr> <tr> <th>MHz</th> <th>dBuV/m</th> <th>dBuV/m</th> <th>dB</th> <th>dBuV</th> <th>dB/m</th> <th>dB</th> <th>dB</th> <th>cm</th> <th>deg</th> </tr> </thead> <tbody> <tr> <td>1</td> <td>5457.55</td> <td>40.87</td> <td>54.00</td> <td>-13.13</td> <td>30.11</td> <td>34.86</td> <td>8.41</td> <td>32.51</td> <td>311</td> <td>254 AVERAGE</td> </tr> </tbody> </table>			Limit	Read	Ant	Cable	Preamp	Apos	TPos	Remark	Freq	Level	Line	Margin	Level	Factor	Loss	Factor		MHz	dBuV/m	dBuV/m	dB	dBuV	dB/m	dB	dB	cm	deg	1	5457.55	40.87	54.00	-13.13	30.11	34.86	8.41	32.51	311	254 AVERAGE	<table border="1"> <thead> <tr> <th></th> <th>Limit</th> <th>Read</th> <th>Ant</th> <th>Cable</th> <th>Preamp</th> <th>Apos</th> <th>TPos</th> <th>Remark</th> </tr> <tr> <th>Freq</th> <th>Level</th> <th>Line</th> <th>Margin</th> <th>Level</th> <th>Factor</th> <th>Loss</th> <th>Factor</th> <th></th> </tr> <tr> <th>MHz</th> <th>dBuV/m</th> <th>dBuV/m</th> <th>dB</th> <th>dBuV</th> <th>dB/m</th> <th>dB</th> <th>dB</th> <th>cm</th> <th>deg</th> </tr> </thead> <tbody> <tr> <td>1</td> <td>5500.00</td> <td>96.21</td> <td>-----</td> <td>-----</td> <td>85.45</td> <td>34.90</td> <td>8.36</td> <td>32.50</td> <td>311</td> <td>254 AVERAGE</td> </tr> </tbody> </table>		Limit	Read	Ant	Cable	Preamp	Apos	TPos	Remark	Freq	Level	Line	Margin	Level	Factor	Loss	Factor		MHz	dBuV/m	dBuV/m	dB	dBuV	dB/m	dB	dB	cm	deg	1	5500.00	96.21	-----	-----	85.45	34.90	8.36	32.50	311	254 AVERAGE										
	Limit	Read	Ant	Cable	Preamp	Apos	TPos	Remark																																																																																			
Freq	Level	Line	Margin	Level	Factor	Loss	Factor																																																																																				
MHz	dBuV/m	dBuV/m	dB	dBuV	dB/m	dB	dB	cm	deg																																																																																		
1	5457.55	40.87	54.00	-13.13	30.11	34.86	8.41	32.51	311	254 AVERAGE																																																																																	
	Limit	Read	Ant	Cable	Preamp	Apos	TPos	Remark																																																																																			
Freq	Level	Line	Margin	Level	Factor	Loss	Factor																																																																																				
MHz	dBuV/m	dBuV/m	dB	dBuV	dB/m	dB	dB	cm	deg																																																																																		
1	5500.00	96.21	-----	-----	85.45	34.90	8.36	32.50	311	254 AVERAGE																																																																																	



7

Mode

Band Edge

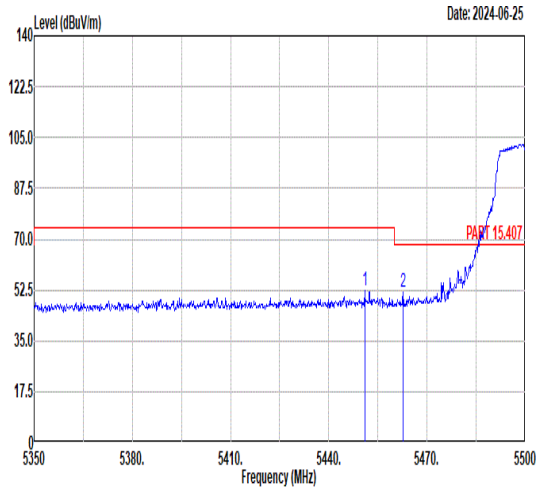
U-NII-2C_5.15-5.25_802.11a_CH100_5500MHz

Pol.

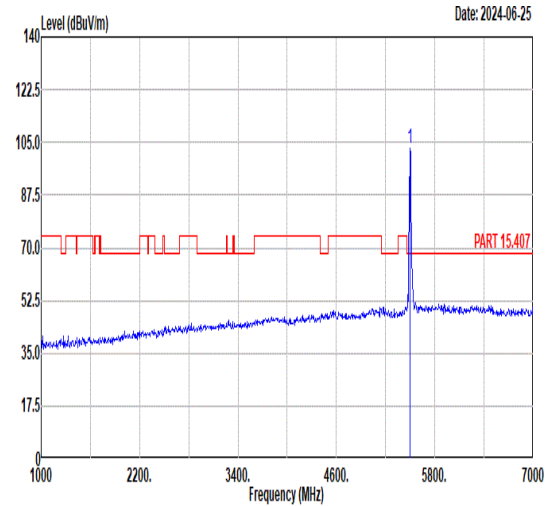
Vertical

Fundamental

Peak

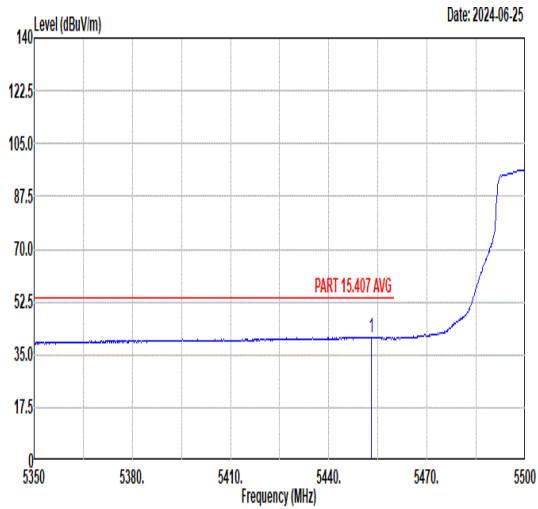


Freq	MHz	Level	dBuV/m	Line Margin	dB	Read Level	dBuV	Ant Factor	dB/m	Cable Loss	dB	Preamp Loss	dB	APos	cm	TPos	deg	Remark
1	5450.95	52.22	74.00	-21.78	41.46	34.86	8.42	32.52	337	167	PEAK							
2	5462.80	51.54	68.30	-16.76	40.77	34.87	8.41	32.51	337	167	PEAK							

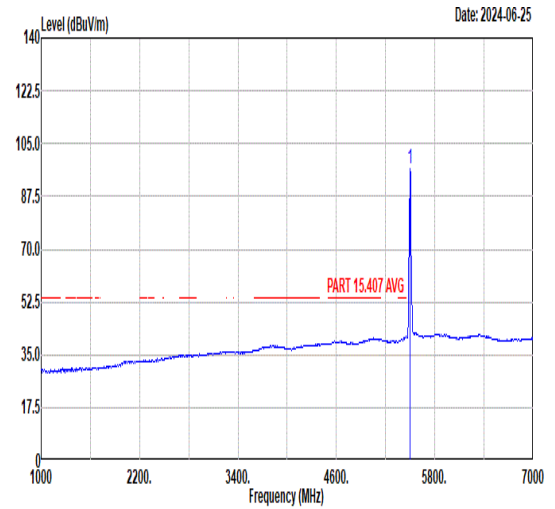


Freq	MHz	Level	dBuV/m	Line Margin	dB	Read Level	dBuV	Ant Factor	dB/m	Cable Loss	dB	Preamp Loss	dB	APos	cm	TPos	deg	Remark
1	5500.00	103.00	-----	-----	92.24	34.90	8.36	32.50	337	167	PEAK							

Avg



Freq	MHz	Level	dBuV/m	Line Margin	dB	Read Level	dBuV	Ant Factor	dB/m	Cable Loss	dB	Preamp Loss	dB	APos	cm	TPos	deg	Remark
1	5452.90	40.94	54.00	-13.06	30.17	34.86	8.42	32.51	337	167	AVERAGE							



Freq	MHz	Level	dBuV/m	Line Margin	dB	Read Level	dBuV	Ant Factor	dB/m	Cable Loss	dB	Preamp Loss	dB	APos	cm	TPos	deg	Remark
1	5500.00	96.53	-----	-----	85.77	34.90	8.36	32.50	337	167	AVERAGE							



Mode	7																																																																																																	
	Harmonic																																																																																																	
	U-NII-2C_5.15-5.25_802.11a_CH100_5500MHz																																																																																																	
Pol.	Horizontal	Vertical																																																																																																
Peak Avg	<p>Date: 2024-06-26</p> <table border="1"> <thead> <tr> <th>Limit</th> <th>Read</th> <th>Ant</th> <th>Cable</th> <th>Preamp</th> <th>APos</th> <th>TPos</th> <th>Remark</th> </tr> <tr> <th>Freq</th> <th>Level</th> <th>Line Margin</th> <th>Level</th> <th>Factor</th> <th>Loss Factor</th> <th></th> <th></th> </tr> <tr> <th>MHz</th> <th>dBuV/m</th> <th>dBuV/m</th> <th>dB</th> <th>dBuV</th> <th>dB/m</th> <th>dB</th> <th>dB</th> </tr> </thead> <tbody> <tr> <td>1</td> <td>11000.00</td> <td>46.57</td> <td>74.00</td> <td>-27.43</td> <td>56.06</td> <td>37.60</td> <td>11.21</td> <td>58.30</td> <td>--</td> <td>--</td> <td>Peak</td> </tr> <tr> <td>2</td> <td>16500.00</td> <td>47.44</td> <td>68.30</td> <td>-20.86</td> <td>53.88</td> <td>39.50</td> <td>12.91</td> <td>58.85</td> <td>--</td> <td>--</td> <td>Peak</td> </tr> </tbody> </table>	Limit	Read	Ant	Cable	Preamp	APos	TPos	Remark	Freq	Level	Line Margin	Level	Factor	Loss Factor			MHz	dBuV/m	dBuV/m	dB	dBuV	dB/m	dB	dB	1	11000.00	46.57	74.00	-27.43	56.06	37.60	11.21	58.30	--	--	Peak	2	16500.00	47.44	68.30	-20.86	53.88	39.50	12.91	58.85	--	--	Peak	<p>Date: 2024-06-26</p> <table border="1"> <thead> <tr> <th>Limit</th> <th>Read</th> <th>Ant</th> <th>Cable</th> <th>Preamp</th> <th>APos</th> <th>TPos</th> <th>Remark</th> </tr> <tr> <th>Freq</th> <th>Level</th> <th>Line Margin</th> <th>Level</th> <th>Factor</th> <th>Loss Factor</th> <th></th> <th></th> </tr> <tr> <th>MHz</th> <th>dBuV/m</th> <th>dBuV/m</th> <th>dB</th> <th>dBuV</th> <th>dB/m</th> <th>dB</th> <th>dB</th> </tr> </thead> <tbody> <tr> <td>1</td> <td>11000.00</td> <td>47.03</td> <td>74.00</td> <td>-26.97</td> <td>56.52</td> <td>37.60</td> <td>11.21</td> <td>58.30</td> <td>--</td> <td>--</td> <td>Peak</td> </tr> <tr> <td>2</td> <td>16500.00</td> <td>47.25</td> <td>68.30</td> <td>-21.05</td> <td>53.69</td> <td>39.50</td> <td>12.91</td> <td>58.85</td> <td>--</td> <td>--</td> <td>Peak</td> </tr> </tbody> </table>	Limit	Read	Ant	Cable	Preamp	APos	TPos	Remark	Freq	Level	Line Margin	Level	Factor	Loss Factor			MHz	dBuV/m	dBuV/m	dB	dBuV	dB/m	dB	dB	1	11000.00	47.03	74.00	-26.97	56.52	37.60	11.21	58.30	--	--	Peak	2	16500.00	47.25	68.30	-21.05	53.69	39.50	12.91	58.85	--	--	Peak
	Limit	Read	Ant	Cable	Preamp	APos	TPos	Remark																																																																																										
Freq	Level	Line Margin	Level	Factor	Loss Factor																																																																																													
MHz	dBuV/m	dBuV/m	dB	dBuV	dB/m	dB	dB																																																																																											
1	11000.00	46.57	74.00	-27.43	56.06	37.60	11.21	58.30	--	--	Peak																																																																																							
2	16500.00	47.44	68.30	-20.86	53.88	39.50	12.91	58.85	--	--	Peak																																																																																							
Limit	Read	Ant	Cable	Preamp	APos	TPos	Remark																																																																																											
Freq	Level	Line Margin	Level	Factor	Loss Factor																																																																																													
MHz	dBuV/m	dBuV/m	dB	dBuV	dB/m	dB	dB																																																																																											
1	11000.00	47.03	74.00	-26.97	56.52	37.60	11.21	58.30	--	--	Peak																																																																																							
2	16500.00	47.25	68.30	-21.05	53.69	39.50	12.91	58.85	--	--	Peak																																																																																							

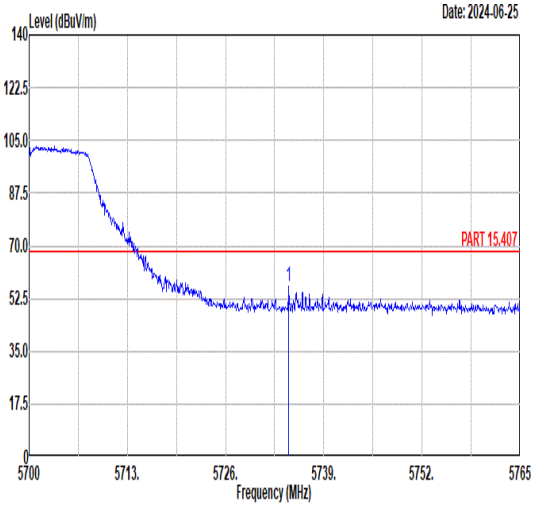
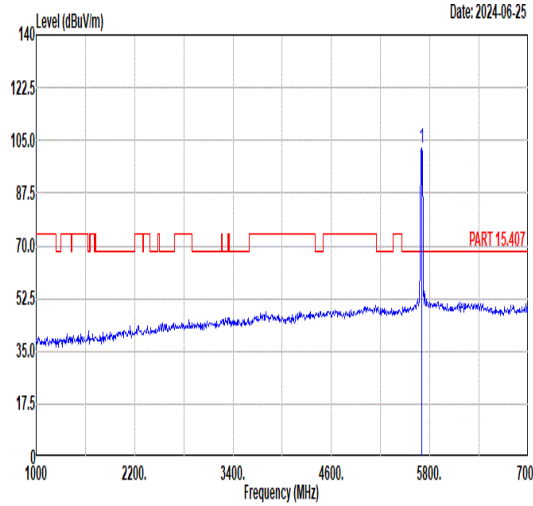
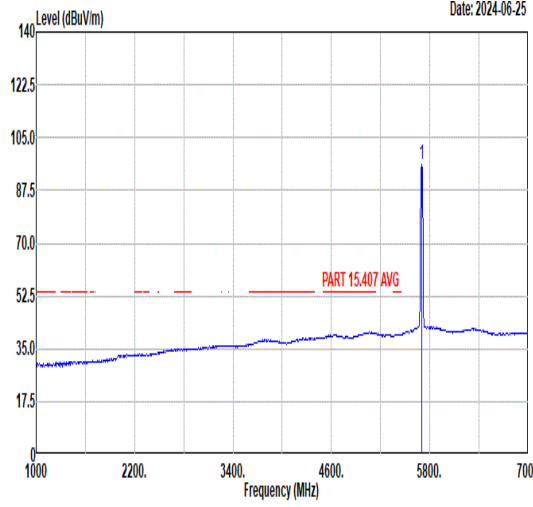


Mode	8																																																																																																
	Harmonic																																																																																																
	U-NII-2C_5.15-5.25_802.11a_CH116_5580MHz																																																																																																
Pol.	Horizontal	Vertical																																																																																															
Peak Avg	<p>Date: 2024-06-26</p>	<p>Date: 2024-06-26</p>																																																																																															
	<table border="1"> <thead> <tr> <th>Limit</th> <th>Read</th> <th>Ant</th> <th>Cable</th> <th>Preamp</th> <th>APos</th> <th>TPos</th> <th>Remark</th> </tr> <tr> <th>Freq</th> <th>Level</th> <th>Line Margin</th> <th>Level</th> <th>Factor</th> <th>Loss Factor</th> <th></th> <th></th> </tr> <tr> <th>MHz</th> <th>dBuV/m</th> <th>dBuV/m</th> <th>dB</th> <th>dBuV</th> <th>dB/m</th> <th>dB</th> <th>dB</th> </tr> </thead> <tbody> <tr> <td>1</td> <td>11160.00</td> <td>47.49</td> <td>74.00</td> <td>-26.51</td> <td>56.66</td> <td>37.66</td> <td>11.29</td> <td>58.12</td> <td>--</td> <td>--</td> <td>Peak</td> </tr> <tr> <td>2</td> <td>16740.00</td> <td>46.60</td> <td>68.30</td> <td>-21.70</td> <td>52.48</td> <td>39.69</td> <td>13.01</td> <td>58.58</td> <td>--</td> <td>--</td> <td>Peak</td> </tr> </tbody> </table>	Limit	Read	Ant	Cable	Preamp	APos	TPos	Remark	Freq	Level	Line Margin	Level	Factor	Loss Factor			MHz	dBuV/m	dBuV/m	dB	dBuV	dB/m	dB	dB	1	11160.00	47.49	74.00	-26.51	56.66	37.66	11.29	58.12	--	--	Peak	2	16740.00	46.60	68.30	-21.70	52.48	39.69	13.01	58.58	--	--	Peak	<table border="1"> <thead> <tr> <th>Limit</th> <th>Read</th> <th>Ant</th> <th>Cable</th> <th>Preamp</th> <th>APos</th> <th>TPos</th> <th>Remark</th> </tr> <tr> <th>Freq</th> <th>Level</th> <th>Line Margin</th> <th>Level</th> <th>Factor</th> <th>Loss Factor</th> <th></th> <th></th> </tr> <tr> <th>MHz</th> <th>dBuV/m</th> <th>dBuV/m</th> <th>dB</th> <th>dBuV</th> <th>dB/m</th> <th>dB</th> <th>dB</th> </tr> </thead> <tbody> <tr> <td>1</td> <td>11160.00</td> <td>46.98</td> <td>74.00</td> <td>-27.02</td> <td>56.15</td> <td>37.66</td> <td>11.29</td> <td>58.12</td> <td>--</td> <td>--</td> <td>Peak</td> </tr> <tr> <td>2</td> <td>16740.00</td> <td>47.93</td> <td>68.30</td> <td>-20.37</td> <td>53.81</td> <td>39.69</td> <td>13.01</td> <td>58.58</td> <td>--</td> <td>--</td> <td>Peak</td> </tr> </tbody> </table>	Limit	Read	Ant	Cable	Preamp	APos	TPos	Remark	Freq	Level	Line Margin	Level	Factor	Loss Factor			MHz	dBuV/m	dBuV/m	dB	dBuV	dB/m	dB	dB	1	11160.00	46.98	74.00	-27.02	56.15	37.66	11.29	58.12	--	--	Peak	2	16740.00	47.93	68.30	-20.37	53.81	39.69	13.01	58.58	--	--
Limit	Read	Ant	Cable	Preamp	APos	TPos	Remark																																																																																										
Freq	Level	Line Margin	Level	Factor	Loss Factor																																																																																												
MHz	dBuV/m	dBuV/m	dB	dBuV	dB/m	dB	dB																																																																																										
1	11160.00	47.49	74.00	-26.51	56.66	37.66	11.29	58.12	--	--	Peak																																																																																						
2	16740.00	46.60	68.30	-21.70	52.48	39.69	13.01	58.58	--	--	Peak																																																																																						
Limit	Read	Ant	Cable	Preamp	APos	TPos	Remark																																																																																										
Freq	Level	Line Margin	Level	Factor	Loss Factor																																																																																												
MHz	dBuV/m	dBuV/m	dB	dBuV	dB/m	dB	dB																																																																																										
1	11160.00	46.98	74.00	-27.02	56.15	37.66	11.29	58.12	--	--	Peak																																																																																						
2	16740.00	47.93	68.30	-20.37	53.81	39.69	13.01	58.58	--	--	Peak																																																																																						



		9																																																																																
Mode	Band Edge																																																																																	
	U-NII-2C_5.15-5.25_802.11a_CH140_5700MHz																																																																																	
Pol.	Horizontal		Fundamental																																																																															
Peak	<p style="text-align: right;">Date: 2024-06-25</p>		<p style="text-align: right;">Date: 2024-06-25</p>																																																																															
	<table border="1"> <thead> <tr> <th></th> <th>Limit</th> <th>Read</th> <th>Ant</th> <th>Cable</th> <th>Preamp</th> <th>APos</th> <th>TPos</th> <th></th> </tr> <tr> <th>Freq</th> <th>Level</th> <th>Line Margin</th> <th>Level Factor</th> <th>Loss Factor</th> <th></th> <th></th> <th></th> <th>Remark</th> </tr> <tr> <th></th> <th>MHz</th> <th>dBuV/m</th> <th>dBuV/m</th> <th>dB</th> <th>dBuV</th> <th>dB/m</th> <th>dB</th> <th>dB</th> <th>cm</th> <th>deg</th> </tr> </thead> <tbody> <tr> <td>1</td> <td>5728.08</td> <td>55.83</td> <td>68.30</td> <td>-12.47</td> <td>44.60</td> <td>35.04</td> <td>8.69</td> <td>32.50</td> <td>381</td> <td>77 PEAK</td> </tr> </tbody> </table>			Limit	Read	Ant	Cable	Preamp	APos	TPos		Freq	Level	Line Margin	Level Factor	Loss Factor				Remark		MHz	dBuV/m	dBuV/m	dB	dBuV	dB/m	dB	dB	cm	deg	1	5728.08	55.83	68.30	-12.47	44.60	35.04	8.69	32.50	381	77 PEAK	<table border="1"> <thead> <tr> <th></th> <th>Limit</th> <th>Read</th> <th>Ant</th> <th>Cable</th> <th>Preamp</th> <th>APos</th> <th>TPos</th> <th></th> </tr> <tr> <th>Freq</th> <th>Level</th> <th>Line Margin</th> <th>Level Factor</th> <th>Loss Factor</th> <th></th> <th></th> <th></th> <th>Remark</th> </tr> <tr> <th></th> <th>MHz</th> <th>dBuV/m</th> <th>dBuV/m</th> <th>dB</th> <th>dBuV</th> <th>dB/m</th> <th>dB</th> <th>dB</th> <th>cm</th> <th>deg</th> </tr> </thead> <tbody> <tr> <td>1</td> <td>5700.00</td> <td>103.84</td> <td>-----</td> <td>-----</td> <td>92.72</td> <td>35.02</td> <td>8.60</td> <td>32.50</td> <td>381</td> <td>77 PEAK</td> </tr> </tbody> </table>		Limit	Read	Ant	Cable	Preamp	APos	TPos		Freq	Level	Line Margin	Level Factor	Loss Factor				Remark		MHz	dBuV/m	dBuV/m	dB	dBuV	dB/m	dB	dB	cm	deg	1	5700.00	103.84	-----	-----	92.72	35.02	8.60	32.50	381
	Limit	Read	Ant	Cable	Preamp	APos	TPos																																																																											
Freq	Level	Line Margin	Level Factor	Loss Factor				Remark																																																																										
	MHz	dBuV/m	dBuV/m	dB	dBuV	dB/m	dB	dB	cm	deg																																																																								
1	5728.08	55.83	68.30	-12.47	44.60	35.04	8.69	32.50	381	77 PEAK																																																																								
	Limit	Read	Ant	Cable	Preamp	APos	TPos																																																																											
Freq	Level	Line Margin	Level Factor	Loss Factor				Remark																																																																										
	MHz	dBuV/m	dBuV/m	dB	dBuV	dB/m	dB	dB	cm	deg																																																																								
1	5700.00	103.84	-----	-----	92.72	35.02	8.60	32.50	381	77 PEAK																																																																								
Avg	Blank		<p style="text-align: right;">Date: 2024-06-25</p>																																																																															
			<table border="1"> <thead> <tr> <th></th> <th>Limit</th> <th>Read</th> <th>Ant</th> <th>Cable</th> <th>Preamp</th> <th>APos</th> <th>TPos</th> <th></th> </tr> <tr> <th>Freq</th> <th>Level</th> <th>Line Margin</th> <th>Level Factor</th> <th>Loss Factor</th> <th></th> <th></th> <th></th> <th>Remark</th> </tr> <tr> <th></th> <th>MHz</th> <th>dBuV/m</th> <th>dBuV/m</th> <th>dB</th> <th>dBuV</th> <th>dB/m</th> <th>dB</th> <th>dB</th> <th>cm</th> <th>deg</th> </tr> </thead> <tbody> <tr> <td>1</td> <td>5700.00</td> <td>97.40</td> <td>-----</td> <td>-----</td> <td>86.28</td> <td>35.02</td> <td>8.60</td> <td>32.50</td> <td>381</td> <td>77 AVERAGE</td> </tr> </tbody> </table>		Limit	Read	Ant	Cable	Preamp	APos	TPos		Freq	Level	Line Margin	Level Factor	Loss Factor				Remark		MHz	dBuV/m	dBuV/m	dB	dBuV	dB/m	dB	dB	cm	deg	1	5700.00	97.40	-----	-----	86.28	35.02	8.60	32.50	381	77 AVERAGE																																							
	Limit	Read	Ant	Cable	Preamp	APos	TPos																																																																											
Freq	Level	Line Margin	Level Factor	Loss Factor				Remark																																																																										
	MHz	dBuV/m	dBuV/m	dB	dBuV	dB/m	dB	dB	cm	deg																																																																								
1	5700.00	97.40	-----	-----	86.28	35.02	8.60	32.50	381	77 AVERAGE																																																																								



		9																																																																										
Mode	Band Edge																																																																											
	U-NII-2C_5.15-5.25_802.11a_CH140_5700MHz																																																																											
Pol.	Vertical	Fundamental																																																																										
Peak	 <p style="text-align: right;">Date: 2024-06-25</p> <table border="1"> <thead> <tr> <th>Limit</th> <th>Read</th> <th>Ant</th> <th>Cable</th> <th>Preamp</th> <th>APos</th> <th>TPos</th> <th></th> </tr> <tr> <th>Freq</th> <th>Level</th> <th>Line Margin</th> <th>Level Factor</th> <th>Loss Factor</th> <th></th> <th></th> <th>Remark</th> </tr> <tr> <th>MHz</th> <th>dBuV/m</th> <th>dBuV/m</th> <th>dB</th> <th>dBuV</th> <th>dB/m</th> <th>dB</th> <th>cm</th> <th>deg</th> </tr> </thead> <tbody> <tr> <td>1</td> <td>5734.39</td> <td>56.33</td> <td>68.30</td> <td>-11.97</td> <td>45.08</td> <td>35.04</td> <td>8.71</td> <td>32.50</td> <td>350</td> <td>169</td> <td>PEAK</td> </tr> </tbody> </table>	Limit	Read	Ant	Cable	Preamp	APos	TPos		Freq	Level	Line Margin	Level Factor	Loss Factor			Remark	MHz	dBuV/m	dBuV/m	dB	dBuV	dB/m	dB	cm	deg	1	5734.39	56.33	68.30	-11.97	45.08	35.04	8.71	32.50	350	169	PEAK	 <p style="text-align: right;">Date: 2024-06-25</p> <table border="1"> <thead> <tr> <th>Limit</th> <th>Read</th> <th>Ant</th> <th>Cable</th> <th>Preamp</th> <th>APos</th> <th>TPos</th> <th></th> </tr> <tr> <th>Freq</th> <th>Level</th> <th>Line Margin</th> <th>Level Factor</th> <th>Loss Factor</th> <th></th> <th></th> <th>Remark</th> </tr> <tr> <th>MHz</th> <th>dBuV/m</th> <th>dBuV/m</th> <th>dB</th> <th>dBuV</th> <th>dB/m</th> <th>dB</th> <th>cm</th> <th>deg</th> </tr> </thead> <tbody> <tr> <td>1</td> <td>5700.00</td> <td>102.58</td> <td>-----</td> <td>-----</td> <td>91.49</td> <td>35.02</td> <td>8.57</td> <td>32.50</td> <td>350</td> <td>169</td> <td>PEAK</td> </tr> </tbody> </table>	Limit	Read	Ant	Cable	Preamp	APos	TPos		Freq	Level	Line Margin	Level Factor	Loss Factor			Remark	MHz	dBuV/m	dBuV/m	dB	dBuV	dB/m	dB	cm	deg	1	5700.00	102.58	-----	-----	91.49	35.02	8.57	32.50	350	169	PEAK
	Limit	Read	Ant	Cable	Preamp	APos	TPos																																																																					
Freq	Level	Line Margin	Level Factor	Loss Factor			Remark																																																																					
MHz	dBuV/m	dBuV/m	dB	dBuV	dB/m	dB	cm	deg																																																																				
1	5734.39	56.33	68.30	-11.97	45.08	35.04	8.71	32.50	350	169	PEAK																																																																	
Limit	Read	Ant	Cable	Preamp	APos	TPos																																																																						
Freq	Level	Line Margin	Level Factor	Loss Factor			Remark																																																																					
MHz	dBuV/m	dBuV/m	dB	dBuV	dB/m	dB	cm	deg																																																																				
1	5700.00	102.58	-----	-----	91.49	35.02	8.57	32.50	350	169	PEAK																																																																	
Avg	Blank	 <p style="text-align: right;">Date: 2024-06-25</p> <table border="1"> <thead> <tr> <th>Limit</th> <th>Read</th> <th>Ant</th> <th>Cable</th> <th>Preamp</th> <th>APos</th> <th>TPos</th> <th></th> </tr> <tr> <th>Freq</th> <th>Level</th> <th>Line Margin</th> <th>Level Factor</th> <th>Loss Factor</th> <th></th> <th></th> <th>Remark</th> </tr> <tr> <th>MHz</th> <th>dBuV/m</th> <th>dBuV/m</th> <th>dB</th> <th>dBuV</th> <th>dB/m</th> <th>dB</th> <th>cm</th> <th>deg</th> </tr> </thead> <tbody> <tr> <td>1</td> <td>5700.00</td> <td>96.32</td> <td>-----</td> <td>-----</td> <td>85.20</td> <td>35.02</td> <td>8.60</td> <td>32.50</td> <td>350</td> <td>169</td> <td>AVERAGE</td> </tr> </tbody> </table>	Limit	Read	Ant	Cable	Preamp	APos	TPos		Freq	Level	Line Margin	Level Factor	Loss Factor			Remark	MHz	dBuV/m	dBuV/m	dB	dBuV	dB/m	dB	cm	deg	1	5700.00	96.32	-----	-----	85.20	35.02	8.60	32.50	350	169	AVERAGE																																					
Limit	Read	Ant	Cable	Preamp	APos	TPos																																																																						
Freq	Level	Line Margin	Level Factor	Loss Factor			Remark																																																																					
MHz	dBuV/m	dBuV/m	dB	dBuV	dB/m	dB	cm	deg																																																																				
1	5700.00	96.32	-----	-----	85.20	35.02	8.60	32.50	350	169	AVERAGE																																																																	



Mode	9																																																																																																
	Harmonic																																																																																																
	U-NII-2C_5.15-5.25_802.11a_CH140_5700MHz																																																																																																
Pol.	Horizontal	Vertical																																																																																															
Peak Avg	<p>Date: 2024-06-26</p>	<p>Date: 2024-06-26</p>																																																																																															
	<table border="1"> <thead> <tr> <th>Limit</th> <th>Read</th> <th>Ant</th> <th>Cable</th> <th>Preamp</th> <th>APos</th> <th>TPos</th> <th>Remark</th> </tr> <tr> <th>Freq</th> <th>Level</th> <th>Line Margin</th> <th>Level</th> <th>Factor</th> <th>Loss Factor</th> <th></th> <th></th> </tr> <tr> <th>MHz</th> <th>dBuV/m</th> <th>dBuV/m</th> <th>dB</th> <th>dBuV</th> <th>dB/m</th> <th>dB</th> <th>dB</th> </tr> </thead> <tbody> <tr> <td>1</td> <td>11400.00</td> <td>47.69</td> <td>74.00</td> <td>-26.31</td> <td>56.38</td> <td>37.76</td> <td>11.41</td> <td>57.86</td> <td>--</td> <td>--</td> <td>Peak</td> </tr> <tr> <td>2</td> <td>17100.00</td> <td>48.21</td> <td>68.30</td> <td>-20.09</td> <td>53.17</td> <td>40.06</td> <td>13.14</td> <td>58.16</td> <td>--</td> <td>--</td> <td>Peak</td> </tr> </tbody> </table>	Limit	Read	Ant	Cable	Preamp	APos	TPos	Remark	Freq	Level	Line Margin	Level	Factor	Loss Factor			MHz	dBuV/m	dBuV/m	dB	dBuV	dB/m	dB	dB	1	11400.00	47.69	74.00	-26.31	56.38	37.76	11.41	57.86	--	--	Peak	2	17100.00	48.21	68.30	-20.09	53.17	40.06	13.14	58.16	--	--	Peak	<table border="1"> <thead> <tr> <th>Limit</th> <th>Read</th> <th>Ant</th> <th>Cable</th> <th>Preamp</th> <th>APos</th> <th>TPos</th> <th>Remark</th> </tr> <tr> <th>Freq</th> <th>Level</th> <th>Line Margin</th> <th>Level</th> <th>Factor</th> <th>Loss Factor</th> <th></th> <th></th> </tr> <tr> <th>MHz</th> <th>dBuV/m</th> <th>dBuV/m</th> <th>dB</th> <th>dBuV</th> <th>dB/m</th> <th>dB</th> <th>dB</th> </tr> </thead> <tbody> <tr> <td>1</td> <td>11400.00</td> <td>46.97</td> <td>74.00</td> <td>-27.03</td> <td>55.66</td> <td>37.76</td> <td>11.41</td> <td>57.86</td> <td>--</td> <td>--</td> <td>Peak</td> </tr> <tr> <td>2</td> <td>17100.00</td> <td>47.67</td> <td>68.30</td> <td>-20.63</td> <td>52.63</td> <td>40.06</td> <td>13.14</td> <td>58.16</td> <td>--</td> <td>--</td> <td>Peak</td> </tr> </tbody> </table>	Limit	Read	Ant	Cable	Preamp	APos	TPos	Remark	Freq	Level	Line Margin	Level	Factor	Loss Factor			MHz	dBuV/m	dBuV/m	dB	dBuV	dB/m	dB	dB	1	11400.00	46.97	74.00	-27.03	55.66	37.76	11.41	57.86	--	--	Peak	2	17100.00	47.67	68.30	-20.63	52.63	40.06	13.14	58.16	--	--
Limit	Read	Ant	Cable	Preamp	APos	TPos	Remark																																																																																										
Freq	Level	Line Margin	Level	Factor	Loss Factor																																																																																												
MHz	dBuV/m	dBuV/m	dB	dBuV	dB/m	dB	dB																																																																																										
1	11400.00	47.69	74.00	-26.31	56.38	37.76	11.41	57.86	--	--	Peak																																																																																						
2	17100.00	48.21	68.30	-20.09	53.17	40.06	13.14	58.16	--	--	Peak																																																																																						
Limit	Read	Ant	Cable	Preamp	APos	TPos	Remark																																																																																										
Freq	Level	Line Margin	Level	Factor	Loss Factor																																																																																												
MHz	dBuV/m	dBuV/m	dB	dBuV	dB/m	dB	dB																																																																																										
1	11400.00	46.97	74.00	-27.03	55.66	37.76	11.41	57.86	--	--	Peak																																																																																						
2	17100.00	47.67	68.30	-20.63	52.63	40.06	13.14	58.16	--	--	Peak																																																																																						



		10																																																																								
Mode	Band Edge																																																																									
	U-NII-1_5.25-5.35_802.11ac_VHT20_CH36_5180MHz																																																																									
Pol.	Horizontal		Fundamental																																																																							
Peak	<p style="text-align: right;">Date: 2024-06-25</p> <table border="1"> <thead> <tr> <th>Limit</th> <th>Read</th> <th>Ant</th> <th>Cable</th> <th>Preamp</th> <th>APos</th> <th>TPos</th> <th>Remark</th> </tr> <tr> <th>Freq</th> <th>Level</th> <th>Line</th> <th>Margin</th> <th>Level</th> <th>Factor</th> <th>Loss</th> <th>Factor</th> </tr> <tr> <th>MHz</th> <th>dBuV/m</th> <th>dBuV/m</th> <th>dB</th> <th>dBuV</th> <th>dB/m</th> <th>dB</th> <th>dB</th> </tr> </thead> <tbody> <tr> <td>1</td> <td>5149.76</td> <td>50.97</td> <td>74.00</td> <td>-23.03</td> <td>41.07</td> <td>34.62</td> <td>7.92</td> <td>32.64</td> <td>380</td> <td>76</td> <td>PEAK</td> </tr> </tbody> </table>	Limit	Read	Ant	Cable	Preamp	APos	TPos	Remark	Freq	Level	Line	Margin	Level	Factor	Loss	Factor	MHz	dBuV/m	dBuV/m	dB	dBuV	dB/m	dB	dB	1	5149.76	50.97	74.00	-23.03	41.07	34.62	7.92	32.64	380	76	PEAK	<p style="text-align: right;">Date: 2024-06-25</p> <table border="1"> <thead> <tr> <th>Limit</th> <th>Read</th> <th>Ant</th> <th>Cable</th> <th>Preamp</th> <th>APos</th> <th>TPos</th> <th>Remark</th> </tr> <tr> <th>Freq</th> <th>Level</th> <th>Line</th> <th>Margin</th> <th>Level</th> <th>Factor</th> <th>Loss</th> <th>Factor</th> </tr> <tr> <th>MHz</th> <th>dBuV/m</th> <th>dBuV/m</th> <th>dB</th> <th>dBuV</th> <th>dB/m</th> <th>dB</th> <th>dB</th> </tr> </thead> <tbody> <tr> <td>1</td> <td>5180.00</td> <td>102.10</td> <td>-----</td> <td>-----</td> <td>92.14</td> <td>34.65</td> <td>7.94</td> <td>32.63</td> <td>380</td> <td>76</td> <td>PEAK</td> </tr> </tbody> </table>	Limit	Read	Ant	Cable	Preamp	APos	TPos	Remark	Freq	Level	Line	Margin	Level	Factor	Loss	Factor	MHz	dBuV/m	dBuV/m	dB	dBuV	dB/m	dB	dB	1	5180.00	102.10	-----	-----	92.14	34.65	7.94	32.63	380	76	PEAK
	Limit	Read	Ant	Cable	Preamp	APos	TPos	Remark																																																																		
Freq	Level	Line	Margin	Level	Factor	Loss	Factor																																																																			
MHz	dBuV/m	dBuV/m	dB	dBuV	dB/m	dB	dB																																																																			
1	5149.76	50.97	74.00	-23.03	41.07	34.62	7.92	32.64	380	76	PEAK																																																															
Limit	Read	Ant	Cable	Preamp	APos	TPos	Remark																																																																			
Freq	Level	Line	Margin	Level	Factor	Loss	Factor																																																																			
MHz	dBuV/m	dBuV/m	dB	dBuV	dB/m	dB	dB																																																																			
1	5180.00	102.10	-----	-----	92.14	34.65	7.94	32.63	380	76	PEAK																																																															
Avg	<p style="text-align: right;">Date: 2024-06-25</p> <table border="1"> <thead> <tr> <th>Limit</th> <th>Read</th> <th>Ant</th> <th>Cable</th> <th>Preamp</th> <th>APos</th> <th>TPos</th> <th>Remark</th> </tr> <tr> <th>Freq</th> <th>Level</th> <th>Line</th> <th>Margin</th> <th>Level</th> <th>Factor</th> <th>Loss</th> <th>Factor</th> </tr> <tr> <th>MHz</th> <th>dBuV/m</th> <th>dBuV/m</th> <th>dB</th> <th>dBuV</th> <th>dB/m</th> <th>dB</th> <th>dB</th> </tr> </thead> <tbody> <tr> <td>1</td> <td>5146.52</td> <td>41.88</td> <td>54.00</td> <td>-12.12</td> <td>31.98</td> <td>34.62</td> <td>7.92</td> <td>32.64</td> <td>380</td> <td>76</td> <td>AVERAGE</td> </tr> </tbody> </table>	Limit	Read	Ant	Cable	Preamp	APos	TPos	Remark	Freq	Level	Line	Margin	Level	Factor	Loss	Factor	MHz	dBuV/m	dBuV/m	dB	dBuV	dB/m	dB	dB	1	5146.52	41.88	54.00	-12.12	31.98	34.62	7.92	32.64	380	76	AVERAGE	<p style="text-align: right;">Date: 2024-06-25</p> <table border="1"> <thead> <tr> <th>Limit</th> <th>Read</th> <th>Ant</th> <th>Cable</th> <th>Preamp</th> <th>APos</th> <th>TPos</th> <th>Remark</th> </tr> <tr> <th>Freq</th> <th>Level</th> <th>Line</th> <th>Margin</th> <th>Level</th> <th>Factor</th> <th>Loss</th> <th>Factor</th> </tr> <tr> <th>MHz</th> <th>dBuV/m</th> <th>dBuV/m</th> <th>dB</th> <th>dBuV</th> <th>dB/m</th> <th>dB</th> <th>dB</th> </tr> </thead> <tbody> <tr> <td>1</td> <td>5180.00</td> <td>95.13</td> <td>-----</td> <td>-----</td> <td>85.17</td> <td>34.65</td> <td>7.94</td> <td>32.63</td> <td>380</td> <td>76</td> <td>AVERAGE</td> </tr> </tbody> </table>	Limit	Read	Ant	Cable	Preamp	APos	TPos	Remark	Freq	Level	Line	Margin	Level	Factor	Loss	Factor	MHz	dBuV/m	dBuV/m	dB	dBuV	dB/m	dB	dB	1	5180.00	95.13	-----	-----	85.17	34.65	7.94	32.63	380	76	AVERAGE
Limit	Read	Ant	Cable	Preamp	APos	TPos	Remark																																																																			
Freq	Level	Line	Margin	Level	Factor	Loss	Factor																																																																			
MHz	dBuV/m	dBuV/m	dB	dBuV	dB/m	dB	dB																																																																			
1	5146.52	41.88	54.00	-12.12	31.98	34.62	7.92	32.64	380	76	AVERAGE																																																															
Limit	Read	Ant	Cable	Preamp	APos	TPos	Remark																																																																			
Freq	Level	Line	Margin	Level	Factor	Loss	Factor																																																																			
MHz	dBuV/m	dBuV/m	dB	dBuV	dB/m	dB	dB																																																																			
1	5180.00	95.13	-----	-----	85.17	34.65	7.94	32.63	380	76	AVERAGE																																																															



		10																																																																								
Mode	Band Edge																																																																									
	U-NII-1_5.25-5.35_802.11ac_VHT20_CH36_5180MHz																																																																									
Pol.	Vertical	Fundamental																																																																								
Peak	<table border="1"> <thead> <tr> <th>Limit</th> <th>Read</th> <th>Ant</th> <th>Cable</th> <th>Preamp</th> <th>APos</th> <th>TPos</th> <th>Remark</th> </tr> <tr> <th>Freq</th> <th>Level</th> <th>Line</th> <th>Margin</th> <th>Level</th> <th>Factor</th> <th>Loss</th> <th>Factor</th> </tr> <tr> <th>MHz</th> <th>dBuV/m</th> <th>dBuV/m</th> <th>dB</th> <th>dBuV</th> <th>dB/m</th> <th>dB</th> <th>dB</th> </tr> </thead> <tbody> <tr> <td>1</td> <td>5119.34</td> <td>50.05</td> <td>74.00</td> <td>-23.95</td> <td>40.20</td> <td>34.60</td> <td>7.90</td> <td>32.65</td> <td>299</td> <td>208</td> <td>PEAK</td> </tr> </tbody> </table>	Limit	Read	Ant	Cable	Preamp	APos	TPos	Remark	Freq	Level	Line	Margin	Level	Factor	Loss	Factor	MHz	dBuV/m	dBuV/m	dB	dBuV	dB/m	dB	dB	1	5119.34	50.05	74.00	-23.95	40.20	34.60	7.90	32.65	299	208	PEAK	<table border="1"> <thead> <tr> <th>Limit</th> <th>Read</th> <th>Ant</th> <th>Cable</th> <th>Preamp</th> <th>APos</th> <th>TPos</th> <th>Remark</th> </tr> <tr> <th>Freq</th> <th>Level</th> <th>Line</th> <th>Margin</th> <th>Level</th> <th>Factor</th> <th>Loss</th> <th>Factor</th> </tr> <tr> <th>MHz</th> <th>dBuV/m</th> <th>dBuV/m</th> <th>dB</th> <th>dBuV</th> <th>dB/m</th> <th>dB</th> <th>dB</th> </tr> </thead> <tbody> <tr> <td>1</td> <td>5180.00</td> <td>98.78</td> <td>-----</td> <td>-----</td> <td>88.83</td> <td>34.64</td> <td>7.94</td> <td>32.63</td> <td>299</td> <td>208</td> <td>PEAK</td> </tr> </tbody> </table>	Limit	Read	Ant	Cable	Preamp	APos	TPos	Remark	Freq	Level	Line	Margin	Level	Factor	Loss	Factor	MHz	dBuV/m	dBuV/m	dB	dBuV	dB/m	dB	dB	1	5180.00	98.78	-----	-----	88.83	34.64	7.94	32.63	299	208	PEAK
	Limit	Read	Ant	Cable	Preamp	APos	TPos	Remark																																																																		
Freq	Level	Line	Margin	Level	Factor	Loss	Factor																																																																			
MHz	dBuV/m	dBuV/m	dB	dBuV	dB/m	dB	dB																																																																			
1	5119.34	50.05	74.00	-23.95	40.20	34.60	7.90	32.65	299	208	PEAK																																																															
Limit	Read	Ant	Cable	Preamp	APos	TPos	Remark																																																																			
Freq	Level	Line	Margin	Level	Factor	Loss	Factor																																																																			
MHz	dBuV/m	dBuV/m	dB	dBuV	dB/m	dB	dB																																																																			
1	5180.00	98.78	-----	-----	88.83	34.64	7.94	32.63	299	208	PEAK																																																															
Avg	<table border="1"> <thead> <tr> <th>Limit</th> <th>Read</th> <th>Ant</th> <th>Cable</th> <th>Preamp</th> <th>APos</th> <th>TPos</th> <th>Remark</th> </tr> <tr> <th>Freq</th> <th>Level</th> <th>Line</th> <th>Margin</th> <th>Level</th> <th>Factor</th> <th>Loss</th> <th>Factor</th> </tr> <tr> <th>MHz</th> <th>dBuV/m</th> <th>dBuV/m</th> <th>dB</th> <th>dBuV</th> <th>dB/m</th> <th>dB</th> <th>dB</th> </tr> </thead> <tbody> <tr> <td>1</td> <td>5148.50</td> <td>41.12</td> <td>54.00</td> <td>-12.88</td> <td>31.22</td> <td>34.62</td> <td>7.92</td> <td>32.64</td> <td>299</td> <td>208</td> <td>AVERAGE</td> </tr> </tbody> </table>	Limit	Read	Ant	Cable	Preamp	APos	TPos	Remark	Freq	Level	Line	Margin	Level	Factor	Loss	Factor	MHz	dBuV/m	dBuV/m	dB	dBuV	dB/m	dB	dB	1	5148.50	41.12	54.00	-12.88	31.22	34.62	7.92	32.64	299	208	AVERAGE	<table border="1"> <thead> <tr> <th>Limit</th> <th>Read</th> <th>Ant</th> <th>Cable</th> <th>Preamp</th> <th>APos</th> <th>TPos</th> <th>Remark</th> </tr> <tr> <th>Freq</th> <th>Level</th> <th>Line</th> <th>Margin</th> <th>Level</th> <th>Factor</th> <th>Loss</th> <th>Factor</th> </tr> <tr> <th>MHz</th> <th>dBuV/m</th> <th>dBuV/m</th> <th>dB</th> <th>dBuV</th> <th>dB/m</th> <th>dB</th> <th>dB</th> </tr> </thead> <tbody> <tr> <td>1</td> <td>5180.00</td> <td>91.76</td> <td>-----</td> <td>-----</td> <td>81.80</td> <td>34.65</td> <td>7.94</td> <td>32.63</td> <td>299</td> <td>208</td> <td>AVERAGE</td> </tr> </tbody> </table>	Limit	Read	Ant	Cable	Preamp	APos	TPos	Remark	Freq	Level	Line	Margin	Level	Factor	Loss	Factor	MHz	dBuV/m	dBuV/m	dB	dBuV	dB/m	dB	dB	1	5180.00	91.76	-----	-----	81.80	34.65	7.94	32.63	299	208	AVERAGE
Limit	Read	Ant	Cable	Preamp	APos	TPos	Remark																																																																			
Freq	Level	Line	Margin	Level	Factor	Loss	Factor																																																																			
MHz	dBuV/m	dBuV/m	dB	dBuV	dB/m	dB	dB																																																																			
1	5148.50	41.12	54.00	-12.88	31.22	34.62	7.92	32.64	299	208	AVERAGE																																																															
Limit	Read	Ant	Cable	Preamp	APos	TPos	Remark																																																																			
Freq	Level	Line	Margin	Level	Factor	Loss	Factor																																																																			
MHz	dBuV/m	dBuV/m	dB	dBuV	dB/m	dB	dB																																																																			
1	5180.00	91.76	-----	-----	81.80	34.65	7.94	32.63	299	208	AVERAGE																																																															



Mode	10																																																																																																
	Harmonic																																																																																																
	U-NII-1_5.25-5.35_802.11ac_VHT20_CH36_5180MHz																																																																																																
Pol.	Horizontal	Vertical																																																																																															
Peak Avg																																																																																																	
	<table border="1"> <thead> <tr> <th>Limit</th> <th>Read</th> <th>Ant</th> <th>Cable</th> <th>Preamp</th> <th>APos</th> <th>TPos</th> <th>Remark</th> </tr> <tr> <th>Freq</th> <th>Level</th> <th>Line Margin</th> <th>Level</th> <th>Factor</th> <th>Loss Factor</th> <th></th> <th></th> </tr> <tr> <th>MHz</th> <th>dBuV/m</th> <th>dBuV/m</th> <th>dB</th> <th>dBuV</th> <th>dB/m</th> <th>dB</th> <th>dB</th> </tr> </thead> <tbody> <tr> <td>1</td> <td>10360.00</td> <td>46.70</td> <td>68.30</td> <td>-21.60</td> <td>57.64</td> <td>37.33</td> <td>10.73</td> <td>59.00</td> <td>--</td> <td>--</td> <td>Peak</td> </tr> <tr> <td>2</td> <td>15540.00</td> <td>46.90</td> <td>74.00</td> <td>-27.10</td> <td>54.19</td> <td>38.93</td> <td>12.72</td> <td>58.94</td> <td>--</td> <td>--</td> <td>Peak</td> </tr> </tbody> </table>	Limit	Read	Ant	Cable	Preamp	APos	TPos	Remark	Freq	Level	Line Margin	Level	Factor	Loss Factor			MHz	dBuV/m	dBuV/m	dB	dBuV	dB/m	dB	dB	1	10360.00	46.70	68.30	-21.60	57.64	37.33	10.73	59.00	--	--	Peak	2	15540.00	46.90	74.00	-27.10	54.19	38.93	12.72	58.94	--	--	Peak	<table border="1"> <thead> <tr> <th>Limit</th> <th>Read</th> <th>Ant</th> <th>Cable</th> <th>Preamp</th> <th>APos</th> <th>TPos</th> <th>Remark</th> </tr> <tr> <th>Freq</th> <th>Level</th> <th>Line Margin</th> <th>Level</th> <th>Factor</th> <th>Loss Factor</th> <th></th> <th></th> </tr> <tr> <th>MHz</th> <th>dBuV/m</th> <th>dBuV/m</th> <th>dB</th> <th>dBuV</th> <th>dB/m</th> <th>dB</th> <th>dB</th> </tr> </thead> <tbody> <tr> <td>1</td> <td>10360.00</td> <td>46.52</td> <td>68.30</td> <td>-21.78</td> <td>57.46</td> <td>37.33</td> <td>10.73</td> <td>59.00</td> <td>--</td> <td>--</td> <td>Peak</td> </tr> <tr> <td>2</td> <td>15540.00</td> <td>46.91</td> <td>74.00</td> <td>-27.09</td> <td>54.20</td> <td>38.93</td> <td>12.72</td> <td>58.94</td> <td>--</td> <td>--</td> <td>Peak</td> </tr> </tbody> </table>	Limit	Read	Ant	Cable	Preamp	APos	TPos	Remark	Freq	Level	Line Margin	Level	Factor	Loss Factor			MHz	dBuV/m	dBuV/m	dB	dBuV	dB/m	dB	dB	1	10360.00	46.52	68.30	-21.78	57.46	37.33	10.73	59.00	--	--	Peak	2	15540.00	46.91	74.00	-27.09	54.20	38.93	12.72	58.94	--	--
Limit	Read	Ant	Cable	Preamp	APos	TPos	Remark																																																																																										
Freq	Level	Line Margin	Level	Factor	Loss Factor																																																																																												
MHz	dBuV/m	dBuV/m	dB	dBuV	dB/m	dB	dB																																																																																										
1	10360.00	46.70	68.30	-21.60	57.64	37.33	10.73	59.00	--	--	Peak																																																																																						
2	15540.00	46.90	74.00	-27.10	54.19	38.93	12.72	58.94	--	--	Peak																																																																																						
Limit	Read	Ant	Cable	Preamp	APos	TPos	Remark																																																																																										
Freq	Level	Line Margin	Level	Factor	Loss Factor																																																																																												
MHz	dBuV/m	dBuV/m	dB	dBuV	dB/m	dB	dB																																																																																										
1	10360.00	46.52	68.30	-21.78	57.46	37.33	10.73	59.00	--	--	Peak																																																																																						
2	15540.00	46.91	74.00	-27.09	54.20	38.93	12.72	58.94	--	--	Peak																																																																																						



Mode	11																																																																																																
	Harmonic																																																																																																
	U-NII-1_5.25-5.35_802.11ac_VHT20_CH44_5220MHz																																																																																																
Pol.	Horizontal	Vertical																																																																																															
Peak Avg	<p style="text-align: right;">Date: 2024-06-26</p>	<p style="text-align: right;">Date: 2024-06-26</p>																																																																																															
	<table border="1"> <thead> <tr> <th>Limit</th> <th>Read</th> <th>Ant</th> <th>Cable</th> <th>Preamp</th> <th>APos</th> <th>TPos</th> <th>Remark</th> </tr> <tr> <th>Freq</th> <th>Level</th> <th>Line Margin</th> <th>Level</th> <th>Factor</th> <th>Loss Factor</th> <th></th> <th></th> </tr> <tr> <th>MHz</th> <th>dBuV/m</th> <th>dBuV/m</th> <th>dB</th> <th>dBuV</th> <th>dB/m</th> <th>dB</th> <th>dB</th> </tr> </thead> <tbody> <tr> <td>1</td> <td>10440.00</td> <td>46.26</td> <td>68.30</td> <td>-22.04</td> <td>56.95</td> <td>37.43</td> <td>10.79</td> <td>58.91</td> <td>--</td> <td>--</td> <td>Peak</td> </tr> <tr> <td>2</td> <td>15660.00</td> <td>48.71</td> <td>74.00</td> <td>-25.29</td> <td>56.02</td> <td>39.03</td> <td>12.72</td> <td>59.06</td> <td>--</td> <td>--</td> <td>Peak</td> </tr> </tbody> </table>	Limit	Read	Ant	Cable	Preamp	APos	TPos	Remark	Freq	Level	Line Margin	Level	Factor	Loss Factor			MHz	dBuV/m	dBuV/m	dB	dBuV	dB/m	dB	dB	1	10440.00	46.26	68.30	-22.04	56.95	37.43	10.79	58.91	--	--	Peak	2	15660.00	48.71	74.00	-25.29	56.02	39.03	12.72	59.06	--	--	Peak	<table border="1"> <thead> <tr> <th>Limit</th> <th>Read</th> <th>Ant</th> <th>Cable</th> <th>Preamp</th> <th>APos</th> <th>TPos</th> <th>Remark</th> </tr> <tr> <th>Freq</th> <th>Level</th> <th>Line Margin</th> <th>Level</th> <th>Factor</th> <th>Loss Factor</th> <th></th> <th></th> </tr> <tr> <th>MHz</th> <th>dBuV/m</th> <th>dBuV/m</th> <th>dB</th> <th>dBuV</th> <th>dB/m</th> <th>dB</th> <th>dB</th> </tr> </thead> <tbody> <tr> <td>1</td> <td>10440.00</td> <td>46.02</td> <td>68.30</td> <td>-22.28</td> <td>56.71</td> <td>37.43</td> <td>10.79</td> <td>58.91</td> <td>--</td> <td>--</td> <td>Peak</td> </tr> <tr> <td>2</td> <td>15660.00</td> <td>48.79</td> <td>74.00</td> <td>-25.21</td> <td>56.10</td> <td>39.03</td> <td>12.72</td> <td>59.06</td> <td>--</td> <td>--</td> <td>Peak</td> </tr> </tbody> </table>	Limit	Read	Ant	Cable	Preamp	APos	TPos	Remark	Freq	Level	Line Margin	Level	Factor	Loss Factor			MHz	dBuV/m	dBuV/m	dB	dBuV	dB/m	dB	dB	1	10440.00	46.02	68.30	-22.28	56.71	37.43	10.79	58.91	--	--	Peak	2	15660.00	48.79	74.00	-25.21	56.10	39.03	12.72	59.06	--	--
Limit	Read	Ant	Cable	Preamp	APos	TPos	Remark																																																																																										
Freq	Level	Line Margin	Level	Factor	Loss Factor																																																																																												
MHz	dBuV/m	dBuV/m	dB	dBuV	dB/m	dB	dB																																																																																										
1	10440.00	46.26	68.30	-22.04	56.95	37.43	10.79	58.91	--	--	Peak																																																																																						
2	15660.00	48.71	74.00	-25.29	56.02	39.03	12.72	59.06	--	--	Peak																																																																																						
Limit	Read	Ant	Cable	Preamp	APos	TPos	Remark																																																																																										
Freq	Level	Line Margin	Level	Factor	Loss Factor																																																																																												
MHz	dBuV/m	dBuV/m	dB	dBuV	dB/m	dB	dB																																																																																										
1	10440.00	46.02	68.30	-22.28	56.71	37.43	10.79	58.91	--	--	Peak																																																																																						
2	15660.00	48.79	74.00	-25.21	56.10	39.03	12.72	59.06	--	--	Peak																																																																																						



Mode	12																																																																																																		
	Harmonic																																																																																																		
	U-NII-1_5.25-5.35_802.11ac VHT20_CH48_5240MHz																																																																																																		
Pol.	Horizontal	Vertical																																																																																																	
Peak Avg	<p>Date: 2024-06-26</p>	<p>Date: 2024-06-26</p>																																																																																																	
	<table border="1"> <thead> <tr> <th>Limit</th> <th>Read</th> <th>Ant</th> <th>Cable</th> <th>Preamp</th> <th>APos</th> <th>TPos</th> <th>Remark</th> </tr> <tr> <th>Freq</th> <th>Level</th> <th>Line Margin</th> <th>Level</th> <th>Factor</th> <th>Loss Factor</th> <th></th> <th></th> </tr> <tr> <th>MHz</th> <th>dBuV/m</th> <th>dBuV/m</th> <th>dB</th> <th>dBuV</th> <th>dB/m</th> <th>dB</th> <th>cm</th> <th>deg</th> </tr> </thead> <tbody> <tr> <td>1</td> <td>10480.00</td> <td>47.97</td> <td>68.30</td> <td>-20.33</td> <td>58.55</td> <td>37.47</td> <td>10.82</td> <td>58.87</td> <td>--</td> <td>--</td> <td>Peak</td> </tr> <tr> <td>2</td> <td>15720.00</td> <td>48.61</td> <td>74.00</td> <td>-25.39</td> <td>55.94</td> <td>39.08</td> <td>12.71</td> <td>59.12</td> <td>--</td> <td>--</td> <td>Peak</td> </tr> </tbody> </table>	Limit	Read	Ant	Cable	Preamp	APos	TPos	Remark	Freq	Level	Line Margin	Level	Factor	Loss Factor			MHz	dBuV/m	dBuV/m	dB	dBuV	dB/m	dB	cm	deg	1	10480.00	47.97	68.30	-20.33	58.55	37.47	10.82	58.87	--	--	Peak	2	15720.00	48.61	74.00	-25.39	55.94	39.08	12.71	59.12	--	--	Peak	<table border="1"> <thead> <tr> <th>Limit</th> <th>Read</th> <th>Ant</th> <th>Cable</th> <th>Preamp</th> <th>APos</th> <th>TPos</th> <th>Remark</th> </tr> <tr> <th>Freq</th> <th>Level</th> <th>Line Margin</th> <th>Level</th> <th>Factor</th> <th>Loss Factor</th> <th></th> <th></th> </tr> <tr> <th>MHz</th> <th>dBuV/m</th> <th>dBuV/m</th> <th>dB</th> <th>dBuV</th> <th>dB/m</th> <th>dB</th> <th>cm</th> <th>deg</th> </tr> </thead> <tbody> <tr> <td>1</td> <td>10480.00</td> <td>46.24</td> <td>68.30</td> <td>-22.06</td> <td>56.82</td> <td>37.47</td> <td>10.82</td> <td>58.87</td> <td>--</td> <td>--</td> <td>Peak</td> </tr> <tr> <td>2</td> <td>15720.00</td> <td>47.79</td> <td>74.00</td> <td>-26.21</td> <td>55.12</td> <td>39.08</td> <td>12.71</td> <td>59.12</td> <td>--</td> <td>--</td> <td>Peak</td> </tr> </tbody> </table>	Limit	Read	Ant	Cable	Preamp	APos	TPos	Remark	Freq	Level	Line Margin	Level	Factor	Loss Factor			MHz	dBuV/m	dBuV/m	dB	dBuV	dB/m	dB	cm	deg	1	10480.00	46.24	68.30	-22.06	56.82	37.47	10.82	58.87	--	--	Peak	2	15720.00	47.79	74.00	-26.21	55.12	39.08	12.71	59.12	--	--
Limit	Read	Ant	Cable	Preamp	APos	TPos	Remark																																																																																												
Freq	Level	Line Margin	Level	Factor	Loss Factor																																																																																														
MHz	dBuV/m	dBuV/m	dB	dBuV	dB/m	dB	cm	deg																																																																																											
1	10480.00	47.97	68.30	-20.33	58.55	37.47	10.82	58.87	--	--	Peak																																																																																								
2	15720.00	48.61	74.00	-25.39	55.94	39.08	12.71	59.12	--	--	Peak																																																																																								
Limit	Read	Ant	Cable	Preamp	APos	TPos	Remark																																																																																												
Freq	Level	Line Margin	Level	Factor	Loss Factor																																																																																														
MHz	dBuV/m	dBuV/m	dB	dBuV	dB/m	dB	cm	deg																																																																																											
1	10480.00	46.24	68.30	-22.06	56.82	37.47	10.82	58.87	--	--	Peak																																																																																								
2	15720.00	47.79	74.00	-26.21	55.12	39.08	12.71	59.12	--	--	Peak																																																																																								



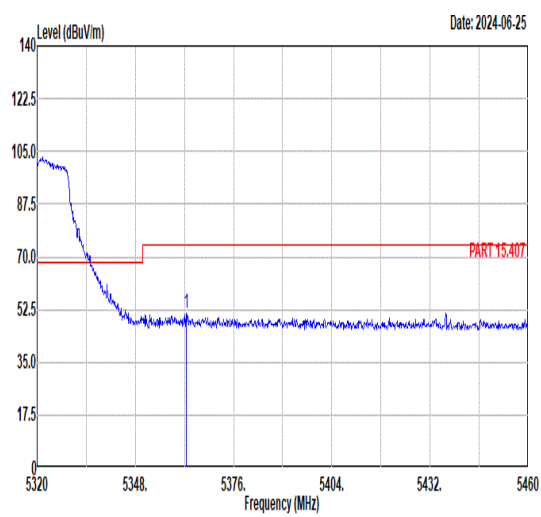
Mode	13																																																																																																
	Harmonic																																																																																																
	U-NII-2A_5.25-5.35_802.11ac_VHT20_CH52_5280MHz																																																																																																
Pol.	Horizontal	Vertical																																																																																															
Peak Avg	<p style="text-align: right;">Date: 2024-06-26</p>	<p style="text-align: right;">Date: 2024-06-26</p>																																																																																															
	<table border="1"> <thead> <tr> <th></th> <th>Limit</th> <th>Read</th> <th>Ant</th> <th>Cable</th> <th>Preamp</th> <th>APos</th> <th>TPos</th> <th></th> </tr> <tr> <th>Freq</th> <th>Level</th> <th>Line Margin</th> <th>Level</th> <th>Factor</th> <th>Loss Factor</th> <th></th> <th></th> <th>Remark</th> </tr> <tr> <th>MHz</th> <th>dBuV/m</th> <th>dBuV/m</th> <th>dB</th> <th>dBuV</th> <th>dB/m</th> <th>dB</th> <th>dB</th> <th>cm</th> <th>deg</th> </tr> </thead> <tbody> <tr> <td>1 10520.00</td> <td>47.06</td> <td>68.30</td> <td>-21.24</td> <td>57.53</td> <td>37.50</td> <td>10.85</td> <td>58.82</td> <td>--</td> <td>-- Peak</td> </tr> <tr> <td>2 15780.00</td> <td>48.52</td> <td>74.00</td> <td>-25.48</td> <td>55.86</td> <td>39.13</td> <td>12.71</td> <td>59.18</td> <td>--</td> <td>-- Peak</td> </tr> </tbody> </table>		Limit	Read	Ant	Cable	Preamp	APos	TPos		Freq	Level	Line Margin	Level	Factor	Loss Factor			Remark	MHz	dBuV/m	dBuV/m	dB	dBuV	dB/m	dB	dB	cm	deg	1 10520.00	47.06	68.30	-21.24	57.53	37.50	10.85	58.82	--	-- Peak	2 15780.00	48.52	74.00	-25.48	55.86	39.13	12.71	59.18	--	-- Peak	<table border="1"> <thead> <tr> <th></th> <th>Limit</th> <th>Read</th> <th>Ant</th> <th>Cable</th> <th>Preamp</th> <th>APos</th> <th>TPos</th> <th></th> </tr> <tr> <th>Freq</th> <th>Level</th> <th>Line Margin</th> <th>Level</th> <th>Factor</th> <th>Loss Factor</th> <th></th> <th></th> <th>Remark</th> </tr> <tr> <th>MHz</th> <th>dBuV/m</th> <th>dBuV/m</th> <th>dB</th> <th>dBuV</th> <th>dB/m</th> <th>dB</th> <th>dB</th> <th>cm</th> <th>deg</th> </tr> </thead> <tbody> <tr> <td>1 10520.00</td> <td>47.15</td> <td>68.30</td> <td>-21.15</td> <td>57.62</td> <td>37.50</td> <td>10.85</td> <td>58.82</td> <td>--</td> <td>-- Peak</td> </tr> <tr> <td>2 15780.00</td> <td>47.59</td> <td>74.00</td> <td>-26.41</td> <td>54.93</td> <td>39.13</td> <td>12.71</td> <td>59.18</td> <td>--</td> <td>-- Peak</td> </tr> </tbody> </table>		Limit	Read	Ant	Cable	Preamp	APos	TPos		Freq	Level	Line Margin	Level	Factor	Loss Factor			Remark	MHz	dBuV/m	dBuV/m	dB	dBuV	dB/m	dB	dB	cm	deg	1 10520.00	47.15	68.30	-21.15	57.62	37.50	10.85	58.82	--	-- Peak	2 15780.00	47.59	74.00	-26.41	54.93	39.13	12.71	59.18	--
	Limit	Read	Ant	Cable	Preamp	APos	TPos																																																																																										
Freq	Level	Line Margin	Level	Factor	Loss Factor			Remark																																																																																									
MHz	dBuV/m	dBuV/m	dB	dBuV	dB/m	dB	dB	cm	deg																																																																																								
1 10520.00	47.06	68.30	-21.24	57.53	37.50	10.85	58.82	--	-- Peak																																																																																								
2 15780.00	48.52	74.00	-25.48	55.86	39.13	12.71	59.18	--	-- Peak																																																																																								
	Limit	Read	Ant	Cable	Preamp	APos	TPos																																																																																										
Freq	Level	Line Margin	Level	Factor	Loss Factor			Remark																																																																																									
MHz	dBuV/m	dBuV/m	dB	dBuV	dB/m	dB	dB	cm	deg																																																																																								
1 10520.00	47.15	68.30	-21.15	57.62	37.50	10.85	58.82	--	-- Peak																																																																																								
2 15780.00	47.59	74.00	-26.41	54.93	39.13	12.71	59.18	--	-- Peak																																																																																								



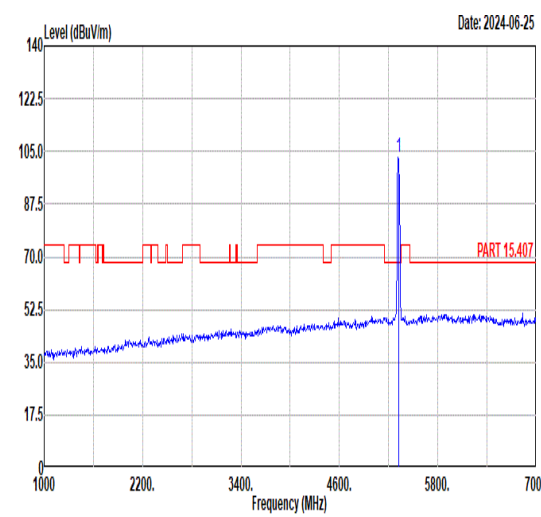
Mode	14																																																																																																	
	Harmonic																																																																																																	
	U-NII-2A_5.25-5.35_802.11ac_VHT20_CH60_5300MHz																																																																																																	
Pol.	Horizontal	Vertical																																																																																																
Peak Avg	<p>Date: 2024-06-26</p> <table border="1"> <thead> <tr> <th>Limit</th> <th>Read</th> <th>Ant</th> <th>Cable</th> <th>Preamp</th> <th>APos</th> <th>TPos</th> <th>Remark</th> </tr> <tr> <th>Freq</th> <th>Level</th> <th>Line Margin</th> <th>Level</th> <th>Factor</th> <th>Loss Factor</th> <th></th> <th></th> </tr> <tr> <th>MHz</th> <th>dBuV/m</th> <th>dBuV/m</th> <th>dB</th> <th>dBuV</th> <th>dB/m</th> <th>dB</th> <th>dB</th> </tr> </thead> <tbody> <tr> <td>1</td> <td>10600.00</td> <td>46.53</td> <td>74.00</td> <td>-27.47</td> <td>56.83</td> <td>37.52</td> <td>10.91</td> <td>58.73</td> <td>--</td> <td>--</td> <td>Peak</td> </tr> <tr> <td>2</td> <td>15900.00</td> <td>50.09</td> <td>74.00</td> <td>-23.91</td> <td>57.46</td> <td>39.22</td> <td>12.71</td> <td>59.30</td> <td>--</td> <td>--</td> <td>Peak</td> </tr> </tbody> </table>	Limit	Read	Ant	Cable	Preamp	APos	TPos	Remark	Freq	Level	Line Margin	Level	Factor	Loss Factor			MHz	dBuV/m	dBuV/m	dB	dBuV	dB/m	dB	dB	1	10600.00	46.53	74.00	-27.47	56.83	37.52	10.91	58.73	--	--	Peak	2	15900.00	50.09	74.00	-23.91	57.46	39.22	12.71	59.30	--	--	Peak	<p>Date: 2024-06-26</p> <table border="1"> <thead> <tr> <th>Limit</th> <th>Read</th> <th>Ant</th> <th>Cable</th> <th>Preamp</th> <th>APos</th> <th>TPos</th> <th>Remark</th> </tr> <tr> <th>Freq</th> <th>Level</th> <th>Line Margin</th> <th>Level</th> <th>Factor</th> <th>Loss Factor</th> <th></th> <th></th> </tr> <tr> <th>MHz</th> <th>dBuV/m</th> <th>dBuV/m</th> <th>dB</th> <th>dBuV</th> <th>dB/m</th> <th>dB</th> <th>dB</th> </tr> </thead> <tbody> <tr> <td>1</td> <td>10600.00</td> <td>46.84</td> <td>74.00</td> <td>-27.16</td> <td>57.14</td> <td>37.52</td> <td>10.91</td> <td>58.73</td> <td>--</td> <td>--</td> <td>Peak</td> </tr> <tr> <td>2</td> <td>15900.00</td> <td>46.81</td> <td>74.00</td> <td>-27.19</td> <td>54.18</td> <td>39.22</td> <td>12.71</td> <td>59.30</td> <td>--</td> <td>--</td> <td>Peak</td> </tr> </tbody> </table>	Limit	Read	Ant	Cable	Preamp	APos	TPos	Remark	Freq	Level	Line Margin	Level	Factor	Loss Factor			MHz	dBuV/m	dBuV/m	dB	dBuV	dB/m	dB	dB	1	10600.00	46.84	74.00	-27.16	57.14	37.52	10.91	58.73	--	--	Peak	2	15900.00	46.81	74.00	-27.19	54.18	39.22	12.71	59.30	--	--	Peak
	Limit	Read	Ant	Cable	Preamp	APos	TPos	Remark																																																																																										
Freq	Level	Line Margin	Level	Factor	Loss Factor																																																																																													
MHz	dBuV/m	dBuV/m	dB	dBuV	dB/m	dB	dB																																																																																											
1	10600.00	46.53	74.00	-27.47	56.83	37.52	10.91	58.73	--	--	Peak																																																																																							
2	15900.00	50.09	74.00	-23.91	57.46	39.22	12.71	59.30	--	--	Peak																																																																																							
Limit	Read	Ant	Cable	Preamp	APos	TPos	Remark																																																																																											
Freq	Level	Line Margin	Level	Factor	Loss Factor																																																																																													
MHz	dBuV/m	dBuV/m	dB	dBuV	dB/m	dB	dB																																																																																											
1	10600.00	46.84	74.00	-27.16	57.14	37.52	10.91	58.73	--	--	Peak																																																																																							
2	15900.00	46.81	74.00	-27.19	54.18	39.22	12.71	59.30	--	--	Peak																																																																																							



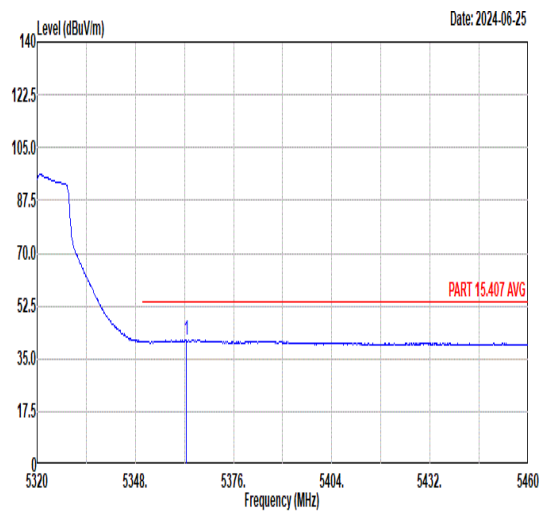
15	
Mode	Band Edge
U-NII-2A_5.25-5.35_802.11ac_VHT20_CH64_5320MHz	
Pol.	Horizontal
Peak	Fundamental
	Horizontal
Avg	Fundamental
	Horizontal



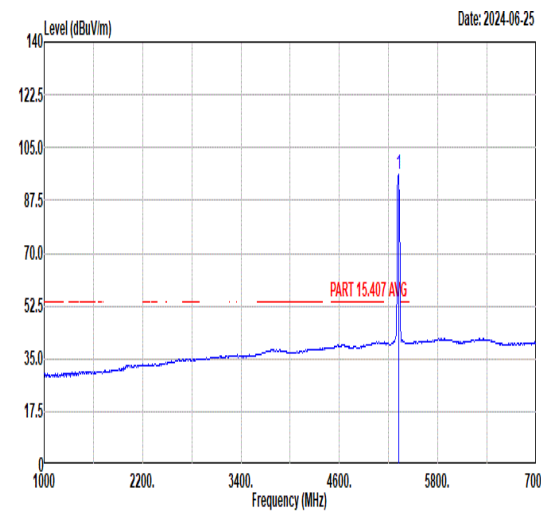
Limit	Read	Ant	Cable	Preamp	APos	TPos	Remark
Freq	Level	Level	Factor	Loss Factor			
MHz	dBuV/m	dBuV/m	dB	dBuV	dB/m	dB	cm
1 5362.56	51.39	74.00	-22.61	40.79	34.79	8.36	32.55
							384
							258
							PEAK



Limit	Read	Ant	Cable	Preamp	APos	TPos	Remark
Freq	Level	Level	Factor	Loss Factor			
MHz	dBuV/m	dBuV/m	dB	dBuV	dB/m	dB	cm
1 5320.00	103.08	-----	-----	92.67	34.75	8.23	32.57
							384
							258
							PEAK



Limit	Read	Ant	Cable	Preamp	APos	TPos	Remark
Freq	Level	Level	Factor	Loss Factor			
MHz	dBuV/m	dBuV/m	dB	dBuV	dB/m	dB	cm
1 5362.42	41.34	54.00	-12.66	30.74	34.79	8.36	32.55
							384
							258
							AVERAGE



Limit	Read	Ant	Cable	Preamp	APos	TPos	Remark
Freq	Level	Level	Factor	Loss Factor			
MHz	dBuV/m	dBuV/m	dB	dBuV	dB/m	dB	cm
1 5320.00	96.25	-----	-----	85.82	34.75	8.25	32.57
							384
							258
							AVERAGE



		15																																																																								
Mode	Band Edge																																																																									
	U-NII-2A_5.25-5.35_802.11ac_VHT20_CH64_5320MHz																																																																									
Pol.	Vertical	Fundamental																																																																								
Peak	<table border="1"> <thead> <tr> <th>Limit</th> <th>Read</th> <th>Ant</th> <th>Cable</th> <th>Preamp</th> <th>APos</th> <th>TPos</th> <th>Remark</th> </tr> <tr> <th>Freq</th> <th>Level</th> <th>Line</th> <th>Margin</th> <th>Level</th> <th>Factor</th> <th>Loss</th> <th>Factor</th> </tr> <tr> <th>MHz</th> <th>dBuV/m</th> <th>dBuV/m</th> <th>dB</th> <th>dBuV</th> <th>dB/m</th> <th>dB</th> <th>dB</th> </tr> </thead> <tbody> <tr> <td>1</td> <td>5350.24</td> <td>50.35</td> <td>74.00</td> <td>-23.65</td> <td>39.80</td> <td>34.78</td> <td>8.33</td> <td>32.56</td> <td>302</td> <td>205</td> <td>PEAK</td> </tr> </tbody> </table>	Limit	Read	Ant	Cable	Preamp	APos	TPos	Remark	Freq	Level	Line	Margin	Level	Factor	Loss	Factor	MHz	dBuV/m	dBuV/m	dB	dBuV	dB/m	dB	dB	1	5350.24	50.35	74.00	-23.65	39.80	34.78	8.33	32.56	302	205	PEAK	<table border="1"> <thead> <tr> <th>Limit</th> <th>Read</th> <th>Ant</th> <th>Cable</th> <th>Preamp</th> <th>APos</th> <th>TPos</th> <th>Remark</th> </tr> <tr> <th>Freq</th> <th>Level</th> <th>Line</th> <th>Margin</th> <th>Level</th> <th>Factor</th> <th>Loss</th> <th>Factor</th> </tr> <tr> <th>MHz</th> <th>dBuV/m</th> <th>dBuV/m</th> <th>dB</th> <th>dBuV</th> <th>dB/m</th> <th>dB</th> <th>dB</th> </tr> </thead> <tbody> <tr> <td>1</td> <td>5320.00</td> <td>101.46</td> <td>-----</td> <td>-----</td> <td>91.03</td> <td>34.75</td> <td>8.25</td> <td>32.57</td> <td>302</td> <td>205</td> <td>PEAK</td> </tr> </tbody> </table>	Limit	Read	Ant	Cable	Preamp	APos	TPos	Remark	Freq	Level	Line	Margin	Level	Factor	Loss	Factor	MHz	dBuV/m	dBuV/m	dB	dBuV	dB/m	dB	dB	1	5320.00	101.46	-----	-----	91.03	34.75	8.25	32.57	302	205	PEAK
	Limit	Read	Ant	Cable	Preamp	APos	TPos	Remark																																																																		
Freq	Level	Line	Margin	Level	Factor	Loss	Factor																																																																			
MHz	dBuV/m	dBuV/m	dB	dBuV	dB/m	dB	dB																																																																			
1	5350.24	50.35	74.00	-23.65	39.80	34.78	8.33	32.56	302	205	PEAK																																																															
Limit	Read	Ant	Cable	Preamp	APos	TPos	Remark																																																																			
Freq	Level	Line	Margin	Level	Factor	Loss	Factor																																																																			
MHz	dBuV/m	dBuV/m	dB	dBuV	dB/m	dB	dB																																																																			
1	5320.00	101.46	-----	-----	91.03	34.75	8.25	32.57	302	205	PEAK																																																															
Avg	<table border="1"> <thead> <tr> <th>Limit</th> <th>Read</th> <th>Ant</th> <th>Cable</th> <th>Preamp</th> <th>APos</th> <th>TPos</th> <th>Remark</th> </tr> <tr> <th>Freq</th> <th>Level</th> <th>Line</th> <th>Margin</th> <th>Level</th> <th>Factor</th> <th>Loss</th> <th>Factor</th> </tr> <tr> <th>MHz</th> <th>dBuV/m</th> <th>dBuV/m</th> <th>dB</th> <th>dBuV</th> <th>dB/m</th> <th>dB</th> <th>dB</th> </tr> </thead> <tbody> <tr> <td>1</td> <td>5362.70</td> <td>40.79</td> <td>54.00</td> <td>-13.21</td> <td>30.19</td> <td>34.79</td> <td>8.36</td> <td>32.55</td> <td>302</td> <td>205</td> <td>AVERAGE</td> </tr> </tbody> </table>	Limit	Read	Ant	Cable	Preamp	APos	TPos	Remark	Freq	Level	Line	Margin	Level	Factor	Loss	Factor	MHz	dBuV/m	dBuV/m	dB	dBuV	dB/m	dB	dB	1	5362.70	40.79	54.00	-13.21	30.19	34.79	8.36	32.55	302	205	AVERAGE	<table border="1"> <thead> <tr> <th>Limit</th> <th>Read</th> <th>Ant</th> <th>Cable</th> <th>Preamp</th> <th>APos</th> <th>TPos</th> <th>Remark</th> </tr> <tr> <th>Freq</th> <th>Level</th> <th>Line</th> <th>Margin</th> <th>Level</th> <th>Factor</th> <th>Loss</th> <th>Factor</th> </tr> <tr> <th>MHz</th> <th>dBuV/m</th> <th>dBuV/m</th> <th>dB</th> <th>dBuV</th> <th>dB/m</th> <th>dB</th> <th>dB</th> </tr> </thead> <tbody> <tr> <td>1</td> <td>5320.00</td> <td>94.20</td> <td>-----</td> <td>-----</td> <td>83.77</td> <td>34.75</td> <td>8.25</td> <td>32.57</td> <td>302</td> <td>205</td> <td>AVERAGE</td> </tr> </tbody> </table>	Limit	Read	Ant	Cable	Preamp	APos	TPos	Remark	Freq	Level	Line	Margin	Level	Factor	Loss	Factor	MHz	dBuV/m	dBuV/m	dB	dBuV	dB/m	dB	dB	1	5320.00	94.20	-----	-----	83.77	34.75	8.25	32.57	302	205	AVERAGE
Limit	Read	Ant	Cable	Preamp	APos	TPos	Remark																																																																			
Freq	Level	Line	Margin	Level	Factor	Loss	Factor																																																																			
MHz	dBuV/m	dBuV/m	dB	dBuV	dB/m	dB	dB																																																																			
1	5362.70	40.79	54.00	-13.21	30.19	34.79	8.36	32.55	302	205	AVERAGE																																																															
Limit	Read	Ant	Cable	Preamp	APos	TPos	Remark																																																																			
Freq	Level	Line	Margin	Level	Factor	Loss	Factor																																																																			
MHz	dBuV/m	dBuV/m	dB	dBuV	dB/m	dB	dB																																																																			
1	5320.00	94.20	-----	-----	83.77	34.75	8.25	32.57	302	205	AVERAGE																																																															



Mode	15																																																																																																
	Harmonic																																																																																																
	U-NII-2A_5.25-5.35_802.11ac_VHT20_CH64_5320MHz																																																																																																
Pol.	Horizontal	Vertical																																																																																															
Peak Avg	<p>Date: 2024-06-26</p>	<p>Date: 2024-06-26</p>																																																																																															
	<table border="1"> <thead> <tr> <th>Limit</th> <th>Read</th> <th>Ant</th> <th>Cable</th> <th>Preamp</th> <th>APos</th> <th>TPos</th> <th>Remark</th> </tr> <tr> <th>Freq</th> <th>Level</th> <th>Line Margin</th> <th>Level</th> <th>Factor</th> <th>Loss Factor</th> <th></th> <th></th> </tr> <tr> <th>MHz</th> <th>dBuV/m</th> <th>dBuV/m</th> <th>dB</th> <th>dBuV</th> <th>dB/m</th> <th>dB</th> <th>cm</th> </tr> </thead> <tbody> <tr> <td>1</td> <td>10640.00</td> <td>47.25</td> <td>74.00</td> <td>-26.75</td> <td>57.47</td> <td>37.53</td> <td>10.94</td> <td>58.69</td> <td>--</td> <td>--</td> <td>Peak</td> </tr> <tr> <td>2</td> <td>15960.00</td> <td>48.52</td> <td>74.00</td> <td>-25.48</td> <td>55.92</td> <td>39.27</td> <td>12.70</td> <td>59.37</td> <td>--</td> <td>--</td> <td>Peak</td> </tr> </tbody> </table>	Limit	Read	Ant	Cable	Preamp	APos	TPos	Remark	Freq	Level	Line Margin	Level	Factor	Loss Factor			MHz	dBuV/m	dBuV/m	dB	dBuV	dB/m	dB	cm	1	10640.00	47.25	74.00	-26.75	57.47	37.53	10.94	58.69	--	--	Peak	2	15960.00	48.52	74.00	-25.48	55.92	39.27	12.70	59.37	--	--	Peak	<table border="1"> <thead> <tr> <th>Limit</th> <th>Read</th> <th>Ant</th> <th>Cable</th> <th>Preamp</th> <th>APos</th> <th>TPos</th> <th>Remark</th> </tr> <tr> <th>Freq</th> <th>Level</th> <th>Line Margin</th> <th>Level</th> <th>Factor</th> <th>Loss Factor</th> <th></th> <th></th> </tr> <tr> <th>MHz</th> <th>dBuV/m</th> <th>dBuV/m</th> <th>dB</th> <th>dBuV</th> <th>dB/m</th> <th>dB</th> <th>cm</th> </tr> </thead> <tbody> <tr> <td>1</td> <td>10640.00</td> <td>47.52</td> <td>74.00</td> <td>-26.48</td> <td>57.74</td> <td>37.53</td> <td>10.94</td> <td>58.69</td> <td>--</td> <td>--</td> <td>Peak</td> </tr> <tr> <td>2</td> <td>15960.00</td> <td>48.35</td> <td>74.00</td> <td>-25.65</td> <td>55.75</td> <td>39.27</td> <td>12.70</td> <td>59.37</td> <td>--</td> <td>--</td> <td>Peak</td> </tr> </tbody> </table>	Limit	Read	Ant	Cable	Preamp	APos	TPos	Remark	Freq	Level	Line Margin	Level	Factor	Loss Factor			MHz	dBuV/m	dBuV/m	dB	dBuV	dB/m	dB	cm	1	10640.00	47.52	74.00	-26.48	57.74	37.53	10.94	58.69	--	--	Peak	2	15960.00	48.35	74.00	-25.65	55.75	39.27	12.70	59.37	--	--
Limit	Read	Ant	Cable	Preamp	APos	TPos	Remark																																																																																										
Freq	Level	Line Margin	Level	Factor	Loss Factor																																																																																												
MHz	dBuV/m	dBuV/m	dB	dBuV	dB/m	dB	cm																																																																																										
1	10640.00	47.25	74.00	-26.75	57.47	37.53	10.94	58.69	--	--	Peak																																																																																						
2	15960.00	48.52	74.00	-25.48	55.92	39.27	12.70	59.37	--	--	Peak																																																																																						
Limit	Read	Ant	Cable	Preamp	APos	TPos	Remark																																																																																										
Freq	Level	Line Margin	Level	Factor	Loss Factor																																																																																												
MHz	dBuV/m	dBuV/m	dB	dBuV	dB/m	dB	cm																																																																																										
1	10640.00	47.52	74.00	-26.48	57.74	37.53	10.94	58.69	--	--	Peak																																																																																						
2	15960.00	48.35	74.00	-25.65	55.75	39.27	12.70	59.37	--	--	Peak																																																																																						



		16																																																																																												
Mode	Band Edge																																																																																													
	U-NII-2C_5.25-5.35_802.11ac_VHT20_CH100_5500MHz																																																																																													
Pol.	Horizontal		Fundamental																																																																																											
Peak																																																																																														
	<table border="1"> <thead> <tr> <th></th> <th>Limit</th> <th>Read</th> <th>Ant</th> <th>Cable</th> <th>Preamp</th> <th>APos</th> <th>TPos</th> <th></th> </tr> <tr> <th>Freq</th> <th>Level</th> <th>Line</th> <th>Margin</th> <th>Level</th> <th>Factor</th> <th>Loss</th> <th>Factor</th> <th>Remark</th> </tr> <tr> <th>MHz</th> <th>dBuV/m</th> <th>dBuV/m</th> <th>dB</th> <th>dBuV</th> <th>dB/m</th> <th>dB</th> <th>dB</th> <th>cm</th> <th>deg</th> </tr> </thead> <tbody> <tr> <td>1</td> <td>5425.00</td> <td>51.25</td> <td>74.00</td> <td>-22.75</td> <td>40.48</td> <td>34.84</td> <td>8.46</td> <td>32.53</td> <td>372</td> <td>262</td> <td>PEAK</td> </tr> <tr> <td>2</td> <td>5468.50</td> <td>52.51</td> <td>68.30</td> <td>-15.79</td> <td>41.75</td> <td>34.87</td> <td>8.40</td> <td>32.51</td> <td>372</td> <td>262</td> <td>PEAK</td> </tr> </tbody> </table>			Limit	Read	Ant	Cable	Preamp	APos	TPos		Freq	Level	Line	Margin	Level	Factor	Loss	Factor	Remark	MHz	dBuV/m	dBuV/m	dB	dBuV	dB/m	dB	dB	cm	deg	1	5425.00	51.25	74.00	-22.75	40.48	34.84	8.46	32.53	372	262	PEAK	2	5468.50	52.51	68.30	-15.79	41.75	34.87	8.40	32.51	372	262	PEAK	<table border="1"> <thead> <tr> <th></th> <th>Limit</th> <th>Read</th> <th>Ant</th> <th>Cable</th> <th>Preamp</th> <th>APos</th> <th>TPos</th> <th></th> </tr> <tr> <th>Freq</th> <th>Level</th> <th>Line</th> <th>Margin</th> <th>Level</th> <th>Factor</th> <th>Loss</th> <th>Factor</th> <th>Remark</th> </tr> <tr> <th>MHz</th> <th>dBuV/m</th> <th>dBuV/m</th> <th>dB</th> <th>dBuV</th> <th>dB/m</th> <th>dB</th> <th>dB</th> <th>cm</th> <th>deg</th> </tr> </thead> <tbody> <tr> <td>1</td> <td>5500.00</td> <td>102.65</td> <td>-----</td> <td>-----</td> <td>91.89</td> <td>34.90</td> <td>8.36</td> <td>32.50</td> <td>372</td> <td>262</td> <td>PEAK</td> </tr> </tbody> </table>		Limit	Read	Ant	Cable	Preamp	APos	TPos		Freq	Level	Line	Margin	Level	Factor	Loss	Factor	Remark	MHz	dBuV/m	dBuV/m	dB	dBuV	dB/m	dB	dB	cm	deg	1	5500.00	102.65	-----	-----	91.89	34.90	8.36	32.50	372	262
	Limit	Read	Ant	Cable	Preamp	APos	TPos																																																																																							
Freq	Level	Line	Margin	Level	Factor	Loss	Factor	Remark																																																																																						
MHz	dBuV/m	dBuV/m	dB	dBuV	dB/m	dB	dB	cm	deg																																																																																					
1	5425.00	51.25	74.00	-22.75	40.48	34.84	8.46	32.53	372	262	PEAK																																																																																			
2	5468.50	52.51	68.30	-15.79	41.75	34.87	8.40	32.51	372	262	PEAK																																																																																			
	Limit	Read	Ant	Cable	Preamp	APos	TPos																																																																																							
Freq	Level	Line	Margin	Level	Factor	Loss	Factor	Remark																																																																																						
MHz	dBuV/m	dBuV/m	dB	dBuV	dB/m	dB	dB	cm	deg																																																																																					
1	5500.00	102.65	-----	-----	91.89	34.90	8.36	32.50	372	262	PEAK																																																																																			
Avg																																																																																														
	<table border="1"> <thead> <tr> <th></th> <th>Limit</th> <th>Read</th> <th>Ant</th> <th>Cable</th> <th>Preamp</th> <th>APos</th> <th>TPos</th> <th></th> </tr> <tr> <th>Freq</th> <th>Level</th> <th>Line</th> <th>Margin</th> <th>Level</th> <th>Factor</th> <th>Loss</th> <th>Factor</th> <th>Remark</th> </tr> <tr> <th>MHz</th> <th>dBuV/m</th> <th>dBuV/m</th> <th>dB</th> <th>dBuV</th> <th>dB/m</th> <th>dB</th> <th>dB</th> <th>cm</th> <th>deg</th> </tr> </thead> <tbody> <tr> <td>1</td> <td>5452.90</td> <td>40.70</td> <td>54.00</td> <td>-13.30</td> <td>29.93</td> <td>34.86</td> <td>8.42</td> <td>32.51</td> <td>372</td> <td>262</td> <td>AVERAGE</td> </tr> </tbody> </table>			Limit	Read	Ant	Cable	Preamp	APos	TPos		Freq	Level	Line	Margin	Level	Factor	Loss	Factor	Remark	MHz	dBuV/m	dBuV/m	dB	dBuV	dB/m	dB	dB	cm	deg	1	5452.90	40.70	54.00	-13.30	29.93	34.86	8.42	32.51	372	262	AVERAGE	<table border="1"> <thead> <tr> <th></th> <th>Limit</th> <th>Read</th> <th>Ant</th> <th>Cable</th> <th>Preamp</th> <th>APos</th> <th>TPos</th> <th></th> </tr> <tr> <th>Freq</th> <th>Level</th> <th>Line</th> <th>Margin</th> <th>Level</th> <th>Factor</th> <th>Loss</th> <th>Factor</th> <th>Remark</th> </tr> <tr> <th>MHz</th> <th>dBuV/m</th> <th>dBuV/m</th> <th>dB</th> <th>dBuV</th> <th>dB/m</th> <th>dB</th> <th>dB</th> <th>cm</th> <th>deg</th> </tr> </thead> <tbody> <tr> <td>1</td> <td>5500.00</td> <td>96.25</td> <td>-----</td> <td>-----</td> <td>85.49</td> <td>34.90</td> <td>8.36</td> <td>32.50</td> <td>372</td> <td>262</td> <td>AVERAGE</td> </tr> </tbody> </table>		Limit	Read	Ant	Cable	Preamp	APos	TPos		Freq	Level	Line	Margin	Level	Factor	Loss	Factor	Remark	MHz	dBuV/m	dBuV/m	dB	dBuV	dB/m	dB	dB	cm	deg	1	5500.00	96.25	-----	-----	85.49	34.90	8.36	32.50	372	262	AVERAGE											
	Limit	Read	Ant	Cable	Preamp	APos	TPos																																																																																							
Freq	Level	Line	Margin	Level	Factor	Loss	Factor	Remark																																																																																						
MHz	dBuV/m	dBuV/m	dB	dBuV	dB/m	dB	dB	cm	deg																																																																																					
1	5452.90	40.70	54.00	-13.30	29.93	34.86	8.42	32.51	372	262	AVERAGE																																																																																			
	Limit	Read	Ant	Cable	Preamp	APos	TPos																																																																																							
Freq	Level	Line	Margin	Level	Factor	Loss	Factor	Remark																																																																																						
MHz	dBuV/m	dBuV/m	dB	dBuV	dB/m	dB	dB	cm	deg																																																																																					
1	5500.00	96.25	-----	-----	85.49	34.90	8.36	32.50	372	262	AVERAGE																																																																																			



		16																																																																																				
Mode	Band Edge																																																																																					
	U-NII-2C_5.25-5.35_802.11ac_VHT20_CH100_5500MHz																																																																																					
Pol.	Vertical	Fundamental																																																																																				
Peak	<p style="text-align: right;">Date: 2024-06-25</p> <table border="1"> <thead> <tr> <th>Limit</th> <th>Read</th> <th>Ant</th> <th>Cable</th> <th>Preamp</th> <th>APos</th> <th>TPos</th> <th>Remark</th> </tr> <tr> <th>Freq</th> <th>Level</th> <th>Line</th> <th>Margin</th> <th>Level</th> <th>Factor</th> <th>Loss</th> <th>Factor</th> </tr> <tr> <th>MHz</th> <th>dBuV/m</th> <th>dBuV/m</th> <th>dB</th> <th>dBuV</th> <th>dB/m</th> <th>dB</th> <th>dB</th> </tr> </thead> <tbody> <tr> <td>1</td> <td>5459.80</td> <td>52.04</td> <td>74.00</td> <td>-21.96</td> <td>41.28</td> <td>34.86</td> <td>8.41</td> <td>32.51</td> <td>334</td> <td>171</td> <td>PEAK</td> </tr> <tr> <td>2</td> <td>5468.05</td> <td>55.98</td> <td>68.30</td> <td>-12.32</td> <td>45.22</td> <td>34.87</td> <td>8.40</td> <td>32.51</td> <td>334</td> <td>171</td> <td>PEAK</td> </tr> </tbody> </table>	Limit	Read	Ant	Cable	Preamp	APos	TPos	Remark	Freq	Level	Line	Margin	Level	Factor	Loss	Factor	MHz	dBuV/m	dBuV/m	dB	dBuV	dB/m	dB	dB	1	5459.80	52.04	74.00	-21.96	41.28	34.86	8.41	32.51	334	171	PEAK	2	5468.05	55.98	68.30	-12.32	45.22	34.87	8.40	32.51	334	171	PEAK	<p style="text-align: right;">Date: 2024-06-25</p> <table border="1"> <thead> <tr> <th>Limit</th> <th>Read</th> <th>Ant</th> <th>Cable</th> <th>Preamp</th> <th>APos</th> <th>TPos</th> <th>Remark</th> </tr> <tr> <th>Freq</th> <th>Level</th> <th>Line</th> <th>Margin</th> <th>Level</th> <th>Factor</th> <th>Loss</th> <th>Factor</th> </tr> <tr> <th>MHz</th> <th>dBuV/m</th> <th>dBuV/m</th> <th>dB</th> <th>dBuV</th> <th>dB/m</th> <th>dB</th> <th>dB</th> </tr> </thead> <tbody> <tr> <td>1</td> <td>5500.00</td> <td>104.26</td> <td>-----</td> <td>-----</td> <td>93.50</td> <td>34.90</td> <td>8.36</td> <td>32.50</td> <td>334</td> <td>171</td> <td>PEAK</td> </tr> </tbody> </table>	Limit	Read	Ant	Cable	Preamp	APos	TPos	Remark	Freq	Level	Line	Margin	Level	Factor	Loss	Factor	MHz	dBuV/m	dBuV/m	dB	dBuV	dB/m	dB	dB	1	5500.00	104.26	-----	-----	93.50	34.90	8.36	32.50	334	171	PEAK
	Limit	Read	Ant	Cable	Preamp	APos	TPos	Remark																																																																														
Freq	Level	Line	Margin	Level	Factor	Loss	Factor																																																																															
MHz	dBuV/m	dBuV/m	dB	dBuV	dB/m	dB	dB																																																																															
1	5459.80	52.04	74.00	-21.96	41.28	34.86	8.41	32.51	334	171	PEAK																																																																											
2	5468.05	55.98	68.30	-12.32	45.22	34.87	8.40	32.51	334	171	PEAK																																																																											
Limit	Read	Ant	Cable	Preamp	APos	TPos	Remark																																																																															
Freq	Level	Line	Margin	Level	Factor	Loss	Factor																																																																															
MHz	dBuV/m	dBuV/m	dB	dBuV	dB/m	dB	dB																																																																															
1	5500.00	104.26	-----	-----	93.50	34.90	8.36	32.50	334	171	PEAK																																																																											
Avg	<p style="text-align: right;">Date: 2024-06-25</p> <table border="1"> <thead> <tr> <th>Limit</th> <th>Read</th> <th>Ant</th> <th>Cable</th> <th>Preamp</th> <th>APos</th> <th>TPos</th> <th>Remark</th> </tr> <tr> <th>Freq</th> <th>Level</th> <th>Line</th> <th>Margin</th> <th>Level</th> <th>Factor</th> <th>Loss</th> <th>Factor</th> </tr> <tr> <th>MHz</th> <th>dBuV/m</th> <th>dBuV/m</th> <th>dB</th> <th>dBuV</th> <th>dB/m</th> <th>dB</th> <th>dB</th> </tr> </thead> <tbody> <tr> <td>1</td> <td>5452.45</td> <td>41.05</td> <td>54.00</td> <td>-12.95</td> <td>30.28</td> <td>34.86</td> <td>8.42</td> <td>32.51</td> <td>334</td> <td>171</td> <td>AVERAGE</td> </tr> </tbody> </table>	Limit	Read	Ant	Cable	Preamp	APos	TPos	Remark	Freq	Level	Line	Margin	Level	Factor	Loss	Factor	MHz	dBuV/m	dBuV/m	dB	dBuV	dB/m	dB	dB	1	5452.45	41.05	54.00	-12.95	30.28	34.86	8.42	32.51	334	171	AVERAGE	<p style="text-align: right;">Date: 2024-06-25</p> <table border="1"> <thead> <tr> <th>Limit</th> <th>Read</th> <th>Ant</th> <th>Cable</th> <th>Preamp</th> <th>APos</th> <th>TPos</th> <th>Remark</th> </tr> <tr> <th>Freq</th> <th>Level</th> <th>Line</th> <th>Margin</th> <th>Level</th> <th>Factor</th> <th>Loss</th> <th>Factor</th> </tr> <tr> <th>MHz</th> <th>dBuV/m</th> <th>dBuV/m</th> <th>dB</th> <th>dBuV</th> <th>dB/m</th> <th>dB</th> <th>dB</th> </tr> </thead> <tbody> <tr> <td>1</td> <td>5500.00</td> <td>97.53</td> <td>-----</td> <td>-----</td> <td>86.77</td> <td>34.90</td> <td>8.36</td> <td>32.50</td> <td>334</td> <td>171</td> <td>AVERAGE</td> </tr> </tbody> </table>	Limit	Read	Ant	Cable	Preamp	APos	TPos	Remark	Freq	Level	Line	Margin	Level	Factor	Loss	Factor	MHz	dBuV/m	dBuV/m	dB	dBuV	dB/m	dB	dB	1	5500.00	97.53	-----	-----	86.77	34.90	8.36	32.50	334	171	AVERAGE												
Limit	Read	Ant	Cable	Preamp	APos	TPos	Remark																																																																															
Freq	Level	Line	Margin	Level	Factor	Loss	Factor																																																																															
MHz	dBuV/m	dBuV/m	dB	dBuV	dB/m	dB	dB																																																																															
1	5452.45	41.05	54.00	-12.95	30.28	34.86	8.42	32.51	334	171	AVERAGE																																																																											
Limit	Read	Ant	Cable	Preamp	APos	TPos	Remark																																																																															
Freq	Level	Line	Margin	Level	Factor	Loss	Factor																																																																															
MHz	dBuV/m	dBuV/m	dB	dBuV	dB/m	dB	dB																																																																															
1	5500.00	97.53	-----	-----	86.77	34.90	8.36	32.50	334	171	AVERAGE																																																																											



Mode	16																																																																																																
	Harmonic																																																																																																
	U-NII-2C_5.25-5.35_802.11ac_VHT20_CH100_5500MHz																																																																																																
Pol.	Horizontal	Vertical																																																																																															
Peak Avg	<p>Date: 2024-06-26</p>	<p>Date: 2024-06-26</p>																																																																																															
	<table border="1"> <thead> <tr> <th>Limit</th> <th>Read</th> <th>Ant</th> <th>Cable</th> <th>Preamp</th> <th>APos</th> <th>TPos</th> <th>Remark</th> </tr> <tr> <th>Freq</th> <th>Level</th> <th>Line Margin</th> <th>Level</th> <th>Factor</th> <th>Loss Factor</th> <th></th> <th></th> </tr> <tr> <th>MHz</th> <th>dBuV/m</th> <th>dBuV/m</th> <th>dB</th> <th>dBuV</th> <th>dB/m</th> <th>dB</th> <th>cm</th> </tr> </thead> <tbody> <tr> <td>1</td> <td>11000.00</td> <td>47.00</td> <td>74.00</td> <td>-27.00</td> <td>56.49</td> <td>37.60</td> <td>11.21</td> <td>58.30</td> <td>--</td> <td>--</td> <td>Peak</td> </tr> <tr> <td>2</td> <td>16500.00</td> <td>47.42</td> <td>68.30</td> <td>-20.88</td> <td>53.86</td> <td>39.50</td> <td>12.91</td> <td>58.85</td> <td>--</td> <td>--</td> <td>Peak</td> </tr> </tbody> </table>	Limit	Read	Ant	Cable	Preamp	APos	TPos	Remark	Freq	Level	Line Margin	Level	Factor	Loss Factor			MHz	dBuV/m	dBuV/m	dB	dBuV	dB/m	dB	cm	1	11000.00	47.00	74.00	-27.00	56.49	37.60	11.21	58.30	--	--	Peak	2	16500.00	47.42	68.30	-20.88	53.86	39.50	12.91	58.85	--	--	Peak	<table border="1"> <thead> <tr> <th>Limit</th> <th>Read</th> <th>Ant</th> <th>Cable</th> <th>Preamp</th> <th>APos</th> <th>TPos</th> <th>Remark</th> </tr> <tr> <th>Freq</th> <th>Level</th> <th>Line Margin</th> <th>Level</th> <th>Factor</th> <th>Loss Factor</th> <th></th> <th></th> </tr> <tr> <th>MHz</th> <th>dBuV/m</th> <th>dBuV/m</th> <th>dB</th> <th>dBuV</th> <th>dB/m</th> <th>dB</th> <th>cm</th> </tr> </thead> <tbody> <tr> <td>1</td> <td>11000.00</td> <td>46.84</td> <td>74.00</td> <td>-27.16</td> <td>56.33</td> <td>37.60</td> <td>11.21</td> <td>58.30</td> <td>--</td> <td>--</td> <td>Peak</td> </tr> <tr> <td>2</td> <td>16500.00</td> <td>47.54</td> <td>68.30</td> <td>-20.76</td> <td>53.98</td> <td>39.50</td> <td>12.91</td> <td>58.85</td> <td>--</td> <td>--</td> <td>Peak</td> </tr> </tbody> </table>	Limit	Read	Ant	Cable	Preamp	APos	TPos	Remark	Freq	Level	Line Margin	Level	Factor	Loss Factor			MHz	dBuV/m	dBuV/m	dB	dBuV	dB/m	dB	cm	1	11000.00	46.84	74.00	-27.16	56.33	37.60	11.21	58.30	--	--	Peak	2	16500.00	47.54	68.30	-20.76	53.98	39.50	12.91	58.85	--	--
Limit	Read	Ant	Cable	Preamp	APos	TPos	Remark																																																																																										
Freq	Level	Line Margin	Level	Factor	Loss Factor																																																																																												
MHz	dBuV/m	dBuV/m	dB	dBuV	dB/m	dB	cm																																																																																										
1	11000.00	47.00	74.00	-27.00	56.49	37.60	11.21	58.30	--	--	Peak																																																																																						
2	16500.00	47.42	68.30	-20.88	53.86	39.50	12.91	58.85	--	--	Peak																																																																																						
Limit	Read	Ant	Cable	Preamp	APos	TPos	Remark																																																																																										
Freq	Level	Line Margin	Level	Factor	Loss Factor																																																																																												
MHz	dBuV/m	dBuV/m	dB	dBuV	dB/m	dB	cm																																																																																										
1	11000.00	46.84	74.00	-27.16	56.33	37.60	11.21	58.30	--	--	Peak																																																																																						
2	16500.00	47.54	68.30	-20.76	53.98	39.50	12.91	58.85	--	--	Peak																																																																																						



Mode	17																																																																																																
	Harmonic																																																																																																
	U-NII-2C_5.25-5.35_802.11ac_VHT20_CH116_5580MHz																																																																																																
Pol.	Horizontal	Vertical																																																																																															
Peak Avg	<p>Date: 2024-06-26</p>	<p>Date: 2024-06-26</p>																																																																																															
	<table border="1"> <thead> <tr> <th>Limit</th> <th>Read</th> <th>Ant</th> <th>Cable</th> <th>Preamp</th> <th>APos</th> <th>TPos</th> <th>Remark</th> </tr> <tr> <th>Freq</th> <th>Level</th> <th>Line Margin</th> <th>Level</th> <th>Factor</th> <th>Loss Factor</th> <th></th> <th></th> </tr> <tr> <th>MHz</th> <th>dBuV/m</th> <th>dBuV/m</th> <th>dB</th> <th>dBuV</th> <th>dB/m</th> <th>dB</th> <th>dB</th> </tr> </thead> <tbody> <tr> <td>1</td> <td>11160.00</td> <td>47.55</td> <td>74.00</td> <td>-26.45</td> <td>56.72</td> <td>37.66</td> <td>11.29</td> <td>58.12</td> <td>--</td> <td>--</td> <td>Peak</td> </tr> <tr> <td>2</td> <td>16740.00</td> <td>47.12</td> <td>68.30</td> <td>-21.18</td> <td>53.00</td> <td>39.69</td> <td>13.01</td> <td>58.58</td> <td>--</td> <td>--</td> <td>Peak</td> </tr> </tbody> </table>	Limit	Read	Ant	Cable	Preamp	APos	TPos	Remark	Freq	Level	Line Margin	Level	Factor	Loss Factor			MHz	dBuV/m	dBuV/m	dB	dBuV	dB/m	dB	dB	1	11160.00	47.55	74.00	-26.45	56.72	37.66	11.29	58.12	--	--	Peak	2	16740.00	47.12	68.30	-21.18	53.00	39.69	13.01	58.58	--	--	Peak	<table border="1"> <thead> <tr> <th>Limit</th> <th>Read</th> <th>Ant</th> <th>Cable</th> <th>Preamp</th> <th>APos</th> <th>TPos</th> <th>Remark</th> </tr> <tr> <th>Freq</th> <th>Level</th> <th>Line Margin</th> <th>Level</th> <th>Factor</th> <th>Loss Factor</th> <th></th> <th></th> </tr> <tr> <th>MHz</th> <th>dBuV/m</th> <th>dBuV/m</th> <th>dB</th> <th>dBuV</th> <th>dB/m</th> <th>dB</th> <th>dB</th> </tr> </thead> <tbody> <tr> <td>1</td> <td>11160.00</td> <td>48.24</td> <td>74.00</td> <td>-25.76</td> <td>57.41</td> <td>37.66</td> <td>11.29</td> <td>58.12</td> <td>--</td> <td>--</td> <td>Peak</td> </tr> <tr> <td>2</td> <td>16740.00</td> <td>46.73</td> <td>68.30</td> <td>-21.57</td> <td>52.61</td> <td>39.69</td> <td>13.01</td> <td>58.58</td> <td>--</td> <td>--</td> <td>Peak</td> </tr> </tbody> </table>	Limit	Read	Ant	Cable	Preamp	APos	TPos	Remark	Freq	Level	Line Margin	Level	Factor	Loss Factor			MHz	dBuV/m	dBuV/m	dB	dBuV	dB/m	dB	dB	1	11160.00	48.24	74.00	-25.76	57.41	37.66	11.29	58.12	--	--	Peak	2	16740.00	46.73	68.30	-21.57	52.61	39.69	13.01	58.58	--	--
Limit	Read	Ant	Cable	Preamp	APos	TPos	Remark																																																																																										
Freq	Level	Line Margin	Level	Factor	Loss Factor																																																																																												
MHz	dBuV/m	dBuV/m	dB	dBuV	dB/m	dB	dB																																																																																										
1	11160.00	47.55	74.00	-26.45	56.72	37.66	11.29	58.12	--	--	Peak																																																																																						
2	16740.00	47.12	68.30	-21.18	53.00	39.69	13.01	58.58	--	--	Peak																																																																																						
Limit	Read	Ant	Cable	Preamp	APos	TPos	Remark																																																																																										
Freq	Level	Line Margin	Level	Factor	Loss Factor																																																																																												
MHz	dBuV/m	dBuV/m	dB	dBuV	dB/m	dB	dB																																																																																										
1	11160.00	48.24	74.00	-25.76	57.41	37.66	11.29	58.12	--	--	Peak																																																																																						
2	16740.00	46.73	68.30	-21.57	52.61	39.69	13.01	58.58	--	--	Peak																																																																																						



		18																																																																								
Mode	Band Edge																																																																									
	U-NII-2C_5.25-5.35_802.11ac_VHT20_CH140_5700MHz																																																																									
Pol.	Horizontal		Fundamental																																																																							
Peak	<p style="text-align: right;">Date: 2024-06-25</p>		<p style="text-align: right;">Date: 2024-06-25</p>																																																																							
	<table border="1"> <thead> <tr> <th>Limit</th> <th>Read</th> <th>Ant</th> <th>Cable</th> <th>Preamp</th> <th>APos</th> <th>TPos</th> <th></th> </tr> <tr> <th>Freq</th> <th>Level</th> <th>Line</th> <th>Margin</th> <th>Level</th> <th>Factor</th> <th>Loss</th> <th>Factor</th> </tr> <tr> <th>MHz</th> <th>dBuV/m</th> <th>dBuV/m</th> <th>dB</th> <th>dBuV</th> <th>dB/m</th> <th>dB</th> <th>dB</th> </tr> </thead> <tbody> <tr> <td>1</td> <td>5731.46</td> <td>56.99</td> <td>68.30</td> <td>-11.31</td> <td>45.75</td> <td>35.04</td> <td>8.70</td> <td>32.50</td> <td>382</td> <td>77</td> <td>PEAK</td> </tr> </tbody> </table>		Limit	Read	Ant	Cable	Preamp	APos	TPos		Freq	Level	Line	Margin	Level	Factor	Loss	Factor	MHz	dBuV/m	dBuV/m	dB	dBuV	dB/m	dB	dB	1	5731.46	56.99	68.30	-11.31	45.75	35.04	8.70	32.50	382	77	PEAK	<table border="1"> <thead> <tr> <th>Limit</th> <th>Read</th> <th>Ant</th> <th>Cable</th> <th>Preamp</th> <th>APos</th> <th>TPos</th> <th></th> </tr> <tr> <th>Freq</th> <th>Level</th> <th>Line</th> <th>Margin</th> <th>Level</th> <th>Factor</th> <th>Loss</th> <th>Factor</th> </tr> <tr> <th>MHz</th> <th>dBuV/m</th> <th>dBuV/m</th> <th>dB</th> <th>dBuV</th> <th>dB/m</th> <th>dB</th> <th>dB</th> </tr> </thead> <tbody> <tr> <td>1</td> <td>5700.00</td> <td>103.94</td> <td>-----</td> <td>-----</td> <td>92.85</td> <td>35.02</td> <td>8.57</td> <td>32.50</td> <td>382</td> <td>77</td> <td>PEAK</td> </tr> </tbody> </table>	Limit	Read	Ant	Cable	Preamp	APos	TPos		Freq	Level	Line	Margin	Level	Factor	Loss	Factor	MHz	dBuV/m	dBuV/m	dB	dBuV	dB/m	dB	dB	1	5700.00	103.94	-----	-----	92.85	35.02	8.57	32.50	382	77
Limit	Read	Ant	Cable	Preamp	APos	TPos																																																																				
Freq	Level	Line	Margin	Level	Factor	Loss	Factor																																																																			
MHz	dBuV/m	dBuV/m	dB	dBuV	dB/m	dB	dB																																																																			
1	5731.46	56.99	68.30	-11.31	45.75	35.04	8.70	32.50	382	77	PEAK																																																															
Limit	Read	Ant	Cable	Preamp	APos	TPos																																																																				
Freq	Level	Line	Margin	Level	Factor	Loss	Factor																																																																			
MHz	dBuV/m	dBuV/m	dB	dBuV	dB/m	dB	dB																																																																			
1	5700.00	103.94	-----	-----	92.85	35.02	8.57	32.50	382	77	PEAK																																																															
Avg	Blank		<p style="text-align: right;">Date: 2024-06-25</p>																																																																							
			<table border="1"> <thead> <tr> <th>Limit</th> <th>Read</th> <th>Ant</th> <th>Cable</th> <th>Preamp</th> <th>APos</th> <th>TPos</th> <th></th> </tr> <tr> <th>Freq</th> <th>Level</th> <th>Line</th> <th>Margin</th> <th>Level</th> <th>Factor</th> <th>Loss</th> <th>Factor</th> </tr> <tr> <th>MHz</th> <th>dBuV/m</th> <th>dBuV/m</th> <th>dB</th> <th>dBuV</th> <th>dB/m</th> <th>dB</th> <th>dB</th> </tr> </thead> <tbody> <tr> <td>1</td> <td>5700.00</td> <td>97.73</td> <td>-----</td> <td>-----</td> <td>86.61</td> <td>35.02</td> <td>8.60</td> <td>32.50</td> <td>382</td> <td>77</td> <td>AVERAGE</td> </tr> </tbody> </table>	Limit	Read	Ant	Cable	Preamp	APos	TPos		Freq	Level	Line	Margin	Level	Factor	Loss	Factor	MHz	dBuV/m	dBuV/m	dB	dBuV	dB/m	dB	dB	1	5700.00	97.73	-----	-----	86.61	35.02	8.60	32.50	382	77	AVERAGE																																			
Limit	Read	Ant	Cable	Preamp	APos	TPos																																																																				
Freq	Level	Line	Margin	Level	Factor	Loss	Factor																																																																			
MHz	dBuV/m	dBuV/m	dB	dBuV	dB/m	dB	dB																																																																			
1	5700.00	97.73	-----	-----	86.61	35.02	8.60	32.50	382	77	AVERAGE																																																															



		18																																																																								
Mode	Band Edge																																																																									
	U-NII-2C_5.25-5.35_802.11ac_VHT20_CH140_5700MHz																																																																									
Pol.	Vertical	Fundamental																																																																								
Peak	<p style="text-align: right;">Date: 2024-06-25</p> <table border="1"> <thead> <tr> <th>Limit</th> <th>Read</th> <th>Ant</th> <th>Cable</th> <th>Preamp</th> <th>APos</th> <th>TPos</th> <th>Remark</th> </tr> <tr> <th>Freq</th> <th>Level</th> <th>Line</th> <th>Margin</th> <th>Level</th> <th>Factor</th> <th>Loss</th> <th>Factor</th> </tr> <tr> <th>MHz</th> <th>dBuV/m</th> <th>dBuV/m</th> <th>dB</th> <th>dBuV</th> <th>dB/m</th> <th>dB</th> <th>dB</th> </tr> </thead> <tbody> <tr> <td>1</td> <td>5725.35</td> <td>56.90</td> <td>68.30</td> <td>-11.40</td> <td>45.69</td> <td>35.03</td> <td>8.68</td> <td>32.50</td> <td>334</td> <td>164</td> <td>PEAK</td> </tr> </tbody> </table>	Limit	Read	Ant	Cable	Preamp	APos	TPos	Remark	Freq	Level	Line	Margin	Level	Factor	Loss	Factor	MHz	dBuV/m	dBuV/m	dB	dBuV	dB/m	dB	dB	1	5725.35	56.90	68.30	-11.40	45.69	35.03	8.68	32.50	334	164	PEAK	<p style="text-align: right;">Date: 2024-06-25</p> <table border="1"> <thead> <tr> <th>Limit</th> <th>Read</th> <th>Ant</th> <th>Cable</th> <th>Preamp</th> <th>APos</th> <th>TPos</th> <th>Remark</th> </tr> <tr> <th>Freq</th> <th>Level</th> <th>Line</th> <th>Margin</th> <th>Level</th> <th>Factor</th> <th>Loss</th> <th>Factor</th> </tr> <tr> <th>MHz</th> <th>dBuV/m</th> <th>dBuV/m</th> <th>dB</th> <th>dBuV</th> <th>dB/m</th> <th>dB</th> <th>dB</th> </tr> </thead> <tbody> <tr> <td>1</td> <td>5700.00</td> <td>104.19</td> <td>-----</td> <td>-----</td> <td>93.10</td> <td>35.02</td> <td>8.57</td> <td>32.50</td> <td>334</td> <td>164</td> <td>PEAK</td> </tr> </tbody> </table>	Limit	Read	Ant	Cable	Preamp	APos	TPos	Remark	Freq	Level	Line	Margin	Level	Factor	Loss	Factor	MHz	dBuV/m	dBuV/m	dB	dBuV	dB/m	dB	dB	1	5700.00	104.19	-----	-----	93.10	35.02	8.57	32.50	334	164	PEAK
	Limit	Read	Ant	Cable	Preamp	APos	TPos	Remark																																																																		
Freq	Level	Line	Margin	Level	Factor	Loss	Factor																																																																			
MHz	dBuV/m	dBuV/m	dB	dBuV	dB/m	dB	dB																																																																			
1	5725.35	56.90	68.30	-11.40	45.69	35.03	8.68	32.50	334	164	PEAK																																																															
Limit	Read	Ant	Cable	Preamp	APos	TPos	Remark																																																																			
Freq	Level	Line	Margin	Level	Factor	Loss	Factor																																																																			
MHz	dBuV/m	dBuV/m	dB	dBuV	dB/m	dB	dB																																																																			
1	5700.00	104.19	-----	-----	93.10	35.02	8.57	32.50	334	164	PEAK																																																															
Avg	Blank	<p style="text-align: right;">Date: 2024-06-25</p> <table border="1"> <thead> <tr> <th>Limit</th> <th>Read</th> <th>Ant</th> <th>Cable</th> <th>Preamp</th> <th>APos</th> <th>TPos</th> <th>Remark</th> </tr> <tr> <th>Freq</th> <th>Level</th> <th>Line</th> <th>Margin</th> <th>Level</th> <th>Factor</th> <th>Loss</th> <th>Factor</th> </tr> <tr> <th>MHz</th> <th>dBuV/m</th> <th>dBuV/m</th> <th>dB</th> <th>dBuV</th> <th>dB/m</th> <th>dB</th> <th>dB</th> </tr> </thead> <tbody> <tr> <td>1</td> <td>5700.00</td> <td>97.54</td> <td>-----</td> <td>-----</td> <td>86.45</td> <td>35.02</td> <td>8.57</td> <td>32.50</td> <td>334</td> <td>164</td> <td>AVERAGE</td> </tr> </tbody> </table>	Limit	Read	Ant	Cable	Preamp	APos	TPos	Remark	Freq	Level	Line	Margin	Level	Factor	Loss	Factor	MHz	dBuV/m	dBuV/m	dB	dBuV	dB/m	dB	dB	1	5700.00	97.54	-----	-----	86.45	35.02	8.57	32.50	334	164	AVERAGE																																				
Limit	Read	Ant	Cable	Preamp	APos	TPos	Remark																																																																			
Freq	Level	Line	Margin	Level	Factor	Loss	Factor																																																																			
MHz	dBuV/m	dBuV/m	dB	dBuV	dB/m	dB	dB																																																																			
1	5700.00	97.54	-----	-----	86.45	35.02	8.57	32.50	334	164	AVERAGE																																																															



Mode	18																																																																																																	
	Harmonic																																																																																																	
	U-NII-2C_5.25-5.35_802.11ac_VHT20_CH140_5700MHz																																																																																																	
Pol.	Horizontal	Vertical																																																																																																
Peak Avg	<p>Date: 2024-06-26</p> <table border="1"> <thead> <tr> <th>Limit</th> <th>Read</th> <th>Ant</th> <th>Cable</th> <th>Preamp</th> <th>APos</th> <th>TPos</th> <th>Remark</th> </tr> <tr> <th>Freq</th> <th>Level</th> <th>Line Margin</th> <th>Level</th> <th>Factor</th> <th>Loss Factor</th> <th></th> <th></th> </tr> <tr> <th>MHz</th> <th>dBuV/m</th> <th>dBuV/m</th> <th>dB</th> <th>dBuV</th> <th>dB/m</th> <th>dB</th> <th>dB</th> </tr> </thead> <tbody> <tr> <td>1</td> <td>11400.00</td> <td>47.61</td> <td>74.00</td> <td>-26.39</td> <td>56.30</td> <td>37.76</td> <td>11.41</td> <td>57.86</td> <td>--</td> <td>--</td> <td>Peak</td> </tr> <tr> <td>2</td> <td>17100.00</td> <td>47.84</td> <td>68.30</td> <td>-20.46</td> <td>52.80</td> <td>40.06</td> <td>13.14</td> <td>58.16</td> <td>--</td> <td>--</td> <td>Peak</td> </tr> </tbody> </table>	Limit	Read	Ant	Cable	Preamp	APos	TPos	Remark	Freq	Level	Line Margin	Level	Factor	Loss Factor			MHz	dBuV/m	dBuV/m	dB	dBuV	dB/m	dB	dB	1	11400.00	47.61	74.00	-26.39	56.30	37.76	11.41	57.86	--	--	Peak	2	17100.00	47.84	68.30	-20.46	52.80	40.06	13.14	58.16	--	--	Peak	<p>Date: 2024-06-26</p> <table border="1"> <thead> <tr> <th>Limit</th> <th>Read</th> <th>Ant</th> <th>Cable</th> <th>Preamp</th> <th>APos</th> <th>TPos</th> <th>Remark</th> </tr> <tr> <th>Freq</th> <th>Level</th> <th>Line Margin</th> <th>Level</th> <th>Factor</th> <th>Loss Factor</th> <th></th> <th></th> </tr> <tr> <th>MHz</th> <th>dBuV/m</th> <th>dBuV/m</th> <th>dB</th> <th>dBuV</th> <th>dB/m</th> <th>dB</th> <th>dB</th> </tr> </thead> <tbody> <tr> <td>1</td> <td>11400.00</td> <td>47.24</td> <td>74.00</td> <td>-26.76</td> <td>55.93</td> <td>37.76</td> <td>11.41</td> <td>57.86</td> <td>--</td> <td>--</td> <td>Peak</td> </tr> <tr> <td>2</td> <td>17100.00</td> <td>45.93</td> <td>68.30</td> <td>-22.37</td> <td>50.89</td> <td>40.06</td> <td>13.14</td> <td>58.16</td> <td>--</td> <td>--</td> <td>Peak</td> </tr> </tbody> </table>	Limit	Read	Ant	Cable	Preamp	APos	TPos	Remark	Freq	Level	Line Margin	Level	Factor	Loss Factor			MHz	dBuV/m	dBuV/m	dB	dBuV	dB/m	dB	dB	1	11400.00	47.24	74.00	-26.76	55.93	37.76	11.41	57.86	--	--	Peak	2	17100.00	45.93	68.30	-22.37	50.89	40.06	13.14	58.16	--	--	Peak
Limit	Read	Ant	Cable	Preamp	APos	TPos	Remark																																																																																											
Freq	Level	Line Margin	Level	Factor	Loss Factor																																																																																													
MHz	dBuV/m	dBuV/m	dB	dBuV	dB/m	dB	dB																																																																																											
1	11400.00	47.61	74.00	-26.39	56.30	37.76	11.41	57.86	--	--	Peak																																																																																							
2	17100.00	47.84	68.30	-20.46	52.80	40.06	13.14	58.16	--	--	Peak																																																																																							
Limit	Read	Ant	Cable	Preamp	APos	TPos	Remark																																																																																											
Freq	Level	Line Margin	Level	Factor	Loss Factor																																																																																													
MHz	dBuV/m	dBuV/m	dB	dBuV	dB/m	dB	dB																																																																																											
1	11400.00	47.24	74.00	-26.76	55.93	37.76	11.41	57.86	--	--	Peak																																																																																							
2	17100.00	45.93	68.30	-22.37	50.89	40.06	13.14	58.16	--	--	Peak																																																																																							



		19																																																																								
Mode	Band Edge - L																																																																									
	U-NII-1_5.47-5.725_802.11ac_VHT40_CH38_5190MHz																																																																									
Pol.	Horizontal	Fundamental																																																																								
Peak	<table border="1"> <thead> <tr> <th>Limit</th> <th>Read</th> <th>Ant</th> <th>Cable</th> <th>Preamp</th> <th>APos</th> <th>TPos</th> <th>Remark</th> </tr> <tr> <th>Freq</th> <th>Level</th> <th>Line</th> <th>Margin</th> <th>Level</th> <th>Factor</th> <th>Loss</th> <th>Factor</th> </tr> <tr> <th>MHz</th> <th>dBuV/m</th> <th>dBuV/m</th> <th>dB</th> <th>dBuV</th> <th>dB/m</th> <th>dB</th> <th>dB</th> </tr> </thead> <tbody> <tr> <td>1</td> <td>5147.82</td> <td>55.77</td> <td>74.00</td> <td>-18.23</td> <td>45.87</td> <td>34.62</td> <td>7.92</td> <td>32.64</td> <td>396</td> <td>73</td> <td>PEAK</td> </tr> </tbody> </table>	Limit	Read	Ant	Cable	Preamp	APos	TPos	Remark	Freq	Level	Line	Margin	Level	Factor	Loss	Factor	MHz	dBuV/m	dBuV/m	dB	dBuV	dB/m	dB	dB	1	5147.82	55.77	74.00	-18.23	45.87	34.62	7.92	32.64	396	73	PEAK	<table border="1"> <thead> <tr> <th>Limit</th> <th>Read</th> <th>Ant</th> <th>Cable</th> <th>Preamp</th> <th>APos</th> <th>TPos</th> <th>Remark</th> </tr> <tr> <th>Freq</th> <th>Level</th> <th>Line</th> <th>Margin</th> <th>Level</th> <th>Factor</th> <th>Loss</th> <th>Factor</th> </tr> <tr> <th>MHz</th> <th>dBuV/m</th> <th>dBuV/m</th> <th>dB</th> <th>dBuV</th> <th>dB/m</th> <th>dB</th> <th>dB</th> </tr> </thead> <tbody> <tr> <td>1</td> <td>5190.00</td> <td>99.49</td> <td>-----</td> <td>-----</td> <td>89.52</td> <td>34.65</td> <td>7.94</td> <td>32.62</td> <td>396</td> <td>73</td> <td>PEAK</td> </tr> </tbody> </table>	Limit	Read	Ant	Cable	Preamp	APos	TPos	Remark	Freq	Level	Line	Margin	Level	Factor	Loss	Factor	MHz	dBuV/m	dBuV/m	dB	dBuV	dB/m	dB	dB	1	5190.00	99.49	-----	-----	89.52	34.65	7.94	32.62	396	73	PEAK
	Limit	Read	Ant	Cable	Preamp	APos	TPos	Remark																																																																		
Freq	Level	Line	Margin	Level	Factor	Loss	Factor																																																																			
MHz	dBuV/m	dBuV/m	dB	dBuV	dB/m	dB	dB																																																																			
1	5147.82	55.77	74.00	-18.23	45.87	34.62	7.92	32.64	396	73	PEAK																																																															
Limit	Read	Ant	Cable	Preamp	APos	TPos	Remark																																																																			
Freq	Level	Line	Margin	Level	Factor	Loss	Factor																																																																			
MHz	dBuV/m	dBuV/m	dB	dBuV	dB/m	dB	dB																																																																			
1	5190.00	99.49	-----	-----	89.52	34.65	7.94	32.62	396	73	PEAK																																																															
Avg	<table border="1"> <thead> <tr> <th>Limit</th> <th>Read</th> <th>Ant</th> <th>Cable</th> <th>Preamp</th> <th>APos</th> <th>TPos</th> <th>Remark</th> </tr> <tr> <th>Freq</th> <th>Level</th> <th>Line</th> <th>Margin</th> <th>Level</th> <th>Factor</th> <th>Loss</th> <th>Factor</th> </tr> <tr> <th>MHz</th> <th>dBuV/m</th> <th>dBuV/m</th> <th>dB</th> <th>dBuV</th> <th>dB/m</th> <th>dB</th> <th>dB</th> </tr> </thead> <tbody> <tr> <td>1</td> <td>5149.91</td> <td>47.35</td> <td>54.00</td> <td>-6.65</td> <td>37.45</td> <td>34.62</td> <td>7.92</td> <td>32.64</td> <td>396</td> <td>73</td> <td>AVERAGE</td> </tr> </tbody> </table>	Limit	Read	Ant	Cable	Preamp	APos	TPos	Remark	Freq	Level	Line	Margin	Level	Factor	Loss	Factor	MHz	dBuV/m	dBuV/m	dB	dBuV	dB/m	dB	dB	1	5149.91	47.35	54.00	-6.65	37.45	34.62	7.92	32.64	396	73	AVERAGE	<table border="1"> <thead> <tr> <th>Limit</th> <th>Read</th> <th>Ant</th> <th>Cable</th> <th>Preamp</th> <th>APos</th> <th>TPos</th> <th>Remark</th> </tr> <tr> <th>Freq</th> <th>Level</th> <th>Line</th> <th>Margin</th> <th>Level</th> <th>Factor</th> <th>Loss</th> <th>Factor</th> </tr> <tr> <th>MHz</th> <th>dBuV/m</th> <th>dBuV/m</th> <th>dB</th> <th>dBuV</th> <th>dB/m</th> <th>dB</th> <th>dB</th> </tr> </thead> <tbody> <tr> <td>1</td> <td>5190.00</td> <td>92.39</td> <td>-----</td> <td>-----</td> <td>82.40</td> <td>34.66</td> <td>7.95</td> <td>32.62</td> <td>396</td> <td>73</td> <td>AVERAGE</td> </tr> </tbody> </table>	Limit	Read	Ant	Cable	Preamp	APos	TPos	Remark	Freq	Level	Line	Margin	Level	Factor	Loss	Factor	MHz	dBuV/m	dBuV/m	dB	dBuV	dB/m	dB	dB	1	5190.00	92.39	-----	-----	82.40	34.66	7.95	32.62	396	73	AVERAGE
Limit	Read	Ant	Cable	Preamp	APos	TPos	Remark																																																																			
Freq	Level	Line	Margin	Level	Factor	Loss	Factor																																																																			
MHz	dBuV/m	dBuV/m	dB	dBuV	dB/m	dB	dB																																																																			
1	5149.91	47.35	54.00	-6.65	37.45	34.62	7.92	32.64	396	73	AVERAGE																																																															
Limit	Read	Ant	Cable	Preamp	APos	TPos	Remark																																																																			
Freq	Level	Line	Margin	Level	Factor	Loss	Factor																																																																			
MHz	dBuV/m	dBuV/m	dB	dBuV	dB/m	dB	dB																																																																			
1	5190.00	92.39	-----	-----	82.40	34.66	7.95	32.62	396	73	AVERAGE																																																															



		19																																			
Mode	Band Edge - R																																				
	U-NII-1_5.47-5.725_802.11ac VHT40_CH38_5190MHz																																				
Pol.	Horizontal		Fundamental																																		
Peak			Blank																																		
	<table border="1"> <thead> <tr> <th>Limit</th> <th>Read</th> <th>Ant</th> <th>Cable</th> <th>Preamp</th> <th>APos</th> <th>TPos</th> <th></th> </tr> <tr> <th>Freq</th> <th>Level</th> <th>Line</th> <th>Margin</th> <th>Level</th> <th>Factor</th> <th>Loss</th> <th>Factor</th> </tr> <tr> <th>MHz</th> <th>dBuV/m</th> <th>dBuV/m</th> <th>dB</th> <th>dBuV</th> <th>dB/m</th> <th>dB</th> <th>dB</th> </tr> </thead> <tbody> <tr> <td>1</td> <td>5450.55</td> <td>49.70</td> <td>74.00</td> <td>-24.30</td> <td>38.94</td> <td>34.86</td> <td>8.42</td> <td>32.52</td> <td>396</td> <td>73</td> <td>PEAK</td> </tr> </tbody> </table>			Limit	Read	Ant	Cable	Preamp	APos	TPos		Freq	Level	Line	Margin	Level	Factor	Loss	Factor	MHz	dBuV/m	dBuV/m	dB	dBuV	dB/m	dB	dB	1	5450.55	49.70	74.00	-24.30	38.94	34.86	8.42	32.52	396
Limit	Read	Ant	Cable	Preamp	APos	TPos																															
Freq	Level	Line	Margin	Level	Factor	Loss	Factor																														
MHz	dBuV/m	dBuV/m	dB	dBuV	dB/m	dB	dB																														
1	5450.55	49.70	74.00	-24.30	38.94	34.86	8.42	32.52	396	73	PEAK																										
Avg			Blank																																		
	<table border="1"> <thead> <tr> <th>Limit</th> <th>Read</th> <th>Ant</th> <th>Cable</th> <th>Preamp</th> <th>APos</th> <th>TPos</th> <th></th> </tr> <tr> <th>Freq</th> <th>Level</th> <th>Line</th> <th>Margin</th> <th>Level</th> <th>Factor</th> <th>Loss</th> <th>Factor</th> </tr> <tr> <th>MHz</th> <th>dBuV/m</th> <th>dBuV/m</th> <th>dB</th> <th>dBuV</th> <th>dB/m</th> <th>dB</th> <th>dB</th> </tr> </thead> <tbody> <tr> <td>1</td> <td>5383.32</td> <td>41.01</td> <td>54.00</td> <td>-12.99</td> <td>30.33</td> <td>34.80</td> <td>8.42</td> <td>32.54</td> <td>396</td> <td>73</td> <td>AVERAGE</td> </tr> </tbody> </table>			Limit	Read	Ant	Cable	Preamp	APos	TPos		Freq	Level	Line	Margin	Level	Factor	Loss	Factor	MHz	dBuV/m	dBuV/m	dB	dBuV	dB/m	dB	dB	1	5383.32	41.01	54.00	-12.99	30.33	34.80	8.42	32.54	396
Limit	Read	Ant	Cable	Preamp	APos	TPos																															
Freq	Level	Line	Margin	Level	Factor	Loss	Factor																														
MHz	dBuV/m	dBuV/m	dB	dBuV	dB/m	dB	dB																														
1	5383.32	41.01	54.00	-12.99	30.33	34.80	8.42	32.54	396	73	AVERAGE																										



		19																																																																								
Mode	Band Edge - L																																																																									
	U-NII-1_5.47-5.725_802.11ac_VHT40_CH38_5190MHz																																																																									
Pol.	Vertical	Fundamental																																																																								
Peak	<p style="text-align: right;">Date: 2024-06-25</p> <table border="1"> <thead> <tr> <th>Limit</th> <th>Read</th> <th>Ant</th> <th>Cable</th> <th>Preamp</th> <th>APos</th> <th>TPos</th> <th>Remark</th> </tr> <tr> <th>Freq</th> <th>Level</th> <th>Line</th> <th>Margin</th> <th>Level</th> <th>Factor</th> <th>Loss</th> <th>Factor</th> </tr> <tr> <th>MHz</th> <th>dBuV/m</th> <th>dBuV/m</th> <th>dB</th> <th>dBuV</th> <th>dB/m</th> <th>dB</th> <th>dB</th> </tr> </thead> <tbody> <tr> <td>1</td> <td>5146.11</td> <td>52.75</td> <td>74.00</td> <td>-21.25</td> <td>42.85</td> <td>34.62</td> <td>7.92</td> <td>32.64</td> <td>388</td> <td>177</td> <td>PEAK</td> </tr> </tbody> </table>	Limit	Read	Ant	Cable	Preamp	APos	TPos	Remark	Freq	Level	Line	Margin	Level	Factor	Loss	Factor	MHz	dBuV/m	dBuV/m	dB	dBuV	dB/m	dB	dB	1	5146.11	52.75	74.00	-21.25	42.85	34.62	7.92	32.64	388	177	PEAK	<p style="text-align: right;">Date: 2024-06-25</p> <table border="1"> <thead> <tr> <th>Limit</th> <th>Read</th> <th>Ant</th> <th>Cable</th> <th>Preamp</th> <th>APos</th> <th>TPos</th> <th>Remark</th> </tr> <tr> <th>Freq</th> <th>Level</th> <th>Line</th> <th>Margin</th> <th>Level</th> <th>Factor</th> <th>Loss</th> <th>Factor</th> </tr> <tr> <th>MHz</th> <th>dBuV/m</th> <th>dBuV/m</th> <th>dB</th> <th>dBuV</th> <th>dB/m</th> <th>dB</th> <th>dB</th> </tr> </thead> <tbody> <tr> <td>1</td> <td>5190.00</td> <td>97.62</td> <td>-----</td> <td>-----</td> <td>87.65</td> <td>34.65</td> <td>7.94</td> <td>32.62</td> <td>388</td> <td>177</td> <td>PEAK</td> </tr> </tbody> </table>	Limit	Read	Ant	Cable	Preamp	APos	TPos	Remark	Freq	Level	Line	Margin	Level	Factor	Loss	Factor	MHz	dBuV/m	dBuV/m	dB	dBuV	dB/m	dB	dB	1	5190.00	97.62	-----	-----	87.65	34.65	7.94	32.62	388	177	PEAK
	Limit	Read	Ant	Cable	Preamp	APos	TPos	Remark																																																																		
Freq	Level	Line	Margin	Level	Factor	Loss	Factor																																																																			
MHz	dBuV/m	dBuV/m	dB	dBuV	dB/m	dB	dB																																																																			
1	5146.11	52.75	74.00	-21.25	42.85	34.62	7.92	32.64	388	177	PEAK																																																															
Limit	Read	Ant	Cable	Preamp	APos	TPos	Remark																																																																			
Freq	Level	Line	Margin	Level	Factor	Loss	Factor																																																																			
MHz	dBuV/m	dBuV/m	dB	dBuV	dB/m	dB	dB																																																																			
1	5190.00	97.62	-----	-----	87.65	34.65	7.94	32.62	388	177	PEAK																																																															
Avg	<p style="text-align: right;">Date: 2024-06-25</p> <table border="1"> <thead> <tr> <th>Limit</th> <th>Read</th> <th>Ant</th> <th>Cable</th> <th>Preamp</th> <th>APos</th> <th>TPos</th> <th>Remark</th> </tr> <tr> <th>Freq</th> <th>Level</th> <th>Line</th> <th>Margin</th> <th>Level</th> <th>Factor</th> <th>Loss</th> <th>Factor</th> </tr> <tr> <th>MHz</th> <th>dBuV/m</th> <th>dBuV/m</th> <th>dB</th> <th>dBuV</th> <th>dB/m</th> <th>dB</th> <th>dB</th> </tr> </thead> <tbody> <tr> <td>1</td> <td>5146.87</td> <td>44.63</td> <td>54.00</td> <td>-9.37</td> <td>34.73</td> <td>34.62</td> <td>7.92</td> <td>32.64</td> <td>388</td> <td>177</td> <td>AVERAGE</td> </tr> </tbody> </table>	Limit	Read	Ant	Cable	Preamp	APos	TPos	Remark	Freq	Level	Line	Margin	Level	Factor	Loss	Factor	MHz	dBuV/m	dBuV/m	dB	dBuV	dB/m	dB	dB	1	5146.87	44.63	54.00	-9.37	34.73	34.62	7.92	32.64	388	177	AVERAGE	<p style="text-align: right;">Date: 2024-06-25</p> <table border="1"> <thead> <tr> <th>Limit</th> <th>Read</th> <th>Ant</th> <th>Cable</th> <th>Preamp</th> <th>APos</th> <th>TPos</th> <th>Remark</th> </tr> <tr> <th>Freq</th> <th>Level</th> <th>Line</th> <th>Margin</th> <th>Level</th> <th>Factor</th> <th>Loss</th> <th>Factor</th> </tr> <tr> <th>MHz</th> <th>dBuV/m</th> <th>dBuV/m</th> <th>dB</th> <th>dBuV</th> <th>dB/m</th> <th>dB</th> <th>dB</th> </tr> </thead> <tbody> <tr> <td>1</td> <td>5190.00</td> <td>90.52</td> <td>-----</td> <td>-----</td> <td>80.55</td> <td>34.65</td> <td>7.94</td> <td>32.62</td> <td>388</td> <td>177</td> <td>AVERAGE</td> </tr> </tbody> </table>	Limit	Read	Ant	Cable	Preamp	APos	TPos	Remark	Freq	Level	Line	Margin	Level	Factor	Loss	Factor	MHz	dBuV/m	dBuV/m	dB	dBuV	dB/m	dB	dB	1	5190.00	90.52	-----	-----	80.55	34.65	7.94	32.62	388	177	AVERAGE
Limit	Read	Ant	Cable	Preamp	APos	TPos	Remark																																																																			
Freq	Level	Line	Margin	Level	Factor	Loss	Factor																																																																			
MHz	dBuV/m	dBuV/m	dB	dBuV	dB/m	dB	dB																																																																			
1	5146.87	44.63	54.00	-9.37	34.73	34.62	7.92	32.64	388	177	AVERAGE																																																															
Limit	Read	Ant	Cable	Preamp	APos	TPos	Remark																																																																			
Freq	Level	Line	Margin	Level	Factor	Loss	Factor																																																																			
MHz	dBuV/m	dBuV/m	dB	dBuV	dB/m	dB	dB																																																																			
1	5190.00	90.52	-----	-----	80.55	34.65	7.94	32.62	388	177	AVERAGE																																																															



		19																																			
Mode	Band Edge - R																																				
	U-NII-1_5.47-5.725_802.11ac VHT40_CH38_5190MHz																																				
Pol.	Vertical	Fundamental																																			
Peak	<p style="text-align: right;">Date: 2024-06-25</p>		Blank																																		
	<table border="1"> <thead> <tr> <th>Limit</th> <th>Read</th> <th>Ant</th> <th>Cable</th> <th>Preamp</th> <th>APos</th> <th>TPos</th> <th></th> </tr> <tr> <th>Freq</th> <th>Level</th> <th>Line</th> <th>Margin</th> <th>Level</th> <th>Factor</th> <th>Loss</th> <th>Factor</th> </tr> <tr> <th>MHz</th> <th>dBuV/m</th> <th>dBuV/m</th> <th>dB</th> <th>dBuV</th> <th>dB/m</th> <th>dB</th> <th>dB</th> </tr> </thead> <tbody> <tr> <td>1</td> <td>5453.52</td> <td>49.51</td> <td>74.00</td> <td>-24.49</td> <td>38.74</td> <td>34.86</td> <td>8.42</td> <td>32.51</td> <td>388</td> <td>177</td> <td>PEAK</td> </tr> </tbody> </table>			Limit	Read	Ant	Cable	Preamp	APos	TPos		Freq	Level	Line	Margin	Level	Factor	Loss	Factor	MHz	dBuV/m	dBuV/m	dB	dBuV	dB/m	dB	dB	1	5453.52	49.51	74.00	-24.49	38.74	34.86	8.42	32.51	388
Limit	Read	Ant	Cable	Preamp	APos	TPos																															
Freq	Level	Line	Margin	Level	Factor	Loss	Factor																														
MHz	dBuV/m	dBuV/m	dB	dBuV	dB/m	dB	dB																														
1	5453.52	49.51	74.00	-24.49	38.74	34.86	8.42	32.51	388	177	PEAK																										
Avg	<p style="text-align: right;">Date: 2024-06-25</p>		Blank																																		
	<table border="1"> <thead> <tr> <th>Limit</th> <th>Read</th> <th>Ant</th> <th>Cable</th> <th>Preamp</th> <th>APos</th> <th>TPos</th> <th></th> </tr> <tr> <th>Freq</th> <th>Level</th> <th>Line</th> <th>Margin</th> <th>Level</th> <th>Factor</th> <th>Loss</th> <th>Factor</th> </tr> <tr> <th>MHz</th> <th>dBuV/m</th> <th>dBuV/m</th> <th>dB</th> <th>dBuV</th> <th>dB/m</th> <th>dB</th> <th>dB</th> </tr> </thead> <tbody> <tr> <td>1</td> <td>5425.98</td> <td>40.89</td> <td>54.00</td> <td>-13.11</td> <td>30.13</td> <td>34.84</td> <td>8.45</td> <td>32.53</td> <td>388</td> <td>177</td> <td>AVERAGE</td> </tr> </tbody> </table>			Limit	Read	Ant	Cable	Preamp	APos	TPos		Freq	Level	Line	Margin	Level	Factor	Loss	Factor	MHz	dBuV/m	dBuV/m	dB	dBuV	dB/m	dB	dB	1	5425.98	40.89	54.00	-13.11	30.13	34.84	8.45	32.53	388
Limit	Read	Ant	Cable	Preamp	APos	TPos																															
Freq	Level	Line	Margin	Level	Factor	Loss	Factor																														
MHz	dBuV/m	dBuV/m	dB	dBuV	dB/m	dB	dB																														
1	5425.98	40.89	54.00	-13.11	30.13	34.84	8.45	32.53	388	177	AVERAGE																										



Mode	19																																																																																																
	Harmonic																																																																																																
	U-NII-1_5.47-5.725_802.11ac VHT40_CH38_5190MHz																																																																																																
Pol.	Horizontal	Vertical																																																																																															
Peak Avg	<p>Date: 2024-06-26</p>	<p>Date: 2024-06-26</p>																																																																																															
	<table border="1"> <thead> <tr> <th>Limit</th> <th>Read</th> <th>Ant</th> <th>Cable</th> <th>Preamp</th> <th>APos</th> <th>TPos</th> <th>Remark</th> </tr> <tr> <th>Freq</th> <th>Level</th> <th>Line Margin</th> <th>Level</th> <th>Factor</th> <th>Loss Factor</th> <th></th> <th></th> </tr> <tr> <th>MHz</th> <th>dBuV/m</th> <th>dBuV/m</th> <th>dB</th> <th>dBuV</th> <th>dB/m</th> <th>dB</th> <th>dB</th> </tr> </thead> <tbody> <tr> <td>1</td> <td>10380.00</td> <td>47.44</td> <td>68.30</td> <td>-20.86</td> <td>58.32</td> <td>37.36</td> <td>10.74</td> <td>58.98</td> <td>--</td> <td>--</td> <td>Peak</td> </tr> <tr> <td>2</td> <td>15570.00</td> <td>46.75</td> <td>74.00</td> <td>-27.25</td> <td>54.04</td> <td>38.96</td> <td>12.72</td> <td>58.97</td> <td>--</td> <td>--</td> <td>Peak</td> </tr> </tbody> </table>	Limit	Read	Ant	Cable	Preamp	APos	TPos	Remark	Freq	Level	Line Margin	Level	Factor	Loss Factor			MHz	dBuV/m	dBuV/m	dB	dBuV	dB/m	dB	dB	1	10380.00	47.44	68.30	-20.86	58.32	37.36	10.74	58.98	--	--	Peak	2	15570.00	46.75	74.00	-27.25	54.04	38.96	12.72	58.97	--	--	Peak	<table border="1"> <thead> <tr> <th>Limit</th> <th>Read</th> <th>Ant</th> <th>Cable</th> <th>Preamp</th> <th>APos</th> <th>TPos</th> <th>Remark</th> </tr> <tr> <th>Freq</th> <th>Level</th> <th>Line Margin</th> <th>Level</th> <th>Factor</th> <th>Loss Factor</th> <th></th> <th></th> </tr> <tr> <th>MHz</th> <th>dBuV/m</th> <th>dBuV/m</th> <th>dB</th> <th>dBuV</th> <th>dB/m</th> <th>dB</th> <th>dB</th> </tr> </thead> <tbody> <tr> <td>1</td> <td>10380.00</td> <td>47.16</td> <td>68.30</td> <td>-21.14</td> <td>58.04</td> <td>37.36</td> <td>10.74</td> <td>58.98</td> <td>--</td> <td>--</td> <td>Peak</td> </tr> <tr> <td>2</td> <td>15570.00</td> <td>47.44</td> <td>74.00</td> <td>-26.56</td> <td>54.73</td> <td>38.96</td> <td>12.72</td> <td>58.97</td> <td>--</td> <td>--</td> <td>Peak</td> </tr> </tbody> </table>	Limit	Read	Ant	Cable	Preamp	APos	TPos	Remark	Freq	Level	Line Margin	Level	Factor	Loss Factor			MHz	dBuV/m	dBuV/m	dB	dBuV	dB/m	dB	dB	1	10380.00	47.16	68.30	-21.14	58.04	37.36	10.74	58.98	--	--	Peak	2	15570.00	47.44	74.00	-26.56	54.73	38.96	12.72	58.97	--	--
Limit	Read	Ant	Cable	Preamp	APos	TPos	Remark																																																																																										
Freq	Level	Line Margin	Level	Factor	Loss Factor																																																																																												
MHz	dBuV/m	dBuV/m	dB	dBuV	dB/m	dB	dB																																																																																										
1	10380.00	47.44	68.30	-20.86	58.32	37.36	10.74	58.98	--	--	Peak																																																																																						
2	15570.00	46.75	74.00	-27.25	54.04	38.96	12.72	58.97	--	--	Peak																																																																																						
Limit	Read	Ant	Cable	Preamp	APos	TPos	Remark																																																																																										
Freq	Level	Line Margin	Level	Factor	Loss Factor																																																																																												
MHz	dBuV/m	dBuV/m	dB	dBuV	dB/m	dB	dB																																																																																										
1	10380.00	47.16	68.30	-21.14	58.04	37.36	10.74	58.98	--	--	Peak																																																																																						
2	15570.00	47.44	74.00	-26.56	54.73	38.96	12.72	58.97	--	--	Peak																																																																																						



		20																																																																								
Mode	Band Edge - L																																																																									
	U-NII-1_5.47-5.725_802.11ac_VHT40_CH46_5230MHz																																																																									
Pol.	Horizontal	Fundamental																																																																								
Peak	<table border="1"> <thead> <tr> <th>Limit</th> <th>Read</th> <th>Ant</th> <th>Cable</th> <th>Preamp</th> <th>APos</th> <th>TPos</th> <th>Remark</th> </tr> <tr> <th>Freq</th> <th>Level</th> <th>Line</th> <th>Margin</th> <th>Level</th> <th>Factor</th> <th>Loss</th> <th>Factor</th> </tr> <tr> <th>MHz</th> <th>dBuV/m</th> <th>dBuV/m</th> <th>dB</th> <th>dBuV</th> <th>dB/m</th> <th>dB</th> <th>dB</th> </tr> </thead> <tbody> <tr> <td>1</td> <td>5141.45</td> <td>50.67</td> <td>74.00</td> <td>-23.33</td> <td>40.79</td> <td>34.61</td> <td>7.91</td> <td>32.64</td> <td>383</td> <td>75</td> <td>PEAK</td> </tr> </tbody> </table>	Limit	Read	Ant	Cable	Preamp	APos	TPos	Remark	Freq	Level	Line	Margin	Level	Factor	Loss	Factor	MHz	dBuV/m	dBuV/m	dB	dBuV	dB/m	dB	dB	1	5141.45	50.67	74.00	-23.33	40.79	34.61	7.91	32.64	383	75	PEAK	<table border="1"> <thead> <tr> <th>Limit</th> <th>Read</th> <th>Ant</th> <th>Cable</th> <th>Preamp</th> <th>APos</th> <th>TPos</th> <th>Remark</th> </tr> <tr> <th>Freq</th> <th>Level</th> <th>Line</th> <th>Margin</th> <th>Level</th> <th>Factor</th> <th>Loss</th> <th>Factor</th> </tr> <tr> <th>MHz</th> <th>dBuV/m</th> <th>dBuV/m</th> <th>dB</th> <th>dBuV</th> <th>dB/m</th> <th>dB</th> <th>dB</th> </tr> </thead> <tbody> <tr> <td>1</td> <td>5230.00</td> <td>100.08</td> <td>-----</td> <td>-----</td> <td>90.02</td> <td>34.68</td> <td>7.99</td> <td>32.61</td> <td>383</td> <td>75</td> <td>PEAK</td> </tr> </tbody> </table>	Limit	Read	Ant	Cable	Preamp	APos	TPos	Remark	Freq	Level	Line	Margin	Level	Factor	Loss	Factor	MHz	dBuV/m	dBuV/m	dB	dBuV	dB/m	dB	dB	1	5230.00	100.08	-----	-----	90.02	34.68	7.99	32.61	383	75	PEAK
	Limit	Read	Ant	Cable	Preamp	APos	TPos	Remark																																																																		
Freq	Level	Line	Margin	Level	Factor	Loss	Factor																																																																			
MHz	dBuV/m	dBuV/m	dB	dBuV	dB/m	dB	dB																																																																			
1	5141.45	50.67	74.00	-23.33	40.79	34.61	7.91	32.64	383	75	PEAK																																																															
Limit	Read	Ant	Cable	Preamp	APos	TPos	Remark																																																																			
Freq	Level	Line	Margin	Level	Factor	Loss	Factor																																																																			
MHz	dBuV/m	dBuV/m	dB	dBuV	dB/m	dB	dB																																																																			
1	5230.00	100.08	-----	-----	90.02	34.68	7.99	32.61	383	75	PEAK																																																															
Avg	<table border="1"> <thead> <tr> <th>Limit</th> <th>Read</th> <th>Ant</th> <th>Cable</th> <th>Preamp</th> <th>APos</th> <th>TPos</th> <th>Remark</th> </tr> <tr> <th>Freq</th> <th>Level</th> <th>Line</th> <th>Margin</th> <th>Level</th> <th>Factor</th> <th>Loss</th> <th>Factor</th> </tr> <tr> <th>MHz</th> <th>dBuV/m</th> <th>dBuV/m</th> <th>dB</th> <th>dBuV</th> <th>dB/m</th> <th>dB</th> <th>dB</th> </tr> </thead> <tbody> <tr> <td>1</td> <td>5148.12</td> <td>41.55</td> <td>54.00</td> <td>-12.45</td> <td>31.65</td> <td>34.62</td> <td>7.92</td> <td>32.64</td> <td>383</td> <td>75</td> <td>AVERAGE</td> </tr> </tbody> </table>	Limit	Read	Ant	Cable	Preamp	APos	TPos	Remark	Freq	Level	Line	Margin	Level	Factor	Loss	Factor	MHz	dBuV/m	dBuV/m	dB	dBuV	dB/m	dB	dB	1	5148.12	41.55	54.00	-12.45	31.65	34.62	7.92	32.64	383	75	AVERAGE	<table border="1"> <thead> <tr> <th>Limit</th> <th>Read</th> <th>Ant</th> <th>Cable</th> <th>Preamp</th> <th>APos</th> <th>TPos</th> <th>Remark</th> </tr> <tr> <th>Freq</th> <th>Level</th> <th>Line</th> <th>Margin</th> <th>Level</th> <th>Factor</th> <th>Loss</th> <th>Factor</th> </tr> <tr> <th>MHz</th> <th>dBuV/m</th> <th>dBuV/m</th> <th>dB</th> <th>dBuV</th> <th>dB/m</th> <th>dB</th> <th>dB</th> </tr> </thead> <tbody> <tr> <td>1</td> <td>5230.00</td> <td>93.02</td> <td>-----</td> <td>-----</td> <td>82.94</td> <td>34.68</td> <td>8.01</td> <td>32.61</td> <td>383</td> <td>75</td> <td>AVERAGE</td> </tr> </tbody> </table>	Limit	Read	Ant	Cable	Preamp	APos	TPos	Remark	Freq	Level	Line	Margin	Level	Factor	Loss	Factor	MHz	dBuV/m	dBuV/m	dB	dBuV	dB/m	dB	dB	1	5230.00	93.02	-----	-----	82.94	34.68	8.01	32.61	383	75	AVERAGE
Limit	Read	Ant	Cable	Preamp	APos	TPos	Remark																																																																			
Freq	Level	Line	Margin	Level	Factor	Loss	Factor																																																																			
MHz	dBuV/m	dBuV/m	dB	dBuV	dB/m	dB	dB																																																																			
1	5148.12	41.55	54.00	-12.45	31.65	34.62	7.92	32.64	383	75	AVERAGE																																																															
Limit	Read	Ant	Cable	Preamp	APos	TPos	Remark																																																																			
Freq	Level	Line	Margin	Level	Factor	Loss	Factor																																																																			
MHz	dBuV/m	dBuV/m	dB	dBuV	dB/m	dB	dB																																																																			
1	5230.00	93.02	-----	-----	82.94	34.68	8.01	32.61	383	75	AVERAGE																																																															



		20																																					
Mode	Band Edge - R																																						
	U-NII-1_5.47-5.725_802.11ac VHT40_CH46_5230MHz																																						
Pol.	Horizontal	Fundamental																																					
Peak	<p>Date: 2024-06-25</p> <table border="1"> <thead> <tr> <th>Limit</th> <th>Read</th> <th>Ant</th> <th>Cable</th> <th>Preamp</th> <th>APos</th> <th>TPos</th> <th>Remark</th> </tr> <tr> <th>Freq</th> <th>Level</th> <th>Line</th> <th>Margin</th> <th>Level</th> <th>Factor</th> <th>Loss</th> <th>Factor</th> </tr> <tr> <th>MHz</th> <th>dBuV/m</th> <th>dBuV/m</th> <th>dB</th> <th>dBuV</th> <th>dB/m</th> <th>dB</th> <th>dB</th> </tr> </thead> <tbody> <tr> <td>1</td> <td>5422.28</td> <td>49.73</td> <td>74.00</td> <td>-24.27</td> <td>38.96</td> <td>34.84</td> <td>8.46</td> <td>32.53</td> <td>383</td> <td>75</td> <td>PEAK</td> </tr> </tbody> </table>	Limit	Read	Ant	Cable	Preamp	APos	TPos	Remark	Freq	Level	Line	Margin	Level	Factor	Loss	Factor	MHz	dBuV/m	dBuV/m	dB	dBuV	dB/m	dB	dB	1	5422.28	49.73	74.00	-24.27	38.96	34.84	8.46	32.53	383	75	PEAK	Blank	
Limit	Read	Ant	Cable	Preamp	APos	TPos	Remark																																
Freq	Level	Line	Margin	Level	Factor	Loss	Factor																																
MHz	dBuV/m	dBuV/m	dB	dBuV	dB/m	dB	dB																																
1	5422.28	49.73	74.00	-24.27	38.96	34.84	8.46	32.53	383	75	PEAK																												
Avg	<p>Date: 2024-06-25</p> <table border="1"> <thead> <tr> <th>Limit</th> <th>Read</th> <th>Ant</th> <th>Cable</th> <th>Preamp</th> <th>APos</th> <th>TPos</th> <th>Remark</th> </tr> <tr> <th>Freq</th> <th>Level</th> <th>Line</th> <th>Margin</th> <th>Level</th> <th>Factor</th> <th>Loss</th> <th>Factor</th> </tr> <tr> <th>MHz</th> <th>dBuV/m</th> <th>dBuV/m</th> <th>dB</th> <th>dBuV</th> <th>dB/m</th> <th>dB</th> <th>dB</th> </tr> </thead> <tbody> <tr> <td>1</td> <td>5379.27</td> <td>41.06</td> <td>54.00</td> <td>-12.94</td> <td>30.39</td> <td>34.80</td> <td>8.41</td> <td>32.54</td> <td>383</td> <td>75</td> <td>AVERAGE</td> </tr> </tbody> </table>	Limit	Read	Ant	Cable	Preamp	APos	TPos	Remark	Freq	Level	Line	Margin	Level	Factor	Loss	Factor	MHz	dBuV/m	dBuV/m	dB	dBuV	dB/m	dB	dB	1	5379.27	41.06	54.00	-12.94	30.39	34.80	8.41	32.54	383	75	AVERAGE	Blank	
Limit	Read	Ant	Cable	Preamp	APos	TPos	Remark																																
Freq	Level	Line	Margin	Level	Factor	Loss	Factor																																
MHz	dBuV/m	dBuV/m	dB	dBuV	dB/m	dB	dB																																
1	5379.27	41.06	54.00	-12.94	30.39	34.80	8.41	32.54	383	75	AVERAGE																												



		20																																																																										
Mode	Band Edge - L																																																																											
	U-NII-1_5.47-5.725_802.11ac_VHT40_CH46_5230MHz																																																																											
Pol.	Vertical	Fundamental																																																																										
Peak	<p style="text-align: right;">Date: 2024-06-25</p> <table border="1"> <thead> <tr> <th>Limit</th> <th>Read</th> <th>Ant</th> <th>Cable</th> <th>Preamp</th> <th>APos</th> <th>TPos</th> <th>Remark</th> </tr> <tr> <th>Freq</th> <th>Level</th> <th>Level</th> <th>Factor</th> <th>Loss Factor</th> <th></th> <th></th> <th></th> </tr> <tr> <th>MHz</th> <th>dBuV/m</th> <th>dBuV/m</th> <th>dB</th> <th>dBuV</th> <th>dB/m</th> <th>dB</th> <th>cm</th> <th>deg</th> </tr> </thead> <tbody> <tr> <td>1</td> <td>5120.75</td> <td>50.13</td> <td>74.00</td> <td>-23.87</td> <td>40.28</td> <td>34.60</td> <td>7.90</td> <td>32.65</td> <td>387</td> <td>180</td> <td>PEAK</td> </tr> </tbody> </table>	Limit	Read	Ant	Cable	Preamp	APos	TPos	Remark	Freq	Level	Level	Factor	Loss Factor				MHz	dBuV/m	dBuV/m	dB	dBuV	dB/m	dB	cm	deg	1	5120.75	50.13	74.00	-23.87	40.28	34.60	7.90	32.65	387	180	PEAK	<p style="text-align: right;">Date: 2024-06-25</p> <table border="1"> <thead> <tr> <th>Limit</th> <th>Read</th> <th>Ant</th> <th>Cable</th> <th>Preamp</th> <th>APos</th> <th>TPos</th> <th>Remark</th> </tr> <tr> <th>Freq</th> <th>Level</th> <th>Level</th> <th>Factor</th> <th>Loss Factor</th> <th></th> <th></th> <th></th> </tr> <tr> <th>MHz</th> <th>dBuV/m</th> <th>dBuV/m</th> <th>dB</th> <th>dBuV</th> <th>dB/m</th> <th>dB</th> <th>cm</th> <th>deg</th> </tr> </thead> <tbody> <tr> <td>1</td> <td>5230.00</td> <td>97.62</td> <td>-----</td> <td>-----</td> <td>87.54</td> <td>34.68</td> <td>8.01</td> <td>32.61</td> <td>387</td> <td>180</td> <td>PEAK</td> </tr> </tbody> </table>	Limit	Read	Ant	Cable	Preamp	APos	TPos	Remark	Freq	Level	Level	Factor	Loss Factor				MHz	dBuV/m	dBuV/m	dB	dBuV	dB/m	dB	cm	deg	1	5230.00	97.62	-----	-----	87.54	34.68	8.01	32.61	387	180	PEAK
	Limit	Read	Ant	Cable	Preamp	APos	TPos	Remark																																																																				
Freq	Level	Level	Factor	Loss Factor																																																																								
MHz	dBuV/m	dBuV/m	dB	dBuV	dB/m	dB	cm	deg																																																																				
1	5120.75	50.13	74.00	-23.87	40.28	34.60	7.90	32.65	387	180	PEAK																																																																	
Limit	Read	Ant	Cable	Preamp	APos	TPos	Remark																																																																					
Freq	Level	Level	Factor	Loss Factor																																																																								
MHz	dBuV/m	dBuV/m	dB	dBuV	dB/m	dB	cm	deg																																																																				
1	5230.00	97.62	-----	-----	87.54	34.68	8.01	32.61	387	180	PEAK																																																																	
Avg	<p style="text-align: right;">Date: 2024-06-25</p> <table border="1"> <thead> <tr> <th>Limit</th> <th>Read</th> <th>Ant</th> <th>Cable</th> <th>Preamp</th> <th>APos</th> <th>TPos</th> <th>Remark</th> </tr> <tr> <th>Freq</th> <th>Level</th> <th>Level</th> <th>Factor</th> <th>Loss Factor</th> <th></th> <th></th> <th></th> </tr> <tr> <th>MHz</th> <th>dBuV/m</th> <th>dBuV/m</th> <th>dB</th> <th>dBuV</th> <th>dB/m</th> <th>dB</th> <th>cm</th> <th>deg</th> </tr> </thead> <tbody> <tr> <td>1</td> <td>5142.60</td> <td>41.31</td> <td>54.00</td> <td>-12.69</td> <td>31.42</td> <td>34.62</td> <td>7.91</td> <td>32.64</td> <td>387</td> <td>180</td> <td>AVERAGE</td> </tr> </tbody> </table>	Limit	Read	Ant	Cable	Preamp	APos	TPos	Remark	Freq	Level	Level	Factor	Loss Factor				MHz	dBuV/m	dBuV/m	dB	dBuV	dB/m	dB	cm	deg	1	5142.60	41.31	54.00	-12.69	31.42	34.62	7.91	32.64	387	180	AVERAGE	<p style="text-align: right;">Date: 2024-06-25</p> <table border="1"> <thead> <tr> <th>Limit</th> <th>Read</th> <th>Ant</th> <th>Cable</th> <th>Preamp</th> <th>APos</th> <th>TPos</th> <th>Remark</th> </tr> <tr> <th>Freq</th> <th>Level</th> <th>Level</th> <th>Factor</th> <th>Loss Factor</th> <th></th> <th></th> <th></th> </tr> <tr> <th>MHz</th> <th>dBuV/m</th> <th>dBuV/m</th> <th>dB</th> <th>dBuV</th> <th>dB/m</th> <th>dB</th> <th>cm</th> <th>deg</th> </tr> </thead> <tbody> <tr> <td>1</td> <td>5230.00</td> <td>91.05</td> <td>-----</td> <td>-----</td> <td>80.97</td> <td>34.68</td> <td>8.01</td> <td>32.61</td> <td>387</td> <td>180</td> <td>AVERAGE</td> </tr> </tbody> </table>	Limit	Read	Ant	Cable	Preamp	APos	TPos	Remark	Freq	Level	Level	Factor	Loss Factor				MHz	dBuV/m	dBuV/m	dB	dBuV	dB/m	dB	cm	deg	1	5230.00	91.05	-----	-----	80.97	34.68	8.01	32.61	387	180	AVERAGE
Limit	Read	Ant	Cable	Preamp	APos	TPos	Remark																																																																					
Freq	Level	Level	Factor	Loss Factor																																																																								
MHz	dBuV/m	dBuV/m	dB	dBuV	dB/m	dB	cm	deg																																																																				
1	5142.60	41.31	54.00	-12.69	31.42	34.62	7.91	32.64	387	180	AVERAGE																																																																	
Limit	Read	Ant	Cable	Preamp	APos	TPos	Remark																																																																					
Freq	Level	Level	Factor	Loss Factor																																																																								
MHz	dBuV/m	dBuV/m	dB	dBuV	dB/m	dB	cm	deg																																																																				
1	5230.00	91.05	-----	-----	80.97	34.68	8.01	32.61	387	180	AVERAGE																																																																	



		20																																					
Mode	Band Edge - R																																						
	U-NII-1_5.47-5.725_802.11ac VHT40_CH46_5230MHz																																						
Pol.	Vertical	Fundamental																																					
Peak	<p>Date: 2024-06-25</p> <table border="1"> <thead> <tr> <th>Limit</th> <th>Read</th> <th>Ant</th> <th>Cable</th> <th>Preamp</th> <th>APos</th> <th>TPos</th> <th>Remark</th> </tr> <tr> <th>Freq</th> <th>Level</th> <th>Line</th> <th>Margin</th> <th>Level</th> <th>Factor</th> <th>Loss</th> <th>Factor</th> </tr> <tr> <th>MHz</th> <th>dBuV/m</th> <th>dBuV/m</th> <th>dB</th> <th>dBuV</th> <th>dB/m</th> <th>dB</th> <th>dB</th> </tr> </thead> <tbody> <tr> <td>1</td> <td>5358.11</td> <td>50.32</td> <td>74.00</td> <td>-23.68</td> <td>39.74</td> <td>34.78</td> <td>8.35</td> <td>32.55</td> <td>387</td> <td>180</td> <td>PEAK</td> </tr> </tbody> </table>	Limit	Read	Ant	Cable	Preamp	APos	TPos	Remark	Freq	Level	Line	Margin	Level	Factor	Loss	Factor	MHz	dBuV/m	dBuV/m	dB	dBuV	dB/m	dB	dB	1	5358.11	50.32	74.00	-23.68	39.74	34.78	8.35	32.55	387	180	PEAK	Blank	
Limit	Read	Ant	Cable	Preamp	APos	TPos	Remark																																
Freq	Level	Line	Margin	Level	Factor	Loss	Factor																																
MHz	dBuV/m	dBuV/m	dB	dBuV	dB/m	dB	dB																																
1	5358.11	50.32	74.00	-23.68	39.74	34.78	8.35	32.55	387	180	PEAK																												
Avg	<p>Date: 2024-06-25</p> <table border="1"> <thead> <tr> <th>Limit</th> <th>Read</th> <th>Ant</th> <th>Cable</th> <th>Preamp</th> <th>APos</th> <th>TPos</th> <th>Remark</th> </tr> <tr> <th>Freq</th> <th>Level</th> <th>Line</th> <th>Margin</th> <th>Level</th> <th>Factor</th> <th>Loss</th> <th>Factor</th> </tr> <tr> <th>MHz</th> <th>dBuV/m</th> <th>dBuV/m</th> <th>dB</th> <th>dBuV</th> <th>dB/m</th> <th>dB</th> <th>dB</th> </tr> </thead> <tbody> <tr> <td>1</td> <td>5399.74</td> <td>41.12</td> <td>54.00</td> <td>-12.88</td> <td>30.38</td> <td>34.82</td> <td>8.46</td> <td>32.54</td> <td>387</td> <td>180</td> <td>AVERAGE</td> </tr> </tbody> </table>	Limit	Read	Ant	Cable	Preamp	APos	TPos	Remark	Freq	Level	Line	Margin	Level	Factor	Loss	Factor	MHz	dBuV/m	dBuV/m	dB	dBuV	dB/m	dB	dB	1	5399.74	41.12	54.00	-12.88	30.38	34.82	8.46	32.54	387	180	AVERAGE	Blank	
Limit	Read	Ant	Cable	Preamp	APos	TPos	Remark																																
Freq	Level	Line	Margin	Level	Factor	Loss	Factor																																
MHz	dBuV/m	dBuV/m	dB	dBuV	dB/m	dB	dB																																
1	5399.74	41.12	54.00	-12.88	30.38	34.82	8.46	32.54	387	180	AVERAGE																												



Mode	20																																																																																																
	Harmonic																																																																																																
	U-NII-1_5.47-5.725_802.11ac VHT40_CH46_5230MHz																																																																																																
Pol.	Horizontal	Vertical																																																																																															
Peak Avg	<p>Date: 2024-06-26</p>	<p>Date: 2024-06-26</p>																																																																																															
	<table border="1"> <thead> <tr> <th>Limit</th> <th>Read</th> <th>Ant</th> <th>Cable</th> <th>Preamp</th> <th>Apos</th> <th>TPos</th> <th>Remark</th> </tr> <tr> <th>Freq</th> <th>Level</th> <th>Line Margin</th> <th>Level</th> <th>Factor</th> <th>Loss Factor</th> <th></th> <th></th> </tr> <tr> <th>MHz</th> <th>dBuV/m</th> <th>dBuV/m</th> <th>dB</th> <th>dBuV</th> <th>dB/m</th> <th>dB</th> <th>dB</th> </tr> </thead> <tbody> <tr> <td>1</td> <td>10460.00</td> <td>47.08</td> <td>68.30</td> <td>-21.22</td> <td>57.72</td> <td>37.45</td> <td>10.80</td> <td>58.89</td> <td>--</td> <td>--</td> <td>Peak</td> </tr> <tr> <td>2</td> <td>15690.00</td> <td>49.09</td> <td>74.00</td> <td>-24.91</td> <td>56.41</td> <td>39.05</td> <td>12.72</td> <td>59.09</td> <td>--</td> <td>--</td> <td>Peak</td> </tr> </tbody> </table>	Limit	Read	Ant	Cable	Preamp	Apos	TPos	Remark	Freq	Level	Line Margin	Level	Factor	Loss Factor			MHz	dBuV/m	dBuV/m	dB	dBuV	dB/m	dB	dB	1	10460.00	47.08	68.30	-21.22	57.72	37.45	10.80	58.89	--	--	Peak	2	15690.00	49.09	74.00	-24.91	56.41	39.05	12.72	59.09	--	--	Peak	<table border="1"> <thead> <tr> <th>Limit</th> <th>Read</th> <th>Ant</th> <th>Cable</th> <th>Preamp</th> <th>Apos</th> <th>TPos</th> <th>Remark</th> </tr> <tr> <th>Freq</th> <th>Level</th> <th>Line Margin</th> <th>Level</th> <th>Factor</th> <th>Loss Factor</th> <th></th> <th></th> </tr> <tr> <th>MHz</th> <th>dBuV/m</th> <th>dBuV/m</th> <th>dB</th> <th>dBuV</th> <th>dB/m</th> <th>dB</th> <th>dB</th> </tr> </thead> <tbody> <tr> <td>1</td> <td>10460.00</td> <td>46.68</td> <td>68.30</td> <td>-21.62</td> <td>57.32</td> <td>37.45</td> <td>10.80</td> <td>58.89</td> <td>--</td> <td>--</td> <td>Peak</td> </tr> <tr> <td>2</td> <td>15690.00</td> <td>48.61</td> <td>74.00</td> <td>-25.39</td> <td>55.93</td> <td>39.05</td> <td>12.72</td> <td>59.09</td> <td>--</td> <td>--</td> <td>Peak</td> </tr> </tbody> </table>	Limit	Read	Ant	Cable	Preamp	Apos	TPos	Remark	Freq	Level	Line Margin	Level	Factor	Loss Factor			MHz	dBuV/m	dBuV/m	dB	dBuV	dB/m	dB	dB	1	10460.00	46.68	68.30	-21.62	57.32	37.45	10.80	58.89	--	--	Peak	2	15690.00	48.61	74.00	-25.39	55.93	39.05	12.72	59.09	--	--
Limit	Read	Ant	Cable	Preamp	Apos	TPos	Remark																																																																																										
Freq	Level	Line Margin	Level	Factor	Loss Factor																																																																																												
MHz	dBuV/m	dBuV/m	dB	dBuV	dB/m	dB	dB																																																																																										
1	10460.00	47.08	68.30	-21.22	57.72	37.45	10.80	58.89	--	--	Peak																																																																																						
2	15690.00	49.09	74.00	-24.91	56.41	39.05	12.72	59.09	--	--	Peak																																																																																						
Limit	Read	Ant	Cable	Preamp	Apos	TPos	Remark																																																																																										
Freq	Level	Line Margin	Level	Factor	Loss Factor																																																																																												
MHz	dBuV/m	dBuV/m	dB	dBuV	dB/m	dB	dB																																																																																										
1	10460.00	46.68	68.30	-21.62	57.32	37.45	10.80	58.89	--	--	Peak																																																																																						
2	15690.00	48.61	74.00	-25.39	55.93	39.05	12.72	59.09	--	--	Peak																																																																																						



		21																																																																															
Mode	Band Edge - L																																																																																
	U-NII-2A_5.47-5.725_802.11ac_VHT40_CH54_5270MHz																																																																																
Pol.	Horizontal		Fundamental																																																																														
Peak																																																																																	
	<table border="1"> <thead> <tr> <th></th> <th>Limit</th> <th>Read</th> <th>Ant</th> <th>Cable</th> <th>Preamp</th> <th>APos</th> <th>TPos</th> <th></th> </tr> <tr> <th>Freq</th> <th>Level</th> <th>Line</th> <th>Margin</th> <th>Level</th> <th>Factor</th> <th>Loss</th> <th>Factor</th> <th>Remark</th> </tr> <tr> <th></th> <th>MHz</th> <th>dBuV/m</th> <th>dBuV/m</th> <th>dB</th> <th>dBuV</th> <th>dB/m</th> <th>dB</th> <th>cm</th> <th>deg</th> </tr> </thead> <tbody> <tr> <td>1</td> <td>5149.58</td> <td>50.33</td> <td>74.00</td> <td>-23.67</td> <td>40.43</td> <td>34.62</td> <td>7.92</td> <td>32.64</td> <td>400</td> <td>79 PEAK</td> </tr> </tbody> </table>			Limit	Read	Ant	Cable	Preamp	APos	TPos		Freq	Level	Line	Margin	Level	Factor	Loss	Factor	Remark		MHz	dBuV/m	dBuV/m	dB	dBuV	dB/m	dB	cm	deg	1	5149.58	50.33	74.00	-23.67	40.43	34.62	7.92	32.64	400	79 PEAK	<table border="1"> <thead> <tr> <th></th> <th>Limit</th> <th>Read</th> <th>Ant</th> <th>Cable</th> <th>Preamp</th> <th>APos</th> <th>TPos</th> <th></th> </tr> <tr> <th>Freq</th> <th>Level</th> <th>Line</th> <th>Margin</th> <th>Level</th> <th>Factor</th> <th>Loss</th> <th>Factor</th> <th>Remark</th> </tr> <tr> <th></th> <th>MHz</th> <th>dBuV/m</th> <th>dBuV/m</th> <th>dB</th> <th>dBuV</th> <th>dB/m</th> <th>dB</th> <th>cm</th> <th>deg</th> </tr> </thead> <tbody> <tr> <td>1</td> <td>5270.00</td> <td>98.23</td> <td>-----</td> <td>-----</td> <td>88.01</td> <td>34.71</td> <td>8.10</td> <td>32.59</td> <td>400</td> <td>79 PEAK</td> </tr> </tbody> </table>			Limit	Read	Ant	Cable	Preamp	APos	TPos		Freq	Level	Line	Margin	Level	Factor	Loss	Factor	Remark		MHz	dBuV/m	dBuV/m	dB	dBuV	dB/m	dB	cm	deg	1	5270.00	98.23	-----	-----	88.01	34.71	8.10	32.59	400
	Limit	Read	Ant	Cable	Preamp	APos	TPos																																																																										
Freq	Level	Line	Margin	Level	Factor	Loss	Factor	Remark																																																																									
	MHz	dBuV/m	dBuV/m	dB	dBuV	dB/m	dB	cm	deg																																																																								
1	5149.58	50.33	74.00	-23.67	40.43	34.62	7.92	32.64	400	79 PEAK																																																																							
	Limit	Read	Ant	Cable	Preamp	APos	TPos																																																																										
Freq	Level	Line	Margin	Level	Factor	Loss	Factor	Remark																																																																									
	MHz	dBuV/m	dBuV/m	dB	dBuV	dB/m	dB	cm	deg																																																																								
1	5270.00	98.23	-----	-----	88.01	34.71	8.10	32.59	400	79 PEAK																																																																							
Avg																																																																																	
	<table border="1"> <thead> <tr> <th></th> <th>Limit</th> <th>Read</th> <th>Ant</th> <th>Cable</th> <th>Preamp</th> <th>APos</th> <th>TPos</th> <th></th> </tr> <tr> <th>Freq</th> <th>Level</th> <th>Line</th> <th>Margin</th> <th>Level</th> <th>Factor</th> <th>Loss</th> <th>Factor</th> <th>Remark</th> </tr> <tr> <th></th> <th>MHz</th> <th>dBuV/m</th> <th>dBuV/m</th> <th>dB</th> <th>dBuV</th> <th>dB/m</th> <th>dB</th> <th>cm</th> <th>deg</th> </tr> </thead> <tbody> <tr> <td>1</td> <td>5036.72</td> <td>41.58</td> <td>54.00</td> <td>-12.42</td> <td>31.90</td> <td>34.53</td> <td>7.84</td> <td>32.69</td> <td>400</td> <td>79 AVERAGE</td> </tr> </tbody> </table>			Limit	Read	Ant	Cable	Preamp	APos	TPos		Freq	Level	Line	Margin	Level	Factor	Loss	Factor	Remark		MHz	dBuV/m	dBuV/m	dB	dBuV	dB/m	dB	cm	deg	1	5036.72	41.58	54.00	-12.42	31.90	34.53	7.84	32.69	400	79 AVERAGE	<table border="1"> <thead> <tr> <th></th> <th>Limit</th> <th>Read</th> <th>Ant</th> <th>Cable</th> <th>Preamp</th> <th>APos</th> <th>TPos</th> <th></th> </tr> <tr> <th>Freq</th> <th>Level</th> <th>Line</th> <th>Margin</th> <th>Level</th> <th>Factor</th> <th>Loss</th> <th>Factor</th> <th>Remark</th> </tr> <tr> <th></th> <th>MHz</th> <th>dBuV/m</th> <th>dBuV/m</th> <th>dB</th> <th>dBuV</th> <th>dB/m</th> <th>dB</th> <th>cm</th> <th>deg</th> </tr> </thead> <tbody> <tr> <td>1</td> <td>5270.00</td> <td>91.54</td> <td>-----</td> <td>-----</td> <td>81.32</td> <td>34.71</td> <td>8.10</td> <td>32.59</td> <td>400</td> <td>79 AVERAGE</td> </tr> </tbody> </table>			Limit	Read	Ant	Cable	Preamp	APos	TPos		Freq	Level	Line	Margin	Level	Factor	Loss	Factor	Remark		MHz	dBuV/m	dBuV/m	dB	dBuV	dB/m	dB	cm	deg	1	5270.00	91.54	-----	-----	81.32	34.71	8.10	32.59	400
	Limit	Read	Ant	Cable	Preamp	APos	TPos																																																																										
Freq	Level	Line	Margin	Level	Factor	Loss	Factor	Remark																																																																									
	MHz	dBuV/m	dBuV/m	dB	dBuV	dB/m	dB	cm	deg																																																																								
1	5036.72	41.58	54.00	-12.42	31.90	34.53	7.84	32.69	400	79 AVERAGE																																																																							
	Limit	Read	Ant	Cable	Preamp	APos	TPos																																																																										
Freq	Level	Line	Margin	Level	Factor	Loss	Factor	Remark																																																																									
	MHz	dBuV/m	dBuV/m	dB	dBuV	dB/m	dB	cm	deg																																																																								
1	5270.00	91.54	-----	-----	81.32	34.71	8.10	32.59	400	79 AVERAGE																																																																							



		21																																					
Mode	Band Edge - R																																						
	U-NII-2A_5.47-5.725_802.11ac VHT40_CH54_5270MHz																																						
Pol.	Horizontal	Fundamental																																					
Peak	<p>Date: 2024-06-25</p> <table border="1"> <thead> <tr> <th>Limit</th> <th>Read</th> <th>Ant</th> <th>Cable</th> <th>Preamp</th> <th>APos</th> <th>TPos</th> <th>Remark</th> </tr> <tr> <th>Freq</th> <th>Level</th> <th>Line</th> <th>Margin</th> <th>Level</th> <th>Factor</th> <th>Loss</th> <th>Factor</th> </tr> <tr> <th>MHz</th> <th>dBuV/m</th> <th>dBuV/m</th> <th>dB</th> <th>dBuV</th> <th>dB/m</th> <th>dB</th> <th>dB</th> </tr> </thead> <tbody> <tr> <td>1</td> <td>5386.28</td> <td>49.80</td> <td>74.00</td> <td>-24.20</td> <td>39.11</td> <td>34.81</td> <td>8.42</td> <td>32.54</td> <td>400</td> <td>79</td> <td>PEAK</td> </tr> </tbody> </table>	Limit	Read	Ant	Cable	Preamp	APos	TPos	Remark	Freq	Level	Line	Margin	Level	Factor	Loss	Factor	MHz	dBuV/m	dBuV/m	dB	dBuV	dB/m	dB	dB	1	5386.28	49.80	74.00	-24.20	39.11	34.81	8.42	32.54	400	79	PEAK	Blank	
Limit	Read	Ant	Cable	Preamp	APos	TPos	Remark																																
Freq	Level	Line	Margin	Level	Factor	Loss	Factor																																
MHz	dBuV/m	dBuV/m	dB	dBuV	dB/m	dB	dB																																
1	5386.28	49.80	74.00	-24.20	39.11	34.81	8.42	32.54	400	79	PEAK																												
Avg	<p>Date: 2024-06-25</p> <table border="1"> <thead> <tr> <th>Limit</th> <th>Read</th> <th>Ant</th> <th>Cable</th> <th>Preamp</th> <th>APos</th> <th>TPos</th> <th>Remark</th> </tr> <tr> <th>Freq</th> <th>Level</th> <th>Line</th> <th>Margin</th> <th>Level</th> <th>Factor</th> <th>Loss</th> <th>Factor</th> </tr> <tr> <th>MHz</th> <th>dBuV/m</th> <th>dBuV/m</th> <th>dB</th> <th>dBuV</th> <th>dB/m</th> <th>dB</th> <th>dB</th> </tr> </thead> <tbody> <tr> <td>1</td> <td>5364.24</td> <td>41.51</td> <td>54.00</td> <td>-12.49</td> <td>30.90</td> <td>34.79</td> <td>8.37</td> <td>32.55</td> <td>400</td> <td>79</td> <td>AVERAGE</td> </tr> </tbody> </table>	Limit	Read	Ant	Cable	Preamp	APos	TPos	Remark	Freq	Level	Line	Margin	Level	Factor	Loss	Factor	MHz	dBuV/m	dBuV/m	dB	dBuV	dB/m	dB	dB	1	5364.24	41.51	54.00	-12.49	30.90	34.79	8.37	32.55	400	79	AVERAGE	Blank	
Limit	Read	Ant	Cable	Preamp	APos	TPos	Remark																																
Freq	Level	Line	Margin	Level	Factor	Loss	Factor																																
MHz	dBuV/m	dBuV/m	dB	dBuV	dB/m	dB	dB																																
1	5364.24	41.51	54.00	-12.49	30.90	34.79	8.37	32.55	400	79	AVERAGE																												



		21																																																																														
Mode	Band Edge - L																																																																															
	U-NII-2A_5.47-5.725_802.11ac VHT40_CH54_5270MHz																																																																															
Pol.	Vertical	Fundamental																																																																														
Peak	<table border="1"> <thead> <tr> <th></th> <th>Limit</th> <th>Read</th> <th>Ant</th> <th>Cable</th> <th>Preamp</th> <th>APos</th> <th>TPos</th> <th></th> </tr> <tr> <th>Freq</th> <th>Level</th> <th>Line</th> <th>Level</th> <th>Loss</th> <th>Loss</th> <th></th> <th></th> <th>Remark</th> </tr> <tr> <th></th> <th>MHz</th> <th>dBuV/m</th> <th>dBuV/m</th> <th>dB</th> <th>dBuV</th> <th>dB/m</th> <th>dB</th> <th>cm</th> <th>deg</th> </tr> </thead> <tbody> <tr> <td>1</td> <td>5270.00</td> <td>100.37</td> <td>-----</td> <td>-----</td> <td>90.15</td> <td>34.71</td> <td>8.10</td> <td>32.59</td> <td>400</td> <td>20 PEAK</td> </tr> </tbody> </table>		Limit	Read	Ant	Cable	Preamp	APos	TPos		Freq	Level	Line	Level	Loss	Loss			Remark		MHz	dBuV/m	dBuV/m	dB	dBuV	dB/m	dB	cm	deg	1	5270.00	100.37	-----	-----	90.15	34.71	8.10	32.59	400	20 PEAK	<table border="1"> <thead> <tr> <th></th> <th>Limit</th> <th>Read</th> <th>Ant</th> <th>Cable</th> <th>Preamp</th> <th>APos</th> <th>TPos</th> <th></th> </tr> <tr> <th>Freq</th> <th>Level</th> <th>Line</th> <th>Level</th> <th>Loss</th> <th>Loss</th> <th></th> <th></th> <th>Remark</th> </tr> <tr> <th></th> <th>MHz</th> <th>dBuV/m</th> <th>dBuV/m</th> <th>dB</th> <th>dBuV</th> <th>dB/m</th> <th>dB</th> <th>cm</th> <th>deg</th> </tr> </thead> <tbody> <tr> <td>1</td> <td>5270.00</td> <td>100.37</td> <td>-----</td> <td>-----</td> <td>90.15</td> <td>34.71</td> <td>8.10</td> <td>32.59</td> <td>400</td> <td>20 PEAK</td> </tr> </tbody> </table>		Limit	Read	Ant	Cable	Preamp	APos	TPos		Freq	Level	Line	Level	Loss	Loss			Remark		MHz	dBuV/m	dBuV/m	dB	dBuV	dB/m	dB	cm	deg	1	5270.00	100.37	-----	-----	90.15	34.71	8.10	32.59	400	20 PEAK
		Limit	Read	Ant	Cable	Preamp	APos	TPos																																																																								
Freq	Level	Line	Level	Loss	Loss			Remark																																																																								
	MHz	dBuV/m	dBuV/m	dB	dBuV	dB/m	dB	cm	deg																																																																							
1	5270.00	100.37	-----	-----	90.15	34.71	8.10	32.59	400	20 PEAK																																																																						
	Limit	Read	Ant	Cable	Preamp	APos	TPos																																																																									
Freq	Level	Line	Level	Loss	Loss			Remark																																																																								
	MHz	dBuV/m	dBuV/m	dB	dBuV	dB/m	dB	cm	deg																																																																							
1	5270.00	100.37	-----	-----	90.15	34.71	8.10	32.59	400	20 PEAK																																																																						
Avg	<table border="1"> <thead> <tr> <th></th> <th>Limit</th> <th>Read</th> <th>Ant</th> <th>Cable</th> <th>Preamp</th> <th>APos</th> <th>TPos</th> <th></th> </tr> <tr> <th>Freq</th> <th>Level</th> <th>Line</th> <th>Level</th> <th>Loss</th> <th>Loss</th> <th></th> <th></th> <th>Remark</th> </tr> <tr> <th></th> <th>MHz</th> <th>dBuV/m</th> <th>dBuV/m</th> <th>dB</th> <th>dBuV</th> <th>dB/m</th> <th>dB</th> <th>cm</th> <th>deg</th> </tr> </thead> <tbody> <tr> <td>1</td> <td>5070.74</td> <td>41.38</td> <td>54.00</td> <td>-12.62</td> <td>31.62</td> <td>34.56</td> <td>7.87</td> <td>32.67</td> <td>400</td> <td>20 AVERAGE</td> </tr> </tbody> </table>		Limit	Read	Ant	Cable	Preamp	APos	TPos		Freq	Level	Line	Level	Loss	Loss			Remark		MHz	dBuV/m	dBuV/m	dB	dBuV	dB/m	dB	cm	deg	1	5070.74	41.38	54.00	-12.62	31.62	34.56	7.87	32.67	400	20 AVERAGE	<table border="1"> <thead> <tr> <th></th> <th>Limit</th> <th>Read</th> <th>Ant</th> <th>Cable</th> <th>Preamp</th> <th>APos</th> <th>TPos</th> <th></th> </tr> <tr> <th>Freq</th> <th>Level</th> <th>Line</th> <th>Level</th> <th>Loss</th> <th>Loss</th> <th></th> <th></th> <th>Remark</th> </tr> <tr> <th></th> <th>MHz</th> <th>dBuV/m</th> <th>dBuV/m</th> <th>dB</th> <th>dBuV</th> <th>dB/m</th> <th>dB</th> <th>cm</th> <th>deg</th> </tr> </thead> <tbody> <tr> <td>1</td> <td>5270.00</td> <td>93.21</td> <td>-----</td> <td>-----</td> <td>82.99</td> <td>34.71</td> <td>8.10</td> <td>32.59</td> <td>400</td> <td>20 AVERAGE</td> </tr> </tbody> </table>		Limit	Read	Ant	Cable	Preamp	APos	TPos		Freq	Level	Line	Level	Loss	Loss			Remark		MHz	dBuV/m	dBuV/m	dB	dBuV	dB/m	dB	cm	deg	1	5270.00	93.21	-----	-----	82.99	34.71	8.10	32.59	400	20 AVERAGE
	Limit	Read	Ant	Cable	Preamp	APos	TPos																																																																									
Freq	Level	Line	Level	Loss	Loss			Remark																																																																								
	MHz	dBuV/m	dBuV/m	dB	dBuV	dB/m	dB	cm	deg																																																																							
1	5070.74	41.38	54.00	-12.62	31.62	34.56	7.87	32.67	400	20 AVERAGE																																																																						
	Limit	Read	Ant	Cable	Preamp	APos	TPos																																																																									
Freq	Level	Line	Level	Loss	Loss			Remark																																																																								
	MHz	dBuV/m	dBuV/m	dB	dBuV	dB/m	dB	cm	deg																																																																							
1	5270.00	93.21	-----	-----	82.99	34.71	8.10	32.59	400	20 AVERAGE																																																																						



		21																																					
Mode	Band Edge - R																																						
	U-NII-2A_5.47-5.725_802.11ac VHT40_CH54_5270MHz																																						
Pol.	Vertical	Fundamental																																					
Peak	<p>Date: 2024-06-25</p> <table border="1"> <thead> <tr> <th>Limit</th> <th>Read</th> <th>Ant</th> <th>Cable</th> <th>Preamp</th> <th>APos</th> <th>TPos</th> <th>Remark</th> </tr> <tr> <th>Freq</th> <th>Level</th> <th>Line</th> <th>Margin</th> <th>Level</th> <th>Factor</th> <th>Loss</th> <th>Factor</th> </tr> <tr> <th>MHz</th> <th>dBuV/m</th> <th>dBuV/m</th> <th>dB</th> <th>dBuV</th> <th>dB/m</th> <th>dB</th> <th>dB</th> </tr> </thead> <tbody> <tr> <td>1</td> <td>5364.81</td> <td>51.39</td> <td>74.00</td> <td>-22.61</td> <td>40.78</td> <td>34.79</td> <td>8.37</td> <td>32.55</td> <td>400</td> <td>20</td> <td>PEAK</td> </tr> </tbody> </table>	Limit	Read	Ant	Cable	Preamp	APos	TPos	Remark	Freq	Level	Line	Margin	Level	Factor	Loss	Factor	MHz	dBuV/m	dBuV/m	dB	dBuV	dB/m	dB	dB	1	5364.81	51.39	74.00	-22.61	40.78	34.79	8.37	32.55	400	20	PEAK	Blank	
Limit	Read	Ant	Cable	Preamp	APos	TPos	Remark																																
Freq	Level	Line	Margin	Level	Factor	Loss	Factor																																
MHz	dBuV/m	dBuV/m	dB	dBuV	dB/m	dB	dB																																
1	5364.81	51.39	74.00	-22.61	40.78	34.79	8.37	32.55	400	20	PEAK																												
Avg	<p>Date: 2024-06-25</p> <table border="1"> <thead> <tr> <th>Limit</th> <th>Read</th> <th>Ant</th> <th>Cable</th> <th>Preamp</th> <th>APos</th> <th>TPos</th> <th>Remark</th> </tr> <tr> <th>Freq</th> <th>Level</th> <th>Line</th> <th>Margin</th> <th>Level</th> <th>Factor</th> <th>Loss</th> <th>Factor</th> </tr> <tr> <th>MHz</th> <th>dBuV/m</th> <th>dBuV/m</th> <th>dB</th> <th>dBuV</th> <th>dB/m</th> <th>dB</th> <th>dB</th> </tr> </thead> <tbody> <tr> <td>1</td> <td>5358.54</td> <td>42.55</td> <td>54.00</td> <td>-11.45</td> <td>31.96</td> <td>34.79</td> <td>8.35</td> <td>32.55</td> <td>400</td> <td>20</td> <td>AVERAGE</td> </tr> </tbody> </table>	Limit	Read	Ant	Cable	Preamp	APos	TPos	Remark	Freq	Level	Line	Margin	Level	Factor	Loss	Factor	MHz	dBuV/m	dBuV/m	dB	dBuV	dB/m	dB	dB	1	5358.54	42.55	54.00	-11.45	31.96	34.79	8.35	32.55	400	20	AVERAGE	Blank	
Limit	Read	Ant	Cable	Preamp	APos	TPos	Remark																																
Freq	Level	Line	Margin	Level	Factor	Loss	Factor																																
MHz	dBuV/m	dBuV/m	dB	dBuV	dB/m	dB	dB																																
1	5358.54	42.55	54.00	-11.45	31.96	34.79	8.35	32.55	400	20	AVERAGE																												



Mode	21																																																																																																
	Harmonic																																																																																																
	U-NII-2A_5.47-5.725_802.11ac VHT40_CH54_5270MHz																																																																																																
Pol.	Horizontal	Vertical																																																																																															
Peak Avg	<p>Date: 2024-06-26</p>	<p>Date: 2024-06-26</p>																																																																																															
	<table border="1"> <thead> <tr> <th>Limit</th> <th>Read</th> <th>Ant</th> <th>Cable</th> <th>Preamp</th> <th>APos</th> <th>TPos</th> <th>Remark</th> </tr> <tr> <th>Freq</th> <th>Level</th> <th>Line Margin</th> <th>Level</th> <th>Factor</th> <th>Loss Factor</th> <th></th> <th></th> </tr> <tr> <th>MHz</th> <th>dBuV/m</th> <th>dBuV/m</th> <th>dB</th> <th>dBuV</th> <th>dB/m</th> <th>dB</th> <th>dB</th> </tr> </thead> <tbody> <tr> <td>1</td> <td>10540.00</td> <td>46.80</td> <td>68.30</td> <td>-21.50</td> <td>57.23</td> <td>37.51</td> <td>10.86</td> <td>58.80</td> <td>--</td> <td>--</td> <td>Peak</td> </tr> <tr> <td>2</td> <td>15810.00</td> <td>48.84</td> <td>74.00</td> <td>-25.16</td> <td>56.19</td> <td>39.15</td> <td>12.71</td> <td>59.21</td> <td>--</td> <td>--</td> <td>Peak</td> </tr> </tbody> </table>	Limit	Read	Ant	Cable	Preamp	APos	TPos	Remark	Freq	Level	Line Margin	Level	Factor	Loss Factor			MHz	dBuV/m	dBuV/m	dB	dBuV	dB/m	dB	dB	1	10540.00	46.80	68.30	-21.50	57.23	37.51	10.86	58.80	--	--	Peak	2	15810.00	48.84	74.00	-25.16	56.19	39.15	12.71	59.21	--	--	Peak	<table border="1"> <thead> <tr> <th>Limit</th> <th>Read</th> <th>Ant</th> <th>Cable</th> <th>Preamp</th> <th>APos</th> <th>TPos</th> <th>Remark</th> </tr> <tr> <th>Freq</th> <th>Level</th> <th>Line Margin</th> <th>Level</th> <th>Factor</th> <th>Loss Factor</th> <th></th> <th></th> </tr> <tr> <th>MHz</th> <th>dBuV/m</th> <th>dBuV/m</th> <th>dB</th> <th>dBuV</th> <th>dB/m</th> <th>dB</th> <th>dB</th> </tr> </thead> <tbody> <tr> <td>1</td> <td>10540.00</td> <td>46.90</td> <td>68.30</td> <td>-21.40</td> <td>57.33</td> <td>37.51</td> <td>10.86</td> <td>58.80</td> <td>--</td> <td>--</td> <td>Peak</td> </tr> <tr> <td>2</td> <td>15810.00</td> <td>48.32</td> <td>74.00</td> <td>-25.68</td> <td>55.67</td> <td>39.15</td> <td>12.71</td> <td>59.21</td> <td>--</td> <td>--</td> <td>Peak</td> </tr> </tbody> </table>	Limit	Read	Ant	Cable	Preamp	APos	TPos	Remark	Freq	Level	Line Margin	Level	Factor	Loss Factor			MHz	dBuV/m	dBuV/m	dB	dBuV	dB/m	dB	dB	1	10540.00	46.90	68.30	-21.40	57.33	37.51	10.86	58.80	--	--	Peak	2	15810.00	48.32	74.00	-25.68	55.67	39.15	12.71	59.21	--	--
Limit	Read	Ant	Cable	Preamp	APos	TPos	Remark																																																																																										
Freq	Level	Line Margin	Level	Factor	Loss Factor																																																																																												
MHz	dBuV/m	dBuV/m	dB	dBuV	dB/m	dB	dB																																																																																										
1	10540.00	46.80	68.30	-21.50	57.23	37.51	10.86	58.80	--	--	Peak																																																																																						
2	15810.00	48.84	74.00	-25.16	56.19	39.15	12.71	59.21	--	--	Peak																																																																																						
Limit	Read	Ant	Cable	Preamp	APos	TPos	Remark																																																																																										
Freq	Level	Line Margin	Level	Factor	Loss Factor																																																																																												
MHz	dBuV/m	dBuV/m	dB	dBuV	dB/m	dB	dB																																																																																										
1	10540.00	46.90	68.30	-21.40	57.33	37.51	10.86	58.80	--	--	Peak																																																																																						
2	15810.00	48.32	74.00	-25.68	55.67	39.15	12.71	59.21	--	--	Peak																																																																																						



		22																																																																								
Mode	Band Edge - L																																																																									
	U-NII-2A_5.47-5.725_802.11ac VHT40_CH62_5310MHz																																																																									
Pol.	Horizontal		Fundamental																																																																							
Peak	<p style="text-align: right;">Date: 2024-06-25</p> <table border="1"> <thead> <tr> <th>Limit</th> <th>Read</th> <th>Ant</th> <th>Cable</th> <th>Preamp</th> <th>APos</th> <th>TPos</th> <th>Remark</th> </tr> <tr> <th>Freq</th> <th>Level</th> <th>Line</th> <th>Margin</th> <th>Level</th> <th>Factor</th> <th>Loss</th> <th>Factor</th> </tr> <tr> <th>MHz</th> <th>dBuV/m</th> <th>dBuV/m</th> <th>dB</th> <th>dBuV</th> <th>dB/m</th> <th>dB</th> <th>dB</th> </tr> </thead> <tbody> <tr> <td>1</td> <td>5088.97</td> <td>50.44</td> <td>74.00</td> <td>-23.56</td> <td>40.65</td> <td>34.57</td> <td>7.88</td> <td>32.66</td> <td>382</td> <td>84</td> <td>PEAK</td> </tr> </tbody> </table>	Limit	Read	Ant	Cable	Preamp	APos	TPos	Remark	Freq	Level	Line	Margin	Level	Factor	Loss	Factor	MHz	dBuV/m	dBuV/m	dB	dBuV	dB/m	dB	dB	1	5088.97	50.44	74.00	-23.56	40.65	34.57	7.88	32.66	382	84	PEAK	<p style="text-align: right;">Date: 2024-06-25</p> <table border="1"> <thead> <tr> <th>Limit</th> <th>Read</th> <th>Ant</th> <th>Cable</th> <th>Preamp</th> <th>APos</th> <th>TPos</th> <th>Remark</th> </tr> <tr> <th>Freq</th> <th>Level</th> <th>Line</th> <th>Margin</th> <th>Level</th> <th>Factor</th> <th>Loss</th> <th>Factor</th> </tr> <tr> <th>MHz</th> <th>dBuV/m</th> <th>dBuV/m</th> <th>dB</th> <th>dBuV</th> <th>dB/m</th> <th>dB</th> <th>dB</th> </tr> </thead> <tbody> <tr> <td>1</td> <td>5310.00</td> <td>96.60</td> <td>-----</td> <td>-----</td> <td>86.20</td> <td>34.75</td> <td>8.22</td> <td>32.57</td> <td>382</td> <td>84</td> <td>PEAK</td> </tr> </tbody> </table>	Limit	Read	Ant	Cable	Preamp	APos	TPos	Remark	Freq	Level	Line	Margin	Level	Factor	Loss	Factor	MHz	dBuV/m	dBuV/m	dB	dBuV	dB/m	dB	dB	1	5310.00	96.60	-----	-----	86.20	34.75	8.22	32.57	382	84	PEAK
	Limit	Read	Ant	Cable	Preamp	APos	TPos	Remark																																																																		
Freq	Level	Line	Margin	Level	Factor	Loss	Factor																																																																			
MHz	dBuV/m	dBuV/m	dB	dBuV	dB/m	dB	dB																																																																			
1	5088.97	50.44	74.00	-23.56	40.65	34.57	7.88	32.66	382	84	PEAK																																																															
Limit	Read	Ant	Cable	Preamp	APos	TPos	Remark																																																																			
Freq	Level	Line	Margin	Level	Factor	Loss	Factor																																																																			
MHz	dBuV/m	dBuV/m	dB	dBuV	dB/m	dB	dB																																																																			
1	5310.00	96.60	-----	-----	86.20	34.75	8.22	32.57	382	84	PEAK																																																															
Avg	<p style="text-align: right;">Date: 2024-06-25</p> <table border="1"> <thead> <tr> <th>Limit</th> <th>Read</th> <th>Ant</th> <th>Cable</th> <th>Preamp</th> <th>APos</th> <th>TPos</th> <th>Remark</th> </tr> <tr> <th>Freq</th> <th>Level</th> <th>Line</th> <th>Margin</th> <th>Level</th> <th>Factor</th> <th>Loss</th> <th>Factor</th> </tr> <tr> <th>MHz</th> <th>dBuV/m</th> <th>dBuV/m</th> <th>dB</th> <th>dBuV</th> <th>dB/m</th> <th>dB</th> <th>dB</th> </tr> </thead> <tbody> <tr> <td>1</td> <td>5034.72</td> <td>41.25</td> <td>54.00</td> <td>-12.75</td> <td>31.57</td> <td>34.53</td> <td>7.84</td> <td>32.69</td> <td>382</td> <td>84</td> <td>AVERAGE</td> </tr> </tbody> </table>	Limit	Read	Ant	Cable	Preamp	APos	TPos	Remark	Freq	Level	Line	Margin	Level	Factor	Loss	Factor	MHz	dBuV/m	dBuV/m	dB	dBuV	dB/m	dB	dB	1	5034.72	41.25	54.00	-12.75	31.57	34.53	7.84	32.69	382	84	AVERAGE	<p style="text-align: right;">Date: 2024-06-25</p> <table border="1"> <thead> <tr> <th>Limit</th> <th>Read</th> <th>Ant</th> <th>Cable</th> <th>Preamp</th> <th>APos</th> <th>TPos</th> <th>Remark</th> </tr> <tr> <th>Freq</th> <th>Level</th> <th>Line</th> <th>Margin</th> <th>Level</th> <th>Factor</th> <th>Loss</th> <th>Factor</th> </tr> <tr> <th>MHz</th> <th>dBuV/m</th> <th>dBuV/m</th> <th>dB</th> <th>dBuV</th> <th>dB/m</th> <th>dB</th> <th>dB</th> </tr> </thead> <tbody> <tr> <td>1</td> <td>5310.00</td> <td>89.83</td> <td>-----</td> <td>-----</td> <td>79.43</td> <td>34.75</td> <td>8.22</td> <td>32.57</td> <td>382</td> <td>84</td> <td>AVERAGE</td> </tr> </tbody> </table>	Limit	Read	Ant	Cable	Preamp	APos	TPos	Remark	Freq	Level	Line	Margin	Level	Factor	Loss	Factor	MHz	dBuV/m	dBuV/m	dB	dBuV	dB/m	dB	dB	1	5310.00	89.83	-----	-----	79.43	34.75	8.22	32.57	382	84	AVERAGE
Limit	Read	Ant	Cable	Preamp	APos	TPos	Remark																																																																			
Freq	Level	Line	Margin	Level	Factor	Loss	Factor																																																																			
MHz	dBuV/m	dBuV/m	dB	dBuV	dB/m	dB	dB																																																																			
1	5034.72	41.25	54.00	-12.75	31.57	34.53	7.84	32.69	382	84	AVERAGE																																																															
Limit	Read	Ant	Cable	Preamp	APos	TPos	Remark																																																																			
Freq	Level	Line	Margin	Level	Factor	Loss	Factor																																																																			
MHz	dBuV/m	dBuV/m	dB	dBuV	dB/m	dB	dB																																																																			
1	5310.00	89.83	-----	-----	79.43	34.75	8.22	32.57	382	84	AVERAGE																																																															



		22																																									
Mode	Band Edge - R																																										
	U-NII-2A_5.47-5.725_802.11ac VHT40_CH62_5310MHz																																										
Pol.	Horizontal	Fundamental																																									
Peak	<table border="1"> <thead> <tr> <th>Limit</th> <th>Read</th> <th>Ant</th> <th>Cable</th> <th>Preamp</th> <th>APos</th> <th>TPos</th> <th colspan="2"></th> </tr> <tr> <th>Freq</th> <th>Level</th> <th>Line</th> <th>Margin</th> <th>Level</th> <th>Factor</th> <th>Loss</th> <th>Factor</th> <th>Remark</th> </tr> <tr> <th>MHz</th> <th>dBuV/m</th> <th>dBuV/m</th> <th>dB</th> <th>dBuV</th> <th>dB/m</th> <th>dB</th> <th>dB</th> <th>cm</th> <th>deg</th> </tr> </thead> <tbody> <tr> <td>1</td> <td>5350.80</td> <td>52.48</td> <td>74.00</td> <td>-21.52</td> <td>41.93</td> <td>34.78</td> <td>8.33</td> <td>32.56</td> <td>382</td> <td>84</td> <td>PEAK</td> </tr> </tbody> </table>	Limit	Read	Ant	Cable	Preamp	APos	TPos			Freq	Level	Line	Margin	Level	Factor	Loss	Factor	Remark	MHz	dBuV/m	dBuV/m	dB	dBuV	dB/m	dB	dB	cm	deg	1	5350.80	52.48	74.00	-21.52	41.93	34.78	8.33	32.56	382	84	PEAK	Blank	
Limit	Read	Ant	Cable	Preamp	APos	TPos																																					
Freq	Level	Line	Margin	Level	Factor	Loss	Factor	Remark																																			
MHz	dBuV/m	dBuV/m	dB	dBuV	dB/m	dB	dB	cm	deg																																		
1	5350.80	52.48	74.00	-21.52	41.93	34.78	8.33	32.56	382	84	PEAK																																
Avg	<table border="1"> <thead> <tr> <th>Limit</th> <th>Read</th> <th>Ant</th> <th>Cable</th> <th>Preamp</th> <th>APos</th> <th>TPos</th> <th colspan="2"></th> </tr> <tr> <th>Freq</th> <th>Level</th> <th>Line</th> <th>Margin</th> <th>Level</th> <th>Factor</th> <th>Loss</th> <th>Factor</th> <th>Remark</th> </tr> <tr> <th>MHz</th> <th>dBuV/m</th> <th>dBuV/m</th> <th>dB</th> <th>dBuV</th> <th>dB/m</th> <th>dB</th> <th>dB</th> <th>cm</th> <th>deg</th> </tr> </thead> <tbody> <tr> <td>1</td> <td>5350.65</td> <td>44.13</td> <td>54.00</td> <td>-9.87</td> <td>33.58</td> <td>34.78</td> <td>8.33</td> <td>32.56</td> <td>382</td> <td>84</td> <td>AVERAGE</td> </tr> </tbody> </table>	Limit	Read	Ant	Cable	Preamp	APos	TPos			Freq	Level	Line	Margin	Level	Factor	Loss	Factor	Remark	MHz	dBuV/m	dBuV/m	dB	dBuV	dB/m	dB	dB	cm	deg	1	5350.65	44.13	54.00	-9.87	33.58	34.78	8.33	32.56	382	84	AVERAGE	Blank	
Limit	Read	Ant	Cable	Preamp	APos	TPos																																					
Freq	Level	Line	Margin	Level	Factor	Loss	Factor	Remark																																			
MHz	dBuV/m	dBuV/m	dB	dBuV	dB/m	dB	dB	cm	deg																																		
1	5350.65	44.13	54.00	-9.87	33.58	34.78	8.33	32.56	382	84	AVERAGE																																



		22																																																																								
Mode	Band Edge - L																																																																									
	U-NII-2A_5.47-5.725_802.11ac VHT40_CH62_5310MHz																																																																									
Pol.	Vertical	Fundamental																																																																								
Peak	<table border="1"> <thead> <tr> <th>Limit</th> <th>Read</th> <th>Ant</th> <th>Cable</th> <th>Preamp</th> <th>APos</th> <th>TPos</th> <th>Remark</th> </tr> <tr> <th>Freq</th> <th>Level</th> <th>Level</th> <th>Factor</th> <th>Loss Factor</th> <th></th> <th></th> <th></th> </tr> <tr> <th>MHz</th> <th>dBuV/m</th> <th>dBuV/m</th> <th>dB</th> <th>dBuV</th> <th>dB/m</th> <th>dB</th> <th>cm</th> </tr> </thead> <tbody> <tr> <td>1</td> <td>5075.02</td> <td>50.32</td> <td>74.00</td> <td>-23.68</td> <td>40.56</td> <td>34.56</td> <td>7.87</td> <td>32.67</td> <td>400</td> <td>21</td> <td>PEAK</td> </tr> </tbody> </table>	Limit	Read	Ant	Cable	Preamp	APos	TPos	Remark	Freq	Level	Level	Factor	Loss Factor				MHz	dBuV/m	dBuV/m	dB	dBuV	dB/m	dB	cm	1	5075.02	50.32	74.00	-23.68	40.56	34.56	7.87	32.67	400	21	PEAK	<table border="1"> <thead> <tr> <th>Limit</th> <th>Read</th> <th>Ant</th> <th>Cable</th> <th>Preamp</th> <th>APos</th> <th>TPos</th> <th>Remark</th> </tr> <tr> <th>Freq</th> <th>Level</th> <th>Level</th> <th>Factor</th> <th>Loss Factor</th> <th></th> <th></th> <th></th> </tr> <tr> <th>MHz</th> <th>dBuV/m</th> <th>dBuV/m</th> <th>dB</th> <th>dBuV</th> <th>dB/m</th> <th>dB</th> <th>cm</th> </tr> </thead> <tbody> <tr> <td>1</td> <td>5310.00</td> <td>100.51</td> <td>-----</td> <td>-----</td> <td>90.10</td> <td>34.75</td> <td>8.23</td> <td>32.57</td> <td>400</td> <td>21</td> <td>PEAK</td> </tr> </tbody> </table>	Limit	Read	Ant	Cable	Preamp	APos	TPos	Remark	Freq	Level	Level	Factor	Loss Factor				MHz	dBuV/m	dBuV/m	dB	dBuV	dB/m	dB	cm	1	5310.00	100.51	-----	-----	90.10	34.75	8.23	32.57	400	21	PEAK
	Limit	Read	Ant	Cable	Preamp	APos	TPos	Remark																																																																		
Freq	Level	Level	Factor	Loss Factor																																																																						
MHz	dBuV/m	dBuV/m	dB	dBuV	dB/m	dB	cm																																																																			
1	5075.02	50.32	74.00	-23.68	40.56	34.56	7.87	32.67	400	21	PEAK																																																															
Limit	Read	Ant	Cable	Preamp	APos	TPos	Remark																																																																			
Freq	Level	Level	Factor	Loss Factor																																																																						
MHz	dBuV/m	dBuV/m	dB	dBuV	dB/m	dB	cm																																																																			
1	5310.00	100.51	-----	-----	90.10	34.75	8.23	32.57	400	21	PEAK																																																															
Avg	<table border="1"> <thead> <tr> <th>Limit</th> <th>Read</th> <th>Ant</th> <th>Cable</th> <th>Preamp</th> <th>APos</th> <th>TPos</th> <th>Remark</th> </tr> <tr> <th>Freq</th> <th>Level</th> <th>Level</th> <th>Factor</th> <th>Loss Factor</th> <th></th> <th></th> <th></th> </tr> <tr> <th>MHz</th> <th>dBuV/m</th> <th>dBuV/m</th> <th>dB</th> <th>dBuV</th> <th>dB/m</th> <th>dB</th> <th>cm</th> </tr> </thead> <tbody> <tr> <td>1</td> <td>5053.94</td> <td>41.42</td> <td>54.00</td> <td>-12.58</td> <td>31.70</td> <td>34.55</td> <td>7.85</td> <td>32.68</td> <td>400</td> <td>21</td> <td>AVERAGE</td> </tr> </tbody> </table>	Limit	Read	Ant	Cable	Preamp	APos	TPos	Remark	Freq	Level	Level	Factor	Loss Factor				MHz	dBuV/m	dBuV/m	dB	dBuV	dB/m	dB	cm	1	5053.94	41.42	54.00	-12.58	31.70	34.55	7.85	32.68	400	21	AVERAGE	<table border="1"> <thead> <tr> <th>Limit</th> <th>Read</th> <th>Ant</th> <th>Cable</th> <th>Preamp</th> <th>APos</th> <th>TPos</th> <th>Remark</th> </tr> <tr> <th>Freq</th> <th>Level</th> <th>Level</th> <th>Factor</th> <th>Loss Factor</th> <th></th> <th></th> <th></th> </tr> <tr> <th>MHz</th> <th>dBuV/m</th> <th>dBuV/m</th> <th>dB</th> <th>dBuV</th> <th>dB/m</th> <th>dB</th> <th>cm</th> </tr> </thead> <tbody> <tr> <td>1</td> <td>5310.00</td> <td>93.64</td> <td>-----</td> <td>-----</td> <td>83.23</td> <td>34.75</td> <td>8.23</td> <td>32.57</td> <td>400</td> <td>21</td> <td>AVERAGE</td> </tr> </tbody> </table>	Limit	Read	Ant	Cable	Preamp	APos	TPos	Remark	Freq	Level	Level	Factor	Loss Factor				MHz	dBuV/m	dBuV/m	dB	dBuV	dB/m	dB	cm	1	5310.00	93.64	-----	-----	83.23	34.75	8.23	32.57	400	21	AVERAGE
Limit	Read	Ant	Cable	Preamp	APos	TPos	Remark																																																																			
Freq	Level	Level	Factor	Loss Factor																																																																						
MHz	dBuV/m	dBuV/m	dB	dBuV	dB/m	dB	cm																																																																			
1	5053.94	41.42	54.00	-12.58	31.70	34.55	7.85	32.68	400	21	AVERAGE																																																															
Limit	Read	Ant	Cable	Preamp	APos	TPos	Remark																																																																			
Freq	Level	Level	Factor	Loss Factor																																																																						
MHz	dBuV/m	dBuV/m	dB	dBuV	dB/m	dB	cm																																																																			
1	5310.00	93.64	-----	-----	83.23	34.75	8.23	32.57	400	21	AVERAGE																																																															



Mode	22																																									
	Band Edge - R																																									
	U-NII-2A_5.47-5.725_802.11ac VHT40_CH62_5310MHz																																									
Pol.	Vertical	Fundamental																																								
Peak	<p>Date: 2024-06-25</p> <table border="1"> <thead> <tr> <th>Limit</th> <th>Read</th> <th>Ant</th> <th>Cable</th> <th>Preamp</th> <th>APos</th> <th>TPos</th> <th>Remark</th> </tr> <tr> <th>Freq</th> <th>Level</th> <th>Line</th> <th>Margin</th> <th>Level</th> <th>Factor</th> <th>Loss</th> <th>Factor</th> </tr> <tr> <th>MHz</th> <th>dBuV/m</th> <th>dBuV/m</th> <th>dB</th> <th>dBuV</th> <th>dB/m</th> <th>dB</th> <th>dB</th> </tr> </thead> <tbody> <tr> <td>1 5350.50</td> <td>53.69</td> <td>74.00</td> <td>-20.31</td> <td>43.14</td> <td>34.78</td> <td>8.33</td> <td>32.56</td> </tr> <tr> <td></td> <td></td> <td></td> <td></td> <td></td> <td></td> <td>400</td> <td>21 PEAK</td> </tr> </tbody> </table>	Limit	Read	Ant	Cable	Preamp	APos	TPos	Remark	Freq	Level	Line	Margin	Level	Factor	Loss	Factor	MHz	dBuV/m	dBuV/m	dB	dBuV	dB/m	dB	dB	1 5350.50	53.69	74.00	-20.31	43.14	34.78	8.33	32.56							400	21 PEAK	Blank
Limit	Read	Ant	Cable	Preamp	APos	TPos	Remark																																			
Freq	Level	Line	Margin	Level	Factor	Loss	Factor																																			
MHz	dBuV/m	dBuV/m	dB	dBuV	dB/m	dB	dB																																			
1 5350.50	53.69	74.00	-20.31	43.14	34.78	8.33	32.56																																			
						400	21 PEAK																																			
Avg	<p>Date: 2024-06-25</p> <table border="1"> <thead> <tr> <th>Limit</th> <th>Read</th> <th>Ant</th> <th>Cable</th> <th>Preamp</th> <th>APos</th> <th>TPos</th> <th>Remark</th> </tr> <tr> <th>Freq</th> <th>Level</th> <th>Line</th> <th>Margin</th> <th>Level</th> <th>Factor</th> <th>Loss</th> <th>Factor</th> </tr> <tr> <th>MHz</th> <th>dBuV/m</th> <th>dBuV/m</th> <th>dB</th> <th>dBuV</th> <th>dB/m</th> <th>dB</th> <th>dB</th> </tr> </thead> <tbody> <tr> <td>1 5350.65</td> <td>45.17</td> <td>54.00</td> <td>-8.83</td> <td>34.62</td> <td>34.78</td> <td>8.33</td> <td>32.56</td> </tr> <tr> <td></td> <td></td> <td></td> <td></td> <td></td> <td></td> <td>400</td> <td>21 AVERAGE</td> </tr> </tbody> </table>	Limit	Read	Ant	Cable	Preamp	APos	TPos	Remark	Freq	Level	Line	Margin	Level	Factor	Loss	Factor	MHz	dBuV/m	dBuV/m	dB	dBuV	dB/m	dB	dB	1 5350.65	45.17	54.00	-8.83	34.62	34.78	8.33	32.56							400	21 AVERAGE	Blank
Limit	Read	Ant	Cable	Preamp	APos	TPos	Remark																																			
Freq	Level	Line	Margin	Level	Factor	Loss	Factor																																			
MHz	dBuV/m	dBuV/m	dB	dBuV	dB/m	dB	dB																																			
1 5350.65	45.17	54.00	-8.83	34.62	34.78	8.33	32.56																																			
						400	21 AVERAGE																																			



Mode	22																																																																																																
	Harmonic																																																																																																
	U-NII-2A_5.47-5.725_802.11ac VHT40_CH62_5310MHz																																																																																																
Pol.	Horizontal	Vertical																																																																																															
Peak Avg	<p>Date: 2024-06-26</p>	<p>Date: 2024-06-26</p>																																																																																															
	<table border="1"> <thead> <tr> <th>Limit</th> <th>Read</th> <th>Ant</th> <th>Cable</th> <th>Preamp</th> <th>APos</th> <th>TPos</th> <th>Remark</th> </tr> <tr> <th>Freq</th> <th>Level</th> <th>Line Margin</th> <th>Level</th> <th>Factor</th> <th>Loss Factor</th> <th></th> <th></th> </tr> <tr> <th>MHz</th> <th>dBuV/m</th> <th>dBuV/m</th> <th>dB</th> <th>dBuV</th> <th>dB/m</th> <th>dB</th> <th>dB</th> </tr> </thead> <tbody> <tr> <td>1</td> <td>10620.00</td> <td>48.03</td> <td>74.00</td> <td>-25.97</td> <td>58.30</td> <td>37.52</td> <td>10.92</td> <td>58.71</td> <td>--</td> <td>--</td> <td>Peak</td> </tr> <tr> <td>2</td> <td>15930.00</td> <td>49.06</td> <td>74.00</td> <td>-24.94</td> <td>56.45</td> <td>39.25</td> <td>12.70</td> <td>59.34</td> <td>--</td> <td>--</td> <td>Peak</td> </tr> </tbody> </table>	Limit	Read	Ant	Cable	Preamp	APos	TPos	Remark	Freq	Level	Line Margin	Level	Factor	Loss Factor			MHz	dBuV/m	dBuV/m	dB	dBuV	dB/m	dB	dB	1	10620.00	48.03	74.00	-25.97	58.30	37.52	10.92	58.71	--	--	Peak	2	15930.00	49.06	74.00	-24.94	56.45	39.25	12.70	59.34	--	--	Peak	<table border="1"> <thead> <tr> <th>Limit</th> <th>Read</th> <th>Ant</th> <th>Cable</th> <th>Preamp</th> <th>APos</th> <th>TPos</th> <th>Remark</th> </tr> <tr> <th>Freq</th> <th>Level</th> <th>Line Margin</th> <th>Level</th> <th>Factor</th> <th>Loss Factor</th> <th></th> <th></th> </tr> <tr> <th>MHz</th> <th>dBuV/m</th> <th>dBuV/m</th> <th>dB</th> <th>dBuV</th> <th>dB/m</th> <th>dB</th> <th>dB</th> </tr> </thead> <tbody> <tr> <td>1</td> <td>10620.00</td> <td>47.00</td> <td>74.00</td> <td>-27.00</td> <td>57.27</td> <td>37.52</td> <td>10.92</td> <td>58.71</td> <td>--</td> <td>--</td> <td>Peak</td> </tr> <tr> <td>2</td> <td>15930.00</td> <td>49.74</td> <td>74.00</td> <td>-24.26</td> <td>57.13</td> <td>39.25</td> <td>12.70</td> <td>59.34</td> <td>--</td> <td>--</td> <td>Peak</td> </tr> </tbody> </table>	Limit	Read	Ant	Cable	Preamp	APos	TPos	Remark	Freq	Level	Line Margin	Level	Factor	Loss Factor			MHz	dBuV/m	dBuV/m	dB	dBuV	dB/m	dB	dB	1	10620.00	47.00	74.00	-27.00	57.27	37.52	10.92	58.71	--	--	Peak	2	15930.00	49.74	74.00	-24.26	57.13	39.25	12.70	59.34	--	--
Limit	Read	Ant	Cable	Preamp	APos	TPos	Remark																																																																																										
Freq	Level	Line Margin	Level	Factor	Loss Factor																																																																																												
MHz	dBuV/m	dBuV/m	dB	dBuV	dB/m	dB	dB																																																																																										
1	10620.00	48.03	74.00	-25.97	58.30	37.52	10.92	58.71	--	--	Peak																																																																																						
2	15930.00	49.06	74.00	-24.94	56.45	39.25	12.70	59.34	--	--	Peak																																																																																						
Limit	Read	Ant	Cable	Preamp	APos	TPos	Remark																																																																																										
Freq	Level	Line Margin	Level	Factor	Loss Factor																																																																																												
MHz	dBuV/m	dBuV/m	dB	dBuV	dB/m	dB	dB																																																																																										
1	10620.00	47.00	74.00	-27.00	57.27	37.52	10.92	58.71	--	--	Peak																																																																																						
2	15930.00	49.74	74.00	-24.26	57.13	39.25	12.70	59.34	--	--	Peak																																																																																						



		23																																																																																									
Mode	Band Edge - L																																																																																										
	U-NII-2C_5.47-5.725_802.11ac_VHT40_CH102_5510MHz																																																																																										
Pol.	Horizontal		Fundamental																																																																																								
Peak																																																																																											
	<table border="1"> <thead> <tr> <th></th> <th>Limit</th> <th>Read</th> <th>Ant</th> <th>Cable</th> <th>Preamp</th> <th>Apos</th> <th>TPos</th> <th></th> </tr> <tr> <th>Freq</th> <th>Level</th> <th>Line</th> <th>Level</th> <th>Factor</th> <th>Loss</th> <th>Factor</th> <th></th> <th>Remark</th> </tr> <tr> <th></th> <th>MHz</th> <th>dBuV/m</th> <th>dBuV/m</th> <th>dB</th> <th>dBuV</th> <th>dB/m</th> <th>dB</th> <th>cm</th> <th>deg</th> </tr> </thead> <tbody> <tr> <td>1</td> <td>5452.72</td> <td>51.08</td> <td>74.00</td> <td>-22.92</td> <td>40.31</td> <td>34.86</td> <td>8.42</td> <td>32.51</td> <td>389</td> <td>81 PEAK</td> </tr> <tr> <td>2</td> <td>5470.00</td> <td>53.92</td> <td>68.30</td> <td>-14.38</td> <td>43.16</td> <td>34.87</td> <td>8.40</td> <td>32.51</td> <td>389</td> <td>81 PEAK</td> </tr> </tbody> </table>			Limit	Read	Ant	Cable	Preamp	Apos	TPos		Freq	Level	Line	Level	Factor	Loss	Factor		Remark		MHz	dBuV/m	dBuV/m	dB	dBuV	dB/m	dB	cm	deg	1	5452.72	51.08	74.00	-22.92	40.31	34.86	8.42	32.51	389	81 PEAK	2	5470.00	53.92	68.30	-14.38	43.16	34.87	8.40	32.51	389	81 PEAK	<table border="1"> <thead> <tr> <th></th> <th>Limit</th> <th>Read</th> <th>Ant</th> <th>Cable</th> <th>Preamp</th> <th>Apos</th> <th>TPos</th> <th></th> </tr> <tr> <th>Freq</th> <th>Level</th> <th>Line</th> <th>Level</th> <th>Factor</th> <th>Loss</th> <th>Factor</th> <th></th> <th>Remark</th> </tr> <tr> <th></th> <th>MHz</th> <th>dBuV/m</th> <th>dBuV/m</th> <th>dB</th> <th>dBuV</th> <th>dB/m</th> <th>dB</th> <th>cm</th> <th>deg</th> </tr> </thead> <tbody> <tr> <td>1</td> <td>5510.00</td> <td>99.27</td> <td>-----</td> <td>-----</td> <td>88.53</td> <td>34.90</td> <td>8.34</td> <td>32.50</td> <td>389</td> <td>81 PEAK</td> </tr> </tbody> </table>		Limit	Read	Ant	Cable	Preamp	Apos	TPos		Freq	Level	Line	Level	Factor	Loss	Factor		Remark		MHz	dBuV/m	dBuV/m	dB	dBuV	dB/m	dB	cm	deg	1	5510.00	99.27	-----	-----	88.53	34.90	8.34	32.50	389
	Limit	Read	Ant	Cable	Preamp	Apos	TPos																																																																																				
Freq	Level	Line	Level	Factor	Loss	Factor		Remark																																																																																			
	MHz	dBuV/m	dBuV/m	dB	dBuV	dB/m	dB	cm	deg																																																																																		
1	5452.72	51.08	74.00	-22.92	40.31	34.86	8.42	32.51	389	81 PEAK																																																																																	
2	5470.00	53.92	68.30	-14.38	43.16	34.87	8.40	32.51	389	81 PEAK																																																																																	
	Limit	Read	Ant	Cable	Preamp	Apos	TPos																																																																																				
Freq	Level	Line	Level	Factor	Loss	Factor		Remark																																																																																			
	MHz	dBuV/m	dBuV/m	dB	dBuV	dB/m	dB	cm	deg																																																																																		
1	5510.00	99.27	-----	-----	88.53	34.90	8.34	32.50	389	81 PEAK																																																																																	
Avg																																																																																											
	<table border="1"> <thead> <tr> <th></th> <th>Limit</th> <th>Read</th> <th>Ant</th> <th>Cable</th> <th>Preamp</th> <th>Apos</th> <th>TPos</th> <th></th> </tr> <tr> <th>Freq</th> <th>Level</th> <th>Line</th> <th>Level</th> <th>Factor</th> <th>Loss</th> <th>Factor</th> <th></th> <th>Remark</th> </tr> <tr> <th></th> <th>MHz</th> <th>dBuV/m</th> <th>dBuV/m</th> <th>dB</th> <th>dBuV</th> <th>dB/m</th> <th>dB</th> <th>cm</th> <th>deg</th> </tr> </thead> <tbody> <tr> <td>1</td> <td>5458.64</td> <td>42.03</td> <td>54.00</td> <td>-11.97</td> <td>31.27</td> <td>34.86</td> <td>8.41</td> <td>32.51</td> <td>389</td> <td>81 AVERAGE</td> </tr> </tbody> </table>			Limit	Read	Ant	Cable	Preamp	Apos	TPos		Freq	Level	Line	Level	Factor	Loss	Factor		Remark		MHz	dBuV/m	dBuV/m	dB	dBuV	dB/m	dB	cm	deg	1	5458.64	42.03	54.00	-11.97	31.27	34.86	8.41	32.51	389	81 AVERAGE	<table border="1"> <thead> <tr> <th></th> <th>Limit</th> <th>Read</th> <th>Ant</th> <th>Cable</th> <th>Preamp</th> <th>Apos</th> <th>TPos</th> <th></th> </tr> <tr> <th>Freq</th> <th>Level</th> <th>Line</th> <th>Level</th> <th>Factor</th> <th>Loss</th> <th>Factor</th> <th></th> <th>Remark</th> </tr> <tr> <th></th> <th>MHz</th> <th>dBuV/m</th> <th>dBuV/m</th> <th>dB</th> <th>dBuV</th> <th>dB/m</th> <th>dB</th> <th>cm</th> <th>deg</th> </tr> </thead> <tbody> <tr> <td>1</td> <td>5510.00</td> <td>92.60</td> <td>-----</td> <td>-----</td> <td>81.86</td> <td>34.90</td> <td>8.34</td> <td>32.50</td> <td>389</td> <td>81 AVERAGE</td> </tr> </tbody> </table>		Limit	Read	Ant	Cable	Preamp	Apos	TPos		Freq	Level	Line	Level	Factor	Loss	Factor		Remark		MHz	dBuV/m	dBuV/m	dB	dBuV	dB/m	dB	cm	deg	1	5510.00	92.60	-----	-----	81.86	34.90	8.34	32.50	389	81 AVERAGE										
	Limit	Read	Ant	Cable	Preamp	Apos	TPos																																																																																				
Freq	Level	Line	Level	Factor	Loss	Factor		Remark																																																																																			
	MHz	dBuV/m	dBuV/m	dB	dBuV	dB/m	dB	cm	deg																																																																																		
1	5458.64	42.03	54.00	-11.97	31.27	34.86	8.41	32.51	389	81 AVERAGE																																																																																	
	Limit	Read	Ant	Cable	Preamp	Apos	TPos																																																																																				
Freq	Level	Line	Level	Factor	Loss	Factor		Remark																																																																																			
	MHz	dBuV/m	dBuV/m	dB	dBuV	dB/m	dB	cm	deg																																																																																		
1	5510.00	92.60	-----	-----	81.86	34.90	8.34	32.50	389	81 AVERAGE																																																																																	



Mode	23																																																	
	Band Edge - R																																																	
	U-NII-2C_5.47-5.725_802.11ac VHT40_CH102_5510MHz																																																	
Pol.	Horizontal	Fundamental																																																
Peak	<p>Date: 2024-06-25</p> <table border="1"> <thead> <tr> <th>Limit</th> <th>Read</th> <th>Ant</th> <th>Cable</th> <th>Preamp</th> <th>APos</th> <th>TPos</th> <th>Remark</th> </tr> <tr> <th>Freq</th> <th>Level</th> <th>Line</th> <th>Margin</th> <th>Level</th> <th>Factor</th> <th>Loss</th> <th>Factor</th> </tr> <tr> <th>MHz</th> <th>dBuV/m</th> <th>dBuV/m</th> <th>dB</th> <th>dBuV</th> <th>dB/m</th> <th>dB</th> <th>dB</th> </tr> </thead> <tbody> <tr> <td>1 5757.86</td> <td>51.80</td> <td>68.30</td> <td>-16.50</td> <td>40.45</td> <td>35.05</td> <td>8.80</td> <td>32.50</td> </tr> <tr> <td></td> <td></td> <td></td> <td></td> <td></td> <td></td> <td>cm</td> <td>deg</td> </tr> <tr> <td></td> <td></td> <td></td> <td></td> <td></td> <td></td> <td>389</td> <td>81 PEAK</td> </tr> </tbody> </table>	Limit	Read	Ant	Cable	Preamp	APos	TPos	Remark	Freq	Level	Line	Margin	Level	Factor	Loss	Factor	MHz	dBuV/m	dBuV/m	dB	dBuV	dB/m	dB	dB	1 5757.86	51.80	68.30	-16.50	40.45	35.05	8.80	32.50							cm	deg							389	81 PEAK	Blank
Limit	Read	Ant	Cable	Preamp	APos	TPos	Remark																																											
Freq	Level	Line	Margin	Level	Factor	Loss	Factor																																											
MHz	dBuV/m	dBuV/m	dB	dBuV	dB/m	dB	dB																																											
1 5757.86	51.80	68.30	-16.50	40.45	35.05	8.80	32.50																																											
						cm	deg																																											
						389	81 PEAK																																											



Mode	23																																																																									
	Band Edge - L																																																																									
	U-NII-2C_5.47-5.725_802.11ac VHT40_CH102_5510MHz																																																																									
Pol.	Vertical	Fundamental																																																																								
Peak	<table border="1"> <thead> <tr> <th>Limit</th> <th>Read</th> <th>Ant</th> <th>Cable</th> <th>Preamp</th> <th>APos</th> <th>TPos</th> <th>Remark</th> </tr> <tr> <th>Freq</th> <th>Level</th> <th>Line</th> <th>Margin</th> <th>Level</th> <th>Factor</th> <th>Loss</th> <th>Factor</th> <th>cm</th> <th>deg</th> </tr> </thead> <tbody> <tr> <td>1</td> <td>5459.28</td> <td>54.27</td> <td>74.00</td> <td>-19.73</td> <td>43.51</td> <td>34.86</td> <td>8.41</td> <td>32.51</td> <td>302</td> <td>198</td> <td>PEAK</td> </tr> <tr> <td>2</td> <td>5469.52</td> <td>57.02</td> <td>68.30</td> <td>-11.28</td> <td>46.26</td> <td>34.87</td> <td>8.40</td> <td>32.51</td> <td>302</td> <td>198</td> <td>PEAK</td> </tr> </tbody> </table>	Limit	Read	Ant	Cable	Preamp	APos	TPos	Remark	Freq	Level	Line	Margin	Level	Factor	Loss	Factor	cm	deg	1	5459.28	54.27	74.00	-19.73	43.51	34.86	8.41	32.51	302	198	PEAK	2	5469.52	57.02	68.30	-11.28	46.26	34.87	8.40	32.51	302	198	PEAK	<table border="1"> <thead> <tr> <th>Limit</th> <th>Read</th> <th>Ant</th> <th>Cable</th> <th>Preamp</th> <th>APos</th> <th>TPos</th> <th>Remark</th> </tr> <tr> <th>Freq</th> <th>Level</th> <th>Line</th> <th>Margin</th> <th>Level</th> <th>Factor</th> <th>Loss</th> <th>Factor</th> <th>cm</th> <th>deg</th> </tr> </thead> <tbody> <tr> <td>1</td> <td>5510.00</td> <td>101.97</td> <td>-----</td> <td>-----</td> <td>91.22</td> <td>34.90</td> <td>8.35</td> <td>32.50</td> <td>302</td> <td>198</td> <td>PEAK</td> </tr> </tbody> </table>	Limit	Read	Ant	Cable	Preamp	APos	TPos	Remark	Freq	Level	Line	Margin	Level	Factor	Loss	Factor	cm	deg	1	5510.00	101.97	-----	-----	91.22	34.90	8.35	32.50	302	198	PEAK
	Limit	Read	Ant	Cable	Preamp	APos	TPos	Remark																																																																		
Freq	Level	Line	Margin	Level	Factor	Loss	Factor	cm	deg																																																																	
1	5459.28	54.27	74.00	-19.73	43.51	34.86	8.41	32.51	302	198	PEAK																																																															
2	5469.52	57.02	68.30	-11.28	46.26	34.87	8.40	32.51	302	198	PEAK																																																															
Limit	Read	Ant	Cable	Preamp	APos	TPos	Remark																																																																			
Freq	Level	Line	Margin	Level	Factor	Loss	Factor	cm	deg																																																																	
1	5510.00	101.97	-----	-----	91.22	34.90	8.35	32.50	302	198	PEAK																																																															
Avg	<table border="1"> <thead> <tr> <th>Limit</th> <th>Read</th> <th>Ant</th> <th>Cable</th> <th>Preamp</th> <th>APos</th> <th>TPos</th> <th>Remark</th> </tr> <tr> <th>Freq</th> <th>Level</th> <th>Line</th> <th>Margin</th> <th>Level</th> <th>Factor</th> <th>Loss</th> <th>Factor</th> <th>cm</th> <th>deg</th> </tr> </thead> <tbody> <tr> <td>1</td> <td>5453.52</td> <td>45.39</td> <td>54.00</td> <td>-8.61</td> <td>34.62</td> <td>34.86</td> <td>8.42</td> <td>32.51</td> <td>302</td> <td>198</td> <td>AVERAGE</td> </tr> </tbody> </table>	Limit	Read	Ant	Cable	Preamp	APos	TPos	Remark	Freq	Level	Line	Margin	Level	Factor	Loss	Factor	cm	deg	1	5453.52	45.39	54.00	-8.61	34.62	34.86	8.42	32.51	302	198	AVERAGE	<table border="1"> <thead> <tr> <th>Limit</th> <th>Read</th> <th>Ant</th> <th>Cable</th> <th>Preamp</th> <th>APos</th> <th>TPos</th> <th>Remark</th> </tr> <tr> <th>Freq</th> <th>Level</th> <th>Line</th> <th>Margin</th> <th>Level</th> <th>Factor</th> <th>Loss</th> <th>Factor</th> <th>cm</th> <th>deg</th> </tr> </thead> <tbody> <tr> <td>1</td> <td>5510.00</td> <td>95.25</td> <td>-----</td> <td>-----</td> <td>84.51</td> <td>34.90</td> <td>8.34</td> <td>32.50</td> <td>302</td> <td>198</td> <td>AVERAGE</td> </tr> </tbody> </table>	Limit	Read	Ant	Cable	Preamp	APos	TPos	Remark	Freq	Level	Line	Margin	Level	Factor	Loss	Factor	cm	deg	1	5510.00	95.25	-----	-----	84.51	34.90	8.34	32.50	302	198	AVERAGE												
Limit	Read	Ant	Cable	Preamp	APos	TPos	Remark																																																																			
Freq	Level	Line	Margin	Level	Factor	Loss	Factor	cm	deg																																																																	
1	5453.52	45.39	54.00	-8.61	34.62	34.86	8.42	32.51	302	198	AVERAGE																																																															
Limit	Read	Ant	Cable	Preamp	APos	TPos	Remark																																																																			
Freq	Level	Line	Margin	Level	Factor	Loss	Factor	cm	deg																																																																	
1	5510.00	95.25	-----	-----	84.51	34.90	8.34	32.50	302	198	AVERAGE																																																															



Mode	23																																		
	Band Edge - R																																		
	U-NII-2C_5.47-5.725_802.11ac VHT40_CH102_5510MHz																																		
Pol.	Vertical	Fundamental																																	
Peak	<p>Date: 2024-06-25</p> <table border="1"> <thead> <tr> <th>Limit</th> <th>Read</th> <th>Ant</th> <th>Cable</th> <th>Preamp</th> <th>APos</th> <th>TPos</th> <th>Remark</th> </tr> <tr> <th>Freq</th> <th>Level</th> <th>Line</th> <th>Margin</th> <th>Level</th> <th>Factor</th> <th>Loss</th> <th>Factor</th> </tr> <tr> <th>MHz</th> <th>dBuV/m</th> <th>dBuV/m</th> <th>dB</th> <th>dBuV</th> <th>dB/m</th> <th>dB</th> <th>cm</th> </tr> </thead> <tbody> <tr> <td>1 5733.13</td> <td>52.03</td> <td>68.30</td> <td>-16.27</td> <td>40.79</td> <td>35.04</td> <td>8.70</td> <td>32.50</td> <td>302 198 PEAK</td> </tr> </tbody> </table>	Limit	Read	Ant	Cable	Preamp	APos	TPos	Remark	Freq	Level	Line	Margin	Level	Factor	Loss	Factor	MHz	dBuV/m	dBuV/m	dB	dBuV	dB/m	dB	cm	1 5733.13	52.03	68.30	-16.27	40.79	35.04	8.70	32.50	302 198 PEAK	Blank
Limit	Read	Ant	Cable	Preamp	APos	TPos	Remark																												
Freq	Level	Line	Margin	Level	Factor	Loss	Factor																												
MHz	dBuV/m	dBuV/m	dB	dBuV	dB/m	dB	cm																												
1 5733.13	52.03	68.30	-16.27	40.79	35.04	8.70	32.50	302 198 PEAK																											



Mode	23																																																																																																
	Harmonic																																																																																																
	U-NII-2C_5.47-5.725_802.11ac_VHT40_CH102_5510MHz																																																																																																
Pol.	Horizontal	Vertical																																																																																															
Peak Avg	<p>Date: 2024-06-26</p>	<p>Date: 2024-06-26</p>																																																																																															
	<table border="1"> <thead> <tr> <th>Limit</th> <th>Read</th> <th>Ant</th> <th>Cable</th> <th>Preamp</th> <th>APos</th> <th>TPos</th> <th>Remark</th> </tr> <tr> <th>Freq</th> <th>Level</th> <th>Line Margin</th> <th>Level</th> <th>Factor</th> <th>Loss Factor</th> <th></th> <th></th> </tr> <tr> <th>MHz</th> <th>dBuV/m</th> <th>dBuV/m</th> <th>dB</th> <th>dBuV</th> <th>dB/m</th> <th>dB</th> <th>dB</th> </tr> </thead> <tbody> <tr> <td>1</td> <td>11020.00</td> <td>46.91</td> <td>74.00</td> <td>-27.09</td> <td>56.35</td> <td>37.61</td> <td>11.22</td> <td>58.27</td> <td>--</td> <td>--</td> <td>Peak</td> </tr> <tr> <td>2</td> <td>16530.00</td> <td>46.69</td> <td>68.30</td> <td>-21.61</td> <td>53.06</td> <td>39.52</td> <td>12.92</td> <td>58.81</td> <td>--</td> <td>--</td> <td>Peak</td> </tr> </tbody> </table>	Limit	Read	Ant	Cable	Preamp	APos	TPos	Remark	Freq	Level	Line Margin	Level	Factor	Loss Factor			MHz	dBuV/m	dBuV/m	dB	dBuV	dB/m	dB	dB	1	11020.00	46.91	74.00	-27.09	56.35	37.61	11.22	58.27	--	--	Peak	2	16530.00	46.69	68.30	-21.61	53.06	39.52	12.92	58.81	--	--	Peak	<table border="1"> <thead> <tr> <th>Limit</th> <th>Read</th> <th>Ant</th> <th>Cable</th> <th>Preamp</th> <th>APos</th> <th>TPos</th> <th>Remark</th> </tr> <tr> <th>Freq</th> <th>Level</th> <th>Line Margin</th> <th>Level</th> <th>Factor</th> <th>Loss Factor</th> <th></th> <th></th> </tr> <tr> <th>MHz</th> <th>dBuV/m</th> <th>dBuV/m</th> <th>dB</th> <th>dBuV</th> <th>dB/m</th> <th>dB</th> <th>dB</th> </tr> </thead> <tbody> <tr> <td>1</td> <td>11020.00</td> <td>46.83</td> <td>74.00</td> <td>-27.17</td> <td>56.27</td> <td>37.61</td> <td>11.22</td> <td>58.27</td> <td>--</td> <td>--</td> <td>Peak</td> </tr> <tr> <td>2</td> <td>16530.00</td> <td>46.93</td> <td>68.30</td> <td>-21.37</td> <td>53.30</td> <td>39.52</td> <td>12.92</td> <td>58.81</td> <td>--</td> <td>--</td> <td>Peak</td> </tr> </tbody> </table>	Limit	Read	Ant	Cable	Preamp	APos	TPos	Remark	Freq	Level	Line Margin	Level	Factor	Loss Factor			MHz	dBuV/m	dBuV/m	dB	dBuV	dB/m	dB	dB	1	11020.00	46.83	74.00	-27.17	56.27	37.61	11.22	58.27	--	--	Peak	2	16530.00	46.93	68.30	-21.37	53.30	39.52	12.92	58.81	--	--
Limit	Read	Ant	Cable	Preamp	APos	TPos	Remark																																																																																										
Freq	Level	Line Margin	Level	Factor	Loss Factor																																																																																												
MHz	dBuV/m	dBuV/m	dB	dBuV	dB/m	dB	dB																																																																																										
1	11020.00	46.91	74.00	-27.09	56.35	37.61	11.22	58.27	--	--	Peak																																																																																						
2	16530.00	46.69	68.30	-21.61	53.06	39.52	12.92	58.81	--	--	Peak																																																																																						
Limit	Read	Ant	Cable	Preamp	APos	TPos	Remark																																																																																										
Freq	Level	Line Margin	Level	Factor	Loss Factor																																																																																												
MHz	dBuV/m	dBuV/m	dB	dBuV	dB/m	dB	dB																																																																																										
1	11020.00	46.83	74.00	-27.17	56.27	37.61	11.22	58.27	--	--	Peak																																																																																						
2	16530.00	46.93	68.30	-21.37	53.30	39.52	12.92	58.81	--	--	Peak																																																																																						



		24																																																																																														
Mode	Band Edge - L																																																																																															
	U-NII-2C_5.47-5.725_802.11ac VHT40_CH110_5550MHz																																																																																															
Pol.	Horizontal		Fundamental																																																																																													
Peak	<table border="1"> <thead> <tr> <th></th> <th>Limit</th> <th>Read</th> <th>Ant</th> <th>Cable</th> <th>Preamp</th> <th>Apos</th> <th>TPos</th> <th></th> </tr> <tr> <th>Freq</th> <th>Level</th> <th>Line Margin</th> <th>Level Factor</th> <th>Loss Factor</th> <th></th> <th></th> <th></th> <th>Remark</th> </tr> <tr> <th></th> <th>MHz</th> <th>dBuV/m</th> <th>dBuV/m</th> <th>dB</th> <th>dBuV</th> <th>dB/m</th> <th>dB</th> <th>cm</th> <th>deg</th> </tr> </thead> <tbody> <tr> <td>1</td> <td>5446.00</td> <td>49.84</td> <td>74.00</td> <td>-24.16</td> <td>39.08</td> <td>34.85</td> <td>8.43</td> <td>32.52</td> <td>400</td> <td>91</td> <td>PEAK</td> </tr> <tr> <td>2</td> <td>5469.00</td> <td>50.04</td> <td>68.30</td> <td>-18.26</td> <td>39.28</td> <td>34.87</td> <td>8.40</td> <td>32.51</td> <td>400</td> <td>91</td> <td>PEAK</td> </tr> </tbody> </table>			Limit	Read	Ant	Cable	Preamp	Apos	TPos		Freq	Level	Line Margin	Level Factor	Loss Factor				Remark		MHz	dBuV/m	dBuV/m	dB	dBuV	dB/m	dB	cm	deg	1	5446.00	49.84	74.00	-24.16	39.08	34.85	8.43	32.52	400	91	PEAK	2	5469.00	50.04	68.30	-18.26	39.28	34.87	8.40	32.51	400	91	PEAK	<table border="1"> <thead> <tr> <th></th> <th>Limit</th> <th>Read</th> <th>Ant</th> <th>Cable</th> <th>Preamp</th> <th>Apos</th> <th>TPos</th> <th></th> </tr> <tr> <th>Freq</th> <th>Level</th> <th>Line Margin</th> <th>Level Factor</th> <th>Loss Factor</th> <th></th> <th></th> <th></th> <th>Remark</th> </tr> <tr> <th></th> <th>MHz</th> <th>dBuV/m</th> <th>dBuV/m</th> <th>dB</th> <th>dBuV</th> <th>dB/m</th> <th>dB</th> <th>cm</th> <th>deg</th> </tr> </thead> <tbody> <tr> <td>1</td> <td>5550.00</td> <td>96.83</td> <td>-----</td> <td>-----</td> <td>86.12</td> <td>34.94</td> <td>8.27</td> <td>32.50</td> <td>400</td> <td>91</td> <td>PEAK</td> </tr> </tbody> </table>			Limit	Read	Ant	Cable	Preamp	Apos	TPos		Freq	Level	Line Margin	Level Factor	Loss Factor				Remark		MHz	dBuV/m	dBuV/m	dB	dBuV	dB/m	dB	cm	deg	1	5550.00	96.83	-----	-----	86.12	34.94	8.27	32.50	400	91	PEAK
		Limit	Read	Ant	Cable	Preamp	Apos	TPos																																																																																								
Freq	Level	Line Margin	Level Factor	Loss Factor				Remark																																																																																								
	MHz	dBuV/m	dBuV/m	dB	dBuV	dB/m	dB	cm	deg																																																																																							
1	5446.00	49.84	74.00	-24.16	39.08	34.85	8.43	32.52	400	91	PEAK																																																																																					
2	5469.00	50.04	68.30	-18.26	39.28	34.87	8.40	32.51	400	91	PEAK																																																																																					
	Limit	Read	Ant	Cable	Preamp	Apos	TPos																																																																																									
Freq	Level	Line Margin	Level Factor	Loss Factor				Remark																																																																																								
	MHz	dBuV/m	dBuV/m	dB	dBuV	dB/m	dB	cm	deg																																																																																							
1	5550.00	96.83	-----	-----	86.12	34.94	8.27	32.50	400	91	PEAK																																																																																					
Avg	<table border="1"> <thead> <tr> <th></th> <th>Limit</th> <th>Read</th> <th>Ant</th> <th>Cable</th> <th>Preamp</th> <th>Apos</th> <th>TPos</th> <th></th> </tr> <tr> <th>Freq</th> <th>Level</th> <th>Line Margin</th> <th>Level Factor</th> <th>Loss Factor</th> <th></th> <th></th> <th></th> <th>Remark</th> </tr> <tr> <th></th> <th>MHz</th> <th>dBuV/m</th> <th>dBuV/m</th> <th>dB</th> <th>dBuV</th> <th>dB/m</th> <th>dB</th> <th>cm</th> <th>deg</th> </tr> </thead> <tbody> <tr> <td>1</td> <td>5451.60</td> <td>40.71</td> <td>54.00</td> <td>-13.29</td> <td>29.95</td> <td>34.86</td> <td>8.42</td> <td>32.52</td> <td>400</td> <td>91</td> <td>AVERAGE</td> </tr> </tbody> </table>			Limit	Read	Ant	Cable	Preamp	Apos	TPos		Freq	Level	Line Margin	Level Factor	Loss Factor				Remark		MHz	dBuV/m	dBuV/m	dB	dBuV	dB/m	dB	cm	deg	1	5451.60	40.71	54.00	-13.29	29.95	34.86	8.42	32.52	400	91	AVERAGE	<table border="1"> <thead> <tr> <th></th> <th>Limit</th> <th>Read</th> <th>Ant</th> <th>Cable</th> <th>Preamp</th> <th>Apos</th> <th>TPos</th> <th></th> </tr> <tr> <th>Freq</th> <th>Level</th> <th>Line Margin</th> <th>Level Factor</th> <th>Loss Factor</th> <th></th> <th></th> <th></th> <th>Remark</th> </tr> <tr> <th></th> <th>MHz</th> <th>dBuV/m</th> <th>dBuV/m</th> <th>dB</th> <th>dBuV</th> <th>dB/m</th> <th>dB</th> <th>cm</th> <th>deg</th> </tr> </thead> <tbody> <tr> <td>1</td> <td>5550.00</td> <td>90.66</td> <td>-----</td> <td>-----</td> <td>79.95</td> <td>34.94</td> <td>8.27</td> <td>32.50</td> <td>400</td> <td>91</td> <td>AVERAGE</td> </tr> </tbody> </table>			Limit	Read	Ant	Cable	Preamp	Apos	TPos		Freq	Level	Line Margin	Level Factor	Loss Factor				Remark		MHz	dBuV/m	dBuV/m	dB	dBuV	dB/m	dB	cm	deg	1	5550.00	90.66	-----	-----	79.95	34.94	8.27	32.50	400	91	AVERAGE												
	Limit	Read	Ant	Cable	Preamp	Apos	TPos																																																																																									
Freq	Level	Line Margin	Level Factor	Loss Factor				Remark																																																																																								
	MHz	dBuV/m	dBuV/m	dB	dBuV	dB/m	dB	cm	deg																																																																																							
1	5451.60	40.71	54.00	-13.29	29.95	34.86	8.42	32.52	400	91	AVERAGE																																																																																					
	Limit	Read	Ant	Cable	Preamp	Apos	TPos																																																																																									
Freq	Level	Line Margin	Level Factor	Loss Factor				Remark																																																																																								
	MHz	dBuV/m	dBuV/m	dB	dBuV	dB/m	dB	cm	deg																																																																																							
1	5550.00	90.66	-----	-----	79.95	34.94	8.27	32.50	400	91	AVERAGE																																																																																					



Mode	24																																									
	Band Edge - R																																									
	U-NII-2C_5.47-5.725_802.11ac VHT40_CH110_5550MHz																																									
Pol.	Horizontal	Fundamental																																								
Peak	<p>Date: 2024-06-25</p> <table border="1"> <thead> <tr> <th>Limit</th> <th>Read</th> <th>Ant</th> <th>Cable</th> <th>Preamp</th> <th>APos</th> <th>TPos</th> <th>Remark</th> </tr> <tr> <th>Freq</th> <th>Level</th> <th>Line</th> <th>Margin</th> <th>Level</th> <th>Factor</th> <th>Loss</th> <th>Factor</th> </tr> <tr> <th>MHz</th> <th>dBuV/m</th> <th>dBuV/m</th> <th>dB</th> <th>dBuV</th> <th>dB/m</th> <th>dB</th> <th>dB</th> </tr> </thead> <tbody> <tr> <td>1 5763.93</td> <td>51.39</td> <td>68.30</td> <td>-16.91</td> <td>40.01</td> <td>35.06</td> <td>8.82</td> <td>32.50</td> </tr> <tr> <td></td> <td></td> <td></td> <td></td> <td></td> <td></td> <td>400</td> <td>91 PEAK</td> </tr> </tbody> </table>	Limit	Read	Ant	Cable	Preamp	APos	TPos	Remark	Freq	Level	Line	Margin	Level	Factor	Loss	Factor	MHz	dBuV/m	dBuV/m	dB	dBuV	dB/m	dB	dB	1 5763.93	51.39	68.30	-16.91	40.01	35.06	8.82	32.50							400	91 PEAK	Blank
Limit	Read	Ant	Cable	Preamp	APos	TPos	Remark																																			
Freq	Level	Line	Margin	Level	Factor	Loss	Factor																																			
MHz	dBuV/m	dBuV/m	dB	dBuV	dB/m	dB	dB																																			
1 5763.93	51.39	68.30	-16.91	40.01	35.06	8.82	32.50																																			
						400	91 PEAK																																			



		24																																																																																				
Mode	Band Edge - L																																																																																					
	U-NII-2C_5.47-5.725_802.11ac_VHT40_CH110_5550MHz																																																																																					
Pol.	Vertical	Fundamental																																																																																				
Peak	<table border="1"> <thead> <tr> <th>Limit</th> <th>Read</th> <th>Ant</th> <th>Cable</th> <th>Preamp</th> <th>APos</th> <th>TPos</th> <th>Remark</th> </tr> <tr> <th>Freq</th> <th>Level</th> <th>Line</th> <th>Margin</th> <th>Level</th> <th>Factor</th> <th>Loss</th> <th>Factor</th> </tr> <tr> <th>MHz</th> <th>dBuV/m</th> <th>dBuV/m</th> <th>dB</th> <th>dBuV</th> <th>dB/m</th> <th>dB</th> <th>dB</th> </tr> </thead> <tbody> <tr> <td>1</td> <td>5441.80</td> <td>50.18</td> <td>74.00</td> <td>-23.82</td> <td>39.42</td> <td>34.85</td> <td>8.43</td> <td>32.52</td> <td>306</td> <td>199</td> <td>PEAK</td> </tr> <tr> <td>2</td> <td>5466.20</td> <td>50.14</td> <td>68.30</td> <td>-18.16</td> <td>39.38</td> <td>34.87</td> <td>8.40</td> <td>32.51</td> <td>306</td> <td>199</td> <td>PEAK</td> </tr> </tbody> </table>	Limit	Read	Ant	Cable	Preamp	APos	TPos	Remark	Freq	Level	Line	Margin	Level	Factor	Loss	Factor	MHz	dBuV/m	dBuV/m	dB	dBuV	dB/m	dB	dB	1	5441.80	50.18	74.00	-23.82	39.42	34.85	8.43	32.52	306	199	PEAK	2	5466.20	50.14	68.30	-18.16	39.38	34.87	8.40	32.51	306	199	PEAK	<table border="1"> <thead> <tr> <th>Limit</th> <th>Read</th> <th>Ant</th> <th>Cable</th> <th>Preamp</th> <th>APos</th> <th>TPos</th> <th>Remark</th> </tr> <tr> <th>Freq</th> <th>Level</th> <th>Line</th> <th>Margin</th> <th>Level</th> <th>Factor</th> <th>Loss</th> <th>Factor</th> </tr> <tr> <th>MHz</th> <th>dBuV/m</th> <th>dBuV/m</th> <th>dB</th> <th>dBuV</th> <th>dB/m</th> <th>dB</th> <th>dB</th> </tr> </thead> <tbody> <tr> <td>1</td> <td>5550.00</td> <td>101.73</td> <td>-----</td> <td>-----</td> <td>91.02</td> <td>34.93</td> <td>8.28</td> <td>32.50</td> <td>306</td> <td>199</td> <td>PEAK</td> </tr> </tbody> </table>	Limit	Read	Ant	Cable	Preamp	APos	TPos	Remark	Freq	Level	Line	Margin	Level	Factor	Loss	Factor	MHz	dBuV/m	dBuV/m	dB	dBuV	dB/m	dB	dB	1	5550.00	101.73	-----	-----	91.02	34.93	8.28	32.50	306	199	PEAK
	Limit	Read	Ant	Cable	Preamp	APos	TPos	Remark																																																																														
Freq	Level	Line	Margin	Level	Factor	Loss	Factor																																																																															
MHz	dBuV/m	dBuV/m	dB	dBuV	dB/m	dB	dB																																																																															
1	5441.80	50.18	74.00	-23.82	39.42	34.85	8.43	32.52	306	199	PEAK																																																																											
2	5466.20	50.14	68.30	-18.16	39.38	34.87	8.40	32.51	306	199	PEAK																																																																											
Limit	Read	Ant	Cable	Preamp	APos	TPos	Remark																																																																															
Freq	Level	Line	Margin	Level	Factor	Loss	Factor																																																																															
MHz	dBuV/m	dBuV/m	dB	dBuV	dB/m	dB	dB																																																																															
1	5550.00	101.73	-----	-----	91.02	34.93	8.28	32.50	306	199	PEAK																																																																											
Avg	<table border="1"> <thead> <tr> <th>Limit</th> <th>Read</th> <th>Ant</th> <th>Cable</th> <th>Preamp</th> <th>APos</th> <th>TPos</th> <th>Remark</th> </tr> <tr> <th>Freq</th> <th>Level</th> <th>Line</th> <th>Margin</th> <th>Level</th> <th>Factor</th> <th>Loss</th> <th>Factor</th> </tr> <tr> <th>MHz</th> <th>dBuV/m</th> <th>dBuV/m</th> <th>dB</th> <th>dBuV</th> <th>dB/m</th> <th>dB</th> <th>dB</th> </tr> </thead> <tbody> <tr> <td>1</td> <td>5431.40</td> <td>41.45</td> <td>54.00</td> <td>-12.55</td> <td>30.68</td> <td>34.84</td> <td>8.45</td> <td>32.52</td> <td>306</td> <td>199</td> <td>AVERAGE</td> </tr> </tbody> </table>	Limit	Read	Ant	Cable	Preamp	APos	TPos	Remark	Freq	Level	Line	Margin	Level	Factor	Loss	Factor	MHz	dBuV/m	dBuV/m	dB	dBuV	dB/m	dB	dB	1	5431.40	41.45	54.00	-12.55	30.68	34.84	8.45	32.52	306	199	AVERAGE	<table border="1"> <thead> <tr> <th>Limit</th> <th>Read</th> <th>Ant</th> <th>Cable</th> <th>Preamp</th> <th>APos</th> <th>TPos</th> <th>Remark</th> </tr> <tr> <th>Freq</th> <th>Level</th> <th>Line</th> <th>Margin</th> <th>Level</th> <th>Factor</th> <th>Loss</th> <th>Factor</th> </tr> <tr> <th>MHz</th> <th>dBuV/m</th> <th>dBuV/m</th> <th>dB</th> <th>dBuV</th> <th>dB/m</th> <th>dB</th> <th>dB</th> </tr> </thead> <tbody> <tr> <td>1</td> <td>5550.00</td> <td>95.37</td> <td>-----</td> <td>-----</td> <td>84.66</td> <td>34.93</td> <td>8.28</td> <td>32.50</td> <td>306</td> <td>199</td> <td>AVERAGE</td> </tr> </tbody> </table>	Limit	Read	Ant	Cable	Preamp	APos	TPos	Remark	Freq	Level	Line	Margin	Level	Factor	Loss	Factor	MHz	dBuV/m	dBuV/m	dB	dBuV	dB/m	dB	dB	1	5550.00	95.37	-----	-----	84.66	34.93	8.28	32.50	306	199	AVERAGE												
Limit	Read	Ant	Cable	Preamp	APos	TPos	Remark																																																																															
Freq	Level	Line	Margin	Level	Factor	Loss	Factor																																																																															
MHz	dBuV/m	dBuV/m	dB	dBuV	dB/m	dB	dB																																																																															
1	5431.40	41.45	54.00	-12.55	30.68	34.84	8.45	32.52	306	199	AVERAGE																																																																											
Limit	Read	Ant	Cable	Preamp	APos	TPos	Remark																																																																															
Freq	Level	Line	Margin	Level	Factor	Loss	Factor																																																																															
MHz	dBuV/m	dBuV/m	dB	dBuV	dB/m	dB	dB																																																																															
1	5550.00	95.37	-----	-----	84.66	34.93	8.28	32.50	306	199	AVERAGE																																																																											



Mode	24																																									
	Band Edge - R																																									
	U-NII-2C_5.47-5.725_802.11ac VHT40_CH110_5550MHz																																									
Pol.	Vertical	Fundamental																																								
Peak	<p>Date: 2024-06-25</p> <table border="1"> <thead> <tr> <th>Limit</th> <th>Read</th> <th>Ant</th> <th>Cable</th> <th>Preamp</th> <th>APos</th> <th>TPos</th> <th>Remark</th> </tr> <tr> <th>Freq</th> <th>Level</th> <th>Line</th> <th>Margin</th> <th>Level</th> <th>Factor</th> <th>Loss</th> <th>Factor</th> </tr> <tr> <th>MHz</th> <th>dBuV/m</th> <th>dBuV/m</th> <th>dB</th> <th>dBuV</th> <th>dB/m</th> <th>dB</th> <th>dB</th> </tr> </thead> <tbody> <tr> <td>1 5746.94</td> <td>51.70</td> <td>68.30</td> <td>-16.60</td> <td>40.39</td> <td>35.05</td> <td>8.76</td> <td>32.50</td> </tr> <tr> <td></td> <td></td> <td></td> <td></td> <td></td> <td></td> <td>306</td> <td>199 PEAK</td> </tr> </tbody> </table>	Limit	Read	Ant	Cable	Preamp	APos	TPos	Remark	Freq	Level	Line	Margin	Level	Factor	Loss	Factor	MHz	dBuV/m	dBuV/m	dB	dBuV	dB/m	dB	dB	1 5746.94	51.70	68.30	-16.60	40.39	35.05	8.76	32.50							306	199 PEAK	Blank
Limit	Read	Ant	Cable	Preamp	APos	TPos	Remark																																			
Freq	Level	Line	Margin	Level	Factor	Loss	Factor																																			
MHz	dBuV/m	dBuV/m	dB	dBuV	dB/m	dB	dB																																			
1 5746.94	51.70	68.30	-16.60	40.39	35.05	8.76	32.50																																			
						306	199 PEAK																																			



Mode	24																																																																																																	
	Harmonic																																																																																																	
	U-NII-2C_5.47-5.725_802.11ac_VHT40_CH110_5550MHz																																																																																																	
Pol.	Horizontal	Vertical																																																																																																
Peak Avg	<table border="1"> <thead> <tr> <th>Limit</th> <th>Read</th> <th>Ant</th> <th>Cable</th> <th>Preamp</th> <th>APos</th> <th>TPos</th> <th>Remark</th> </tr> <tr> <th>Freq</th> <th>Level</th> <th>Line Margin</th> <th>Level</th> <th>Factor</th> <th>Loss Factor</th> <th></th> <th></th> </tr> <tr> <th>MHz</th> <th>dBuV/m</th> <th>dBuV/m</th> <th>dB</th> <th>dBuV</th> <th>dB/m</th> <th>dB</th> <th>dB</th> </tr> </thead> <tbody> <tr> <td>1</td> <td>11100.00</td> <td>47.21</td> <td>74.00</td> <td>-26.79</td> <td>56.50</td> <td>37.64</td> <td>11.26</td> <td>58.19</td> <td>--</td> <td>--</td> <td>Peak</td> </tr> <tr> <td>2</td> <td>16650.00</td> <td>46.92</td> <td>68.30</td> <td>-21.38</td> <td>53.01</td> <td>39.62</td> <td>12.97</td> <td>58.68</td> <td>--</td> <td>--</td> <td>Peak</td> </tr> </tbody> </table>	Limit	Read	Ant	Cable	Preamp	APos	TPos	Remark	Freq	Level	Line Margin	Level	Factor	Loss Factor			MHz	dBuV/m	dBuV/m	dB	dBuV	dB/m	dB	dB	1	11100.00	47.21	74.00	-26.79	56.50	37.64	11.26	58.19	--	--	Peak	2	16650.00	46.92	68.30	-21.38	53.01	39.62	12.97	58.68	--	--	Peak	<table border="1"> <thead> <tr> <th>Limit</th> <th>Read</th> <th>Ant</th> <th>Cable</th> <th>Preamp</th> <th>APos</th> <th>TPos</th> <th>Remark</th> </tr> <tr> <th>Freq</th> <th>Level</th> <th>Line Margin</th> <th>Level</th> <th>Factor</th> <th>Loss Factor</th> <th></th> <th></th> </tr> <tr> <th>MHz</th> <th>dBuV/m</th> <th>dBuV/m</th> <th>dB</th> <th>dBuV</th> <th>dB/m</th> <th>dB</th> <th>dB</th> </tr> </thead> <tbody> <tr> <td>1</td> <td>11100.00</td> <td>47.95</td> <td>74.00</td> <td>-26.05</td> <td>57.24</td> <td>37.64</td> <td>11.26</td> <td>58.19</td> <td>--</td> <td>--</td> <td>Peak</td> </tr> <tr> <td>2</td> <td>16650.00</td> <td>47.84</td> <td>68.30</td> <td>-20.46</td> <td>53.93</td> <td>39.62</td> <td>12.97</td> <td>58.68</td> <td>--</td> <td>--</td> <td>Peak</td> </tr> </tbody> </table>	Limit	Read	Ant	Cable	Preamp	APos	TPos	Remark	Freq	Level	Line Margin	Level	Factor	Loss Factor			MHz	dBuV/m	dBuV/m	dB	dBuV	dB/m	dB	dB	1	11100.00	47.95	74.00	-26.05	57.24	37.64	11.26	58.19	--	--	Peak	2	16650.00	47.84	68.30	-20.46	53.93	39.62	12.97	58.68	--	--	Peak
	Limit	Read	Ant	Cable	Preamp	APos	TPos	Remark																																																																																										
Freq	Level	Line Margin	Level	Factor	Loss Factor																																																																																													
MHz	dBuV/m	dBuV/m	dB	dBuV	dB/m	dB	dB																																																																																											
1	11100.00	47.21	74.00	-26.79	56.50	37.64	11.26	58.19	--	--	Peak																																																																																							
2	16650.00	46.92	68.30	-21.38	53.01	39.62	12.97	58.68	--	--	Peak																																																																																							
Limit	Read	Ant	Cable	Preamp	APos	TPos	Remark																																																																																											
Freq	Level	Line Margin	Level	Factor	Loss Factor																																																																																													
MHz	dBuV/m	dBuV/m	dB	dBuV	dB/m	dB	dB																																																																																											
1	11100.00	47.95	74.00	-26.05	57.24	37.64	11.26	58.19	--	--	Peak																																																																																							
2	16650.00	47.84	68.30	-20.46	53.93	39.62	12.97	58.68	--	--	Peak																																																																																							



		25																																																																																											
Mode	Band Edge - L																																																																																												
	U-NII-2C_5.47-5.725_802.11ac_VHT40_CH134_5670MHz																																																																																												
Pol.	Horizontal		Fundamental																																																																																										
Peak																																																																																													
	<table border="1"> <thead> <tr> <th></th> <th>Limit</th> <th>Read</th> <th>Ant</th> <th>Cable</th> <th>Preamp</th> <th>APos</th> <th>TPos</th> <th></th> </tr> <tr> <th>Freq</th> <th>Level</th> <th>Line</th> <th>Level</th> <th>Factor</th> <th>Loss</th> <th>Factor</th> <th>cm</th> <th>deg</th> </tr> <tr> <th>MHz</th> <th>dBuV/m</th> <th>dBuV/m</th> <th>dB</th> <th>dBuV</th> <th>dB/m</th> <th>dB</th> <th>dB</th> <th>cm</th> </tr> </thead> <tbody> <tr> <td>1</td> <td>5431.92</td> <td>49.08</td> <td>74.00</td> <td>-24.92</td> <td>38.31</td> <td>34.84</td> <td>8.45</td> <td>32.52</td> <td>392</td> <td>84</td> <td>PEAK</td> </tr> <tr> <td>2</td> <td>5465.52</td> <td>48.77</td> <td>68.30</td> <td>-19.53</td> <td>38.01</td> <td>34.87</td> <td>8.40</td> <td>32.51</td> <td>392</td> <td>84</td> <td>PEAK</td> </tr> </tbody> </table>			Limit	Read	Ant	Cable	Preamp	APos	TPos		Freq	Level	Line	Level	Factor	Loss	Factor	cm	deg	MHz	dBuV/m	dBuV/m	dB	dBuV	dB/m	dB	dB	cm	1	5431.92	49.08	74.00	-24.92	38.31	34.84	8.45	32.52	392	84	PEAK	2	5465.52	48.77	68.30	-19.53	38.01	34.87	8.40	32.51	392	84	PEAK	<table border="1"> <thead> <tr> <th></th> <th>Limit</th> <th>Read</th> <th>Ant</th> <th>Cable</th> <th>Preamp</th> <th>APos</th> <th>TPos</th> <th></th> </tr> <tr> <th>Freq</th> <th>Level</th> <th>Line</th> <th>Level</th> <th>Factor</th> <th>Loss</th> <th>Factor</th> <th>cm</th> <th>deg</th> </tr> <tr> <th>MHz</th> <th>dBuV/m</th> <th>dBuV/m</th> <th>dB</th> <th>dBuV</th> <th>dB/m</th> <th>dB</th> <th>dB</th> <th>cm</th> </tr> </thead> <tbody> <tr> <td>1</td> <td>5670.00</td> <td>94.75</td> <td>-----</td> <td>-----</td> <td>83.79</td> <td>35.00</td> <td>8.46</td> <td>32.50</td> <td>392</td> <td>84</td> <td>PEAK</td> </tr> </tbody> </table>			Limit	Read	Ant	Cable	Preamp	APos	TPos		Freq	Level	Line	Level	Factor	Loss	Factor	cm	deg	MHz	dBuV/m	dBuV/m	dB	dBuV	dB/m	dB	dB	cm	1	5670.00	94.75	-----	-----	83.79	35.00	8.46	32.50	392	84
	Limit	Read	Ant	Cable	Preamp	APos	TPos																																																																																						
Freq	Level	Line	Level	Factor	Loss	Factor	cm	deg																																																																																					
MHz	dBuV/m	dBuV/m	dB	dBuV	dB/m	dB	dB	cm																																																																																					
1	5431.92	49.08	74.00	-24.92	38.31	34.84	8.45	32.52	392	84	PEAK																																																																																		
2	5465.52	48.77	68.30	-19.53	38.01	34.87	8.40	32.51	392	84	PEAK																																																																																		
	Limit	Read	Ant	Cable	Preamp	APos	TPos																																																																																						
Freq	Level	Line	Level	Factor	Loss	Factor	cm	deg																																																																																					
MHz	dBuV/m	dBuV/m	dB	dBuV	dB/m	dB	dB	cm																																																																																					
1	5670.00	94.75	-----	-----	83.79	35.00	8.46	32.50	392	84	PEAK																																																																																		
Avg																																																																																													
	<table border="1"> <thead> <tr> <th></th> <th>Limit</th> <th>Read</th> <th>Ant</th> <th>Cable</th> <th>Preamp</th> <th>APos</th> <th>TPos</th> <th></th> </tr> <tr> <th>Freq</th> <th>Level</th> <th>Line</th> <th>Level</th> <th>Factor</th> <th>Loss</th> <th>Factor</th> <th>cm</th> <th>deg</th> </tr> <tr> <th>MHz</th> <th>dBuV/m</th> <th>dBuV/m</th> <th>dB</th> <th>dBuV</th> <th>dB/m</th> <th>dB</th> <th>dB</th> <th>cm</th> </tr> </thead> <tbody> <tr> <td>1</td> <td>5426.16</td> <td>40.61</td> <td>54.00</td> <td>-13.39</td> <td>29.85</td> <td>34.84</td> <td>8.45</td> <td>32.53</td> <td>392</td> <td>84</td> <td>AVERAGE</td> </tr> </tbody> </table>			Limit	Read	Ant	Cable	Preamp	APos	TPos		Freq	Level	Line	Level	Factor	Loss	Factor	cm	deg	MHz	dBuV/m	dBuV/m	dB	dBuV	dB/m	dB	dB	cm	1	5426.16	40.61	54.00	-13.39	29.85	34.84	8.45	32.53	392	84	AVERAGE	<table border="1"> <thead> <tr> <th></th> <th>Limit</th> <th>Read</th> <th>Ant</th> <th>Cable</th> <th>Preamp</th> <th>APos</th> <th>TPos</th> <th></th> </tr> <tr> <th>Freq</th> <th>Level</th> <th>Line</th> <th>Level</th> <th>Factor</th> <th>Loss</th> <th>Factor</th> <th>cm</th> <th>deg</th> </tr> <tr> <th>MHz</th> <th>dBuV/m</th> <th>dBuV/m</th> <th>dB</th> <th>dBuV</th> <th>dB/m</th> <th>dB</th> <th>dB</th> <th>cm</th> </tr> </thead> <tbody> <tr> <td>1</td> <td>5670.00</td> <td>88.28</td> <td>-----</td> <td>-----</td> <td>77.29</td> <td>35.00</td> <td>8.49</td> <td>32.50</td> <td>392</td> <td>84</td> <td>AVERAGE</td> </tr> </tbody> </table>			Limit	Read	Ant	Cable	Preamp	APos	TPos		Freq	Level	Line	Level	Factor	Loss	Factor	cm	deg	MHz	dBuV/m	dBuV/m	dB	dBuV	dB/m	dB	dB	cm	1	5670.00	88.28	-----	-----	77.29	35.00	8.49	32.50	392	84	AVERAGE											
	Limit	Read	Ant	Cable	Preamp	APos	TPos																																																																																						
Freq	Level	Line	Level	Factor	Loss	Factor	cm	deg																																																																																					
MHz	dBuV/m	dBuV/m	dB	dBuV	dB/m	dB	dB	cm																																																																																					
1	5426.16	40.61	54.00	-13.39	29.85	34.84	8.45	32.53	392	84	AVERAGE																																																																																		
	Limit	Read	Ant	Cable	Preamp	APos	TPos																																																																																						
Freq	Level	Line	Level	Factor	Loss	Factor	cm	deg																																																																																					
MHz	dBuV/m	dBuV/m	dB	dBuV	dB/m	dB	dB	cm																																																																																					
1	5670.00	88.28	-----	-----	77.29	35.00	8.49	32.50	392	84	AVERAGE																																																																																		



Mode	25																																		
	Band Edge - R																																		
	U-NII-2C_5.47-5.725_802.11ac VHT40_CH134_5670MHz																																		
Pol.	Horizontal	Fundamental																																	
Peak	<p>Date: 2024-06-27</p> <table border="1"> <thead> <tr> <th>Limit</th> <th>Read</th> <th>Ant</th> <th>Cable</th> <th>Preamp</th> <th>APos</th> <th>TPos</th> <th>Remark</th> </tr> <tr> <th>Freq</th> <th>Level</th> <th>Line</th> <th>Margin</th> <th>Level</th> <th>Factor</th> <th>Loss</th> <th>Factor</th> </tr> <tr> <th>MHz</th> <th>dBuV/m</th> <th>dBuV/m</th> <th>dB</th> <th>dBuV</th> <th>dB/m</th> <th>dB</th> <th>dB</th> </tr> </thead> <tbody> <tr> <td>1 5726.34</td> <td>52.55</td> <td>68.30</td> <td>-15.75</td> <td>41.34</td> <td>35.03</td> <td>8.68</td> <td>32.50</td> <td>392 84 PEAK</td> </tr> </tbody> </table>	Limit	Read	Ant	Cable	Preamp	APos	TPos	Remark	Freq	Level	Line	Margin	Level	Factor	Loss	Factor	MHz	dBuV/m	dBuV/m	dB	dBuV	dB/m	dB	dB	1 5726.34	52.55	68.30	-15.75	41.34	35.03	8.68	32.50	392 84 PEAK	Blank
Limit	Read	Ant	Cable	Preamp	APos	TPos	Remark																												
Freq	Level	Line	Margin	Level	Factor	Loss	Factor																												
MHz	dBuV/m	dBuV/m	dB	dBuV	dB/m	dB	dB																												
1 5726.34	52.55	68.30	-15.75	41.34	35.03	8.68	32.50	392 84 PEAK																											



		25																																																																																				
Mode	Band Edge - L																																																																																					
	U-NII-2C_5.47-5.725_802.11ac_VHT40_CH134_5670MHz																																																																																					
Pol.	Vertical	Fundamental																																																																																				
Peak	<p style="text-align: right;">Date: 2024-06-27</p> <table border="1"> <thead> <tr> <th>Limit</th> <th>Read</th> <th>Ant</th> <th>Cable</th> <th>Preamp</th> <th>APos</th> <th>TPos</th> <th>Remark</th> </tr> <tr> <th>Freq</th> <th>Level</th> <th>Line</th> <th>Margin</th> <th>Level</th> <th>Factor</th> <th>Loss</th> <th>Factor</th> </tr> <tr> <th>MHz</th> <th>dBuV/m</th> <th>dBuV/m</th> <th>dB</th> <th>dBuV</th> <th>dB/m</th> <th>dB</th> <th>dB</th> </tr> </thead> <tbody> <tr> <td>1</td> <td>5392.24</td> <td>49.56</td> <td>74.00</td> <td>-24.44</td> <td>38.85</td> <td>34.81</td> <td>8.44</td> <td>32.54</td> <td>200</td> <td>188</td> <td>PEAK</td> </tr> <tr> <td>2</td> <td>5469.68</td> <td>48.56</td> <td>68.30</td> <td>-19.74</td> <td>37.80</td> <td>34.87</td> <td>8.40</td> <td>32.51</td> <td>200</td> <td>188</td> <td>PEAK</td> </tr> </tbody> </table>	Limit	Read	Ant	Cable	Preamp	APos	TPos	Remark	Freq	Level	Line	Margin	Level	Factor	Loss	Factor	MHz	dBuV/m	dBuV/m	dB	dBuV	dB/m	dB	dB	1	5392.24	49.56	74.00	-24.44	38.85	34.81	8.44	32.54	200	188	PEAK	2	5469.68	48.56	68.30	-19.74	37.80	34.87	8.40	32.51	200	188	PEAK	<p style="text-align: right;">Date: 2024-06-27</p> <table border="1"> <thead> <tr> <th>Limit</th> <th>Read</th> <th>Ant</th> <th>Cable</th> <th>Preamp</th> <th>APos</th> <th>TPos</th> <th>Remark</th> </tr> <tr> <th>Freq</th> <th>Level</th> <th>Line</th> <th>Margin</th> <th>Level</th> <th>Factor</th> <th>Loss</th> <th>Factor</th> </tr> <tr> <th>MHz</th> <th>dBuV/m</th> <th>dBuV/m</th> <th>dB</th> <th>dBuV</th> <th>dB/m</th> <th>dB</th> <th>dB</th> </tr> </thead> <tbody> <tr> <td>1</td> <td>5670.00</td> <td>97.81</td> <td>-----</td> <td>-----</td> <td>86.82</td> <td>35.00</td> <td>8.49</td> <td>32.50</td> <td>200</td> <td>188</td> <td>PEAK</td> </tr> </tbody> </table>	Limit	Read	Ant	Cable	Preamp	APos	TPos	Remark	Freq	Level	Line	Margin	Level	Factor	Loss	Factor	MHz	dBuV/m	dBuV/m	dB	dBuV	dB/m	dB	dB	1	5670.00	97.81	-----	-----	86.82	35.00	8.49	32.50	200	188	PEAK
	Limit	Read	Ant	Cable	Preamp	APos	TPos	Remark																																																																														
Freq	Level	Line	Margin	Level	Factor	Loss	Factor																																																																															
MHz	dBuV/m	dBuV/m	dB	dBuV	dB/m	dB	dB																																																																															
1	5392.24	49.56	74.00	-24.44	38.85	34.81	8.44	32.54	200	188	PEAK																																																																											
2	5469.68	48.56	68.30	-19.74	37.80	34.87	8.40	32.51	200	188	PEAK																																																																											
Limit	Read	Ant	Cable	Preamp	APos	TPos	Remark																																																																															
Freq	Level	Line	Margin	Level	Factor	Loss	Factor																																																																															
MHz	dBuV/m	dBuV/m	dB	dBuV	dB/m	dB	dB																																																																															
1	5670.00	97.81	-----	-----	86.82	35.00	8.49	32.50	200	188	PEAK																																																																											
Avg	<p style="text-align: right;">Date: 2024-06-27</p> <table border="1"> <thead> <tr> <th>Limit</th> <th>Read</th> <th>Ant</th> <th>Cable</th> <th>Preamp</th> <th>APos</th> <th>TPos</th> <th>Remark</th> </tr> <tr> <th>Freq</th> <th>Level</th> <th>Line</th> <th>Margin</th> <th>Level</th> <th>Factor</th> <th>Loss</th> <th>Factor</th> </tr> <tr> <th>MHz</th> <th>dBuV/m</th> <th>dBuV/m</th> <th>dB</th> <th>dBuV</th> <th>dB/m</th> <th>dB</th> <th>dB</th> </tr> </thead> <tbody> <tr> <td>1</td> <td>5414.00</td> <td>40.69</td> <td>54.00</td> <td>-13.31</td> <td>29.92</td> <td>34.83</td> <td>8.47</td> <td>32.53</td> <td>200</td> <td>188</td> <td>AVERAGE</td> </tr> </tbody> </table>	Limit	Read	Ant	Cable	Preamp	APos	TPos	Remark	Freq	Level	Line	Margin	Level	Factor	Loss	Factor	MHz	dBuV/m	dBuV/m	dB	dBuV	dB/m	dB	dB	1	5414.00	40.69	54.00	-13.31	29.92	34.83	8.47	32.53	200	188	AVERAGE	<p style="text-align: right;">Date: 2024-06-27</p> <table border="1"> <thead> <tr> <th>Limit</th> <th>Read</th> <th>Ant</th> <th>Cable</th> <th>Preamp</th> <th>APos</th> <th>TPos</th> <th>Remark</th> </tr> <tr> <th>Freq</th> <th>Level</th> <th>Line</th> <th>Margin</th> <th>Level</th> <th>Factor</th> <th>Loss</th> <th>Factor</th> </tr> <tr> <th>MHz</th> <th>dBuV/m</th> <th>dBuV/m</th> <th>dB</th> <th>dBuV</th> <th>dB/m</th> <th>dB</th> <th>dB</th> </tr> </thead> <tbody> <tr> <td>1</td> <td>5670.00</td> <td>91.81</td> <td>-----</td> <td>-----</td> <td>80.82</td> <td>35.00</td> <td>8.49</td> <td>32.50</td> <td>200</td> <td>188</td> <td>AVERAGE</td> </tr> </tbody> </table>	Limit	Read	Ant	Cable	Preamp	APos	TPos	Remark	Freq	Level	Line	Margin	Level	Factor	Loss	Factor	MHz	dBuV/m	dBuV/m	dB	dBuV	dB/m	dB	dB	1	5670.00	91.81	-----	-----	80.82	35.00	8.49	32.50	200	188	AVERAGE												
Limit	Read	Ant	Cable	Preamp	APos	TPos	Remark																																																																															
Freq	Level	Line	Margin	Level	Factor	Loss	Factor																																																																															
MHz	dBuV/m	dBuV/m	dB	dBuV	dB/m	dB	dB																																																																															
1	5414.00	40.69	54.00	-13.31	29.92	34.83	8.47	32.53	200	188	AVERAGE																																																																											
Limit	Read	Ant	Cable	Preamp	APos	TPos	Remark																																																																															
Freq	Level	Line	Margin	Level	Factor	Loss	Factor																																																																															
MHz	dBuV/m	dBuV/m	dB	dBuV	dB/m	dB	dB																																																																															
1	5670.00	91.81	-----	-----	80.82	35.00	8.49	32.50	200	188	AVERAGE																																																																											

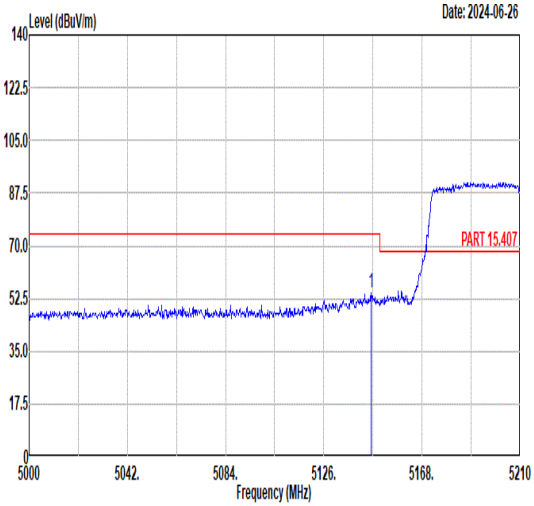
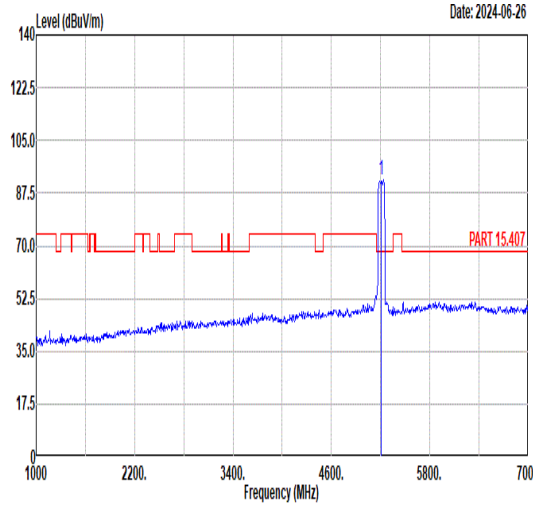
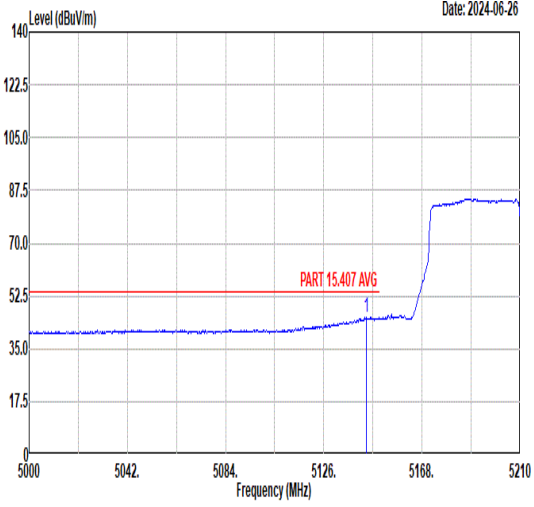
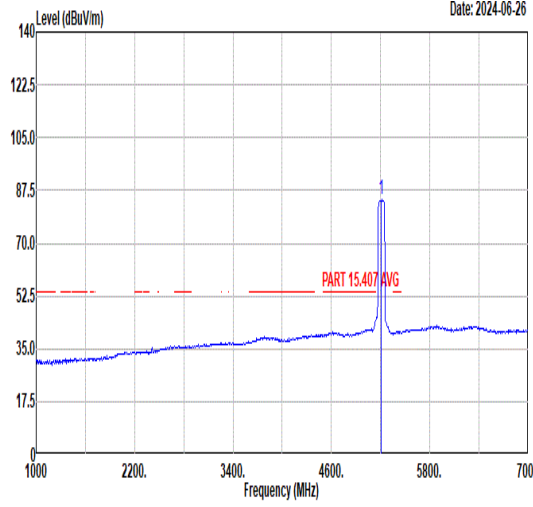


Mode	25																																									
	Band Edge - R																																									
	U-NII-2C_5.47-5.725_802.11ac VHT40_CH134_5670MHz																																									
Pol.	Vertical	Fundamental																																								
Peak	<p>Date: 2024-06-27</p> <table border="1"> <thead> <tr> <th>Limit</th> <th>Read</th> <th>Ant</th> <th>Cable</th> <th>Preamp</th> <th>APos</th> <th>TPos</th> <th>Remark</th> </tr> <tr> <th>Freq</th> <th>Level</th> <th>Line</th> <th>Margin</th> <th>Level</th> <th>Factor</th> <th>Loss</th> <th>Factor</th> </tr> <tr> <th>MHz</th> <th>dBuV/m</th> <th>dBuV/m</th> <th>dB</th> <th>dBuV</th> <th>dB/m</th> <th>dB</th> <th>dB</th> </tr> </thead> <tbody> <tr> <td>1 5743.63</td> <td>52.32</td> <td>68.30</td> <td>-15.98</td> <td>41.03</td> <td>35.05</td> <td>8.74</td> <td>32.50</td> </tr> <tr> <td></td> <td></td> <td></td> <td></td> <td></td> <td></td> <td>200</td> <td>188 PEAK</td> </tr> </tbody> </table>	Limit	Read	Ant	Cable	Preamp	APos	TPos	Remark	Freq	Level	Line	Margin	Level	Factor	Loss	Factor	MHz	dBuV/m	dBuV/m	dB	dBuV	dB/m	dB	dB	1 5743.63	52.32	68.30	-15.98	41.03	35.05	8.74	32.50							200	188 PEAK	Blank
Limit	Read	Ant	Cable	Preamp	APos	TPos	Remark																																			
Freq	Level	Line	Margin	Level	Factor	Loss	Factor																																			
MHz	dBuV/m	dBuV/m	dB	dBuV	dB/m	dB	dB																																			
1 5743.63	52.32	68.30	-15.98	41.03	35.05	8.74	32.50																																			
						200	188 PEAK																																			



Mode	25																																																																																																
	Harmonic																																																																																																
	U-NII-2C_5.47-5.725_802.11ac_VHT40_CH134_5670MHz																																																																																																
Pol.	Horizontal	Vertical																																																																																															
Peak Avg	<p>Date: 2024-06-27</p>	<p>Date: 2024-06-27</p>																																																																																															
	<table border="1"> <thead> <tr> <th>Limit</th> <th>Read</th> <th>Ant</th> <th>Cable</th> <th>Preamp</th> <th>APos</th> <th>TPos</th> <th>Remark</th> </tr> <tr> <th>Freq</th> <th>Level</th> <th>Line Margin</th> <th>Level</th> <th>Factor</th> <th>Loss Factor</th> <th></th> <th></th> </tr> <tr> <th>MHz</th> <th>dBuV/m</th> <th>dBuV/m</th> <th>dB</th> <th>dBuV</th> <th>dB/m</th> <th>dB</th> <th>dB</th> </tr> </thead> <tbody> <tr> <td>1</td> <td>11340.00</td> <td>48.60</td> <td>74.00</td> <td>-25.40</td> <td>57.41</td> <td>37.73</td> <td>11.38</td> <td>57.92</td> <td>--</td> <td>--</td> <td>Peak</td> </tr> <tr> <td>2</td> <td>17010.00</td> <td>46.41</td> <td>68.30</td> <td>-21.89</td> <td>51.65</td> <td>39.92</td> <td>13.12</td> <td>58.28</td> <td>--</td> <td>--</td> <td>Peak</td> </tr> </tbody> </table>	Limit	Read	Ant	Cable	Preamp	APos	TPos	Remark	Freq	Level	Line Margin	Level	Factor	Loss Factor			MHz	dBuV/m	dBuV/m	dB	dBuV	dB/m	dB	dB	1	11340.00	48.60	74.00	-25.40	57.41	37.73	11.38	57.92	--	--	Peak	2	17010.00	46.41	68.30	-21.89	51.65	39.92	13.12	58.28	--	--	Peak	<table border="1"> <thead> <tr> <th>Limit</th> <th>Read</th> <th>Ant</th> <th>Cable</th> <th>Preamp</th> <th>APos</th> <th>TPos</th> <th>Remark</th> </tr> <tr> <th>Freq</th> <th>Level</th> <th>Line Margin</th> <th>Level</th> <th>Factor</th> <th>Loss Factor</th> <th></th> <th></th> </tr> <tr> <th>MHz</th> <th>dBuV/m</th> <th>dBuV/m</th> <th>dB</th> <th>dBuV</th> <th>dB/m</th> <th>dB</th> <th>dB</th> </tr> </thead> <tbody> <tr> <td>1</td> <td>11340.00</td> <td>46.78</td> <td>74.00</td> <td>-27.22</td> <td>55.59</td> <td>37.73</td> <td>11.38</td> <td>57.92</td> <td>--</td> <td>--</td> <td>Peak</td> </tr> <tr> <td>2</td> <td>17010.00</td> <td>46.99</td> <td>68.30</td> <td>-21.31</td> <td>52.23</td> <td>39.92</td> <td>13.12</td> <td>58.28</td> <td>--</td> <td>--</td> <td>Peak</td> </tr> </tbody> </table>	Limit	Read	Ant	Cable	Preamp	APos	TPos	Remark	Freq	Level	Line Margin	Level	Factor	Loss Factor			MHz	dBuV/m	dBuV/m	dB	dBuV	dB/m	dB	dB	1	11340.00	46.78	74.00	-27.22	55.59	37.73	11.38	57.92	--	--	Peak	2	17010.00	46.99	68.30	-21.31	52.23	39.92	13.12	58.28	--	--
Limit	Read	Ant	Cable	Preamp	APos	TPos	Remark																																																																																										
Freq	Level	Line Margin	Level	Factor	Loss Factor																																																																																												
MHz	dBuV/m	dBuV/m	dB	dBuV	dB/m	dB	dB																																																																																										
1	11340.00	48.60	74.00	-25.40	57.41	37.73	11.38	57.92	--	--	Peak																																																																																						
2	17010.00	46.41	68.30	-21.89	51.65	39.92	13.12	58.28	--	--	Peak																																																																																						
Limit	Read	Ant	Cable	Preamp	APos	TPos	Remark																																																																																										
Freq	Level	Line Margin	Level	Factor	Loss Factor																																																																																												
MHz	dBuV/m	dBuV/m	dB	dBuV	dB/m	dB	dB																																																																																										
1	11340.00	46.78	74.00	-27.22	55.59	37.73	11.38	57.92	--	--	Peak																																																																																						
2	17010.00	46.99	68.30	-21.31	52.23	39.92	13.12	58.28	--	--	Peak																																																																																						



		26																																																																										
Mode	Band Edge - L																																																																											
	U-NII-1_5.47-5.725_802.11ac_VHT80_CH42_5210MHz																																																																											
Pol.	Horizontal		Fundamental																																																																									
Peak	 <p style="text-align: right;">Date: 2024-06-26</p> <table border="1"> <thead> <tr> <th>Limit</th> <th>Read</th> <th>Ant</th> <th>Cable</th> <th>Preamp</th> <th>APos</th> <th>TPos</th> <th>Remark</th> </tr> <tr> <th>Freq</th> <th>Level</th> <th>Line</th> <th>Margin</th> <th>Level</th> <th>Factor</th> <th>Loss</th> <th>Factor</th> </tr> <tr> <th>MHz</th> <th>dBuV/m</th> <th>dBuV/m</th> <th>dB</th> <th>dBuV</th> <th>dB/m</th> <th>dB</th> <th>dB</th> </tr> </thead> <tbody> <tr> <td>1</td> <td>5146.16</td> <td>54.34</td> <td>74.00</td> <td>-19.66</td> <td>44.44</td> <td>34.62</td> <td>7.92</td> <td>32.64</td> <td>304</td> <td>276</td> <td>PEAK</td> </tr> </tbody> </table>		Limit	Read	Ant	Cable	Preamp	APos	TPos	Remark	Freq	Level	Line	Margin	Level	Factor	Loss	Factor	MHz	dBuV/m	dBuV/m	dB	dBuV	dB/m	dB	dB	1	5146.16	54.34	74.00	-19.66	44.44	34.62	7.92	32.64	304	276	PEAK	 <p style="text-align: right;">Date: 2024-06-26</p> <table border="1"> <thead> <tr> <th>Limit</th> <th>Read</th> <th>Ant</th> <th>Cable</th> <th>Preamp</th> <th>APos</th> <th>TPos</th> <th>Remark</th> </tr> <tr> <th>Freq</th> <th>Level</th> <th>Line</th> <th>Margin</th> <th>Level</th> <th>Factor</th> <th>Loss</th> <th>Factor</th> </tr> <tr> <th>MHz</th> <th>dBuV/m</th> <th>dBuV/m</th> <th>dB</th> <th>dBuV</th> <th>dB/m</th> <th>dB</th> <th>dB</th> </tr> </thead> <tbody> <tr> <td>1</td> <td>5210.00</td> <td>91.73</td> <td>-----</td> <td>-----</td> <td>81.62</td> <td>34.69</td> <td>8.02</td> <td>32.60</td> <td>304</td> <td>276</td> <td>PEAK</td> </tr> </tbody> </table>		Limit	Read	Ant	Cable	Preamp	APos	TPos	Remark	Freq	Level	Line	Margin	Level	Factor	Loss	Factor	MHz	dBuV/m	dBuV/m	dB	dBuV	dB/m	dB	dB	1	5210.00	91.73	-----	-----	81.62	34.69	8.02	32.60	304	276	PEAK
	Limit	Read	Ant	Cable	Preamp	APos	TPos	Remark																																																																				
Freq	Level	Line	Margin	Level	Factor	Loss	Factor																																																																					
MHz	dBuV/m	dBuV/m	dB	dBuV	dB/m	dB	dB																																																																					
1	5146.16	54.34	74.00	-19.66	44.44	34.62	7.92	32.64	304	276	PEAK																																																																	
Limit	Read	Ant	Cable	Preamp	APos	TPos	Remark																																																																					
Freq	Level	Line	Margin	Level	Factor	Loss	Factor																																																																					
MHz	dBuV/m	dBuV/m	dB	dBuV	dB/m	dB	dB																																																																					
1	5210.00	91.73	-----	-----	81.62	34.69	8.02	32.60	304	276	PEAK																																																																	
Avg	 <p style="text-align: right;">Date: 2024-06-26</p> <table border="1"> <thead> <tr> <th>Limit</th> <th>Read</th> <th>Ant</th> <th>Cable</th> <th>Preamp</th> <th>APos</th> <th>TPos</th> <th>Remark</th> </tr> <tr> <th>Freq</th> <th>Level</th> <th>Line</th> <th>Margin</th> <th>Level</th> <th>Factor</th> <th>Loss</th> <th>Factor</th> </tr> <tr> <th>MHz</th> <th>dBuV/m</th> <th>dBuV/m</th> <th>dB</th> <th>dBuV</th> <th>dB/m</th> <th>dB</th> <th>dB</th> </tr> </thead> <tbody> <tr> <td>1</td> <td>5144.06</td> <td>45.39</td> <td>54.00</td> <td>-8.61</td> <td>35.50</td> <td>34.62</td> <td>7.91</td> <td>32.64</td> <td>304</td> <td>276</td> <td>AVERAGE</td> </tr> </tbody> </table>		Limit	Read	Ant	Cable	Preamp	APos	TPos	Remark	Freq	Level	Line	Margin	Level	Factor	Loss	Factor	MHz	dBuV/m	dBuV/m	dB	dBuV	dB/m	dB	dB	1	5144.06	45.39	54.00	-8.61	35.50	34.62	7.91	32.64	304	276	AVERAGE	 <p style="text-align: right;">Date: 2024-06-26</p> <table border="1"> <thead> <tr> <th>Limit</th> <th>Read</th> <th>Ant</th> <th>Cable</th> <th>Preamp</th> <th>APos</th> <th>TPos</th> <th>Remark</th> </tr> <tr> <th>Freq</th> <th>Level</th> <th>Line</th> <th>Margin</th> <th>Level</th> <th>Factor</th> <th>Loss</th> <th>Factor</th> </tr> <tr> <th>MHz</th> <th>dBuV/m</th> <th>dBuV/m</th> <th>dB</th> <th>dBuV</th> <th>dB/m</th> <th>dB</th> <th>dB</th> </tr> </thead> <tbody> <tr> <td>1</td> <td>5210.00</td> <td>84.58</td> <td>-----</td> <td>-----</td> <td>74.54</td> <td>34.67</td> <td>7.98</td> <td>32.61</td> <td>304</td> <td>276</td> <td>AVERAGE</td> </tr> </tbody> </table>		Limit	Read	Ant	Cable	Preamp	APos	TPos	Remark	Freq	Level	Line	Margin	Level	Factor	Loss	Factor	MHz	dBuV/m	dBuV/m	dB	dBuV	dB/m	dB	dB	1	5210.00	84.58	-----	-----	74.54	34.67	7.98	32.61	304	276	AVERAGE
Limit	Read	Ant	Cable	Preamp	APos	TPos	Remark																																																																					
Freq	Level	Line	Margin	Level	Factor	Loss	Factor																																																																					
MHz	dBuV/m	dBuV/m	dB	dBuV	dB/m	dB	dB																																																																					
1	5144.06	45.39	54.00	-8.61	35.50	34.62	7.91	32.64	304	276	AVERAGE																																																																	
Limit	Read	Ant	Cable	Preamp	APos	TPos	Remark																																																																					
Freq	Level	Line	Margin	Level	Factor	Loss	Factor																																																																					
MHz	dBuV/m	dBuV/m	dB	dBuV	dB/m	dB	dB																																																																					
1	5210.00	84.58	-----	-----	74.54	34.67	7.98	32.61	304	276	AVERAGE																																																																	



		26																																											
Mode	Band Edge - R																																												
	U-NII-1_5.47-5.725_802.11ac VHT80_CH42_5210MHz																																												
Pol.	Horizontal		Fundamental																																										
Peak	<p style="text-align: right;">Date: 2024-06-28</p>		Blank																																										
	<table border="1"> <thead> <tr> <th>Limit</th> <th>Read</th> <th>Ant</th> <th>Cable</th> <th>Preamp</th> <th>APos</th> <th>TPos</th> <th></th> </tr> <tr> <th>Freq</th> <th>Level</th> <th>Line</th> <th>Margin</th> <th>Level</th> <th>Factor</th> <th>Loss</th> <th>Factor</th> </tr> <tr> <th>MHz</th> <th>dBuV/m</th> <th>dBuV/m</th> <th>dB</th> <th>dBuV</th> <th>dB/m</th> <th>dB</th> <th>dB</th> </tr> <tr> <th></th> <th></th> <th></th> <th></th> <th></th> <th></th> <th>cm</th> <th>deg</th> </tr> </thead> <tbody> <tr> <td>1</td> <td>5393.75</td> <td>49.11</td> <td>74.00</td> <td>-24.89</td> <td>38.40</td> <td>34.81</td> <td>8.44</td> <td>32.54</td> <td>304</td> <td>276</td> <td>PEAK</td> </tr> </tbody> </table>			Limit	Read	Ant	Cable	Preamp	APos	TPos		Freq	Level	Line	Margin	Level	Factor	Loss	Factor	MHz	dBuV/m	dBuV/m	dB	dBuV	dB/m	dB	dB							cm	deg	1	5393.75	49.11	74.00	-24.89	38.40	34.81	8.44	32.54	304
Limit	Read	Ant	Cable	Preamp	APos	TPos																																							
Freq	Level	Line	Margin	Level	Factor	Loss	Factor																																						
MHz	dBuV/m	dBuV/m	dB	dBuV	dB/m	dB	dB																																						
						cm	deg																																						
1	5393.75	49.11	74.00	-24.89	38.40	34.81	8.44	32.54	304	276	PEAK																																		
Avg	<p style="text-align: right;">Date: 2024-06-28</p>		Blank																																										
	<table border="1"> <thead> <tr> <th>Limit</th> <th>Read</th> <th>Ant</th> <th>Cable</th> <th>Preamp</th> <th>APos</th> <th>TPos</th> <th></th> </tr> <tr> <th>Freq</th> <th>Level</th> <th>Line</th> <th>Margin</th> <th>Level</th> <th>Factor</th> <th>Loss</th> <th>Factor</th> </tr> <tr> <th>MHz</th> <th>dBuV/m</th> <th>dBuV/m</th> <th>dB</th> <th>dBuV</th> <th>dB/m</th> <th>dB</th> <th>dB</th> </tr> <tr> <th></th> <th></th> <th></th> <th></th> <th></th> <th></th> <th>cm</th> <th>deg</th> </tr> </thead> <tbody> <tr> <td>1</td> <td>5426.75</td> <td>40.83</td> <td>54.00</td> <td>-13.17</td> <td>30.07</td> <td>34.84</td> <td>8.45</td> <td>32.53</td> <td>304</td> <td>276</td> <td>AVERAGE</td> </tr> </tbody> </table>			Limit	Read	Ant	Cable	Preamp	APos	TPos		Freq	Level	Line	Margin	Level	Factor	Loss	Factor	MHz	dBuV/m	dBuV/m	dB	dBuV	dB/m	dB	dB							cm	deg	1	5426.75	40.83	54.00	-13.17	30.07	34.84	8.45	32.53	304
Limit	Read	Ant	Cable	Preamp	APos	TPos																																							
Freq	Level	Line	Margin	Level	Factor	Loss	Factor																																						
MHz	dBuV/m	dBuV/m	dB	dBuV	dB/m	dB	dB																																						
						cm	deg																																						
1	5426.75	40.83	54.00	-13.17	30.07	34.84	8.45	32.53	304	276	AVERAGE																																		



		26																																																																								
Mode	Band Edge - L																																																																									
	U-NII-1_5.47-5.725_802.11ac_VHT80_CH42_5210MHz																																																																									
Pol.	Vertical	Fundamental																																																																								
Peak	<table border="1"> <thead> <tr> <th>Limit</th> <th>Read</th> <th>Ant</th> <th>Cable</th> <th>Preamp</th> <th>APos</th> <th>TPos</th> <th>Remark</th> </tr> <tr> <th>Freq</th> <th>Level</th> <th>Line</th> <th>Margin</th> <th>Level</th> <th>Factor</th> <th>Loss</th> <th>Factor</th> </tr> <tr> <th>MHz</th> <th>dBuV/m</th> <th>dBuV/m</th> <th>dB</th> <th>dBuV</th> <th>dB/m</th> <th>dB</th> <th>dB</th> </tr> </thead> <tbody> <tr> <td>1</td> <td>5134.40</td> <td>54.82</td> <td>74.00</td> <td>-19.18</td> <td>44.95</td> <td>34.61</td> <td>7.91</td> <td>32.65</td> <td>396</td> <td>0</td> <td>PEAK</td> </tr> </tbody> </table>	Limit	Read	Ant	Cable	Preamp	APos	TPos	Remark	Freq	Level	Line	Margin	Level	Factor	Loss	Factor	MHz	dBuV/m	dBuV/m	dB	dBuV	dB/m	dB	dB	1	5134.40	54.82	74.00	-19.18	44.95	34.61	7.91	32.65	396	0	PEAK	<table border="1"> <thead> <tr> <th>Limit</th> <th>Read</th> <th>Ant</th> <th>Cable</th> <th>Preamp</th> <th>APos</th> <th>TPos</th> <th>Remark</th> </tr> <tr> <th>Freq</th> <th>Level</th> <th>Line</th> <th>Margin</th> <th>Level</th> <th>Factor</th> <th>Loss</th> <th>Factor</th> </tr> <tr> <th>MHz</th> <th>dBuV/m</th> <th>dBuV/m</th> <th>dB</th> <th>dBuV</th> <th>dB/m</th> <th>dB</th> <th>dB</th> </tr> </thead> <tbody> <tr> <td>1</td> <td>5210.00</td> <td>91.18</td> <td>-----</td> <td>-----</td> <td>81.19</td> <td>34.66</td> <td>7.95</td> <td>32.62</td> <td>396</td> <td>0</td> <td>PEAK</td> </tr> </tbody> </table>	Limit	Read	Ant	Cable	Preamp	APos	TPos	Remark	Freq	Level	Line	Margin	Level	Factor	Loss	Factor	MHz	dBuV/m	dBuV/m	dB	dBuV	dB/m	dB	dB	1	5210.00	91.18	-----	-----	81.19	34.66	7.95	32.62	396	0	PEAK
	Limit	Read	Ant	Cable	Preamp	APos	TPos	Remark																																																																		
Freq	Level	Line	Margin	Level	Factor	Loss	Factor																																																																			
MHz	dBuV/m	dBuV/m	dB	dBuV	dB/m	dB	dB																																																																			
1	5134.40	54.82	74.00	-19.18	44.95	34.61	7.91	32.65	396	0	PEAK																																																															
Limit	Read	Ant	Cable	Preamp	APos	TPos	Remark																																																																			
Freq	Level	Line	Margin	Level	Factor	Loss	Factor																																																																			
MHz	dBuV/m	dBuV/m	dB	dBuV	dB/m	dB	dB																																																																			
1	5210.00	91.18	-----	-----	81.19	34.66	7.95	32.62	396	0	PEAK																																																															
Avg	<table border="1"> <thead> <tr> <th>Limit</th> <th>Read</th> <th>Ant</th> <th>Cable</th> <th>Preamp</th> <th>APos</th> <th>TPos</th> <th>Remark</th> </tr> <tr> <th>Freq</th> <th>Level</th> <th>Line</th> <th>Margin</th> <th>Level</th> <th>Factor</th> <th>Loss</th> <th>Factor</th> </tr> <tr> <th>MHz</th> <th>dBuV/m</th> <th>dBuV/m</th> <th>dB</th> <th>dBuV</th> <th>dB/m</th> <th>dB</th> <th>dB</th> </tr> </thead> <tbody> <tr> <td>1</td> <td>5146.16</td> <td>45.42</td> <td>54.00</td> <td>-8.58</td> <td>35.52</td> <td>34.62</td> <td>7.92</td> <td>32.64</td> <td>396</td> <td>0</td> <td>AVERAGE</td> </tr> </tbody> </table>	Limit	Read	Ant	Cable	Preamp	APos	TPos	Remark	Freq	Level	Line	Margin	Level	Factor	Loss	Factor	MHz	dBuV/m	dBuV/m	dB	dBuV	dB/m	dB	dB	1	5146.16	45.42	54.00	-8.58	35.52	34.62	7.92	32.64	396	0	AVERAGE	<table border="1"> <thead> <tr> <th>Limit</th> <th>Read</th> <th>Ant</th> <th>Cable</th> <th>Preamp</th> <th>APos</th> <th>TPos</th> <th>Remark</th> </tr> <tr> <th>Freq</th> <th>Level</th> <th>Line</th> <th>Margin</th> <th>Level</th> <th>Factor</th> <th>Loss</th> <th>Factor</th> </tr> <tr> <th>MHz</th> <th>dBuV/m</th> <th>dBuV/m</th> <th>dB</th> <th>dBuV</th> <th>dB/m</th> <th>dB</th> <th>dB</th> </tr> </thead> <tbody> <tr> <td>1</td> <td>5210.00</td> <td>84.20</td> <td>-----</td> <td>-----</td> <td>74.21</td> <td>34.66</td> <td>7.95</td> <td>32.62</td> <td>396</td> <td>0</td> <td>AVERAGE</td> </tr> </tbody> </table>	Limit	Read	Ant	Cable	Preamp	APos	TPos	Remark	Freq	Level	Line	Margin	Level	Factor	Loss	Factor	MHz	dBuV/m	dBuV/m	dB	dBuV	dB/m	dB	dB	1	5210.00	84.20	-----	-----	74.21	34.66	7.95	32.62	396	0	AVERAGE
Limit	Read	Ant	Cable	Preamp	APos	TPos	Remark																																																																			
Freq	Level	Line	Margin	Level	Factor	Loss	Factor																																																																			
MHz	dBuV/m	dBuV/m	dB	dBuV	dB/m	dB	dB																																																																			
1	5146.16	45.42	54.00	-8.58	35.52	34.62	7.92	32.64	396	0	AVERAGE																																																															
Limit	Read	Ant	Cable	Preamp	APos	TPos	Remark																																																																			
Freq	Level	Line	Margin	Level	Factor	Loss	Factor																																																																			
MHz	dBuV/m	dBuV/m	dB	dBuV	dB/m	dB	dB																																																																			
1	5210.00	84.20	-----	-----	74.21	34.66	7.95	32.62	396	0	AVERAGE																																																															



		26																																					
Mode	Band Edge - R																																						
	U-NII-1_5.47-5.725_802.11ac VHT80_CH42_5210MHz																																						
Pol.	Vertical	Fundamental																																					
Peak	<p>Date: 2024-06-28</p> <table border="1"> <thead> <tr> <th>Limit</th> <th>Read</th> <th>Ant</th> <th>Cable</th> <th>Preamp</th> <th>APos</th> <th>TPos</th> <th>Remark</th> </tr> <tr> <th>Freq</th> <th>Level</th> <th>Line</th> <th>Margin</th> <th>Level</th> <th>Factor</th> <th>Loss</th> <th>Factor</th> </tr> <tr> <th>MHz</th> <th>dBuV/m</th> <th>dBuV/m</th> <th>dB</th> <th>dBuV</th> <th>dB/m</th> <th>dB</th> <th>dB</th> </tr> </thead> <tbody> <tr> <td>1</td> <td>5376.00</td> <td>49.29</td> <td>74.00</td> <td>-24.71</td> <td>38.64</td> <td>34.80</td> <td>8.40</td> <td>32.55</td> <td>396</td> <td>0</td> <td>PEAK</td> </tr> </tbody> </table>	Limit	Read	Ant	Cable	Preamp	APos	TPos	Remark	Freq	Level	Line	Margin	Level	Factor	Loss	Factor	MHz	dBuV/m	dBuV/m	dB	dBuV	dB/m	dB	dB	1	5376.00	49.29	74.00	-24.71	38.64	34.80	8.40	32.55	396	0	PEAK	Blank	
Limit	Read	Ant	Cable	Preamp	APos	TPos	Remark																																
Freq	Level	Line	Margin	Level	Factor	Loss	Factor																																
MHz	dBuV/m	dBuV/m	dB	dBuV	dB/m	dB	dB																																
1	5376.00	49.29	74.00	-24.71	38.64	34.80	8.40	32.55	396	0	PEAK																												
Avg	<p>Date: 2024-06-28</p> <table border="1"> <thead> <tr> <th>Limit</th> <th>Read</th> <th>Ant</th> <th>Cable</th> <th>Preamp</th> <th>APos</th> <th>TPos</th> <th>Remark</th> </tr> <tr> <th>Freq</th> <th>Level</th> <th>Line</th> <th>Margin</th> <th>Level</th> <th>Factor</th> <th>Loss</th> <th>Factor</th> </tr> <tr> <th>MHz</th> <th>dBuV/m</th> <th>dBuV/m</th> <th>dB</th> <th>dBuV</th> <th>dB/m</th> <th>dB</th> <th>dB</th> </tr> </thead> <tbody> <tr> <td>1</td> <td>5399.00</td> <td>40.99</td> <td>54.00</td> <td>-13.01</td> <td>30.25</td> <td>34.82</td> <td>8.46</td> <td>32.54</td> <td>396</td> <td>0</td> <td>AVERAGE</td> </tr> </tbody> </table>	Limit	Read	Ant	Cable	Preamp	APos	TPos	Remark	Freq	Level	Line	Margin	Level	Factor	Loss	Factor	MHz	dBuV/m	dBuV/m	dB	dBuV	dB/m	dB	dB	1	5399.00	40.99	54.00	-13.01	30.25	34.82	8.46	32.54	396	0	AVERAGE	Blank	
Limit	Read	Ant	Cable	Preamp	APos	TPos	Remark																																
Freq	Level	Line	Margin	Level	Factor	Loss	Factor																																
MHz	dBuV/m	dBuV/m	dB	dBuV	dB/m	dB	dB																																
1	5399.00	40.99	54.00	-13.01	30.25	34.82	8.46	32.54	396	0	AVERAGE																												



Mode	26																																																																																																
	Harmonic																																																																																																
	U-NII-1_5.47-5.725_802.11ac VHT80_CH42_5210MHz																																																																																																
Pol.	Horizontal	Vertical																																																																																															
Peak Avg	<p>Date: 2024-06-26</p>	<p>Date: 2024-06-26</p>																																																																																															
	<table border="1"> <thead> <tr> <th>Limit</th> <th>Read</th> <th>Ant</th> <th>Cable</th> <th>Preamp</th> <th>APos</th> <th>TPos</th> <th>Remark</th> </tr> <tr> <th>Freq</th> <th>Level</th> <th>Line Margin</th> <th>Level</th> <th>Factor</th> <th>Loss Factor</th> <th></th> <th></th> </tr> <tr> <th>MHz</th> <th>dBuV/m</th> <th>dBuV/m</th> <th>dB</th> <th>dBuV</th> <th>dB/m</th> <th>dB</th> <th>dB</th> </tr> </thead> <tbody> <tr> <td>1</td> <td>10420.00</td> <td>47.91</td> <td>68.30</td> <td>-20.39</td> <td>58.67</td> <td>37.40</td> <td>10.77</td> <td>58.93</td> <td>--</td> <td>--</td> <td>Peak</td> </tr> <tr> <td>2</td> <td>15630.00</td> <td>47.43</td> <td>74.00</td> <td>-26.57</td> <td>54.74</td> <td>39.00</td> <td>12.72</td> <td>59.03</td> <td>--</td> <td>--</td> <td>Peak</td> </tr> </tbody> </table>	Limit	Read	Ant	Cable	Preamp	APos	TPos	Remark	Freq	Level	Line Margin	Level	Factor	Loss Factor			MHz	dBuV/m	dBuV/m	dB	dBuV	dB/m	dB	dB	1	10420.00	47.91	68.30	-20.39	58.67	37.40	10.77	58.93	--	--	Peak	2	15630.00	47.43	74.00	-26.57	54.74	39.00	12.72	59.03	--	--	Peak	<table border="1"> <thead> <tr> <th>Limit</th> <th>Read</th> <th>Ant</th> <th>Cable</th> <th>Preamp</th> <th>APos</th> <th>TPos</th> <th>Remark</th> </tr> <tr> <th>Freq</th> <th>Level</th> <th>Line Margin</th> <th>Level</th> <th>Factor</th> <th>Loss Factor</th> <th></th> <th></th> </tr> <tr> <th>MHz</th> <th>dBuV/m</th> <th>dBuV/m</th> <th>dB</th> <th>dBuV</th> <th>dB/m</th> <th>dB</th> <th>dB</th> </tr> </thead> <tbody> <tr> <td>1</td> <td>10420.00</td> <td>48.16</td> <td>68.30</td> <td>-20.14</td> <td>58.92</td> <td>37.40</td> <td>10.77</td> <td>58.93</td> <td>--</td> <td>--</td> <td>Peak</td> </tr> <tr> <td>2</td> <td>15630.00</td> <td>48.38</td> <td>74.00</td> <td>-25.62</td> <td>55.69</td> <td>39.00</td> <td>12.72</td> <td>59.03</td> <td>--</td> <td>--</td> <td>Peak</td> </tr> </tbody> </table>	Limit	Read	Ant	Cable	Preamp	APos	TPos	Remark	Freq	Level	Line Margin	Level	Factor	Loss Factor			MHz	dBuV/m	dBuV/m	dB	dBuV	dB/m	dB	dB	1	10420.00	48.16	68.30	-20.14	58.92	37.40	10.77	58.93	--	--	Peak	2	15630.00	48.38	74.00	-25.62	55.69	39.00	12.72	59.03	--	--
Limit	Read	Ant	Cable	Preamp	APos	TPos	Remark																																																																																										
Freq	Level	Line Margin	Level	Factor	Loss Factor																																																																																												
MHz	dBuV/m	dBuV/m	dB	dBuV	dB/m	dB	dB																																																																																										
1	10420.00	47.91	68.30	-20.39	58.67	37.40	10.77	58.93	--	--	Peak																																																																																						
2	15630.00	47.43	74.00	-26.57	54.74	39.00	12.72	59.03	--	--	Peak																																																																																						
Limit	Read	Ant	Cable	Preamp	APos	TPos	Remark																																																																																										
Freq	Level	Line Margin	Level	Factor	Loss Factor																																																																																												
MHz	dBuV/m	dBuV/m	dB	dBuV	dB/m	dB	dB																																																																																										
1	10420.00	48.16	68.30	-20.14	58.92	37.40	10.77	58.93	--	--	Peak																																																																																						
2	15630.00	48.38	74.00	-25.62	55.69	39.00	12.72	59.03	--	--	Peak																																																																																						



		27																																																																									
Mode	Band Edge - L																																																																										
	U-NII-2A_5.47-5.725_802.11ac VHT80_CH58_5290MHz																																																																										
Pol.	Horizontal		Fundamental																																																																								
Peak																																																																											
	<table border="1"> <thead> <tr> <th>Limit</th> <th>Read</th> <th>Ant</th> <th>Cable</th> <th>Preamp</th> <th>APos</th> <th>TPos</th> <th>Remark</th> </tr> <tr> <th>Freq</th> <th>Level</th> <th>Line</th> <th>Margin</th> <th>Level</th> <th>Factor</th> <th>Loss</th> <th>Factor</th> </tr> <tr> <th>MHz</th> <th>dBuV/m</th> <th>dBuV/m</th> <th>dB</th> <th>dBuV</th> <th>dB/m</th> <th>dB</th> <th>dB</th> </tr> </thead> <tbody> <tr> <td>1</td> <td>5011.89</td> <td>49.91</td> <td>74.00</td> <td>-24.09</td> <td>40.27</td> <td>34.51</td> <td>7.83</td> <td>32.70</td> <td>400</td> <td>68</td> <td>PEAK</td> </tr> </tbody> </table>		Limit	Read	Ant	Cable	Preamp	APos	TPos	Remark	Freq	Level	Line	Margin	Level	Factor	Loss	Factor	MHz	dBuV/m	dBuV/m	dB	dBuV	dB/m	dB	dB	1	5011.89	49.91	74.00	-24.09	40.27	34.51	7.83	32.70	400	68	PEAK	<table border="1"> <thead> <tr> <th>Limit</th> <th>Read</th> <th>Ant</th> <th>Cable</th> <th>Preamp</th> <th>APos</th> <th>TPos</th> <th>Remark</th> </tr> <tr> <th>Freq</th> <th>Level</th> <th>Line</th> <th>Margin</th> <th>Level</th> <th>Factor</th> <th>Loss</th> <th>Factor</th> </tr> <tr> <th>MHz</th> <th>dBuV/m</th> <th>dBuV/m</th> <th>dB</th> <th>dBuV</th> <th>dB/m</th> <th>dB</th> <th>dB</th> </tr> </thead> <tbody> <tr> <td>1</td> <td>5290.00</td> <td>92.25</td> <td>-----</td> <td>-----</td> <td>81.91</td> <td>34.74</td> <td>8.18</td> <td>32.58</td> <td>400</td> <td>68</td> <td>PEAK</td> </tr> </tbody> </table>		Limit	Read	Ant	Cable	Preamp	APos	TPos	Remark	Freq	Level	Line	Margin	Level	Factor	Loss	Factor	MHz	dBuV/m	dBuV/m	dB	dBuV	dB/m	dB	dB	1	5290.00	92.25	-----	-----	81.91	34.74	8.18	32.58	400	68
Limit	Read	Ant	Cable	Preamp	APos	TPos	Remark																																																																				
Freq	Level	Line	Margin	Level	Factor	Loss	Factor																																																																				
MHz	dBuV/m	dBuV/m	dB	dBuV	dB/m	dB	dB																																																																				
1	5011.89	49.91	74.00	-24.09	40.27	34.51	7.83	32.70	400	68	PEAK																																																																
Limit	Read	Ant	Cable	Preamp	APos	TPos	Remark																																																																				
Freq	Level	Line	Margin	Level	Factor	Loss	Factor																																																																				
MHz	dBuV/m	dBuV/m	dB	dBuV	dB/m	dB	dB																																																																				
1	5290.00	92.25	-----	-----	81.91	34.74	8.18	32.58	400	68	PEAK																																																																
Avg																																																																											
	<table border="1"> <thead> <tr> <th>Limit</th> <th>Read</th> <th>Ant</th> <th>Cable</th> <th>Preamp</th> <th>APos</th> <th>TPos</th> <th>Remark</th> </tr> <tr> <th>Freq</th> <th>Level</th> <th>Line</th> <th>Margin</th> <th>Level</th> <th>Factor</th> <th>Loss</th> <th>Factor</th> </tr> <tr> <th>MHz</th> <th>dBuV/m</th> <th>dBuV/m</th> <th>dB</th> <th>dBuV</th> <th>dB/m</th> <th>dB</th> <th>dB</th> </tr> </thead> <tbody> <tr> <td>1</td> <td>5046.98</td> <td>41.39</td> <td>54.00</td> <td>-12.61</td> <td>31.68</td> <td>34.54</td> <td>7.85</td> <td>32.68</td> <td>400</td> <td>68</td> <td>AVERAGE</td> </tr> </tbody> </table>		Limit	Read	Ant	Cable	Preamp	APos	TPos	Remark	Freq	Level	Line	Margin	Level	Factor	Loss	Factor	MHz	dBuV/m	dBuV/m	dB	dBuV	dB/m	dB	dB	1	5046.98	41.39	54.00	-12.61	31.68	34.54	7.85	32.68	400	68	AVERAGE	<table border="1"> <thead> <tr> <th>Limit</th> <th>Read</th> <th>Ant</th> <th>Cable</th> <th>Preamp</th> <th>APos</th> <th>TPos</th> <th>Remark</th> </tr> <tr> <th>Freq</th> <th>Level</th> <th>Line</th> <th>Margin</th> <th>Level</th> <th>Factor</th> <th>Loss</th> <th>Factor</th> </tr> <tr> <th>MHz</th> <th>dBuV/m</th> <th>dBuV/m</th> <th>dB</th> <th>dBuV</th> <th>dB/m</th> <th>dB</th> <th>dB</th> </tr> </thead> <tbody> <tr> <td>1</td> <td>5290.00</td> <td>85.68</td> <td>-----</td> <td>-----</td> <td>75.34</td> <td>34.74</td> <td>8.18</td> <td>32.58</td> <td>400</td> <td>68</td> <td>AVERAGE</td> </tr> </tbody> </table>		Limit	Read	Ant	Cable	Preamp	APos	TPos	Remark	Freq	Level	Line	Margin	Level	Factor	Loss	Factor	MHz	dBuV/m	dBuV/m	dB	dBuV	dB/m	dB	dB	1	5290.00	85.68	-----	-----	75.34	34.74	8.18	32.58	400	68
Limit	Read	Ant	Cable	Preamp	APos	TPos	Remark																																																																				
Freq	Level	Line	Margin	Level	Factor	Loss	Factor																																																																				
MHz	dBuV/m	dBuV/m	dB	dBuV	dB/m	dB	dB																																																																				
1	5046.98	41.39	54.00	-12.61	31.68	34.54	7.85	32.68	400	68	AVERAGE																																																																
Limit	Read	Ant	Cable	Preamp	APos	TPos	Remark																																																																				
Freq	Level	Line	Margin	Level	Factor	Loss	Factor																																																																				
MHz	dBuV/m	dBuV/m	dB	dBuV	dB/m	dB	dB																																																																				
1	5290.00	85.68	-----	-----	75.34	34.74	8.18	32.58	400	68	AVERAGE																																																																



		27																																									
Mode	Band Edge - R																																										
	U-NII-2A_5.47-5.725_802.11ac VHT80_CH58_5290MHz																																										
Pol.	Horizontal		Fundamental																																								
Peak	<p style="text-align: right;">Date: 2024-06-28</p> <table border="1"> <thead> <tr> <th>Limit</th> <th>Read</th> <th>Ant</th> <th>Cable</th> <th>Preamp</th> <th>APos</th> <th>TPos</th> <th colspan="2"></th> </tr> <tr> <th>Freq</th> <th>Level</th> <th>Line</th> <th>Margin</th> <th>Level</th> <th>Factor</th> <th>Loss</th> <th>Factor</th> <th>Remark</th> </tr> <tr> <th>MHz</th> <th>dBuV/m</th> <th>dBuV/m</th> <th>dB</th> <th>dBuV</th> <th>dB/m</th> <th>dB</th> <th>dB</th> <th>cm</th> <th>deg</th> </tr> </thead> <tbody> <tr> <td>1</td> <td>5352.56</td> <td>52.46</td> <td>74.00</td> <td>-21.54</td> <td>41.91</td> <td>34.78</td> <td>8.33</td> <td>32.56</td> <td>400</td> <td>68</td> <td>PEAK</td> </tr> </tbody> </table>		Limit	Read	Ant	Cable	Preamp	APos	TPos			Freq	Level	Line	Margin	Level	Factor	Loss	Factor	Remark	MHz	dBuV/m	dBuV/m	dB	dBuV	dB/m	dB	dB	cm	deg	1	5352.56	52.46	74.00	-21.54	41.91	34.78	8.33	32.56	400	68	PEAK	Blank
Limit	Read	Ant	Cable	Preamp	APos	TPos																																					
Freq	Level	Line	Margin	Level	Factor	Loss	Factor	Remark																																			
MHz	dBuV/m	dBuV/m	dB	dBuV	dB/m	dB	dB	cm	deg																																		
1	5352.56	52.46	74.00	-21.54	41.91	34.78	8.33	32.56	400	68	PEAK																																
Avg	<p style="text-align: right;">Date: 2024-06-28</p> <table border="1"> <thead> <tr> <th>Limit</th> <th>Read</th> <th>Ant</th> <th>Cable</th> <th>Preamp</th> <th>APos</th> <th>TPos</th> <th colspan="2"></th> </tr> <tr> <th>Freq</th> <th>Level</th> <th>Line</th> <th>Margin</th> <th>Level</th> <th>Factor</th> <th>Loss</th> <th>Factor</th> <th>Remark</th> </tr> <tr> <th>MHz</th> <th>dBuV/m</th> <th>dBuV/m</th> <th>dB</th> <th>dBuV</th> <th>dB/m</th> <th>dB</th> <th>dB</th> <th>cm</th> <th>deg</th> </tr> </thead> <tbody> <tr> <td>1</td> <td>5351.71</td> <td>44.46</td> <td>54.00</td> <td>-9.54</td> <td>33.91</td> <td>34.78</td> <td>8.33</td> <td>32.56</td> <td>400</td> <td>68</td> <td>AVERAGE</td> </tr> </tbody> </table>		Limit	Read	Ant	Cable	Preamp	APos	TPos			Freq	Level	Line	Margin	Level	Factor	Loss	Factor	Remark	MHz	dBuV/m	dBuV/m	dB	dBuV	dB/m	dB	dB	cm	deg	1	5351.71	44.46	54.00	-9.54	33.91	34.78	8.33	32.56	400	68	AVERAGE	Blank
Limit	Read	Ant	Cable	Preamp	APos	TPos																																					
Freq	Level	Line	Margin	Level	Factor	Loss	Factor	Remark																																			
MHz	dBuV/m	dBuV/m	dB	dBuV	dB/m	dB	dB	cm	deg																																		
1	5351.71	44.46	54.00	-9.54	33.91	34.78	8.33	32.56	400	68	AVERAGE																																



		27																																																																																		
Mode	Band Edge - L																																																																																			
	U-NII-2A_5.47-5.725_802.11ac VHT80_CH58_5290MHz																																																																																			
Pol.	Vertical	Fundamental																																																																																		
Peak	<table border="1"> <thead> <tr> <th colspan="2"></th> <th>Limit</th> <th>Read</th> <th>Ant</th> <th>Cable</th> <th>Preamp</th> <th>APos</th> <th>TPos</th> <th>Remark</th> </tr> <tr> <th>Freq</th> <th>Level</th> <th>Line Margin</th> <th>Level</th> <th>Factor</th> <th>Loss Factor</th> <th></th> <th></th> <th></th> <th></th> </tr> <tr> <th>MHz</th> <th>dBuV/m</th> <th>dBuV/m</th> <th>dB</th> <th>dBuV</th> <th>dB/m</th> <th>dB</th> <th>dB</th> <th>cm</th> <th>deg</th> </tr> </thead> <tbody> <tr> <td>1</td> <td>5138.91</td> <td>50.46</td> <td>74.00</td> <td>-23.54</td> <td>40.58</td> <td>34.61</td> <td>7.91</td> <td>32.64</td> <td>300</td> <td>188 PEAK</td> </tr> </tbody> </table>			Limit	Read	Ant	Cable	Preamp	APos	TPos	Remark	Freq	Level	Line Margin	Level	Factor	Loss Factor					MHz	dBuV/m	dBuV/m	dB	dBuV	dB/m	dB	dB	cm	deg	1	5138.91	50.46	74.00	-23.54	40.58	34.61	7.91	32.64	300	188 PEAK	<table border="1"> <thead> <tr> <th colspan="2"></th> <th>Limit</th> <th>Read</th> <th>Ant</th> <th>Cable</th> <th>Preamp</th> <th>APos</th> <th>TPos</th> <th>Remark</th> </tr> <tr> <th>Freq</th> <th>Level</th> <th>Line Margin</th> <th>Level</th> <th>Factor</th> <th>Loss Factor</th> <th></th> <th></th> <th></th> <th></th> </tr> <tr> <th>MHz</th> <th>dBuV/m</th> <th>dBuV/m</th> <th>dB</th> <th>dBuV</th> <th>dB/m</th> <th>dB</th> <th>dB</th> <th>cm</th> <th>deg</th> </tr> </thead> <tbody> <tr> <td>1</td> <td>5290.00</td> <td>91.92</td> <td>-----</td> <td>-----</td> <td>81.52</td> <td>34.75</td> <td>8.22</td> <td>32.57</td> <td>300</td> <td>188 PEAK</td> </tr> </tbody> </table>			Limit	Read	Ant	Cable	Preamp	APos	TPos	Remark	Freq	Level	Line Margin	Level	Factor	Loss Factor					MHz	dBuV/m	dBuV/m	dB	dBuV	dB/m	dB	dB	cm	deg	1	5290.00	91.92	-----	-----	81.52	34.75	8.22	32.57	300	188 PEAK
			Limit	Read	Ant	Cable	Preamp	APos	TPos	Remark																																																																										
Freq	Level	Line Margin	Level	Factor	Loss Factor																																																																															
MHz	dBuV/m	dBuV/m	dB	dBuV	dB/m	dB	dB	cm	deg																																																																											
1	5138.91	50.46	74.00	-23.54	40.58	34.61	7.91	32.64	300	188 PEAK																																																																										
		Limit	Read	Ant	Cable	Preamp	APos	TPos	Remark																																																																											
Freq	Level	Line Margin	Level	Factor	Loss Factor																																																																															
MHz	dBuV/m	dBuV/m	dB	dBuV	dB/m	dB	dB	cm	deg																																																																											
1	5290.00	91.92	-----	-----	81.52	34.75	8.22	32.57	300	188 PEAK																																																																										
Avg	<table border="1"> <thead> <tr> <th colspan="2"></th> <th>Limit</th> <th>Read</th> <th>Ant</th> <th>Cable</th> <th>Preamp</th> <th>APos</th> <th>TPos</th> <th>Remark</th> </tr> <tr> <th>Freq</th> <th>Level</th> <th>Line Margin</th> <th>Level</th> <th>Factor</th> <th>Loss Factor</th> <th></th> <th></th> <th></th> <th></th> </tr> <tr> <th>MHz</th> <th>dBuV/m</th> <th>dBuV/m</th> <th>dB</th> <th>dBuV</th> <th>dB/m</th> <th>dB</th> <th>dB</th> <th>cm</th> <th>deg</th> </tr> </thead> <tbody> <tr> <td>1</td> <td>5045.53</td> <td>41.38</td> <td>54.00</td> <td>-12.62</td> <td>31.67</td> <td>34.54</td> <td>7.85</td> <td>32.68</td> <td>300</td> <td>188 AVERAGE</td> </tr> </tbody> </table>			Limit	Read	Ant	Cable	Preamp	APos	TPos	Remark	Freq	Level	Line Margin	Level	Factor	Loss Factor					MHz	dBuV/m	dBuV/m	dB	dBuV	dB/m	dB	dB	cm	deg	1	5045.53	41.38	54.00	-12.62	31.67	34.54	7.85	32.68	300	188 AVERAGE	<table border="1"> <thead> <tr> <th colspan="2"></th> <th>Limit</th> <th>Read</th> <th>Ant</th> <th>Cable</th> <th>Preamp</th> <th>APos</th> <th>TPos</th> <th>Remark</th> </tr> <tr> <th>Freq</th> <th>Level</th> <th>Line Margin</th> <th>Level</th> <th>Factor</th> <th>Loss Factor</th> <th></th> <th></th> <th></th> <th></th> </tr> <tr> <th>MHz</th> <th>dBuV/m</th> <th>dBuV/m</th> <th>dB</th> <th>dBuV</th> <th>dB/m</th> <th>dB</th> <th>dB</th> <th>cm</th> <th>deg</th> </tr> </thead> <tbody> <tr> <td>1</td> <td>5290.00</td> <td>84.74</td> <td>-----</td> <td>-----</td> <td>74.40</td> <td>34.74</td> <td>8.18</td> <td>32.58</td> <td>300</td> <td>188 AVERAGE</td> </tr> </tbody> </table>			Limit	Read	Ant	Cable	Preamp	APos	TPos	Remark	Freq	Level	Line Margin	Level	Factor	Loss Factor					MHz	dBuV/m	dBuV/m	dB	dBuV	dB/m	dB	dB	cm	deg	1	5290.00	84.74	-----	-----	74.40	34.74	8.18	32.58	300	188 AVERAGE
		Limit	Read	Ant	Cable	Preamp	APos	TPos	Remark																																																																											
Freq	Level	Line Margin	Level	Factor	Loss Factor																																																																															
MHz	dBuV/m	dBuV/m	dB	dBuV	dB/m	dB	dB	cm	deg																																																																											
1	5045.53	41.38	54.00	-12.62	31.67	34.54	7.85	32.68	300	188 AVERAGE																																																																										
		Limit	Read	Ant	Cable	Preamp	APos	TPos	Remark																																																																											
Freq	Level	Line Margin	Level	Factor	Loss Factor																																																																															
MHz	dBuV/m	dBuV/m	dB	dBuV	dB/m	dB	dB	cm	deg																																																																											
1	5290.00	84.74	-----	-----	74.40	34.74	8.18	32.58	300	188 AVERAGE																																																																										



		27																																					
Mode	Band Edge - R																																						
	U-NII-2A_5.47-5.725_802.11ac VHT80_CH58_5290MHz																																						
Pol.	Vertical	Fundamental																																					
Peak	<p style="text-align: right;">Date: 2024-06-28</p> <table border="1"> <thead> <tr> <th>Limit</th> <th>Read</th> <th>Ant</th> <th>Cable</th> <th>Preamp</th> <th>APos</th> <th>TPos</th> <th>Remark</th> </tr> <tr> <th>Freq</th> <th>Level</th> <th>Line</th> <th>Margin</th> <th>Level</th> <th>Factor</th> <th>Loss</th> <th>Factor</th> </tr> <tr> <th>MHz</th> <th>dBuV/m</th> <th>dBuV/m</th> <th>dB</th> <th>dBuV</th> <th>dB/m</th> <th>dB</th> <th>dB</th> </tr> </thead> <tbody> <tr> <td>1</td> <td>5363.61</td> <td>51.92</td> <td>74.00</td> <td>-22.08</td> <td>41.32</td> <td>34.79</td> <td>8.36</td> <td>32.55</td> <td>300</td> <td>188</td> <td>PEAK</td> </tr> </tbody> </table>	Limit	Read	Ant	Cable	Preamp	APos	TPos	Remark	Freq	Level	Line	Margin	Level	Factor	Loss	Factor	MHz	dBuV/m	dBuV/m	dB	dBuV	dB/m	dB	dB	1	5363.61	51.92	74.00	-22.08	41.32	34.79	8.36	32.55	300	188	PEAK	Blank	
Limit	Read	Ant	Cable	Preamp	APos	TPos	Remark																																
Freq	Level	Line	Margin	Level	Factor	Loss	Factor																																
MHz	dBuV/m	dBuV/m	dB	dBuV	dB/m	dB	dB																																
1	5363.61	51.92	74.00	-22.08	41.32	34.79	8.36	32.55	300	188	PEAK																												
Avg	<p style="text-align: right;">Date: 2024-06-28</p> <table border="1"> <thead> <tr> <th>Limit</th> <th>Read</th> <th>Ant</th> <th>Cable</th> <th>Preamp</th> <th>APos</th> <th>TPos</th> <th>Remark</th> </tr> <tr> <th>Freq</th> <th>Level</th> <th>Line</th> <th>Margin</th> <th>Level</th> <th>Factor</th> <th>Loss</th> <th>Factor</th> </tr> <tr> <th>MHz</th> <th>dBuV/m</th> <th>dBuV/m</th> <th>dB</th> <th>dBuV</th> <th>dB/m</th> <th>dB</th> <th>dB</th> </tr> </thead> <tbody> <tr> <td>1</td> <td>5352.05</td> <td>43.67</td> <td>54.00</td> <td>-10.33</td> <td>33.12</td> <td>34.78</td> <td>8.33</td> <td>32.56</td> <td>300</td> <td>188</td> <td>AVERAGE</td> </tr> </tbody> </table>	Limit	Read	Ant	Cable	Preamp	APos	TPos	Remark	Freq	Level	Line	Margin	Level	Factor	Loss	Factor	MHz	dBuV/m	dBuV/m	dB	dBuV	dB/m	dB	dB	1	5352.05	43.67	54.00	-10.33	33.12	34.78	8.33	32.56	300	188	AVERAGE	Blank	
Limit	Read	Ant	Cable	Preamp	APos	TPos	Remark																																
Freq	Level	Line	Margin	Level	Factor	Loss	Factor																																
MHz	dBuV/m	dBuV/m	dB	dBuV	dB/m	dB	dB																																
1	5352.05	43.67	54.00	-10.33	33.12	34.78	8.33	32.56	300	188	AVERAGE																												