

FCC SAR EVALUATION REPORT

**In accordance with the requirements of
FCC 47 CFR Part 2(2.1093), ANSI/IEEE C95.1-1992 and
IEEE Std 1528-2013**

Product Name : MiFi
Brand Name : MEIGLink
Model Name : SLT779
Family Model : N/A
Report No. : S22080805001001
FCC ID : 2APJ4-SLT779

Prepared for

MeiG Smart Technology Co., Ltd
2nd Floor, Office Building, No.5 Lingxia Road, Fenghuang, Fuyong Street, Bao'an District,
Shenzhen, China

Prepared by

Shenzhen NTEK Testing Technology Co., Ltd.
1/F, Building E, Fenda Science Park, Sanwei Community, Xixiang Street,
Bao'an District, Shenzhen 518126 P.R.China.
Tel. 400-800-6106, 0755-2320 0050, 0755-2320 0090
Website: <http://www.ntek.org.cn>

TEST RESULT CERTIFICATION

Applicant's name : MeiG Smart Technology Co., Ltd
Address..... : 2nd Floor, Office Building, No.5 Lingxia Road, Fenghuang, Fuyong Street, Bao'an District, Shenzhen, China

Manufacturer's Name : MeiG Smart Technology Co., Ltd
Address..... : 2nd Floor, Office Building, No.5 Lingxia Road, Fenghuang, Fuyong Street, Bao'an District, Shenzhen, China

Product description

Product name : MiFi
Brand Name : MEIGLink
Model and/or type reference : SLT779
Family Model : N/A

Standards : FCC 47 CFR Part 2(2.1093)
ANSI/IEEE C95.1-1992
IEEE Std 1528-2013
Published RF exposure KDB procedures

This device described above has been tested by Shenzhen NTEK. In accordance with the measurement methods and procedures specified in IEEE Std 1528-2013 and KDB 865664 D01. Testing has shown that this device is capable of compliance with localized specific absorption rate (SAR) specified in FCC 47 CFR Part 2(2.1093) and ANSI/IEEE C95.1-1992. The test results in this report apply only to the tested sample of the stated device/equipment. Other similar device/equipment will not necessarily produce the same results due to production tolerance and measurement uncertainties.

This report shall not be reproduced except in full, without the written approval of Shenzhen NTEK, this document may be altered or revised by Shenzhen NTEK, personal only, and shall be noted in the revision of the document.

Test Sample Number..... : S220808050001

Date of Test

Date (s) of performance of tests..... : Aug. 09, 2022 ~ Aug. 18, 2022
Date of Issue : Aug. 19, 2022
Test Result..... : **Pass**

Prepared By : Jacob. chen
(Test Engineer) : (Jacob Chen)

Approved By : Alex
(Lab Manager) : (Alex Li)

※ ※ Revision History ※ ※

REV.	DESCRIPTION	ISSUED DATE	REMARK
Rev.1.0	Initial Test Report Release	Aug. 19, 2022	Jacob Chen

TABLE OF CONTENTS

1. General Information	6
1.1. RF exposure limits.....	6
1.2. Statement of Compliance	7
1.3. EUT Description	7
1.4. Test specification(s)	9
1.5. Ambient Condition.....	9
2. SAR Measurement System	10
2.1. SATIMO SAR Measurement Set-up Diagram	10
2.2. Robot	11
2.3. E-Field Probe.....	12
2.3.1. E-Field Probe Calibration	12
2.4. SAM phantoms	13
2.4.1. Technical Data	14
2.5. Device Holder	15
2.6. Test Equipment List	16
3. SAR Measurement Procedures	18
3.1. Power Reference	18
3.2. Area scan & Zoom scan.....	18
3.3. Description of interpolation/extrapolation scheme	20
3.4. Volumetric Scan	20
3.5. Power Drift	20
4. System Verification Procedure	21
4.1. Tissue Verification	21
4.1.1. Tissue Dielectric Parameter Check Results	22
4.2. System Verification Procedure	23
4.2.1. System Verification Results.....	24
5. SAR Measurement variability and uncertainty	25
5.1. SAR measurement variability.....	25
5.2. SAR measurement uncertainty	25
6. RF Exposure Positions.....	26
6.1. Wireless Router Device.....	26
7. RF Output Power	27
7.1. WCDMA Conducted Power	27
7.2. LTE Conducted Power	27
7.3. WLAN Output Power.....	68
7.4. Proximity Sensor Considerations	70
7.4.1. Proximity sensor triggering distances.....	70
7.4.2. Proximity sensor coverage range	76
7.4.3. EUT tilt angle influences to proximity sensor triggering	76

8. Antenna Location.....	78
9. SAR Results	78
9.1. SAR measurement Result.....	78
9.1.1. SAR measurement Result of WCDMA Band 5.....	78
9.1.2. SAR measurement Result of LTE Band 2	79
9.1.3. SAR measurement Result of LTE Band 4	80
9.1.4. SAR measurement Result of LTE Band 5	81
9.1.5. SAR measurement Result of LTE Band 12	82
9.1.6. SAR measurement Result of LTE Band 13	82
9.1.7. SAR measurement Result of LTE Band 25	83
9.1.8. SAR measurement Result of LTE Band 26A	84
9.1.9. SAR measurement Result of LTE Band 26B	85
9.1.10. SAR measurement Result of LTE Band 41	86
9.1.11. SAR measurement Result of LTE Band 66	86
9.1.12. SAR measurement Result of LTE Band 71	87
9.1.13. SAR measurement Result of WLAN 2.4G	88
9.1.14. SAR measurement Result of WLAN 5.2G	89
9.1.15. SAR measurement Result of WLAN 5.8G	90
9.2. Simultaneous Transmission Analysis.....	91
10. Appendix A. Photo documentation	91
11. Appendix B. System Check Plots.....	91
12. Appendix C. Plots of High SAR Measurement.....	109
13. Appendix D. Calibration Certificate	156

1. General Information

1.1. RF exposure limits

(A).Limits for Occupational/Controlled Exposure (W/kg)

Whole-Body	Partial-Body	Hands, Wrists, Feet and Ankles
0.4	8.0	20.0

(B).Limits for General Population/Uncontrolled Exposure (W/kg)

Whole-Body	Partial-Body	Hands, Wrists, Feet and Ankles
0.08	1.6	4.0

NOTE: **Whole-Body SAR** is averaged over the entire body, **partial-body SAR** is averaged over any 1 gram of tissue defined as a tissue volume in the shape of a cube. **SAR for hands, wrists, feet and ankles** is averaged over any 10 grams of tissue defined as a tissue volume in the shape of a cube.

Occupational/Controlled Environments:

Are defined as locations where there is exposure that may be incurred by people who are aware of the potential for exposure, (i.e. as a result of employment or occupation).

General Population/Uncontrolled Environments:

Are defined as locations where there is the exposure of individuals who have no knowledge or control of their exposure.

NOTE
TRUNK LIMIT
1.6 W/kg
APPLIED TO THIS EUT

1.2. Statement of Compliance

The maximum results of Specific Absorption Rate (SAR) found during testing for SLT779 are as follows.

RF Exposure Conditions	Equipment Class -Highest Reported SAR (W/kg)			
	PCB	DTS	NII	DSS
1-g Hotspot (Separation distance of 10mm)	1.125	0.189	0.437	N/A
Max Simultaneous Tx	1.490	1.290	1.490	N/A

Note: The Max Simultaneous Tx is calculated based on the same configuration and test position. This device is in compliance with Specific Absorption Rate (SAR) for general population/uncontrolled exposure limits (1.6 W/kg) specified in FCC 47 CFR Part 2(2.1093) and ANSI/IEEE C95.1-1992, and had been tested in accordance with the measurement methods and procedures specified in IEEE Std 1528-2013 & KDB 865664 D01.

1.3. EUT Description

Device Information			
Product Name	MiFi		
Brand Name	MEIGLink		
Model Name	SLT779		
Family Model	N/A		
FCC ID	2APJ4-SLT779		
Device Phase	Identical Prototype		
Exposure Category	General population / Uncontrolled environment		
Antenna Type	WWAN ANT: LDS WLAN ANT: FPC		
Battery Information	DC 3.7V, 2300mAh, 8.51Wh		
HW Version	K779HSDL_V1.02_PCB		
SW Version	AWM45_2.00.3_EQ100		
Device Operating Configurations			
Supporting Mode(s)	WCDMA Band 5, LTE Band 2/4/5/12/13/25/26/41/66/71, WLAN 2.4G/5G		
Test Modulation	WCDMA(QPSK), LTE(QPSK/16QAM), WLAN(DSSS/OFDM)		
Device Class	B		
Operating Frequency Range(s)	Band	Tx (MHz)	Rx (MHz)
	WCDMA Band 5	824-849	869-894
	LTE Band 2	1850-1910	1930-1990
	LTE Band 4	1710-1755	2110-2155
	LTE Band 5	824-849	869-894

	LTE Band 12	699-716	729-746
	LTE Band 13	777-787	746-756
	LTE Band 25	1850-1915	1930-1995
	LTE Band 26A	814-824	859-869
	LTE Band 26B	824-849	869-894
	LTE Band 41	2496-2690	
	LTE Band 66	1710-1780	2110-2200
	LTE Band 71	663-698	617-652
	WLAN 2.4G	2412-2462	
	WLAN 5.2G	5180-5240	
	WLAN 5.8G	5745-5825	
	Power Class	3, tested with power control "all 1"(WCDMA Band 5)	
3, tested with power control all Max.(LTE Band 2)			
3, tested with power control all Max.(LTE Band 4)			
3, tested with power control all Max.(LTE Band 5)			
3, tested with power control all Max.(LTE Band 12)			
3, tested with power control all Max.(LTE Band 13)			
3, tested with power control all Max.(LTE Band 25)			
3, tested with power control all Max.(LTE Band 26A)			
3, tested with power control all Max.(LTE Band 26B)			
3, tested with power control all Max.(LTE Band 41)			
3, tested with power control all Max.(LTE Band 66)			
3, tested with power control all Max.(LTE Band 71)			

1.4. Test specification(s)

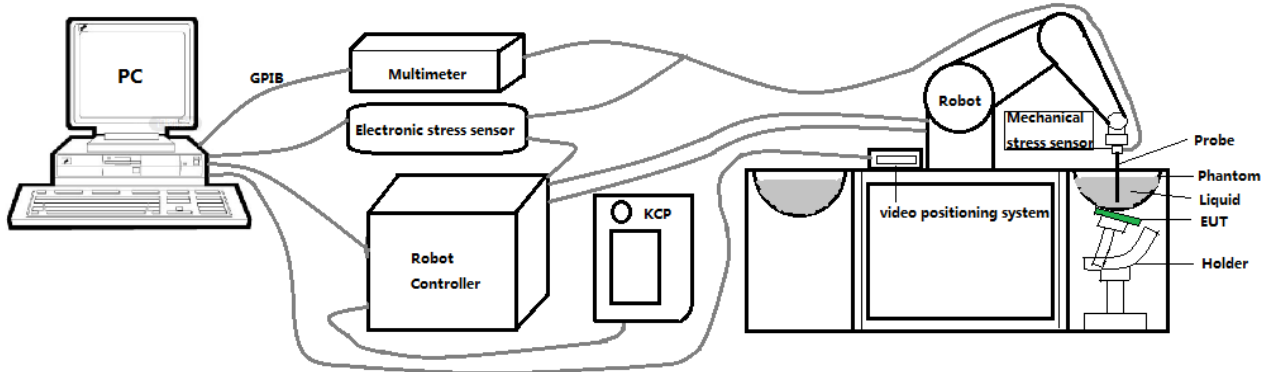
FCC 47 CFR Part 2(2.1093)
ANSI/IEEE C95.1-1992
IEEE Std 1528-2013
KDB 865664 D01 SAR measurement 100 MHz to 6 GHz
KDB 865664 D02 RF Exposure Reporting
KDB 447498 D01 General RF Exposure Guidance
KDB 248227 D01 802.11 Wi-Fi SAR
KDB 941225 D01 3G SAR Procedures
KDB 941225 D05 SAR for LTE Devices
KDB 941225 D06 Hotspot SAR

1.5. Ambient Condition

Ambient temperature	20°C – 24°C
Relative Humidity	30% – 70%

2. SAR Measurement System

2.1. SATIMO SAR Measurement Set-up Diagram



These measurements were performed with the automated near-field scanning system OPENSAR from SATIMO. The system is based on a high precision robot (working range: 901 mm), which positions the probes with a positional repeatability of better than ± 0.03 mm. The SAR measurements were conducted with dosimetric probe (manufactured by SATIMO), designed in the classical triangular configuration and optimized for dosimetric evaluation.

The first step of the field measurement is the evaluation of the voltages induced on the probe by the device under test. Probe diode detectors are nonlinear. Below the diode compression point, the output voltage is proportional to the square of the applied E-field; above the diode compression point, it is linear to the applied E-field. The compression point depends on the diode, and a calibration procedure is necessary for each sensor of the probe.

The Keithley multimeter reads the voltage of each sensor and send these three values to the PC. The corresponding E field value is calculated using the probe calibration factors, which are stored in the working directory. This evaluation includes linearization of the diode characteristics. The field calculation is done separately for each sensor. Each component of the E field is displayed on the "Dipole Area Scan Interface" and the total E field is displayed on the "3D Interface"

2.2. Robot

The SATIMO SAR system uses the high precision robots from KUKA. For the 6-axis controller system, the robot controller version (KUKA) from KUKA is used. The KUKA robot series have many features that are important for our application:



- High precision (repeatability ± 0.03 mm)
- High reliability (industrial design)
- Jerk-free straight movements
- Low ELF interference (the closed metallic construction shields against motor control fields)

2.3. E-Field Probe

This E-field detection probe is composed of three orthogonal dipoles linked to special Schottky diodes with low detection thresholds. The probe allows the measurement of electric fields in liquids such as the one defined in the IEEE and CENELEC standards.

For the measurements the Specific Dosimetric E-Field Probe SN 08/16 EPGO287 with following specifications is used



- Dynamic range: 0.01-100 W/kg
 - Tip Diameter : 2.5 mm
 - Distance between probe tip and sensor center: 1 mm
 - Distance between sensor center and the inner phantom surface: 2 mm (repeatability better than ± 1 mm).
 - Probe linearity: ± 0.08 dB
 - Axial isotropy: ± 0.01 dB
 - Hemispherical Isotropy: ± 0.01 dB
 - Calibration range: 650MHz to 5900MHz for head & body simulating liquid.
 - Lower detection limit: 8mW/kg
- Angle between probe axis (evaluation axis) and surface normal line: less than 30° .

2.3.1. E-Field Probe Calibration

Each probe needs to be calibrated according to a dosimetric assessment procedure with accuracy better than $\pm 10\%$. The spherical isotropy shall be evaluated and within ± 0.25 dB. The sensitivity parameters (Norm X, Norm Y, and Norm Z), the diode compression parameter (DCP) and the conversion factor (Conv F) of the probe are tested. The calibration data can be referred to appendix D of this report.

2.4. SAM phantoms

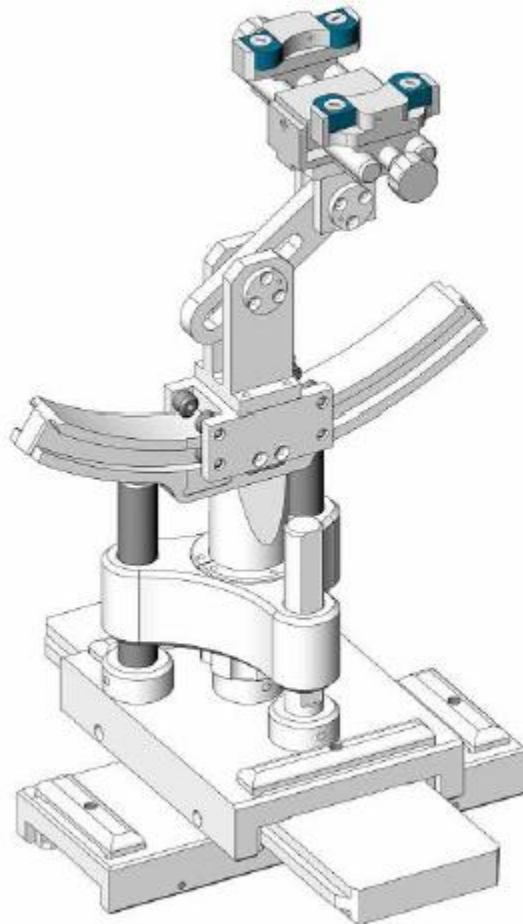
Photo of SAM phantom SN 16/15 SAM119



The SAM phantom is used to measure the SAR relative to people exposed to electro-magnetic field radiated by MiFis.

2.5. Device Holder

The positioning system allows obtaining cheek and tilting position with a very good accuracy. In compliance with CENELEC, the tilt angle uncertainty is lower than 1 degree.



Serial Number	Holder Material	Permittivity	Loss Tangent
SN 16/15 MSH100	Delrin	3.7	0.005

2.6. Test Equipment List

This table gives a complete overview of the SAR measurement equipment.

Devices used during the test described are marked

	Manufacturer	Name of Equipment	Type/Model	Serial Number	Calibration	
					Last Cal.	Due Date
<input checked="" type="checkbox"/>	MVG	E FIELD PROBE	SSE2	SN 08/16 EPGO287	Feb. 01, 2022	Jan. 31, 2023
<input checked="" type="checkbox"/>	MVG	750 MHz Dipole	SID750	SN 03/15 DIP 0G750-355	Mar. 01, 2021	Feb. 28, 2024
<input checked="" type="checkbox"/>	MVG	835 MHz Dipole	SID835	SN 03/15 DIP 0G835-347	Mar. 01, 2021	Feb. 28, 2024
<input type="checkbox"/>	MVG	900 MHz Dipole	SID900	SN 03/15 DIP 0G900-348	Mar. 01, 2021	Feb. 28, 2024
<input checked="" type="checkbox"/>	MVG	1800 MHz Dipole	SID1800	SN 03/15 DIP 1G800-349	Mar. 01, 2021	Feb. 28, 2024
<input checked="" type="checkbox"/>	MVG	1900 MHz Dipole	SID1900	SN 03/15 DIP 1G900-350	Mar. 01, 2021	Feb. 28, 2024
<input type="checkbox"/>	MVG	2000 MHz Dipole	SID2000	SN 03/15 DIP 2G000-351	Mar. 01, 2021	Feb. 28, 2024
<input type="checkbox"/>	MVG	2300 MHz Dipole	SID2300	SN 03/16 DIP 2G300-358	Mar. 01, 2021	Feb. 28, 2024
<input checked="" type="checkbox"/>	MVG	2450 MHz Dipole	SID2450	SN 03/15 DIP 2G450-352	Mar. 01, 2021	Feb. 28, 2024
<input checked="" type="checkbox"/>	MVG	2600 MHz Dipole	SID2600	SN 03/15 DIP 2G600-356	Mar. 01, 2021	Feb. 28, 2024
<input checked="" type="checkbox"/>	MVG	5000 MHz Dipole	SWG5500	SN 13/14 WGA 33	Mar. 01, 2021	Feb. 28, 2024
<input checked="" type="checkbox"/>	MVG	Liquid measurement Kit	SCLMP	SN 21/15 OCPG 72	NCR	NCR
<input checked="" type="checkbox"/>	MVG	Power Amplifier	N.A	AMPLISAR_28/14_003	NCR	NCR
<input checked="" type="checkbox"/>	KEITHLEY	Millivoltmeter	2000	4072790	NCR	NCR
<input checked="" type="checkbox"/>	R&S	Universal radio communication tester	CMU200	117858	Jun. 17, 2022	Jun. 16, 2023
<input checked="" type="checkbox"/>	R&S	Wideband radio communication tester	CMW500	103917	Jun. 17, 2022	Jun. 16, 2023
<input checked="" type="checkbox"/>	HP	Network Analyzer	8753D	3410J01136	Jun. 17, 2022	Jun. 16, 2023

<input checked="" type="checkbox"/>	Agilent	MXG Vector Signal Generator	N5182A	MY47070317	Jun. 16, 2022	Jun. 15, 2023
<input checked="" type="checkbox"/>	Agilent	Power meter	E4419B	MY45102538	Jun. 17, 2022	Jun. 16, 2023
<input checked="" type="checkbox"/>	Agilent	Power sensor	E9301A	MY41495644	Jun. 17, 2022	Jun. 16, 2023
<input checked="" type="checkbox"/>	Agilent	Power sensor	E9301A	US39212148	Jun. 17, 2022	Jun. 16, 2023
<input checked="" type="checkbox"/>	MCLI/USA	Directional Coupler	CB11-20	0D2L51502	Jul. 17, 2020	Jul. 16, 2023

3. SAR Measurement Procedures

The measurement procedures are as follows:

<Conducted power measurement>

- (a) For WWAN power measurement, use base station simulator to configure EUT WWAN transmission in conducted connection with RF cable, at maximum power in each supported wireless interface and frequency band.
- (b) Read the WWAN RF power level from the base station simulator.
- (c) For Wi-Fi/BT power measurement, use engineering software to configure EUT Wi-Fi/BT continuously transmission, at maximum RF power in each supported wireless interface and frequency band.
- (d) Connect EUT RF port through RF cable to the power meter, and measure Wi-Fi/BT output power.

<SAR measurement>

- (a) Use base station simulator to configure EUT WWAN transmission in radiated connection, and engineering software to configure EUT Wi-Fi/BT continuously transmission, at maximum RF power, in the highest power channel.
- (b) Place the EUT in the positions as Appendix A demonstrates.
- (c) Set scan area, grid size and other setting on the OPENSAR software.
- (d) Measure SAR results for the highest power channel on each testing position.
- (e) Find out the largest SAR result on these testing positions of each band.
- (f) Measure SAR results for other channels in worst SAR testing position if the reported SAR of highest power channel is larger than 0.8 W/kg.

According to the test standard, the recommended procedure for assessing the peak spatial-average SAR value consists of the following steps:

- (a) Power reference measurement
- (b) Area scan
- (c) Zoom scan
- (d) Power drift measurement

3.1. Power Reference

The Power Reference Measurement and Power Drift Measurements are for monitoring the power drift of the device under test in the batch process. The minimum distance of probe sensors to surface determines the closest measurement point to phantom surface. This distance cannot be smaller than the distance of sensor calibration points to probe tip as defined in the probe properties.

3.2. Area scan & Zoom scan

The area scan is a 2D scan to find the hot spot location on the DUT. The zoom scan is a 3D scan

above the hot spot to calculate the 1g and 10g SAR value.

Measurement of the SAR distribution with a grid of 8 to 16 mm * 8 to 16 mm and a constant distance to the inner surface of the phantom. Since the sensors cannot directly measure at the inner phantom surface, the values between the sensors and the inner phantom surface are extrapolated. With these values the area of the maximum SAR is calculated by an interpolation scheme. Around this point, a cube of 30 * 30 * 30 mm or 32 * 32 * 32 mm is assessed by measuring 5 or 8 * 5 or 8 * 4 or 5 mm. With these data, the peak spatial-average SAR value can be calculated.

From the scanned SAR distribution, identify the position of the maximum SAR value, in addition identify the positions of any local maxima with SAR values within 2 dB of the maximum value that will not be within the zoom scan of other peaks; additional peaks shall be measured only when the primary peak is within 2 dB of the SAR compliance limit (e.g., 1 W/kg for 1,6 W/kg 1 g limit, or 1,26 W/kg for 2 W/kg, 10 g limit).

Area scan & Zoom scan scan parameters extracted from FCC KDB 865664 D01 SAR measurement 100 MHz to 6 GHz.

		≤ 3 GHz	> 3 GHz	
Maximum distance from closest measurement point (geometric center of probe sensors) to phantom surface		5 ± 1 mm	½·δ·ln(2) ± 0.5 mm	
Maximum probe angle from probe axis to phantom surface normal at the measurement location		30° ± 1°	20° ± 1°	
Maximum area scan spatial resolution: Δx _{Area} , Δy _{Area}		≤ 2 GHz: ≤ 15 mm 2 – 3 GHz: ≤ 12 mm	3 – 4 GHz: ≤ 12 mm 4 – 6 GHz: ≤ 10 mm	
		When the x or y dimension of the test device, in the measurement plane orientation, is smaller than the above, the measurement resolution must be ≤ the corresponding x or y dimension of the test device with at least one measurement point on the test device.		
Maximum zoom scan spatial resolution: Δx _{Zoom} , Δy _{Zoom}		≤ 2 GHz: ≤ 8 mm 2 – 3 GHz: ≤ 5 mm*	3 – 4 GHz: ≤ 5 mm* 4 – 6 GHz: ≤ 4 mm*	
Maximum zoom scan spatial resolution, normal to phantom surface	uniform grid: Δz _{Zoom} (n)	≤ 5 mm	3 – 4 GHz: ≤ 4 mm 4 – 5 GHz: ≤ 3 mm 5 – 6 GHz: ≤ 2 mm	
	graded grid	Δz _{Zoom} (1): between 1 st two points closest to phantom surface	≤ 4 mm	3 – 4 GHz: ≤ 3 mm 4 – 5 GHz: ≤ 2.5 mm 5 – 6 GHz: ≤ 2 mm
		Δz _{Zoom} (n>1): between subsequent points	≤ 1.5·Δz _{Zoom} (n-1)	
Minimum zoom scan volume	x, y, z	≥ 30 mm	3 – 4 GHz: ≥ 28 mm 4 – 5 GHz: ≥ 25 mm 5 – 6 GHz: ≥ 22 mm	

Note: δ is the penetration depth of a plane-wave at normal incidence to the tissue medium; see draft standard IEEE P1528-2011 for details.

* When zoom scan is required and the *reported* SAR from the *area scan based 1-g SAR estimation* procedures of KDB 447498 is ≤ 1.4 W/kg, ≤ 8 mm, ≤ 7 mm and ≤ 5 mm zoom scan resolution may be applied, respectively, for 2 GHz to 3 GHz, 3 GHz to 4 GHz and 4 GHz to 6 GHz.

3.3. Description of interpolation/extrapolation scheme

The local SAR inside the phantom is measured using small dipole sensing elements inside a probe body. The probe tip must not be in contact with the phantom surface in order to minimise measurements errors, but the highest local SAR will occur at the surface of the phantom.

An extrapolation is used to determine these highest local SAR values. The extrapolation is based on a fourth-order least-square polynomial fit of measured data. The local SAR value is then extrapolated from the liquid surface with a 1 mm step.

The measurements have to be performed over a limited time (due to the duration of the battery) so the step of measurement is high. It could vary between 5 and 8 mm. To obtain an accurate assessment of the maximum SAR averaged over 10 grams and 1 gram requires a very fine resolution in the three dimensional scanned data array.

3.4. Volumetric Scan

The volumetric scan consists of a full 3D scan over a specific area. This 3D scan is useful for multi Tx SAR measurement. Indeed, it is possible with OpenSAR to add, point by point, several volumetric scans to calculate the SAR value of the combined measurement as it is defined in the standard IEEE1528 and IEC62209.

3.5. Power Drift

All SAR testing is under the EUT installed with a full charged battery and transmit maximum output power. In OpenSAR measurement software, the power reference measurement and power drift measurement procedures are used for monitoring the power drift of EUT during SAR test. Both these procedures measure the field at a specified reference position before and after the SAR testing. The software will calculate the field difference in V/m. If the power drifts more than $\pm 5\%$, the SAR will be retested.


4. System Verification Procedure

4.1. Tissue Verification

The following tissue formulations are provided for reference only as some of the parameters have not been thoroughly verified. The composition of ingredients may be modified accordingly to achieve the desired target tissue parameters required for routine SAR evaluation.

Ingredients (% of weight)	Head Tissue									
	750	835	900	1800	1900	2000	2450	2600	5200	5800
Frequency Band (MHz)										
Water	34.40	34.40	34.40	55.36	55.36	57.87	57.87	57.87	65.53	65.53
NaCl	0.79	0.79	0.79	0.35	0.35	0.16	0.16	0.16	0.00	0.00
1,2-Propanediol	64.81	64.81	64.81	0.00	0.00	0.00	0.00	0.00	0.00	0.00
Triton X-100	0.00	0.00	0.00	30.45	30.45	19.97	19.97	19.97	24.24	24.24
DGBE	0.00	0.00	0.00	13.84	13.84	22.00	22.00	22.00	10.23	10.23

For SAR measurement of the field distribution inside the phantom, the phantom must be filled with homogeneous tissue simulating liquid to a depth of at least 15 cm. For head SAR testing, the liquid depth from the ear reference point (ERP) of the phantom to the liquid top surface is larger than 15 cm.



4.1.1. Tissue Dielectric Parameter Check Results

The simulating liquids should be checked at the beginning of a series of SAR measurements to determine of the dielectric parameter are within the tolerances of the specified target values. The measured conductivity and relative permittivity should be within $\pm 5\%$ of the target values.

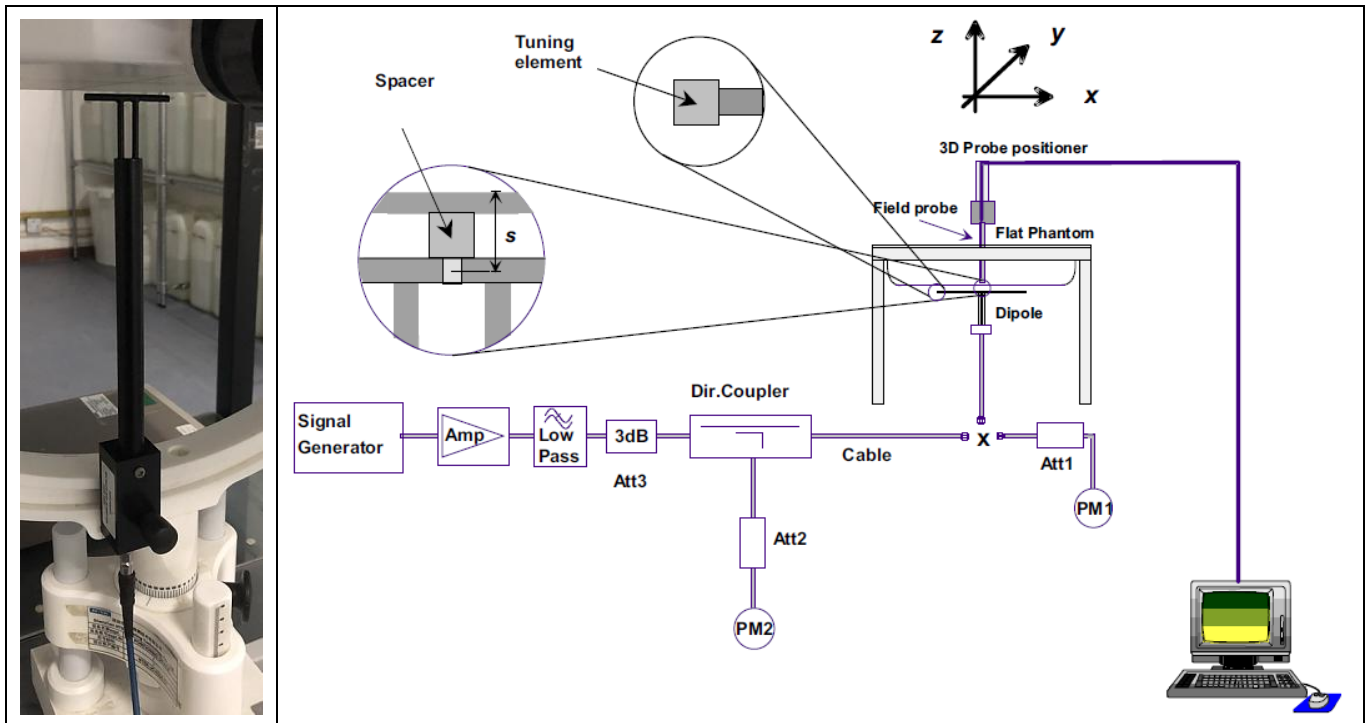
Tissue Type	Measured Frequency (MHz)	Target Tissue		Measured Tissue		Liquid Temp.	Test Date
		$\epsilon_r (\pm 5\%)$	σ (S/m) ($\pm 5\%$)	ϵ_r	σ (S/m)		
Head 750	750	41.96 (39.86~44.06)	0.89 (0.85~0.93)	40.23	0.89	21.7 °C	Aug. 11, 2022
Head 850	835	41.50 (39.43~43.58)	0.90 (0.86~0.95)	41.74	0.91	21.5 °C	Aug. 09, 2022
Head 1800	1800	40.00 (38.00~42.00)	1.40 (1.33~1.47)	38.72	1.38	21.5 °C	Aug. 18, 2022
Head 1900	1900	40.00 (38.00~42.00)	1.40 (1.33~1.47)	38.08	1.47	21.8 °C	Aug. 10, 2022
Head 2450	2450	39.20 (37.24~41.16)	1.80 (1.71~1.89)	37.67	1.77	21.4 °C	Aug. 18, 2022
Head 2600	2600	39.01 (37.06~40.96)	1.96 (1.86~2.06)	37.65	1.90	21.6 °C	Aug. 17, 2022
Head 5200	5200	36.00 (34.20~37.80)	4.66 (4.43~4.89)	35.49	4.55	21.2 °C	Aug. 16, 2022
Head 5800	5800	35.30 (33.54~37.07)	5.27 (5.01~5.53)	34.38	5.17	21.4 °C	Aug. 12, 2022

NOTE: The dielectric parameters of the tissue-equivalent liquid should be measured under similar ambient conditions and within 2 °C of the conditions expected during the SAR evaluation to satisfy protocol requirements.

4.2. System Verification Procedure

The system verification is performed for verifying the accuracy of the complete measurement system and performance of the software. The dipole is connected to the signal source consisting of signal generator and amplifier via a directional coupler, N-connector cable and adaption to SMA. It is fed with a power of 100mW (below 5GHz) or 100mW (above 5GHz). To adjust this power a power meter is used. The power sensor is connected to the cable before the system verification to measure the power at this point and do adjustments at the signal generator. At the outputs of the directional coupler both return loss as well as forward power are controlled during the system verification to make sure that emitted power at the dipole is kept constant. This can also be checked by the power drift measurement after the test (result on plot).

The system verification is shown as below picture:



4.2.1. System Verification Results

Comparing to the original SAR value provided by SATIMO, the verification data should be within its specification of $\pm 10\%$. Below table shows the target SAR and measured SAR after normalized to 1W input power. The table below indicates the system performance verification can meet the variation criterion and the plots can be referred to Appendix B of this report.

System Verification	Target SAR (1W) ($\pm 10\%$)		Measured SAR (Normalized to 1W)		Liquid Temp.	Test Date
	1-g (W/Kg)	10-g (W/Kg)	1-g (W/Kg)	10-g (W/Kg)		
750MHz	8.53 (7.68~9.38)	5.56 (5.01~6.11)	9.27	5.48	21.7 °C	Aug. 11, 2022
835MHz	9.84 (8.86~10.82)	6.22 (5.60~6.84)	10.47	6.52	21.5 °C	Aug. 09, 2022
1800MHz	37.96 (34.17~41.75)	19.81 (17.83~21.79)	41.50	20.37	21.5 °C	Aug. 18, 2022
1900MHz	40.37 (36.34~44.40)	20.48 (18.44~22.52)	42.55	20.87	21.8 °C	Aug. 10, 2022
2450MHz	53.69 (48.33~59.05)	23.94 (21.55~26.33)	50.19	26.10	21.4 °C	Aug. 22, 2022
2600MHz	55.83 (50.25~61.41)	24.19 (21.78~26.60)	52.25	23.00	21.6 °C	Aug. 19, 2022
5200MHz	162.34 (146.11~178.57)	55.42 (49.88~60.96)	169.64	56.61	21.2 °C	Aug. 16, 2022
5800MHz	178.89 (161.01~196.77)	59.32 (53.39~65.25)	196.31	62.83	21.4 °C	Aug. 12, 2022

5. SAR Measurement variability and uncertainty

5.1. SAR measurement variability

Per KDB865664 D01 SAR measurement 100 MHz to 6 GHz, SAR measurement variability must be assessed for each frequency band, which is determined by the SAR probe calibration point and tissue-equivalent medium used for the device measurements. The additional measurements are repeated after the completion of all measurements requiring the same head or body tissue-equivalent medium in a frequency band. The test device should be returned to ambient conditions (normal room temperature) with the battery fully charged before it is re-mounted on the device holder for the repeated measurement(s) to minimize any unexpected variations in the repeated results.

- 1) Repeated measurement is not required when the original highest measured SAR is < 0.80 W/kg; steps 2) through 4) do not apply.
- 2) When the original highest measured SAR is ≥ 0.80 W/kg, repeat that measurement once.
- 3) Perform a second repeated measurement only if the ratio of largest to smallest SAR for the original and first repeated measurements is > 1.20 or when the original or repeated measurement is ≥ 1.45 W/kg (~ 10% from the 1-g SAR limit).
- 4) Perform a third repeated measurement only if the original, first or second repeated measurement is ≥ 1.5 W/kg and the ratio of largest to smallest SAR for the original, first and second repeated measurements is > 1.20 .

5.2. SAR measurement uncertainty

Per KDB865664 D01 SAR Measurement 100 MHz to 6 GHz, when the highest measured 1-g SAR within a frequency band is < 1.5 W/kg, the extensive SAR measurement uncertainty analysis described in IEEE Std 1528-2013 is not required in SAR reports submitted for equipment approval. The equivalent ratio (1.5/1.6) is applied to extremity and occupational exposure conditions.

6. RF Exposure Positions

6.1. Wireless Router Device

Some battery-operated handsets have the capability to transmit and receive user through simultaneous transmission of WLAN simultaneously with a separate licensed transmitter. The FCC has provided guidance in FCC KDB Publication 941225 D06 where SAR test considerations for handsets ($L \times W \geq 9 \text{ cm} \times 5 \text{ cm}$) are based on a composite test separation distance of 10mm from the front, back and edges of the device containing transmitting antennas within 2.5cm of their edges, determined from general mixed use conditions for this type of devices. Since the hotspot SAR results may overlap with the body-worn accessory SAR requirements, the more conservative configurations can be considered, thus excluding some body-worn accessory SAR tests.

When the user enables the personal wireless router functions for the handset, actual operations include simultaneous transmission of both the WLAN transmitter and another licensed transmitter. Both transmitters often do not transmit at the same transmitting frequency and thus cannot be evaluated for SAR under actual use conditions due to the limitations of the SAR assessment probes. Therefore, SAR must be evaluated for each frequency transmission and mode separately and spatially summed with the WLAN transmitter according to FCC KDB Publication 447498 D01 publication procedures. The "Portable Hotspot" feature on the handset was NOT activated during SAR assessments, to ensure the SAR measurements were evaluated for a single transmission frequency RF signal at a time.

7. RF Output Power

7.1. WCDMA Conducted Power

Band	WCDMA Band 5			
Tx Channel	Tune-up	4132	4182	4233
Frequency (MHz)	(dBm)	826.4	836.4	846.6
RMC 12.2Kbps	23.00	22.69	22.68	22.60
HSDPA Subtest-1	22.00	21.74	21.73	21.62
HSDPA Subtest-2	22.00	21.73	21.60	21.48
HSDPA Subtest-3	21.00	20.62	20.83	20.59
HSDPA Subtest-4	21.00	20.65	20.57	20.42
HSUPA Subtest-1	21.50	21.07	21.04	20.93
HSUPA Subtest-2	22.00	21.84	21.71	21.58
HSUPA Subtest-3	21.50	21.43	21.28	21.21
HSUPA Subtest-4	22.00	21.90	21.58	21.32
HSUPA Subtest-5	21.50	21.20	21.07	21.20

7.2. LTE Conducted Power

The proximity sensor is used in this device to reduce the maximum output power (LTE Band 2/4/5/13/25/26/66) in selected wireless mode and operating configurations to ensure SAR compliance.

Proximity Sensor Inactive

Band	Band Width	Modulation	RB Configuration		Tune-up (dBm)	Channel/Frequency(MHz)		
			RB Size	RB Offset		18607/1850.7	18900/1880	19193/1909.3
LTE Band 2	1.4MHz	QPSK	1	0	24.50	23.55	23.60	23.75
			1	2	24.50	23.70	23.87	24.17
			1	5	24.50	23.63	23.75	24.06
			3	0	24.00	23.76	23.80	23.87
			3	1	24.00	23.90	23.80	24.00
			3	2	24.00	23.92	23.63	24.00
		16QAM	6	0	23.00	22.73	22.82	22.99
			1	0	23.50	22.55	22.44	22.89
			1	2	23.50	22.79	22.73	23.02
			1	5	23.50	22.60	22.57	22.92
			3	0	23.00	22.74	22.57	22.84
			3	1	23.00	22.82	22.58	22.98
			3	2	23.00	23.00	22.66	22.99
			6	0	22.00	21.98	21.67	21.92

Band	Band Width	Modulation	RB Configuration		Tune-up (dBm)	Channel/Frequency(MHz)		
			RB Size	RB Offset		18615/1851.5	18900/1880	19185/1908.5
LTE Band 2	3MHz	QPSK	1	0	24.50	23.72	23.68	23.85
			1	7	24.50	23.83	23.75	24.18
			1	14	24.50	23.68	23.66	24.11
			8	0	23.50	22.83	22.79	22.95
			8	4	23.50	22.75	22.82	23.09
			8	7	23.50	22.81	22.76	23.13
			15	0	23.00	22.82	22.78	22.96
		16QAM	1	0	23.50	22.68	22.99	23.27
			1	7	23.50	22.60	23.19	22.79
			1	14	23.50	22.43	23.18	22.73
			8	0	22.50	21.55	21.96	21.86
			8	4	22.50	21.58	21.98	22.22
			8	7	22.50	21.50	21.92	22.34
			15	0	22.50	21.98	22.03	22.13
Band	Band Width	Modulation	RB Configuration		Tune-up (dBm)	Channel/Frequency(MHz)		
			RB Size	RB Offset		18625/1852.5	18900/1880	19175/1907.5
LTE Band 2	5MHz	QPSK	1	0	24.50	23.71	23.61	23.77
			1	12	24.50	23.93	23.80	24.03
			1	24	24.50	23.71	23.65	24.25
			12	0	23.50	22.83	22.74	22.90
			12	6	23.50	22.83	22.86	23.12
			12	11	23.50	22.77	22.80	23.05
			25	0	23.00	22.81	22.82	23.00
		16QAM	1	0	23.00	22.65	22.50	22.70
			1	12	23.00	22.61	22.52	22.86
			1	24	23.00	22.39	22.44	22.88
			12	0	22.50	21.58	21.63	21.75
			12	6	22.50	21.68	21.79	21.92
			12	11	22.50	21.80	21.83	22.19
			25	0	22.50	21.87	21.75	22.05
Band	Band Width	Modulation	RB Configuration		Tune-up (dBm)	Channel/Frequency(MHz)		
			RB Size	RB Offset		18650/1855	18900/1880	19150/1905

LTE Band 2	10MHz	QPSK	1	0	24.50	23.83	23.81	23.92
			1	24	24.50	24.17	24.31	24.13
			1	49	24.50	23.67	23.73	23.86
			25	0	23.50	23.06	22.93	23.03
			25	12	23.50	22.88	22.96	22.94
			25	24	23.50	22.65	22.78	22.91
			50	0	23.00	22.83	22.84	22.92
		16QAM	1	0	23.00	22.81	22.63	22.79
			1	24	23.00	22.74	22.90	22.74
			1	49	23.00	22.23	22.20	22.61
			25	0	22.50	21.85	21.90	21.89
			25	12	22.50	21.87	22.04	21.91
			25	24	22.50	21.72	21.93	21.80
			50	0	22.00	21.90	21.87	21.89
Band	Band Width	Modulation	RB Configuration		Tune-up (dBm)	Channel/Frequency(MHz)		
			RB Size	RB Offset		18675/1857.5	18900/1880	19125/1902.5
LTE Band 2	15MHz	QPSK	1	0	24.50	23.84	23.67	23.81
			1	37	24.50	23.90	24.05	23.94
			1	74	24.50	23.55	23.63	23.95
			36	0	23.50	22.77	22.94	23.02
			36	18	23.50	22.71	22.87	22.91
			36	37	23.50	22.55	22.75	22.85
			75	0	23.00	22.63	22.77	22.96
		16QAM	1	0	23.00	22.60	22.65	22.53
			1	37	23.00	22.51	22.71	22.64
			1	74	23.00	22.27	22.15	22.49
			36	0	22.50	21.61	21.85	21.93
			36	18	22.50	21.69	21.89	22.05
			36	37	22.50	21.61	21.68	21.83
			75	0	22.50	21.68	21.79	22.02
Band	Band Width	Modulation	RB Configuration		Tune-up (dBm)	Channel/Frequency(MHz)		
			RB Size	RB Offset		18700/1860	18900/1880	19100/1900
LTE Band 2	20MHz	QPSK	1	0	24.50	23.69	23.65	23.85
			1	49	24.50	24.00	24.25	24.39
			1	99	24.50	23.73	23.55	23.78
			50	0	23.50	22.76	22.90	23.02

			50	24	23.50	22.77	22.84	22.99
			50	49	23.50	22.65	22.72	22.83
			100	0	23.00	22.55	22.84	22.98
		16QAM	1	0	23.00	22.62	22.63	22.72
			1	49	23.00	22.70	22.88	22.88
			1	99	23.00	22.32	22.11	22.44
			50	0	22.50	21.61	21.77	21.99
			50	24	22.50	21.73	21.87	22.03
			50	49	22.50	21.77	21.65	21.80
			100	0	22.00	21.58	21.66	21.93

Proximity Sensor active

Band	Band Width	Modulation	RB Configuration		Tune-up (dBm)	Channel/Frequency(MHz)		
			RB Size	RB Offset		18607/1850.7	18900/1880	19193/1909.3
LTE Band 2	1.4MHz	QPSK	1	0	21.50	20.04	20.23	20.17
			1	2	21.50	20.37	20.40	20.83
			1	5	21.50	20.13	20.37	20.45
			3	0	20.50	20.40	20.35	20.46
			3	1	20.50	20.27	20.24	20.40
			3	2	20.50	20.30	20.18	20.45
			6	0	19.50	19.12	19.32	19.38
		16QAM	1	0	20.00	19.01	18.98	19.53
			1	2	20.00	19.49	19.32	19.70
			1	5	20.00	19.10	18.98	19.32
			3	0	20.00	19.36	19.03	19.46
			3	1	20.00	19.36	19.06	19.59
			3	2	20.00	19.57	19.32	19.64
			6	0	18.50	18.42	18.14	18.31
Band	Band Width	Modulation	RB Configuration		Tune-up (dBm)	Channel/Frequency(MHz)		
			RB Size	RB Offset		18615/1851.5	18900/1880	19185/1908.5
LTE Band 2	3MHz	QPSK	1	0	21.50	20.16	20.14	20.48
			1	7	21.50	20.34	20.35	20.78
			1	14	21.50	20.15	20.01	20.53
			8	0	20.00	19.19	19.21	19.52
			8	4	20.00	19.16	19.18	19.57
			8	7	20.00	19.40	19.11	19.80

Band	Band Width	Modulation	RB Configuration		Tune-up (dBm)	Channel/Frequency(MHz)		
			RB Size	RB Offset		18625/1852.5	18900/1880	19175/1907.5
		16QAM	15	0	19.50	19.27	19.29	19.33
			1	0	20.00	19.05	19.65	19.91
			1	7	20.00	19.19	19.85	19.22
			1	14	20.00	18.81	19.86	19.34
			8	0	19.00	18.25	18.63	18.50
			8	4	19.00	17.99	18.65	18.85
			8	7	19.00	17.92	18.61	18.93
			15	0	19.00	18.48	18.42	18.78
LTE Band 2	5MHz	QPSK	1	0	21.50	20.11	20.26	20.32
			1	12	21.50	20.28	20.23	20.72
			1	24	21.50	20.35	20.14	20.73
			12	0	20.00	19.34	19.12	19.29
			12	6	20.00	19.51	19.26	19.60
			12	11	20.00	19.45	19.43	19.44
			25	0	19.50	19.44	19.21	19.44
		16QAM	1	0	19.50	19.33	19.18	19.09
			1	12	19.50	19.04	19.21	19.36
			1	24	19.50	18.98	19.00	19.44
			12	0	19.00	18.08	18.27	18.15
			12	6	19.00	18.14	18.15	18.51
			12	11	19.00	18.34	18.32	18.77
			25	0	19.00	18.52	18.16	18.56
	Band Width	Modulation	RB Configuration		Tune-up (dBm)	Channel/Frequency(MHz)		
			RB Size	RB Offset		18650/1855	18900/1880	19150/1905
LTE Band 2	10MHz	QPSK	1	0	21.50	20.45	20.48	20.41
			1	24	21.50	20.69	21.00	20.60
			1	49	21.50	20.12	20.33	20.35
			25	0	20.00	19.42	19.52	19.43
			25	12	20.00	19.36	19.63	19.35
			25	24	20.00	19.23	19.14	19.35
			50	0	20.00	19.21	19.40	19.57
		16QAM	1	0	20.00	19.44	19.11	19.33
			1	24	20.00	18.27	19.60	19.18
			1	49	20.00	18.89	18.65	19.19

Band	Band Width	Modulation	RB Configuration		Tune-up (dBm)	Channel/Frequency(MHz)		
			RB Size	RB Offset		18675/1857.5	18900/1880	19125/1902.5
			25	0	19.00	18.34	18.59	18.41
			25	12	19.00	18.49	18.40	18.34
			25	24	19.00	18.19	18.33	18.31
			50	0	18.50	18.37	18.43	18.41
LTE Band 2	15MHz	QPSK	1	0	21.50	20.46	20.15	20.49
			1	37	21.50	20.54	20.56	20.45
			1	74	21.50	19.93	20.05	20.44
			36	0	20.00	19.30	19.39	19.65
			36	18	20.00	19.20	19.25	19.46
			36	37	20.00	19.15	19.29	19.50
			75	0	19.50	19.23	19.32	19.45
		16QAM	1	0	19.50	19.06	19.01	19.18
			1	37	19.50	18.06	19.41	18.29
			1	74	19.50	17.84	18.61	19.17
			36	0	19.00	18.15	18.53	18.45
			36	18	19.00	18.19	18.31	18.46
			36	37	19.00	18.26	18.04	18.27
			75	0	19.00	18.30	18.20	18.53
Band	Band Width	Modulation	RB Configuration		Tune-up (dBm)	Channel/Frequency(MHz)		
			RB Size	RB Offset		18700/1860	18900/1880	19100/1900
LTE Band 2	20MHz	QPSK	1	0	21.50	20.19	20.23	20.29
			1	49	21.50	20.60	20.83	21.01
			1	99	21.50	20.33	19.92	20.36
			50	0	20.00	19.33	19.60	19.52
			50	24	20.00	19.27	19.19	19.39
			50	49	20.00	19.15	19.19	19.49
			100	0	19.50	19.12	19.42	19.37
		16QAM	1	0	19.50	19.20	19.12	19.08
			1	49	19.50	19.16	19.44	19.37
			1	99	19.50	18.91	18.49	18.81
			50	0	19.00	18.13	18.20	18.58
			50	24	19.00	18.29	18.48	18.38
			50	49	19.00	18.21	18.22	18.39
			100	0	19.00	18.27	18.33	18.58

Proximity Sensor Inactive

Band	Band Width	Modulation	RB Configuration		Tune-up (dBm)	Channel/Frequency(MHz)		
			RB Size	RB Offset		19957/1710.7	20175/1732.5	20393/1754.3
LTE Band 4	1.4MHz	QPSK	1	0	24.50	23.36	23.74	23.57
			1	2	24.50	23.40	23.89	23.65
			1	5	24.50	23.51	23.88	23.68
			3	0	24.00	23.78	23.60	23.56
			3	1	24.00	23.59	23.65	23.62
			3	2	24.00	23.56	23.79	23.57
		16QAM	1	0	23.00	22.29	22.47	22.82
			1	2	23.00	22.40	22.72	22.74
			1	5	23.00	22.45	22.71	22.71
			3	0	23.00	22.32	22.43	22.69
			3	1	23.00	22.34	22.49	22.80
			3	2	23.00	22.35	22.65	22.74
			6	0	22.00	21.44	21.61	21.63
Band	Band Width	Modulation	RB Configuration		Tune-up (dBm)	Channel/Frequency(MHz)		
			RB Size	RB Offset		19965/1711.5	20175/1732.5	20385/1753.5
LTE Band 4	3MHz	QPSK	1	0	24.50	23.49	23.84	23.44
			1	7	24.50	23.50	23.90	23.53
			1	14	24.50	23.54	23.77	23.62
			8	0	23.00	22.50	22.62	22.53
			8	4	23.00	22.64	22.69	22.50
			8	7	23.00	22.69	22.74	22.57
			15	0	23.00	22.59	22.72	22.57
		16QAM	1	0	23.00	22.41	22.32	22.09
			1	7	23.00	22.38	22.54	22.05
			1	14	23.00	22.21	22.29	22.25
			8	0	22.00	21.36	21.60	21.41
			8	4	22.00	21.66	21.85	21.49
			8	7	22.00	21.69	21.69	21.51
			15	0	22.00	21.57	21.44	21.49
Band	Band Width	Modulation	RB Configuration		Tune-up (dBm)	Channel/Frequency(MHz)		

Band	Band Width	Modulation	RB Configuration		Tune-up (dBm)	Channel/Frequency(MHz)					
			RB Size	RB Offset		20050/1720	20175/1732.5	20300/1745			
4			1	74	24.50	23.55	23.60	23.70			
			36	0	23.00	22.60	22.76	22.60			
			36	18	23.00	22.56	22.74	22.61			
			36	37	23.00	22.35	22.64	22.44			
			75	0	23.00	22.55	22.77	22.36			
		16QAM	1	0	23.00	22.25	22.80	22.36			
			1	37	23.00	22.36	22.75	22.36			
			1	74	23.00	22.04	22.46	22.08			
			36	0	22.00	21.54	21.65	21.50			
			36	18	22.00	21.54	21.74	21.53			
			36	37	22.00	21.34	21.55	21.34			
			75	0	22.00	21.61	21.68	21.44			
			LTE Band 4	20MHz	QPSK	1	0	24.50	23.48	23.62	23.78
						1	49	24.50	23.72	24.18	24.01
1	99	24.50				23.75	23.66	23.61			
50	0	23.00				22.63	22.69	22.63			
50	24	23.00				22.57	22.78	22.49			
50	49	23.00				22.51	22.64	22.44			
100	0	23.00				22.44	22.68	22.51			
16QAM	1	0			23.00	22.32	22.59	22.68			
	1	49			23.00	22.66	22.70	22.54			
	1	99			23.00	22.24	22.12	22.28			
	50	0			22.00	21.59	21.60	21.47			
	50	24			22.00	21.56	21.78	21.61			
	50	49			22.00	21.62	21.65	21.42			
	100	0			22.00	21.52	21.58	21.50			

Proximity Sensor Inactive

Band	Band Width	Modulation	RB Configuration		Tune-up (dBm)	Channel/Frequency(MHz)		
			RB Size	RB Offset		19957/1710.7	20175/1732.5	20393/1754.3
LTE Band 4	1.4MHz	QPSK	1	0	24.50	18.46	18.92	18.74
			1	2	24.50	18.42	18.85	18.72
			1	5	24.50	18.53	18.90	18.74
			3	0	19.00	18.88	18.63	18.58

Band	Band Width	Modulation	RB Configuration		Tune-up (dBm)	Channel/Frequency(MHz)		
			RB Size	RB Offset		19965/1711.5	20175/1732.5	20385/1753.5
		16QAM	3	1	19.00	18.70	18.84	18.54
			3	2	19.00	18.68	18.93	18.69
			6	0	18.00	17.41	17.58	17.65
			1	0	18.00	17.42	17.41	17.73
			1	2	18.00	17.52	17.77	17.69
			1	5	18.00	17.51	17.69	17.58
			3	0	18.00	17.32	17.50	17.81
			3	1	18.00	17.48	17.38	17.72
			3	2	18.00	17.51	17.66	17.70
			6	0	17.00	16.53	16.55	16.80
LTE Band 4	3MHz	QPSK	1	0	24.50	18.58	18.90	18.36
			1	7	24.50	18.66	18.80	18.70
			1	14	24.50	18.53	18.70	18.54
			8	0	18.00	17.70	17.65	17.70
			8	4	18.00	17.79	17.82	17.60
			8	7	18.00	17.56	17.65	17.60
			15	0	18.00	17.64	17.61	17.55
		16QAM	1	0	18.00	17.53	17.48	17.02
			1	7	18.00	17.35	17.48	17.00
			1	14	18.00	17.10	17.27	17.25
			8	0	17.50	16.44	16.67	16.36
			8	4	17.50	16.76	17.05	16.48
			8	7	17.50	16.82	16.65	16.38
			15	0	17.00	16.68	16.49	16.49
	Band Width	Modulation	RB Configuration		Tune-up (dBm)	Channel/Frequency(MHz)		
			RB Size	RB Offset		19975/1712.5	20175/1732.5	20375/1752.5
LTE Band 4	5MHz	QPSK	1	0	24.50	18.32	18.79	18.53
			1	12	24.50	18.63	19.01	18.47
			1	24	24.50	18.51	18.63	18.56
			12	0	18.00	17.50	17.74	17.66
			12	6	18.00	17.49	17.63	17.47
			12	11	18.00	17.48	17.87	17.45
			25	0	18.00	17.47	17.84	17.36
		16QAM	1	0	18.00	17.06	17.23	17.21

Band	Band Width	Modulation	RB Configuration		Tune-up (dBm)	Channel/Frequency(MHz)		
			RB Size	RB Offset		20000/1715	20175/1732.5	20350/1750
			1	12	18.00	17.45	17.52	17.23
			1	24	18.00	17.26	17.23	17.16
			12	0	17.00	16.17	16.54	16.32
			12	6	17.00	16.37	16.73	16.39
			12	11	17.00	16.53	16.78	16.71
			25	0	17.00	16.42	16.81	16.76
LTE Band 4	10MHz	QPSK	1	0	19.50	18.38	18.82	18.50
			1	24	19.50	18.81	19.39	18.54
			1	49	19.50	18.41	18.64	18.68
			25	0	18.00	17.55	17.71	17.52
			25	12	18.00	17.49	17.80	17.55
			25	24	18.00	17.36	17.86	17.46
			50	0	18.00	17.36	17.70	17.58
		16QAM	1	0	18.00	17.38	17.50	16.96
			1	24	18.00	17.51	17.92	17.64
			1	49	18.00	16.91	17.40	17.26
			25	0	17.00	16.60	16.76	16.54
			25	12	17.00	16.64	16.79	16.49
			25	24	17.00	16.63	16.47	16.39
			50	0	17.00	16.61	16.89	16.50
			RB Configuration		Tune-up (dBm)	Channel/Frequency(MHz)		
			RB Size	RB Offset		20025/1717.5	20175/1732.5	20325/1747.5
LTE Band 4	15MHz	QPSK	1	0	19.50	18.59	18.70	18.63
			1	37	19.50	18.63	19.03	18.77
			1	74	19.50	18.45	18.50	18.58
			36	0	18.00	17.61	17.76	17.51
			36	18	18.00	17.42	17.87	17.56
			36	37	18.00	17.29	17.69	17.59
			75	0	18.00	17.47	17.79	17.37
		16QAM	1	0	18.00	17.23	17.77	17.54
			1	37	18.00	17.28	17.67	17.54
			1	74	18.00	17.04	17.37	17.14
			36	0	17.00	16.65	16.55	16.57
			36	18	17.00	16.53	16.82	16.40

Band	Band Width	Modulation	RB Configuration		Tune-up (dBm)	Channel/Frequency(MHz)		
			RB Size	RB Offset		20050/1720	20175/1732.5	20300/1745
			36	37	17.00	16.25	16.49	16.36
75	0	17.00	16.53	16.76	16.35			
LTE Band 4	20MHz	QPSK	1	0	19.50	18.48	18.57	18.63
			1	49	19.50	18.77	19.35	19.06
			1	99	19.50	18.64	18.75	18.68
			50	0	18.00	17.67	17.80	17.69
			50	24	18.00	17.58	17.71	17.43
			50	49	18.00	17.49	17.65	17.32
			100	0	18.00	17.60	17.66	17.39
		16QAM	1	0	18.00	17.37	17.59	17.75
			1	49	18.00	17.75	17.87	17.70
			1	99	18.00	17.31	17.12	17.25
			50	0	17.00	16.62	16.66	16.64
			50	24	17.00	16.48	16.72	16.46
			50	49	17.00	16.55	16.55	16.53
			100	0	17.00	16.38	16.76	16.39

Proximity Sensor Inactive

Band	Band Width	Modulation	RB Configuration		Tune-up (dBm)	Channel/Frequency(MHz)		
			RB Size	RB Offset		20407/824.7	20525/836.5	20643/848.3
LTE Band 5	1.4MHz	QPSK	1	0	24.00	22.97	23.04	22.79
			1	2	24.00	23.04	23.15	23.06
			1	5	24.00	22.92	23.17	22.92
			3	0	24.00	22.97	23.24	23.13
			3	1	24.00	23.02	23.17	23.03
			3	2	24.00	22.96	23.20	22.96
			6	0	22.50	22.02	22.33	22.15
		16QAM	1	0	22.50	22.00	22.07	21.90
			1	2	22.50	22.19	22.07	21.94
			1	5	22.50	21.98	22.05	21.85
			3	0	22.50	21.82	21.94	21.90
			3	1	22.50	21.91	22.03	21.79
3	2	22.50	21.85	21.96	22.06			

Band	Band Width	Modulation	RB Configuration		Tune-up (dBm)	Channel/Frequency(MHz)		
			RB Size	RB Offset		20415/825.5	20525/836.5	20635/847.5
LTE Band 5	3MHz	QPSK	6	0	21.50	20.94	21.13	21.07
			1	0	24.00	23.05	22.98	23.05
			1	7	24.00	23.07	23.09	22.98
			1	14	24.00	23.04	23.03	22.93
			8	0	22.50	22.24	22.26	22.46
			8	4	22.50	22.05	22.10	22.06
			8	7	22.50	21.98	22.21	22.04
		16QAM	15	0	22.50	22.02	22.23	22.18
			1	0	22.50	21.91	21.94	22.09
			1	7	22.50	21.81	21.84	21.84
			1	14	22.50	21.70	21.96	21.47
			8	0	21.50	20.86	21.21	21.39
			8	4	21.50	20.87	21.40	21.09
			8	7	21.50	20.96	21.29	21.08
LTE Band 5	5MHz	QPSK	1	0	24.00	22.97	22.99	22.89
			1	12	24.00	23.29	23.28	23.41
			1	24	24.00	22.99	22.93	22.80
			12	0	22.50	22.12	22.30	22.22
			12	6	22.50	22.11	22.23	22.22
			12	11	22.50	22.05	22.20	22.00
			25	0	22.50	22.06	22.23	22.16
		16QAM	1	0	22.00	21.92	21.89	21.84
			1	12	22.00	21.81	21.98	21.83
			1	24	22.00	21.68	21.70	21.31
			12	0	21.50	20.94	21.22	21.21
			12	6	21.50	21.13	21.19	21.28
			12	11	21.50	20.89	21.13	20.93
			25	0	21.50	20.92	21.37	21.22
Band	Band Width	Modulation	RB Configuration		Tune-up (dBm)	Channel/Frequency(MHz)		
			RB Size	RB Offset		20450/829	20525/836.5	20600/844

			Size	Offset				
LTE Band 5	10MHz	QPSK	1	0	24.00	23.03	23.03	23.14
			1	24	24.00	23.49	23.62	23.52
			1	49	24.00	23.08	22.98	22.95
			25	0	22.50	22.27	22.45	22.38
			25	12	22.50	22.20	22.37	22.33
			25	24	22.50	22.05	22.12	22.12
			50	0	22.50	22.06	22.20	22.17
		16QAM	1	0	22.50	21.92	21.85	22.03
			1	24	22.50	22.14	22.35	22.14
			1	49	22.50	21.68	21.46	21.49
			25	0	21.50	21.17	21.42	21.22
			25	12	21.50	21.18	21.33	21.34
			25	24	21.50	21.03	21.17	21.07
			50	0	21.50	21.02	21.25	21.04

Proximity Sensor active

Band	Band Width	Modulation	RB Configuration		Tune-up (dBm)	Channel/Frequency(MHz)		
			RB Size	RB Offset		20407/824.7	20525/836.5	20643/848.3
LTE Band 5	1.4MHz	QPSK	1	0	24.00	21.89	22.24	21.81
			1	2	24.00	21.94	22.15	22.13
			1	5	24.00	22.12	22.68	21.91
			3	0	24.00	21.96	22.09	22.12
			3	1	24.00	22.09	22.30	22.19
			3	2	24.00	21.98	22.20	21.90
			6	0	21.50	20.95	21.27	21.22
		16QAM	1	0	21.50	20.94	20.99	21.03
			1	2	21.50	21.24	21.25	21.12
			1	5	21.50	21.00	21.18	21.03
			3	0	21.50	20.85	21.01	20.98
			3	1	21.50	20.96	20.95	20.64
			3	2	21.50	20.82	21.02	20.94
			6	0	20.50	19.88	20.26	20.05
Band	Band Width	Modulation	RB Configuration		Tune-up (dBm)	Channel/Frequency(MHz)		
			RB Size	RB Offset		20415/825.5	20525/836.5	20635/847.5
LTE	3MHz	QPSK	1	0	24.00	22.24	22.10	22.07

Band 5			1	7	24.00	22.20	22.07	21.86
			1	14	24.00	22.20	22.08	21.82
			8	0	21.50	21.19	21.38	21.31
			8	4	21.50	21.01	21.00	21.16
			8	7	21.50	20.86	21.40	20.95
			15	0	21.50	20.89	21.35	21.38
		16QAM	1	0	21.50	20.82	20.85	21.06
			1	7	21.50	20.83	20.81	20.90
			1	14	21.50	20.60	21.02	20.36
			8	0	20.50	19.94	20.26	20.31
			8	4	20.50	19.84	20.32	20.16
			8	7	20.50	20.09	20.38	19.95
			15	0	20.50	20.06	20.15	20.13
			Band	Band Width	Modulation	RB Configuration		Tune-up (dBm)
RB Size	RB Offset	20425/826.5				20525/836.5	20625/846.5	
LTE Band 5	5MHz	QPSK	1	0	24.00	22.02	22.10	21.86
			1	12	24.00	22.20	22.39	22.60
			1	24	24.00	21.89	21.89	21.98
			12	0	21.50	21.05	21.25	21.09
			12	6	21.50	21.08	21.23	21.19
			12	11	21.50	21.17	21.08	21.08
			25	0	21.50	21.07	21.36	21.02
		16QAM	1	0	21.00	20.90	20.97	20.88
			1	12	21.00	20.83	20.96	20.73
			1	24	21.00	20.80	20.64	20.26
			12	0	20.50	19.90	20.38	20.26
			12	6	20.50	20.02	20.38	20.31
			12	11	20.50	19.88	20.08	20.03
			25	0	20.50	19.78	20.37	20.22
Band	Band Width	Modulation	RB Configuration		Tune-up (dBm)	Channel/Frequency(MHz)		
			RB Size	RB Offset		20450/829	20525/836.5	20600/844
LTE Band 5	10MHz	QPSK	1	0	23.00	21.99	21.99	22.25
			1	24	23.00	22.51	22.53	22.62
			1	49	23.00	22.28	22.13	21.81
			25	0	22.00	21.44	21.39	21.28
			25	12	22.00	21.35	21.54	21.24

			25	24	22.00	21.04	21.04	21.27
			50	0	21.50	21.12	21.20	21.11
		16QAM	1	0	21.50	21.10	20.99	20.95
			1	24	21.50	21.22	21.38	21.07
			1	49	21.50	20.67	20.39	20.65
			25	0	20.50	20.22	20.49	20.07
			25	12	20.50	20.15	20.47	20.49
			25	24	20.50	19.97	20.09	19.95
			50	0	20.50	19.95	20.20	20.12

Band	Band Width	Modulation	RB Configuration		Tune-up (dBm)	Channel/Frequency(MHz)		
			RB Size	RB Offset		23017/699.7	23095/707.5	23173/715.3
LTE Band 12	1.4MHz	QPSK	1	0	24.00	22.08	23.14	22.18
			1	2	24.00	22.37	23.36	22.41
			1	5	24.00	22.32	23.38	22.37
			3	0	24.00	22.19	23.18	22.37
			3	1	24.00	22.27	23.27	22.30
			3	2	24.00	22.32	23.26	22.43
		16QAM	6	0	22.50	21.24	22.29	21.38
			1	0	22.50	21.32	22.40	21.13
			1	2	22.50	21.55	22.18	21.09
			1	5	22.50	21.06	22.26	21.14
			3	0	22.50	21.01	22.00	21.05
			3	1	22.50	21.15	22.11	20.97
			3	2	22.50	21.14	22.13	20.93
			6	0	21.50	20.15	21.21	20.05
Band	Band Width	Modulation	RB Configuration		Tune-up (dBm)	Channel/Frequency(MHz)		
			RB Size	RB Offset		23025/700.5	23095/707.5	23165/714.5
LTE Band 12	3MHz	QPSK	1	0	24.00	22.19	23.14	22.29
			1	7	24.00	22.52	23.44	22.36
			1	14	24.00	22.27	23.33	22.30
			8	0	22.50	21.30	22.19	21.36
			8	4	22.50	21.31	22.31	21.29
			8	7	22.50	21.27	22.29	21.31
			15	0	22.50	21.14	22.22	21.24
		16QAM	1	0	22.50	21.05	21.96	21.14

Band	Band Width	Modulation	RB Configuration		Tune-up (dBm)	Channel/Frequency(MHz)		
			RB Size	RB Offset		23035/701.5	23095/707.5	23155/713.5
			1	7	22.50	21.04	22.03	21.07
			1	14	22.50	20.79	22.09	20.85
			8	0	21.50	20.09	21.21	20.13
			8	4	21.50	20.38	21.24	20.36
			8	7	21.50	20.47	21.19	20.29
			15	0	21.50	20.01	21.20	20.28
LTE Band 12	5MHz	QPSK	1	0	24.00	22.34	23.09	23.07
			1	12	24.00	22.64	23.43	22.22
			1	24	24.00	23.07	23.30	22.22
			12	0	22.50	21.39	22.16	22.28
			12	6	22.50	21.25	22.30	21.12
			12	11	22.50	22.01	22.24	21.05
			25	0	22.50	22.20	22.13	22.26
		16QAM	1	0	22.50	21.66	22.03	22.04
			1	12	22.50	21.19	22.02	20.91
			1	24	22.50	21.44	22.02	20.73
			12	0	21.50	20.43	21.08	21.23
			12	6	21.50	20.41	21.08	20.10
			12	11	21.50	20.96	20.95	20.00
			25	0	21.50	21.25	21.10	21.45
Band	Band Width	Modulation	RB Configuration		Tune-up (dBm)	Channel/Frequency(MHz)		
			RB Size	RB Offset		23060/704	23095/707.5	23130/711
LTE Band 12	10MHz	QPSK	1	0	24.00	22.25	23.09	23.13
			1	24	24.00	23.54	23.53	23.64
			1	49	24.00	23.14	23.13	22.01
			25	0	23.00	22.43	22.44	22.54
			25	12	23.00	22.23	22.30	22.33
			25	24	23.00	22.13	22.08	22.06
		16QAM	50	0	22.50	22.33	22.22	22.32
			1	0	23.00	21.02	22.04	22.58
			1	24	23.00	22.38	22.19	22.56
			1	49	23.00	21.76	21.60	20.54
			25	0	21.50	21.29	21.33	21.44
			25	12	21.50	21.30	21.25	21.23

			25	24	21.50	21.13	21.05	21.04
			50	0	21.50	21.31	21.11	21.21

Proximity Sensor Inactive

Band	Band Width	Modulation	RB Configuration		Tune-up (dBm)	Channel/Frequency(MHz)		
			RB Size	RB Offset		23205/779.5	23230/782	23255/784.5
LTE Band 13	5MHz	QPSK	1	0	23.50	22.87	23.06	23.08
			1	12	23.50	22.96	23.25	23.10
			1	24	23.50	22.84	22.84	23.23
			12	0	22.50	21.94	22.32	22.18
			12	6	22.50	22.32	22.16	22.10
			12	11	22.50	22.25	22.04	22.12
		16QAM	1	0	22.50	21.94	22.34	22.46
			1	12	22.50	21.91	22.46	21.90
			1	24	22.50	21.69	21.55	21.83
			12	0	21.50	20.88	21.37	21.10
			12	6	21.50	21.40	21.24	20.99
			12	11	21.50	21.31	21.05	21.06
			25	0	21.50	21.17	21.19	21.12
Band	Band Width	Modulation	RB Configuration		Tune-up (dBm)	Channel/Frequency(MHz)		
			RB Size	RB Offset		/	23230/782	/
LTE Band 13	10MHz	QPSK	1	0	23.50	/	23.28	/
			1	24	23.50	/	23.43	/
			1	49	23.50	/	22.89	/
			25	0	22.50	/	22.44	/
			25	12	22.50	/	22.17	/
			25	24	22.50	/	22.03	/
			50	0	22.50	/	22.25	/
		16QAM	1	0	22.50	/	21.87	/
			1	24	22.50	/	22.27	/
			1	49	22.50	/	21.60	/
			25	0	21.50	/	21.25	/
			25	12	21.50	/	21.35	/
			25	24	21.50	/	21.04	/
			50	0	21.50	/	21.16	/

Proximity Sensor active

Band	Band Width	Modulation	RB Configuration		Tune-up (dBm)	Channel/Frequency(MHz)		
			RB Size	RB Offset		23205/779.5	23230/782	23255/784.5
LTE Band 13	5MHz	QPSK	1	0	22.50	21.78	22.17	22.19
			1	12	22.50	21.88	22.31	22.18
			1	24	22.50	21.99	21.86	22.25
			12	0	21.50	20.92	21.47	21.11
			12	6	21.50	21.26	21.30	21.24
			12	11	21.50	21.21	21.20	21.17
			25	0	21.50	21.28	21.06	21.27
		16QAM	1	0	21.50	21.01	21.30	21.40
			1	12	21.50	20.96	21.37	21.05
			1	24	21.50	20.69	20.63	20.91
			12	0	20.50	19.99	20.22	20.20
			12	6	20.50	20.40	20.42	20.03
			12	11	20.50	20.30	19.98	19.92
			25	0	20.50	20.17	20.12	20.09
Band	Band Width	Modulation	RB Configuration		Tune-up (dBm)	Channel/Frequency(MHz)		
			RB Size	RB Offset		/	23230/782	/
LTE Band 13	10MHz	QPSK	1	0	23.00	/	22.45	/
			1	24	23.00	/	22.51	/
			1	49	23.00	/	21.97	/
			25	0	21.50	/	21.46	/
			25	12	21.50	/	21.31	/
			25	24	21.50	/	21.16	/
			50	0	21.50	/	21.43	/
		16QAM	1	0	21.50	/	21.03	/
			1	24	21.50	/	21.40	/
			1	49	21.50	/	20.48	/
			25	0	20.50	/	20.31	/
			25	12	20.50	/	20.25	/
			25	24	20.50	/	20.01	/
			50	0	20.50	/	20.24	/

Proximity Sensor Inactive

Band	Band Width	Modulation	RB Configuration	Tune-up (dBm)	Channel/Frequency(MHz)
------	------------	------------	------------------	---------------	------------------------

Band	Band Width	Modulation	RB Configuration		Tune-up (dBm)	Channel/Frequency(MHz)		
			RB Size	RB Offset		26055/1851.5	26365/1882.5	26675/1913.5
LTE Band 25	1.4MHz	QPSK	1	0	24.00	26047/1850.7	26365/1882.5	26683/1914.3
			1	2	24.00	23.37	23.50	23.72
			1	5	24.00	23.27	23.71	23.89
			3	0	24.50	23.16	23.61	23.60
			3	1	24.50	23.45	23.43	24.04
			3	2	24.50	23.48	23.47	23.83
			3	2	24.50	23.42	23.41	23.66
		16QAM	6	0	23.50	22.54	22.50	23.05
			1	0	23.00	22.37	22.30	22.65
			1	2	23.00	22.56	22.53	22.78
			1	5	23.00	22.42	22.30	22.63
			3	0	23.00	22.46	22.43	22.72
			3	1	23.00	22.71	22.49	22.49
			3	2	23.00	22.59	22.37	22.63
6	0	22.00	21.62	21.38	21.87			
LTE Band 25	3MHz	QPSK	1	0	24.00	23.41	23.43	23.90
			1	7	24.00	23.42	23.57	23.77
			1	14	24.00	23.38	23.53	23.62
			8	0	23.00	22.55	22.57	22.06
			8	4	23.00	22.48	22.62	22.87
			8	7	23.00	22.54	22.58	22.87
			15	0	23.00	22.56	22.59	23.00
		16QAM	1	0	23.00	22.30	22.80	22.77
			1	7	23.00	22.25	22.95	22.35
			1	14	23.00	22.20	22.38	22.52
			8	0	22.50	21.29	21.55	22.25
			8	4	22.50	21.30	21.65	21.79
			8	7	22.50	21.29	21.86	21.87
			15	0	22.50	21.65	21.73	22.05
LTE Band	5MHz	QPSK	RB Configuration		Tune-up (dBm)	Channel/Frequency(MHz)		
			RB Size	RB Offset		26065/1852.5	26365/1882.5	26665/1912.5
LTE Band	5MHz	QPSK	1	0	24.00	23.33	23.40	23.82
			1	12	24.00	23.41	23.55	23.79

25			1	24	24.00	23.32	23.44	23.52
			12	0	23.00	22.45	22.58	22.63
			12	6	23.00	22.46	22.62	22.78
			12	11	23.00	22.49	22.58	22.78
			25	0	23.50	22.43	22.59	23.10
		16QAM	1	0	23.00	22.23	22.83	22.80
			1	12	23.00	22.24	22.87	22.34
			1	24	23.00	22.22	22.12	22.19
			12	0	22.50	21.24	21.41	22.05
			12	6	22.50	21.32	21.45	21.75
			12	11	22.50	21.37	21.42	21.73
			25	0	22.50	21.53	21.53	22.08
Band	Band Width	Modulation	RB Configuration		Tune-up (dBm)	Channel/Frequency(MHz)		
			RB Size	RB Offset		26090/1855	26365/1882.5	26640/1910
LTE Band 25	10MHz	QPSK	1	0	24.50	23.49	23.54	23.71
			1	24	24.50	23.84	23.95	24.42
			1	49	24.50	24.06	23.51	23.26
			25	0	24.00	22.21	22.71	23.67
			25	12	24.00	22.67	22.65	23.13
			25	24	24.00	22.78	22.52	22.76
			50	0	23.50	22.44	22.52	23.08
		16QAM	1	0	23.00	22.24	22.32	22.59
			1	24	23.00	22.65	22.59	22.92
			1	49	23.00	22.84	22.08	22.25
			25	0	23.00	21.18	21.64	22.68
			25	12	23.00	21.62	21.90	22.21
			25	24	23.00	21.79	21.67	21.84
			50	0	22.50	21.29	21.57	22.05
Band	Band Width	Modulation	RB Configuration		Tune-up (dBm)	Channel/Frequency(MHz)		
			RB Size	RB Offset		26115/1857.5	26365/1882.5	26615/1907.5
LTE Band 25	15MHz	QPSK	1	0	24.50	23.48	23.52	23.78
			1	37	24.50	24.00	23.79	24.07
			1	74	24.50	23.37	23.57	23.35
			36	0	23.50	22.49	22.67	23.37
			36	18	23.50	22.79	22.69	23.03
			36	37	23.50	22.54	22.57	22.87

Band	Band Width	Modulation	RB Configuration		Tune-up (dBm)	Channel/Frequency(MHz)		
			RB Size	RB Offset		26140/1860	26365/1882.5	26590/1905
		16QAM	75	0	23.00	22.20	22.59	22.91
			1	0	23.50	22.31	22.34	23.05
			1	37	23.50	22.61	22.41	22.71
			1	74	23.50	21.77	22.13	22.37
			36	0	22.50	21.35	21.58	22.42
			36	18	22.50	21.89	21.70	22.07
			36	37	22.50	21.60	21.61	21.95
			75	0	22.00	21.32	21.61	21.91
LTE Band 25	20MHz	QPSK	1	0	24.50	23.47	23.50	23.81
			1	49	24.50	24.36	23.87	23.75
			1	99	24.50	23.15	23.57	23.32
			50	0	23.00	22.50	22.69	22.61
			50	24	23.00	22.77	22.67	22.81
			50	49	23.00	22.29	22.58	22.88
			100	0	23.00	22.48	22.59	22.92
		16QAM	1	0	23.50	22.30	22.43	22.49
			1	49	23.50	23.13	22.48	22.65
			1	99	23.50	21.81	22.20	22.16
			50	0	22.50	21.45	21.61	22.45
			50	24	22.50	21.76	21.62	21.97
			50	49	22.50	21.33	21.53	21.93
			100	0	22.00	21.42	21.52	21.97

Proximity Sensor active

Band	Band Width	Modulation	RB Configuration		Tune-up (dBm)	Channel/Frequency(MHz)		
			RB Size	RB Offset		26047/1850.7	26365/1882.5	26683/1914.3
LTE Band 25	1.4MHz	QPSK	1	0	22.50	21.24	21.56	21.59
			1	2	22.50	21.15	21.77	22.04
			1	5	22.50	21.04	21.60	21.71
			3	0	22.50	21.30	21.47	22.20
			3	1	22.50	21.52	21.42	21.93
			3	2	22.50	21.46	21.60	21.76
			6	0	21.50	20.68	20.40	21.03
		16QAM	1	0	21.00	20.23	20.17	20.77

Band	Band Width	Modulation	RB Configuration		Tune-up (dBm)	Channel/Frequency(MHz)		
			RB Size	RB Offset		26055/1851.5	26365/1882.5	26675/1913.5
			1	2	21.00	20.63	20.46	20.76
			1	5	21.00	20.34	20.48	20.66
			3	0	21.00	20.63	20.36	20.88
			3	1	21.00	20.86	20.64	20.35
			3	2	21.00	20.46	20.25	20.58
			6	0	20.00	19.80	19.57	19.83
LTE Band 25	3MHz	QPSK	1	0	22.50	21.40	21.62	22.04
			1	7	22.50	21.52	21.76	21.78
			1	14	22.50	21.54	21.69	21.71
			8	0	21.00	20.50	20.65	20.20
			8	4	21.00	20.35	20.68	20.92
			8	7	21.00	20.51	20.53	20.89
			15	0	21.50	20.64	20.53	21.11
		16QAM	1	0	21.50	20.45	20.81	20.77
			1	7	21.50	20.22	21.14	20.42
			1	14	21.50	20.26	20.53	20.50
			8	0	20.50	19.42	19.70	20.28
			8	4	20.50	19.22	19.53	19.67
			8	7	20.50	19.45	19.89	19.73
			15	0	20.50	19.71	19.72	20.24
Band	Band Width	Modulation	RB Configuration		Tune-up (dBm)	Channel/Frequency(MHz)		
			RB Size	RB Offset		26065/1852.5	26365/1882.5	26665/1912.5
LTE Band 25	5MHz	QPSK	1	0	22.00	21.45	21.29	21.69
			1	12	22.00	21.54	21.48	21.86
			1	24	22.00	21.27	21.47	21.57
			12	0	21.00	20.39	20.75	20.63
			12	6	21.00	20.31	20.78	20.65
			12	11	21.00	20.58	20.54	20.90
			25	0	21.50	20.30	20.69	21.12
		16QAM	1	0	21.00	20.35	20.72	20.81
			1	12	21.00	20.35	20.74	20.42
			1	24	21.00	20.27	20.00	20.26
			12	0	20.50	19.20	19.29	20.20
			12	6	20.50	19.23	19.37	19.68

Band	Band Width	Modulation	RB Configuration		Tune-up (dBm)	Channel/Frequency(MHz)		
			RB Size	RB Offset		26090/1855	26365/1882.5	26640/1910
			12	11	20.50	19.45	19.31	19.71
			25	0	20.50	19.62	19.44	20.05
LTE Band 25	10MHz	QPSK	1	0	23.00	21.68	21.74	21.76
			1	24	23.00	21.91	21.95	22.62
			1	49	23.00	22.09	21.55	21.34
			25	0	22.00	20.26	20.66	21.70
			25	12	22.00	20.65	20.82	21.10
			25	24	22.00	20.67	20.60	20.71
			50	0	21.50	20.44	20.55	21.12
		16QAM	1	0	21.00	20.27	20.28	20.52
			1	24	21.00	20.57	20.44	20.92
			1	49	21.00	20.99	20.10	20.12
			25	0	21.00	19.37	19.60	20.78
			25	12	21.00	19.48	19.96	20.17
			25	24	21.00	19.89	19.66	20.00
			50	0	20.00	19.17	19.64	19.94
Band	Band Width	Modulation	RB Configuration		Tune-up (dBm)	Channel/Frequency(MHz)		
			RB Size	RB Offset		26115/1857.5	26365/1882.5	26615/1907.5
LTE Band 25	15MHz	QPSK	1	0	22.50	21.61	21.57	21.69
			1	37	22.50	21.92	21.88	22.04
			1	74	22.50	21.40	21.65	21.50
			36	0	21.50	20.36	20.58	21.48
			36	18	21.50	20.72	20.63	21.08
			36	37	21.50	20.70	20.74	20.99
			75	0	21.50	20.11	20.64	21.03
		16QAM	1	0	21.50	20.34	20.26	21.20
			1	37	21.50	20.78	20.32	20.56
			1	74	21.50	19.65	20.13	20.50
			36	0	20.50	19.31	19.73	20.35
			36	18	20.50	19.95	19.88	20.02
			36	37	20.50	19.56	19.65	20.13
			75	0	20.00	19.45	19.73	19.76
Band	Band Width	Modulation	RB Configuration		Tune-up (dBm)	Channel/Frequency(MHz)		

			RB	RB		26140/1860	26365/1882.5	26590/1905
			Size	Offset				
LTE Band 25	20MHz	QPSK	1	0	22.50	21.41	21.67	21.78
			1	49	22.50	22.30	21.95	21.76
			1	99	22.50	21.10	21.58	21.23
			50	0	21.50	20.45	20.55	20.67
			50	24	21.50	20.64	20.65	20.88
			50	49	21.50	20.45	20.65	21.06
			100	0	21.50	20.58	20.69	21.10
		16QAM	1	0	21.50	20.17	20.43	20.54
			1	49	21.50	21.21	20.47	20.56
			1	99	21.50	19.94	20.38	20.31
			50	0	21.00	19.32	19.63	20.65
			50	24	21.00	19.89	19.76	19.96
			50	49	21.00	19.51	19.55	20.01
			100	0	20.00	19.47	19.48	19.98

Proximity Sensor Inactive

Band	Band Width	Modulation	RB Configuration		Tune-up (dBm)	Channel/Frequency(MHz)		
			RB Size	RB Offset		26697/814.7	26740/819	26783/823.3
LTE Band 26a	1.4MHz	QPSK	1	0	23.50	23.09	23.00	23.02
			1	2	23.50	23.27	23.33	23.39
			1	5	23.50	23.23	23.26	23.25
			3	0	23.50	23.31	23.24	23.12
			3	1	23.50	23.34	23.22	23.23
			3	2	23.50	23.33	23.21	23.28
			6	0	22.50	22.36	22.12	22.30
		16QAM	1	0	22.50	22.22	22.09	22.03
			1	2	22.50	22.38	22.11	22.06
			1	5	22.50	22.05	22.01	21.92
			3	0	23.00	22.15	22.08	22.00
			3	1	23.00	22.39	22.05	22.17
			3	2	23.00	22.57	22.03	22.15
			6	0	21.50	21.33	21.16	21.14
Band	Band Width	Modulation	RB Configuration		Tune-up (dBm)	Channel/Frequency(MHz)		
			RB Size	RB Offset		26705/818.5	26740/819	26775/822.5

LTE Band 26a	3MHz	QPSK	1	0	23.50	23.23	23.05	23.17
			1	7	23.50	23.48	23.37	23.37
			1	14	23.50	23.39	23.33	23.25
			8	0	23.00	22.56	22.42	22.38
			8	4	23.00	22.42	22.32	22.30
			8	7	23.00	22.43	22.29	22.35
			15	0	22.50	22.37	22.27	22.24
		16QAM	1	0	22.50	22.17	22.23	22.11
			1	7	22.50	22.13	22.01	22.05
			1	14	22.50	21.94	21.87	21.93
			8	0	21.50	21.29	21.18	20.88
			8	4	21.50	21.48	21.17	21.18
			8	7	21.50	21.41	21.41	21.25
			15	0	21.50	21.32	21.23	21.08
Band	Band Width	Modulation	RB Configuration		Tune-up (dBm)	Channel/Frequency(MHz)		
			RB Size	RB Offset		26715/816.5	26740/819	26765/821.5
LTE Band 26a	5MHz	QPSK	1	0	24.00	23.18	23.15	23.12
			1	12	24.00	23.66	23.48	23.59
			1	24	24.00	23.24	23.31	23.03
			12	0	22.50	22.46	22.42	22.27
			12	6	22.50	22.43	22.33	22.39
			12	11	22.50	22.27	22.29	22.22
			25	0	22.50	22.42	22.37	22.27
		16QAM	1	0	22.50	22.17	22.45	22.05
			1	12	22.50	22.27	22.32	22.09
			1	24	22.50	21.81	21.89	21.74
			12	0	21.50	21.22	21.22	21.03
			12	6	21.50	21.32	21.36	21.10
			12	11	21.50	21.20	21.22	21.04
			25	0	21.50	21.17	21.31	21.29
Band	Band Width	Modulation	RB Configuration		Tune-up (dBm)	Channel/Frequency(MHz)		
			RB Size	RB Offset		/	26740/819	/
LTE Band 26a	10MHz	QPSK	1	0	24.00	/	23.23	/
			1	24	24.00	/	23.99	/
			1	49	24.00	/	23.09	/
			25	0	23.00	/	22.63	/

			25	12	23.00	/	22.51	/
			25	24	23.00	/	22.25	/
			50	0	22.50	/	22.41	/
		16QAM	1	0	22.50	/	22.23	/
			1	24	22.50	/	22.46	/
			1	49	22.50	/	21.78	/
			25	0	21.50	/	21.42	/
			25	12	21.50	/	21.40	/
			25	24	21.50	/	21.14	/
			50	0	21.50	/	21.26	/

Proximity Sensor active

Band	Band Width	Modulation	RB Configuration		Tune-up (dBm)	Channel/Frequency(MHz)		
			RB Size	RB Offset		26697/814.7	26740/819	26783/823.3
LTE Band 26a	1.4MHz	QPSK	1	0	22.50	21.98	21.98	22.08
			1	2	22.50	22.41	22.24	22.30
			1	5	22.50	22.20	22.26	22.17
			3	0	22.50	22.37	22.19	22.06
			3	1	22.50	22.36	22.21	22.19
			3	2	22.50	22.22	22.15	22.40
			6	0	22.00	21.54	21.28	21.47
		16QAM	1	0	22.00	21.28	21.03	20.92
			1	2	22.00	21.57	21.02	20.96
			1	5	22.00	21.13	21.12	20.98
			3	0	23.00	21.35	21.24	21.05
			3	1	23.00	21.52	21.14	21.10
			3	2	23.00	22.57	22.03	22.15
			6	0	21.50	21.33	21.16	21.14
Band	Band Width	Modulation	RB Configuration		Tune-up (dBm)	Channel/Frequency(MHz)		
RB Size	RB Offset	26705/818.5	26740/819	26775/822.5				
LTE Band 26a	3MHz	QPSK	1	0	23.00	22.09	22.24	22.06
			1	7	23.00	22.42	22.45	22.53
			1	14	23.00	22.29	22.23	22.30
			8	0	22.00	21.46	21.39	21.36
			8	4	22.00	21.50	21.17	21.16
			8	7	22.00	21.54	21.38	21.38

Band	Band Width	Modulation	RB Configuration		Tune-up (dBm)	Channel/Frequency(MHz)		
			RB Size	RB Offset		26715/816.5	26740/819	26765/821.5
		16QAM	15	0	21.50	21.28	21.21	21.36
			1	0	21.50	21.12	21.43	21.28
			1	7	21.50	21.21	21.09	20.93
			1	14	21.50	20.93	20.84	20.87
			8	0	21.50	20.30	20.08	19.93
			8	4	21.50	20.64	20.07	20.30
			8	7	21.50	21.41	21.41	21.25
			15	0	21.50	21.32	21.23	21.08
LTE Band 26a	5MHz	QPSK	1	0	23.00	22.09	22.29	21.97
			1	12	23.00	22.57	22.67	22.77
			1	24	23.00	22.36	22.25	22.04
			12	0	22.00	21.64	21.62	21.46
			12	6	22.00	21.52	21.52	21.30
			12	11	22.00	21.17	21.30	21.14
		16QAM	25	0	22.00	21.56	21.51	21.35
			1	0	22.00	21.12	21.50	21.16
			1	12	22.00	21.17	21.38	21.27
			1	24	22.00	20.86	20.83	20.92
			12	0	21.50	20.15	20.42	19.89
			12	6	21.50	20.45	20.46	20.28
			12	11	21.50	21.20	21.22	21.04
			25	0	21.50	21.17	21.31	21.29
	Band Width	Modulation	RB Configuration		Tune-up (dBm)	Channel/Frequency(MHz)		
			RB Size	RB Offset		/	26740/819	/
LTE Band 26a	10MHz	QPSK	1	0	23.50	/	22.17	/
			1	24	23.50	/	23.15	/
			1	49	23.50	/	21.98	/
			25	0	22.00	/	21.77	/
			25	12	22.00	/	21.58	/
			25	24	22.00	/	21.40	/
			50	0	21.50	/	21.44	/
		16QAM	1	0	22.00	/	21.10	/
			1	24	22.00	/	21.62	/
			1	49	22.00	/	20.78	/

			25	0	21.00	/	20.58	/
			25	12	21.00	/	20.55	/
			25	24	21.00	/	19.99	/
			50	0	20.50	/	20.13	/

Proximity Sensor Inactive

Band	Band Width	Modulation	RB Configuration		Tune-up (dBm)	Channel/Frequency(MHz)		
			RB Size	RB Offset		26797/824.7	26915/836.5	27033/848.3
LTE Band 26b	1.4MHz	QPSK	1	0	23.50	22.85	22.99	22.90
			1	2	23.50	22.93	23.28	23.21
			1	5	23.50	23.00	23.25	23.14
			3	0	23.50	23.06	23.15	22.92
			3	1	23.50	23.14	23.17	23.14
			3	2	23.50	23.17	23.20	23.14
		16QAM	6	0	22.50	22.02	22.21	22.34
			1	0	22.50	21.84	22.43	22.40
			1	2	22.50	22.02	22.13	21.91
			1	5	22.50	22.02	22.14	21.93
			3	0	22.50	21.84	21.97	22.02
			3	1	22.50	21.95	22.00	21.98
			3	2	22.50	21.87	21.94	21.88
			6	0	21.50	21.00	21.22	21.12

Band	Band Width	Modulation	RB Configuration		Tune-up (dBm)	Channel/Frequency(MHz)		
			RB Size	RB Offset		26805/825.5	26915/836.5	27025/847.5
LTE Band 26b	3MHz	QPSK	1	0	23.50	22.97	23.09	23.08
			1	7	23.50	23.12	23.31	23.20
			1	14	23.50	22.98	23.16	23.20
			8	0	22.50	22.26	22.33	22.43
			8	4	22.50	22.14	22.28	22.27
			8	7	22.50	22.07	22.22	22.14
			15	0	22.50	22.06	22.22	22.27
		16QAM	1	0	22.50	22.07	22.13	22.46
			1	7	22.50	21.92	22.07	21.98
			1	14	22.50	21.70	21.90	21.61
			8	0	21.50	21.07	21.16	21.26
			8	4	21.50	21.39	21.13	21.23

Band	Band Width	Modulation	RB Configuration		Tune-up (dBm)	Channel/Frequency(MHz)		
			RB Size	RB Offset		26815/826.5	26915/836.5	27015/846.5
			8	7	21.50	21.29	21.21	21.17
			15	0	21.50	21.08	21.06	21.35
LTE Band 26b	5MHz	QPSK	1	0	23.50	22.95	23.13	23.10
			1	12	23.50	23.21	23.44	23.45
			1	24	23.50	23.09	23.10	23.04
			12	0	22.50	22.30	22.41	22.44
			12	6	22.50	22.20	22.39	22.31
			12	11	22.50	22.15	22.23	22.15
			25	0	22.50	22.22	22.26	22.23
		16QAM	1	0	22.50	21.85	22.06	22.04
			1	12	22.50	22.01	21.96	22.25
			1	24	22.50	21.68	21.75	21.49
			12	0	21.50	21.15	21.19	21.26
			12	6	21.50	21.11	21.20	21.32
			12	11	21.50	21.10	21.15	21.09
			25	0	21.50	21.36	21.18	21.16
Band	Band Width	Modulation	RB Configuration		Tune-up (dBm)	Channel/Frequency(MHz)		
			RB Size	RB Offset		26840/829	26915/836.5	26990/844
LTE Band 26b	10MHz	QPSK	1	0	24.00	23.02	23.14	23.00
			1	24	24.00	23.70	23.83	23.74
			1	49	24.00	23.23	23.03	22.88
			25	0	24.00	22.53	22.75	23.81
			25	12	24.00	22.38	22.41	22.53
			25	24	24.00	22.21	22.17	22.35
			50	0	22.50	22.30	22.31	22.31
		16QAM	1	0	23.00	22.05	22.06	22.20
			1	24	23.00	22.46	22.60	22.36
			1	49	23.00	21.84	21.63	21.75
			25	0	22.00	21.31	21.55	21.36
			25	12	22.00	21.42	21.37	21.51
			25	24	22.00	21.27	21.20	21.49
			50	0	21.50	21.17	21.27	21.28
Band	Band Width	Modulation	RB Configuration		Tune-up (dBm)	Channel/Frequency(MHz)		

LTE Band	Band Width	Modulation	RB	RB		26865/831.5	26915/836.5	26965/841.5
			Size	Offset				
LTE Band 26b	15MHz	QPSK	1	0	24.00	23.07	23.13	23.24
			1	37	24.00	23.57	23.80	23.54
			1	74	24.00	23.25	23.07	22.99
			36	0	23.00	22.51	22.39	22.39
			36	18	23.00	22.40	22.43	22.26
			36	37	23.00	22.29	22.16	22.26
			75	0	22.50	22.32	22.35	22.30
		16QAM	1	0	22.50	22.06	22.09	22.02
			1	37	22.50	22.03	22.45	22.17
			1	74	22.50	21.76	21.52	21.72
			36	0	21.50	21.33	21.38	21.36
			36	18	21.50	21.38	21.37	21.12
			36	37	21.50	21.15	21.06	21.16
			75	0	21.50	21.28	21.31	21.23

Proximity Sensor active

Band	Band Width	Modulation	RB Configuration		Tune-up (dBm)	Channel/Frequency(MHz)		
			RB Size	RB Offset		26797/824.7	26915/836.5	27033/848.3
LTE Band 26b	1.4MHz	QPSK	1	0	22.50	21.78	21.90	22.03
			1	2	22.50	21.84	22.39	22.39
			1	5	22.50	21.93	22.11	22.23
			3	0	22.50	21.92	22.29	21.81
			3	1	22.50	22.16	22.13	22.30
			3	2	22.50	22.22	22.31	22.06
			6	0	21.50	20.94	21.24	21.33
		16QAM	1	0	22.00	21.03	21.55	21.55
			1	2	22.00	20.89	21.03	20.90
			1	5	22.00	21.02	21.19	21.00
			3	0	21.50	20.95	21.06	20.91
			3	1	21.50	21.11	20.90	21.14
			3	2	21.50	20.96	21.10	20.93
			6	0	20.50	20.05	20.26	20.12
Band	Band Width	Modulation	RB Configuration		Tune-up (dBm)	Channel/Frequency(MHz)		
			RB Size	RB Offset		26805/825.5	26915/836.5	27025/847.5

LTE Band 26b	3MHz	QPSK	1	0	22.50	22.16	22.16	22.21
			1	7	22.50	22.02	22.40	22.24
			1	14	22.50	21.94	22.31	22.38
			8	0	21.50	21.45	21.32	21.35
			8	4	21.50	21.01	21.42	21.28
			8	7	21.50	21.19	21.23	21.21
			15	0	21.50	21.18	21.17	21.23
		16QAM	1	0	21.50	21.11	21.28	21.33
			1	7	21.50	21.10	21.21	21.18
			1	14	21.50	20.89	20.82	20.64
			8	0	20.50	19.94	20.15	20.19
			8	4	20.50	20.39	20.23	20.25
			8	7	20.50	20.34	20.10	20.33
			15	0	20.50	20.00	20.16	20.42
Band	Band Width	Modulation	RB Configuration		Tune-up (dBm)	Channel/Frequency(MHz)		
			RB Size	RB Offset		26815/826.5	26915/836.5	27015/846.5
LTE Band 26b	5MHz	QPSK	1	0	23.00	21.90	22.16	22.01
			1	12	23.00	22.37	22.55	22.43
			1	24	23.00	21.95	21.97	22.12
			12	0	22.00	21.43	21.33	21.56
			12	6	22.00	21.15	21.47	21.26
			12	11	22.00	21.25	21.37	21.19
			25	0	21.50	21.38	21.38	21.24
		16QAM	1	0	21.50	20.78	21.09	21.14
			1	12	21.50	20.90	21.16	21.22
			1	24	21.50	20.80	20.78	20.39
			12	0	20.50	20.00	20.11	20.32
			12	6	20.50	20.21	20.33	20.31
			12	11	20.50	20.16	20.03	20.13
			25	0	20.50	20.45	20.11	20.14
Band	Band Width	Modulation	RB Configuration		Tune-up (dBm)	Channel/Frequency(MHz)		
			RB Size	RB Offset		26840/829	26915/836.5	26990/844
LTE Band 26b	10MHz	QPSK	1	0	23.00	22.19	22.10	22.07
			1	24	23.00	22.85	22.70	22.79
			1	49	23.00	22.15	22.20	22.00
			25	0	23.00	21.58	21.63	22.96

Band	Band Width	Modulation	RB Configuration		Tune-up (dBm)	Channel/Frequency(MHz)		
			RB Size	RB Offset		26865/831.5	26915/836.5	26965/841.5
			25	12	23.00	21.52	21.55	21.65
			25	24	23.00	21.16	21.23	21.28
			50	0	21.50	21.15	21.46	21.23
		16QAM	1	0	22.00	21.11	20.95	21.20
			1	24	22.00	21.42	21.74	21.34
			1	49	22.00	20.76	20.69	20.77
			25	0	21.00	20.49	20.61	20.25
			25	12	21.00	20.55	20.38	20.48
			25	24	21.00	20.30	20.21	20.61
			50	0	20.50	20.06	20.35	20.30
LTE Band 26b	15MHz	QPSK	1	0	23.00	21.95	22.17	22.27
			1	37	23.00	22.65	22.97	22.53
			1	74	23.00	22.23	21.96	22.15
			36	0	22.00	21.66	21.38	21.34
			36	18	22.00	21.56	21.51	21.46
			36	37	22.00	21.22	21.05	21.45
			75	0	22.00	21.35	21.51	21.35
		16QAM	1	0	21.50	20.97	20.99	20.89
			1	37	21.50	21.15	21.48	21.19
			1	74	21.50	20.85	20.38	20.84
			36	0	20.50	20.29	20.43	20.22
			36	18	20.50	20.45	20.37	19.99
			36	37	20.50	20.19	19.99	20.17
			75	0	20.50	20.45	20.49	20.14

Band	Band Width	Modulation	RB Configuration		Tune-up (dBm)	Channel/Frequency(MHz)		
			RB Size	RB Offset		39675/2498.5	40620/2593	41565/2687.5
LTE Band 41	5MHz	QPSK	1	0	25.00	23.87	24.29	24.76
			1	12	25.00	24.01	24.45	24.81
			1	24	25.00	23.86	24.32	24.80
			12	0	24.00	22.98	23.49	23.73
			12	6	24.00	22.97	23.37	23.78
			12	11	24.00	22.87	23.36	23.72
			25	0	24.00	22.88	23.39	23.79

Band	Band Width	Modulation	RB Configuration		Tune-up (dBm)	Channel/Frequency(MHz)		
			RB Size	RB Offset		39700/2501	40620/2593	41540/2685
		16QAM	1	0	23.50	22.49	23.02	23.46
			1	12	23.50	22.58	23.09	23.47
			1	24	23.50	22.53	22.97	23.43
			12	0	23.00	21.93	22.35	22.77
			12	6	23.00	22.05	22.33	22.92
			12	11	23.00	22.00	22.41	22.68
			25	0	23.00	22.04	22.64	22.83
LTE Band 41	10MHz	QPSK	1	0	25.00	23.84	24.41	24.51
			1	24	25.00	24.14	24.64	24.80
			1	49	25.00	23.96	24.36	24.56
			25	0	24.00	23.02	23.56	23.69
			25	12	24.00	23.10	23.57	23.82
			25	24	24.00	22.95	23.33	23.68
			50	0	24.00	22.97	23.44	23.62
		16QAM	1	0	24.00	22.60	23.14	23.49
			1	24	24.00	22.93	23.34	23.74
			1	49	24.00	22.68	23.00	23.44
			25	0	23.00	21.95	22.40	22.69
			25	12	23.00	22.24	22.74	22.93
			25	24	23.00	22.20	22.59	22.78
			50	0	23.00	22.05	22.44	22.75
Band	Band Width	Modulation	RB Configuration		Tune-up (dBm)	Channel/Frequency(MHz)		
			RB Size	RB Offset		39725/2503.5	40620/2593	41515/2682.5
LTE Band 41	15MHz	QPSK	1	0	25.00	23.91	24.36	24.53
			1	37	25.00	24.17	24.78	24.74
			1	74	25.00	24.01	24.29	24.72
			36	0	24.00	22.89	23.55	23.75
			36	18	24.00	22.94	23.47	23.71
			36	37	24.00	22.96	23.33	23.69
			75	0	24.00	22.90	23.46	23.62
		16QAM	1	0	24.00	22.51	23.17	23.46
			1	37	24.00	22.60	23.15	23.50
			1	74	24.00	22.57	22.92	23.45
			36	0	23.00	21.83	22.35	22.62

Band	Band Width	Modulation	RB Configuration		Tune-up (dBm)	Channel/Frequency(MHz)		
			RB Size	RB Offset		39750/2506	40620/2593	41490/2680
			36	18	23.00	21.98	22.61	22.81
			36	37	23.00	21.91	22.29	22.78
			75	0	23.00	21.88	22.43	22.76
LTE Band 41	20MHz	QPSK	1	0	25.00	23.75	24.31	24.52
			1	49	25.00	24.11	24.60	24.80
			1	99	25.00	23.92	24.14	24.61
			50	0	24.00	22.94	23.55	23.73
			50	24	24.00	23.00	23.48	23.69
			50	49	24.00	22.97	23.36	23.72
			100	0	24.00	22.91	23.45	23.62
		16QAM	1	0	24.00	22.40	23.05	23.23
			1	49	24.00	22.88	23.31	23.69
			1	99	24.00	22.45	22.80	23.26
			50	0	23.00	21.88	22.55	22.65
			50	24	23.00	22.02	22.58	22.80
			50	49	23.00	21.89	22.39	22.87
			100	0	23.00	21.99	22.43	22.77

Proximity Sensor Inactive

Band	Band Width	Modulation	RB Configuration		Tune-up (dBm)	Channel/Frequency(MHz)		
			RB Size	RB Offset		131979/1710.7	132322/1745	132665/1779.3
LTE Band 66	1.4MHz	QPSK	1	0	24.00	23.19	23.58	23.49
			1	2	24.00	23.15	23.76	23.60
			1	5	24.00	22.99	23.69	23.47
			3	0	24.00	23.27	23.56	23.53
			3	1	24.00	23.57	23.52	23.56
			3	2	24.00	23.53	23.48	23.50
			6	0	22.50	22.29	22.39	22.32
		16QAM	1	0	23.00	22.66	22.32	22.90
			1	2	23.00	22.88	22.51	22.37
			1	5	23.00	22.71	22.35	22.31
			3	0	23.00	22.34	22.31	22.62
			3	1	23.00	22.33	22.39	22.17
			3	2	23.00	22.28	22.35	22.69

Band	Band Width	Modulation	RB Configuration		Tune-up (dBm)	Channel/Frequency(MHz)		
			RB Size	RB Offset		131987/1711.5	132322/1745	132657/1778.5
LTE Band 66	3MHz	QPSK	6	0	21.50	21.08	21.47	21.38
			1	0	24.00	23.22	23.54	23.41
			1	7	24.00	23.51	23.59	23.54
			1	14	24.00	23.39	23.56	23.40
			8	0	23.00	22.19	22.53	22.28
			8	4	23.00	22.35	22.62	22.39
			8	7	23.00	22.39	22.51	22.38
		16QAM	15	0	22.50	22.28	22.47	22.35
			1	0	22.50	21.99	22.24	22.29
			1	7	22.50	22.03	22.14	22.11
			1	14	22.50	22.04	22.08	22.15
			8	0	21.50	20.91	21.41	21.00
			8	4	21.50	21.35	21.48	21.03
			8	7	21.50	21.41	21.47	21.41
15	0	22.00	21.09	21.60	21.45			
LTE Band 66	5MHz	QPSK	RB Configuration		Tune-up (dBm)	Channel/Frequency(MHz)		
			RB Size	RB Offset		131997/1712.5	132322/1745	132647/1777.5
			1	0	24.00	23.20	23.49	23.31
			1	12	24.00	23.54	23.68	23.45
			1	24	24.00	23.42	23.57	23.45
			12	0	23.00	22.12	22.46	22.22
			12	6	23.00	22.39	22.61	22.29
		12	11	23.00	22.39	22.50	22.26	
		25	0	23.00	22.22	22.53	22.32	
		16QAM	1	0	23.00	22.01	22.81	21.78
			1	12	23.00	22.22	22.95	21.95
			1	24	23.00	22.00	22.88	21.73
			12	0	22.00	20.91	21.35	21.06
			12	6	22.00	21.17	21.61	21.27
12	11		22.00	21.12	21.50	21.23		
25	0		22.00	21.08	21.53	21.32		
Band	Band Width	Modulation	RB Configuration		Tune-up (dBm)	Channel/Frequency(MHz)		
			RB	RB		132022/1715	132322/1745	132622/1775

Band	Band Width	Modulation	RB Configuration		Tune-up (dBm)	Channel/Frequency(MHz)		
			RB Size	RB Offset		132047/1717.5	132322/1745	132597/1772.5
LTE Band 66	10MHz	QPSK	1	0	24.50	23.03	23.52	23.35
			1	24	24.50	23.87	24.12	23.84
			1	49	24.50	23.34	23.57	23.43
			25	0	23.00	22.42	22.66	22.50
			25	12	23.00	22.47	22.60	22.40
			25	24	23.00	22.30	22.51	22.20
			50	0	23.00	22.22	22.51	22.41
		16QAM	1	0	23.00	22.18	22.31	22.27
			1	24	23.00	22.50	22.71	22.14
			1	49	23.00	21.79	22.21	21.33
			25	0	22.00	21.28	21.47	21.32
			25	12	22.00	21.43	21.71	21.48
			25	24	22.00	21.27	21.53	21.32
			50	0	22.00	21.20	21.49	21.50
LTE Band 66	15MHz	QPSK	1	0	24.50	23.23	23.49	23.55
			1	37	24.50	23.87	24.03	23.77
			1	74	24.50	23.32	23.54	23.38
			36	0	23.00	22.51	22.58	22.52
			36	18	23.00	22.47	22.58	22.43
			36	37	23.00	22.19	22.50	22.26
			75	0	22.50	22.35	22.47	22.43
		16QAM	1	0	23.00	22.19	22.33	22.83
			1	37	23.00	22.46	22.65	22.15
			1	74	23.00	21.87	22.19	21.95
			36	0	22.00	21.42	21.45	21.38
			36	18	22.00	21.52	21.59	21.51
			36	37	22.00	21.13	21.51	21.22
			75	0	21.50	21.22	21.44	21.41
LTE Band	20MHz	QPSK	1	0	24.50	23.13	23.52	23.40
			1	49	24.50	23.96	24.18	23.81

66			1	99	24.50	23.22	23.55	23.28	
			50	0	23.00	22.56	22.50	22.48	
			50	24	23.00	22.48	22.50	22.45	
			50	49	23.00	22.29	22.55	22.15	
			100	0	23.00	22.40	22.56	22.43	
	16QAM			1	0	23.00	22.20	22.26	22.27
				1	49	23.00	22.72	22.74	22.43
				1	99	23.00	21.70	21.97	21.84
				50	0	22.00	21.53	21.51	21.36
				50	24	22.00	21.47	21.57	21.53
				50	49	22.00	21.27	21.54	21.23
				100	0	21.50	21.36	21.45	21.37

Proximity Sensor active

Band	Band Width	Modulation	RB Configuration		Tune-up (dBm)	Channel/Frequency(MHz)		
			RB Size	RB Offset		131979/1710.7	132322/1745	132665/1779.3
LTE Band 66	1.4MHz	QPSK	1	0	21.00	20.61	20.15	20.15
			1	2	21.00	19.68	20.35	20.28
			1	5	21.00	19.42	20.32	20.09
			3	0	20.50	19.92	20.06	20.08
			3	1	20.50	19.99	20.20	20.01
			3	2	20.50	20.10	20.11	19.89
			6	0	19.00	18.96	18.98	18.75
		16QAM	1	0	20.00	19.02	18.69	19.55
			1	2	20.00	19.56	19.00	18.76
			1	5	20.00	19.19	18.97	18.75
			3	0	19.50	18.79	18.94	19.29
			3	1	19.50	18.93	19.05	18.55
			3	2	19.50	18.85	18.79	19.17
			6	0	18.00	17.73	17.99	17.76
Band	Band Width	Modulation	RB Configuration		Tune-up (dBm)	Channel/Frequency(MHz)		
			RB Size	RB Offset		131987/1711.5	132322/1745	132657/1778.5
LTE Band 66	3MHz	QPSK	1	0	20.50	19.75	19.95	19.94
			1	7	20.50	19.92	20.07	20.19
			1	14	20.50	20.02	20.20	19.82
			8	0	19.50	18.54	18.90	18.69

Band	Band Width	Modulation	RB Configuration		Tune-up (dBm)	Channel/Frequency(MHz)		
			RB Size	RB Offset		131997/1712.5	132322/1745	132647/1777.5
		16QAM	8	4	19.50	18.96	19.22	18.97
			8	7	19.50	19.09	19.14	18.89
			15	0	19.50	18.80	19.12	18.91
			1	0	19.00	18.59	18.69	18.82
			1	7	19.00	18.56	18.51	18.54
			1	14	19.00	18.45	18.51	18.76
			8	0	18.50	17.32	18.02	17.42
			8	4	18.50	17.81	17.96	17.49
			8	7	18.50	18.04	18.05	18.04
			15	0	18.50	17.51	18.13	18.14
LTE Band 66	5MHz	QPSK	1	0	20.50	19.59	19.91	19.70
			1	12	20.50	19.99	20.23	20.09
			1	24	20.50	20.11	20.01	19.97
			12	0	19.50	18.73	19.04	18.89
			12	6	19.50	19.07	18.96	18.70
			12	11	19.50	19.00	19.10	18.78
			25	0	19.50	18.60	19.13	18.76
		16QAM	1	0	20.00	18.39	19.26	18.33
			1	12	20.00	18.64	19.65	18.48
			1	24	20.00	18.64	19.41	18.41
			12	0	18.50	17.37	17.78	17.61
			12	6	18.50	17.65	18.31	17.95
			12	11	18.50	17.74	17.87	17.88
			25	0	18.00	17.67	17.94	17.87
	Band Width	Modulation	RB Configuration		Tune-up (dBm)	Channel/Frequency(MHz)		
			RB Size	RB Offset		132022/1715	132322/1745	132622/1775
LTE Band 66	10MHz	QPSK	1	0	21.00	19.68	19.94	19.78
			1	24	21.00	20.54	20.72	20.27
			1	49	21.00	19.95	20.16	19.86
			25	0	19.50	18.82	19.35	19.05
			25	12	19.50	18.82	19.03	18.80
			25	24	19.50	18.87	18.97	18.76
			50	0	19.50	18.77	18.91	19.02
		16QAM	1	0	20.00	18.82	19.68	19.87

Band	Band Width	Modulation	RB Configuration		Tune-up (dBm)	Channel/Frequency(MHz)		
			RB Size	RB Offset		132047/1717.5	132322/1745	132597/1772.5
			1	24	20.00	19.06	19.29	18.80
			1	49	20.00	18.39	18.88	17.96
			25	0	18.50	17.86	18.12	17.94
			25	12	18.50	17.95	18.30	18.07
			25	24	18.50	17.65	18.14	17.97
			50	0	18.50	17.84	17.97	18.10
Band	Band Width	Modulation	RB Configuration		Tune-up (dBm)	Channel/Frequency(MHz)		
			RB Size	RB Offset		132072/1720	132322/1745	132572/1770
LTE Band 66	15MHz	QPSK	1	0	21.00	19.62	20.12	19.91
			1	37	21.00	20.53	20.61	20.37
			1	74	21.00	19.69	20.05	19.76
			36	0	19.50	19.00	19.12	18.99
			36	18	19.50	18.88	18.96	19.08
			36	37	19.50	18.56	18.91	18.89
			75	0	19.50	19.01	19.10	18.95
		16QAM	1	0	20.00	18.62	19.03	19.40
			1	37	20.00	19.12	19.21	18.83
			1	74	20.00	18.23	19.70	19.34
			36	0	18.50	17.86	17.96	17.98
			36	18	18.50	17.88	18.16	17.92
			36	37	18.50	17.72	18.08	17.80
			75	0	18.00	17.64	17.94	17.84
LTE Band 66	20MHz	QPSK	1	0	21.00	19.78	20.00	19.95
			1	49	21.00	20.63	20.84	20.16
			1	99	21.00	19.67	20.08	19.68
			50	0	19.50	19.12	18.98	18.91
			50	24	19.50	19.05	19.09	19.14
			50	49	19.50	18.74	19.14	18.55
			100	0	19.50	18.95	19.16	18.87
		16QAM	1	0	19.50	18.80	18.90	18.95
			1	49	19.50	19.20	19.33	18.97
			1	99	19.50	18.35	18.40	18.39
			50	0	18.50	18.01	17.91	17.88
			50	24	18.50	17.91	18.15	18.19

			50	49	18.50	17.76	18.19	17.74
			100	0	18.50	18.05	18.11	18.04

Band	Band Width	Modulation	RB Configuration		Tune-up (dBm)	Channel/Frequency(MHz)		
			RB Size	RB Offset		133147/665.5	133297/680.5	133447/695.5
LTE Band 71	5MHz	QPSK	1	0	23.50	22.62	22.43	22.67
			1	12	23.50	22.89	22.85	23.10
			1	24	23.50	22.66	22.60	22.88
			12	0	22.00	21.42	21.60	21.81
			12	6	22.00	21.80	21.64	21.87
			12	11	22.00	21.68	21.59	21.85
		16QAM	25	0	22.00	21.55	21.44	21.74
			1	0	22.00	21.38	21.29	21.60
			1	12	22.00	21.70	21.58	21.62
			1	24	22.00	21.46	21.63	21.58
			12	0	21.00	20.51	20.43	20.55
			12	6	21.00	20.95	20.66	20.64
			12	11	21.00	20.85	20.62	20.60
			25	0	21.00	20.66	20.55	20.59

Band	Band Width	Modulation	RB Configuration		Tune-up (dBm)	Channel/Frequency(MHz)		
			RB Size	RB Offset		133172/668	133297/680.5	133422/693
LTE Band 71	10MHz	QPSK	1	0	24.00	22.55	22.46	22.78
			1	24	24.00	23.67	23.22	23.20
			1	49	24.00	22.54	22.62	22.79
			25	0	22.00	21.89	21.74	21.85
			25	12	22.00	21.97	21.78	21.94
			25	24	22.00	21.49	21.63	21.82
			50	0	22.00	21.57	21.49	21.81
		16QAM	1	0	22.50	21.44	21.38	21.70
			1	24	22.50	22.07	21.85	21.79
			1	49	22.50	20.85	21.04	21.55
			25	0	21.00	20.75	20.61	20.84
			25	12	21.00	20.94	20.80	20.91
			25	24	21.00	20.63	20.67	20.80
			50	0	21.00	20.70	20.53	20.79

Band	Band	Modulation	RB		Tune-up	Channel/Frequency(MHz)		
------	------	------------	----	--	---------	------------------------	--	--

	Width		Configuration		(dBm)			
			RB Size	RB Offset		133197/670.5	133297/680.5	133397/690.5
LTE Band 71	15MHz	QPSK	1	0	23.50	22.61	22.60	22.69
			1	37	23.50	23.27	23.13	22.88
			1	74	23.50	22.37	22.51	22.75
			36	0	22.00	21.98	21.73	21.94
			36	18	22.00	21.80	21.84	21.73
			36	37	22.00	21.45	21.66	21.82
			75	0	22.00	21.65	21.51	21.81
		16QAM	1	0	22.00	21.42	21.57	21.58
			1	37	22.00	21.95	21.74	21.64
			1	74	22.00	20.91	20.92	21.42
			36	0	21.00	20.85	20.63	20.75
			36	18	21.00	20.78	20.78	20.69
			36	37	21.00	20.54	20.72	20.76
			75	0	21.00	20.83	20.54	20.86
Band	Band Width	Modulation	RB Configuration		Tune-up (dBm)	Channel/Frequency(MHz)		
			RB Size	RB Offset		133222/673	133322/683	133372/688
LTE Band 71	20MHz	QPSK	1	0	23.50	22.61	22.48	22.52
			1	49	23.50	23.30	23.14	23.37
			1	99	23.50	22.46	22.33	22.36
			50	0	22.50	21.84	22.07	22.04
			50	24	22.50	21.86	21.87	21.86
			50	49	22.50	21.45	21.61	21.55
			100	0	22.00	21.65	21.48	21.80
		16QAM	1	0	22.50	21.52	21.29	21.31
			1	49	22.50	22.15	21.90	21.90
			1	99	22.50	21.15	20.79	20.99
			50	0	21.00	20.75	20.71	20.85
			50	24	21.00	20.73	20.82	20.72
			50	49	21.00	20.52	20.66	20.62
			100	0	21.00	20.68	20.49	20.84

7.3. WLAN Output Power

Mode	Channel	Frequency	Tune-up	Output	Tune-up	Output	Tune-up	Output
------	---------	-----------	---------	--------	---------	--------	---------	--------

		(MHz)	Power (dBm)		Power (dBm)		Power (dBm)	
			ANT1		ANT2		MIMO	
802.11b	1	2412	17.00	16.06	17.00	16.40	N/A	N/A
	6	2437	17.00	15.94	17.00	16.20	N/A	N/A
	11	2462	17.00	16.86	17.00	16.98	N/A	N/A
802.11g	1	2412	15.00	14.75	16.00	15.01	N/A	N/A
	6	2437	15.00	14.78	16.00	14.88	N/A	N/A
	11	2462	15.00	14.95	16.00	15.57	N/A	N/A
802.11n HT20	1	2412	15.00	14.65	15.50	14.89	18.50	17.78
	6	2437	15.00	14.71	15.50	14.78	18.50	17.76
	11	2462	15.00	14.94	15.50	15.48	18.50	18.23
802.11n HT40	3	2422	15.50	15.01	16.00	15.30	18.50	18.17
	6	2437	15.50	14.96	16.00	15.14	18.50	18.06
	9	2452	15.50	15.22	16.00	15.53	18.50	18.39

NOTE: Power measurement results of WLAN 2.4G.

Mode	Channel	Frequency (MHz)	Output Power (dBm)		Output Power (dBm)		Output Power (dBm)	
			ANT1		ANT2		MIMO	
802.11a	36	5180	15.00	14.64	15.00	14.42	N/A	N/A
	40	5200	15.00	14.15	15.00	14.76	N/A	N/A
	48	5240	15.00	14.04	15.00	14.84	N/A	N/A
802.11n (HT20)	36	5180	15.00	14.61	15.00	14.36	18.00	17.50
	40	5200	15.00	14.23	15.00	14.82	18.00	17.55
	48	5240	15.00	14.03	15.00	14.81	18.00	17.45
802.11n (HT40)	38	5190	15.50	14.40	15.00	14.90	18.00	17.67
	46	5230	15.50	15.11	15.00	14.65	18.00	17.90
802.11ac (VHT20)	36	5180	15.00	14.57	15.00	14.40	18.00	17.50
	40	5200	15.00	14.25	15.00	14.83	18.00	17.56
	48	5240	15.00	14.05	15.00	14.80	18.00	17.45
802.11ac (VHT40)	38	5190	15.50	14.42	15.00	14.90	18.00	17.68
	46	5230	15.50	15.01	15.00	14.68	18.00	17.86
802.11ac (VHT80)	42	5210	15.00	14.70	15.00	14.55	18.00	17.64

NOTE: Power measurement results of WLAN 5.2G.

Mode	Channel	Frequency (MHz)	Tune-up	Output Power (dBm)	Tune-up	Output Power (dBm)	Tune-up	Output Power (dBm)
------	---------	-----------------	---------	--------------------	---------	--------------------	---------	--------------------

			ANT1		ANT2		MIMO	
802.11a	149	5745	15.00	14.43	15.50	14.68	N/A	N/A
	157	5785	15.00	14.85	15.50	15.06	N/A	N/A
	165	5825	15.00	14.42	15.50	14.69	N/A	N/A
802.11n (HT20)	149	5745	15.00	14.42	15.50	14.79	18.00	17.62
	157	5785	15.00	14.85	15.50	15.08	18.00	17.98
	165	5825	15.00	14.45	15.50	14.66	18.00	17.57
802.11n (HT40)	151	5755	15.00	14.40	15.50	15.45	18.00	17.97
	159	5795	15.00	14.88	15.50	14.64	18.00	17.77
802.11ac (VHT20)	149	5745	15.00	14.41	15.50	14.70	18.50	17.57
	157	5785	15.00	14.90	15.50	15.10	18.50	18.01
	165	5825	15.00	14.42	15.50	14.77	18.50	17.61
802.11ac (VHT40)	151	5755	15.00	14.39	15.00	14.94	18.00	17.68
	159	5795	15.00	14.88	15.00	14.15	18.00	17.54
802.11ac (VHT80)	155	5775	15.00	14.98	15.50	15.46	18.50	18.24

NOTE: Power measurement results of WLAN 5.8G.

7.4. Proximity Sensor Considerations

7.4.1. Proximity sensor triggering distances

LTE Band 2 20M QPSK(1,49) CH18900						LTE Band 2 20M QPSK(1,49) CH18900						LTE Band 2 20M QPSK(1,49) CH18900					
Front Side			Back Side			Back Side			Back Side			Right Side			Right Side		
Moved toward the phantom			Away from the phantom			Moved toward the phantom			Away from the phantom			Moved toward the phantom			Away from the phantom		
Gap (mm)	P sensor	Power	Gap (mm)	P sensor	Power	Gap (mm)	P sensor	Power	Gap (mm)	P sensor	Power	Gap (mm)	P sensor	Power	Gap (mm)	P sensor	Power
44	Inactive	24.25	0	Active	20.83	44	Inactive	24.24	0	Active	20.81	44	Inactive	24.21	0	Active	20.82
41	Inactive	24.21	3	Active	20.82	41	Inactive	24.25	3	Active	20.82	41	Inactive	24.25	3	Active	20.78
38	Inactive	24.21	6	Active	20.78	38	Inactive	24.23	6	Active	20.83	38	Inactive	24.24	6	Active	20.81
35	Inactive	24.24	9	Active	20.81	35	Inactive	24.25	9	Active	20.83	35	Inactive	24.22	9	Active	20.83
32	Inactive	24.25	10	Active	20.83	32	Inactive	24.24	10	Active	20.81	32	Inactive	24.25	10	Active	20.82
29	Inactive	24.23	13	Active	20.82	29	Inactive	24.22	13	Active	20.79	29	Inactive	24.24	13	Active	20.79
26	Inactive	24.25	16	Active	20.79	26	Inactive	24.25	16	Active	20.81	28	Inactive	24.22	16	Active	20.81
25	Inactive	24.24	17	Active	20.81	25	Inactive	24.22	17	Active	20.82	27	Inactive	24.24	19	Active	20.82
24	Inactive	24.22	18	Active	20.82	24	Inactive	24.25	18	Active	20.83	26	Inactive	24.25	20	Active	20.83
23	Inactive	24.25	19	Active	20.83	23	Inactive	24.21	19	Active	20.83	25	Inactive	24.25	21	Active	20.83
22	Inactive	24.25	20	Active	20.83	22	Inactive	24.21	20	Active	20.81	24	Active	20.83	22	Active	20.81
21	Active	20.83	21	Active	20.81	21	Inactive	24.25	21	Active	20.83	23	Active	20.82	23	Active	20.82

20	Active	20.78	22	Active	20.83	20	Active	20.83	22	Inactive	24.25	22	Active	20.83	24	Active	20.79
19	Active	20.81	23	Inactive	24.25	19	Active	20.82	23	Inactive	24.24	21	Active	20.83	25	Active	20.83
18	Active	20.83	24	Inactive	24.24	18	Active	20.79	24	Inactive	24.25	20	Active	20.81	26	Inactive	24.25
17	Active	20.82	25	Inactive	24.25	17	Active	20.81	25	Inactive	24.23	19	Active	20.79	27	Inactive	24.23
16	Active	20.79	26	Inactive	24.23	16	Active	20.82	26	Inactive	24.25	16	Active	20.81	28	Inactive	24.25
15	Active	20.81	27	Inactive	24.25	15	Active	20.83	27	Inactive	24.24	13	Active	20.82	29	Inactive	24.24
12	Active	20.82	30	Inactive	24.24	12	Active	20.83	30	Inactive	24.22	10	Active	20.83	30	Inactive	24.22
10	Active	20.83	33	Inactive	24.22	10	Active	20.81	33	Inactive	24.25	7	Active	20.83	33	Inactive	24.25
7	Active	20.83	36	Inactive	24.25	7	Active	20.79	36	Inactive	24.24	5	Active	20.81	36	Inactive	24.22
4	Active	20.81	39	Inactive	24.21	4	Active	20.81	39	Inactive	24.22	4	Active	20.81	39	Inactive	24.25
1	Active	20.79	42	Inactive	24.21	1	Active	20.83	42	Inactive	24.25	3	Active	20.82	42	Inactive	24.21
0	Active	20.81	45	Inactive	24.24	0	Active	20.81	45	Inactive	24.21	0	Active	20.83	45	Inactive	24.24

LTE Band 4 20M QPSK(1,49) CH20175						LTE Band 4 20M QPSK(1,49) CH20175						LTE Band 4 20M QPSK(1,49) CH20175					
Front Side			Back Side			Back Side			Right Side			Right Side					
Moved toward the phantom			Away from the phantom			Moved toward the phantom			Away from the phantom			Moved toward the phantom			Away from the phantom		
Gap (mm)	P sensor	Power	Gap (mm)	P sensor	Power	Gap (mm)	P sensor	Power	Gap (mm)	P sensor	Power	Gap (mm)	P sensor	Power	Gap (mm)	P sensor	Power
44	Inactive	24.18	0	Active	19.28	44	Inactive	24.16	0	Active	19.3	44	Inactive	24.15	0	Active	19.33
41	Inactive	24.18	3	Active	19.31	41	Inactive	24.15	3	Active	19.32	41	Inactive	24.17	3	Active	19.27
38	Inactive	24.14	6	Active	19.3	38	Inactive	24.17	6	Active	19.33	38	Inactive	24.14	6	Active	19.26
35	Inactive	24.16	9	Active	19.32	35	Inactive	24.14	9	Active	19.27	35	Inactive	24.18	9	Active	19.35
32	Inactive	24.16	10	Active	19.33	32	Inactive	24.18	10	Active	19.26	32	Inactive	24.18	10	Active	19.28
29	Inactive	24.18	13	Active	19.27	29	Inactive	24.18	13	Active	19.35	29	Inactive	24.14	13	Active	19.31
26	Inactive	24.16	16	Active	19.26	26	Inactive	24.14	16	Active	19.28	28	Inactive	24.16	16	Active	19.3
25	Inactive	24.15	17	Active	19.35	25	Inactive	24.16	17	Active	19.31	27	Inactive	24.16	19	Active	19.32
24	Inactive	24.17	18	Active	19.35	24	Inactive	24.16	18	Active	19.3	26	Inactive	24.17	20	Active	19.33
23	Inactive	24.14	19	Active	19.31	23	Inactive	24.18	19	Active	19.33	25	Inactive	24.18	21	Active	19.27
22	Inactive	24.18	20	Active	19.29	22	Inactive	24.16	20	Active	19.27	24	Active	19.35	22	Active	19.26
21	Active	19.35	21	Active	19.32	21	Inactive	24.18	21	Active	19.35	23	Active	19.34	23	Active	19.35
20	Active	19.26	22	Active	19.35	20	Active	19.35	22	Inactive	24.18	22	Active	19.35	24	Active	19.3
19	Active	19.31	23	Inactive	24.18	19	Active	19.27	23	Inactive	24.14	21	Active	19.28	25	Active	19.35
18	Active	19.29	24	Inactive	24.16	18	Active	19.26	24	Inactive	24.16	20	Active	19.31	26	Inactive	24.18
17	Active	19.34	25	Inactive	24.15	17	Active	19.29	25	Inactive	24.16	19	Active	19.3	27	Inactive	24.15
16	Active	19.35	26	Inactive	24.17	16	Active	19.34	26	Inactive	24.18	16	Active	19.32	28	Inactive	24.17
15	Active	19.28	27	Inactive	24.14	15	Active	19.35	27	Inactive	24.18	13	Active	19.33	29	Inactive	24.14
12	Active	19.31	30	Inactive	24.18	12	Active	19.28	30	Inactive	24.16	10	Active	19.27	30	Inactive	24.18
10	Active	19.3	33	Inactive	24.18	10	Active	19.31	33	Inactive	24.15	7	Active	19.26	33	Inactive	24.14

7	Active	19.32	36	Inactive	24.14	7	Active	19.3	36	Inactive	24.17	5	Active	19.31	36	Inactive	24.16
4	Active	19.33	39	Inactive	24.16	4	Active	19.32	39	Inactive	24.14	4	Active	19.29	39	Inactive	24.16
1	Active	19.27	42	Inactive	24.16	1	Active	19.33	42	Inactive	24.18	3	Active	19.34	42	Inactive	24.18
0	Active	19.26	45	Inactive	24.18	0	Active	19.31	45	Inactive	24.18	0	Active	19.35	45	Inactive	24.16

LTE Band 5 10M QPSK(1,24) CH20525						LTE Band 5 10M QPSK(1,24) CH20525						LTE Band 5 10M QPSK(1,24) CH20525					
Front Side			Back Side			Back Side			Right Side			Right Side					
Moved toward the phantom			Away from the phantom			Moved toward the phantom			Away from the phantom			Moved toward the phantom			Away from the phantom		
Gap (mm)	P sensor	Power	Gap (mm)	P sensor	Power	Gap (mm)	P sensor	Power	Gap (mm)	P sensor	Power	Gap (mm)	P sensor	Power	Gap (mm)	P sensor	Power
44	Inactive	23.62	0	Active	22.47	44	Inactive	23.62	0	Active	22.49	44	Inactive	23.55	0	Active	22.49
41	Inactive	23.58	3	Active	22.49	41	Inactive	23.56	3	Active	22.43	41	Inactive	23.59	3	Active	22.47
38	Inactive	23.56	6	Active	22.43	38	Inactive	23.58	6	Active	22.51	38	Inactive	23.62	6	Active	22.49
35	Inactive	23.58	9	Active	22.51	35	Inactive	23.61	9	Active	22.49	35	Inactive	23.56	9	Active	22.43
32	Inactive	23.61	10	Active	22.41	32	Inactive	23.62	10	Active	22.47	32	Inactive	23.58	10	Active	22.51
29	Inactive	23.57	13	Active	22.45	29	Inactive	23.55	13	Active	22.41	29	Inactive	23.61	13	Active	22.49
26	Inactive	23.58	16	Active	22.49	26	Inactive	23.59	16	Active	22.45	28	Inactive	23.58	16	Active	22.47
25	Inactive	23.61	17	Active	22.47	25	Inactive	23.62	17	Active	22.49	27	Inactive	23.58	19	Active	22.53
24	Inactive	23.55	18	Active	22.49	24	Inactive	23.56	18	Active	22.47	26	Inactive	23.61	20	Active	22.41
23	Inactive	23.59	19	Active	22.43	23	Inactive	23.61	19	Active	22.49	25	Inactive	23.62	21	Active	22.45
22	Inactive	23.62	20	Active	22.51	22	Inactive	23.56	20	Active	22.43	24	Active	22.53	22	Active	22.49
21	Active	22.53	21	Active	22.52	21	Inactive	23.62	21	Active	22.53	23	Active	22.45	23	Active	22.47
20	Active	22.41	22	Active	22.53	20	Active	22.53	22	Inactive	23.62	22	Active	22.49	24	Active	22.49
19	Active	22.45	23	Inactive	23.62	19	Active	22.45	23	Inactive	23.58	21	Active	22.47	25	Active	22.53
18	Active	22.49	24	Inactive	23.55	18	Active	22.49	24	Inactive	23.56	20	Active	22.49	26	Inactive	23.62
17	Active	22.47	25	Inactive	23.59	17	Active	22.47	25	Inactive	23.58	19	Active	22.43	27	Inactive	23.61
16	Active	22.49	26	Inactive	23.62	16	Active	22.47	26	Inactive	23.61	16	Active	22.49	28	Inactive	23.62
15	Active	22.43	27	Inactive	23.56	15	Active	22.49	27	Inactive	23.57	13	Active	22.43	29	Inactive	23.55
12	Active	22.51	30	Inactive	23.58	12	Active	22.43	30	Inactive	23.58	10	Active	22.51	30	Inactive	23.59
10	Active	22.49	33	Inactive	23.61	10	Active	22.51	33	Inactive	23.61	7	Active	22.49	33	Inactive	23.62
7	Active	22.47	36	Inactive	23.56	7	Active	22.49	36	Inactive	23.62	5	Active	22.47	36	Inactive	23.56
4	Active	22.52	39	Inactive	23.58	4	Active	22.43	39	Inactive	23.58	4	Active	22.41	39	Inactive	23.58
1	Active	22.51	42	Inactive	23.58	1	Active	22.51	42	Inactive	23.56	3	Active	22.49	42	Inactive	23.61
0	Active	22.47	45	Inactive	23.61	0	Active	22.52	45	Inactive	23.59	0	Active	22.43	45	Inactive	23.62

LTE Band 13 10M QPSK(1,24) CH23230						LTE Band 13 10M QPSK(1,24) CH23230						LTE Band 13 10M QPSK(1,24) CH23230					
Front Side			Back Side			Back Side			Right Side			Right Side					
Moved toward the phantom			Away from the phantom			Moved toward the phantom			Away from the phantom			Moved toward the phantom			Away from the phantom		

Gap (mm)	P sensor	Power	Gap (mm)	P sensor	Power	Gap (mm)	P sensor	Power	Gap (mm)	P sensor	Power	Gap (mm)	P sensor	Power	Gap (mm)	P sensor	Power
44	Inactive	23.35	0	Active	22.49	44	Inactive	23.37	0	Active	22.41	44	Inactive	23.42	0	Active	22.47
41	Inactive	23.39	3	Active	22.45	41	Inactive	23.39	3	Active	22.44	41	Inactive	23.41	3	Active	22.49
38	Inactive	23.34	6	Active	22.48	38	Inactive	23.42	6	Active	22.45	38	Inactive	23.39	6	Active	22.43
35	Inactive	23.42	9	Active	22.47	35	Inactive	23.35	9	Active	22.48	35	Inactive	23.39	9	Active	22.45
32	Inactive	23.41	10	Active	22.49	32	Inactive	23.39	10	Active	22.47	32	Inactive	23.42	10	Active	22.39
29	Inactive	23.39	13	Active	22.43	29	Inactive	23.34	13	Active	22.49	29	Inactive	23.42	13	Active	22.49
26	Inactive	23.37	16	Active	22.45	26	Inactive	23.42	16	Active	22.43	28	Inactive	23.35	16	Active	22.49
25	Inactive	23.39	17	Active	22.39	25	Inactive	23.41	17	Active	22.45	27	Inactive	23.39	19	Active	22.45
24	Inactive	23.42	18	Active	22.49	24	Inactive	23.39	18	Active	22.39	26	Inactive	23.34	20	Active	22.39
23	Inactive	23.34	19	Active	22.49	23	Inactive	23.39	19	Active	22.49	25	Inactive	23.43	21	Active	22.49
22	Inactive	23.43	20	Active	22.41	22	Inactive	23.42	20	Active	22.47	24	Active	22.51	22	Active	22.45
21	Active	22.51	21	Active	22.44	21	Inactive	23.43	21	Active	22.51	23	Active	22.39	23	Active	22.48
20	Active	22.41	22	Active	22.51	20	Active	22.51	22	Inactive	23.43	22	Active	22.49	24	Active	22.47
19	Active	22.49	23	Inactive	23.43	19	Active	22.45	23	Inactive	23.34	21	Active	22.49	25	Active	22.51
18	Active	22.43	24	Inactive	23.39	18	Active	22.48	24	Inactive	23.43	20	Active	22.41	26	Inactive	23.43
17	Active	22.45	25	Inactive	23.37	17	Active	22.47	25	Inactive	23.39	19	Active	22.44	27	Inactive	23.37
16	Active	22.39	26	Inactive	23.39	16	Active	22.49	26	Inactive	23.42	16	Active	22.48	28	Inactive	23.39
15	Active	22.49	27	Inactive	23.42	15	Active	22.43	27	Inactive	23.42	13	Active	22.47	29	Inactive	23.42
12	Active	22.45	30	Inactive	23.35	12	Active	22.45	30	Inactive	23.41	10	Active	22.49	30	Inactive	23.35
10	Active	22.48	33	Inactive	23.39	10	Active	22.39	33	Inactive	23.39	7	Active	22.43	33	Inactive	23.34
7	Active	22.47	36	Inactive	23.34	7	Active	22.49	36	Inactive	23.37	5	Active	22.45	36	Inactive	23.42
4	Active	22.49	39	Inactive	23.42	4	Active	22.49	39	Inactive	23.35	4	Active	22.45	39	Inactive	23.41
1	Active	22.41	42	Inactive	23.41	1	Active	22.45	42	Inactive	23.39	3	Active	22.48	42	Inactive	23.39
0	Active	22.44	45	Inactive	23.39	0	Active	22.39	45	Inactive	23.34	0	Active	22.47	45	Inactive	23.42

LTE Band 25 20M QPSK(1,49) CH26365						LTE Band 25 20M QPSK(1,49) CH26365						LTE Band 25 20M QPSK(1,49) CH26365					
Front Side			Back Side			Back Side			Right Side			Right Side			Right Side		
Moved toward the phantom			Away from the phantom			Moved toward the phantom			Away from the phantom			Moved toward the phantom			Away from the phantom		
Gap (mm)	P sensor	Power	Gap (mm)	P sensor	Power	Gap (mm)	P sensor	Power	Gap (mm)	P sensor	Power	Gap (mm)	P sensor	Power	Gap (mm)	P sensor	Power
44	Inactive	23.77	0	Active	21.88	44	Inactive	23.75	0	Active	21.93	44	Inactive	23.86	0	Active	21.87
41	Inactive	23.73	3	Active	21.92	41	Inactive	23.82	3	Active	21.85	41	Inactive	23.79	3	Active	21.91
38	Inactive	23.85	6	Active	21.93	38	Inactive	23.75	6	Active	21.87	38	Inactive	23.75	6	Active	21.94
35	Inactive	23.81	9	Active	21.88	35	Inactive	23.87	9	Active	21.88	35	Inactive	23.82	9	Active	21.88
32	Inactive	23.83	10	Active	21.93	32	Inactive	23.77	10	Active	21.92	32	Inactive	23.85	10	Active	21.85
29	Inactive	23.86	13	Active	21.85	29	Inactive	23.73	13	Active	21.93	29	Inactive	23.81	13	Active	21.82

26	Inactive	23.79	16	Active	21.87	26	Inactive	23.85	16	Active	21.88	28	Inactive	23.83	16	Active	21.87
25	Inactive	23.75	17	Active	21.91	25	Inactive	23.81	17	Active	21.85	27	Inactive	23.77	19	Active	21.91
24	Inactive	23.82	18	Active	21.94	24	Inactive	23.83	18	Active	21.82	26	Inactive	23.73	20	Active	21.94
23	Inactive	23.75	19	Active	21.88	23	Inactive	23.86	19	Active	21.91	25	Inactive	23.87	21	Active	21.88
22	Inactive	23.87	20	Active	21.85	22	Inactive	23.79	20	Active	21.94	24	Active	21.95	22	Active	21.85
21	Active	21.95	21	Active	21.82	21	Inactive	23.87	21	Active	21.95	23	Active	21.91	23	Active	21.92
20	Active	21.91	22	Active	21.95	20	Active	21.95	22	Inactive	23.87	22	Active	21.94	24	Active	21.93
19	Active	21.94	23	Inactive	23.87	19	Active	21.87	23	Inactive	23.73	21	Active	21.88	25	Active	21.95
18	Active	21.88	24	Inactive	23.85	18	Active	21.91	24	Inactive	23.85	20	Active	21.85	26	Inactive	23.87
17	Active	21.93	25	Inactive	23.81	17	Active	21.94	25	Inactive	23.81	19	Active	21.82	27	Inactive	23.73
16	Active	21.85	26	Inactive	23.83	16	Active	21.88	26	Inactive	23.83	16	Active	21.93	28	Inactive	23.85
15	Active	21.87	27	Inactive	23.77	15	Active	21.85	27	Inactive	23.86	13	Active	21.85	29	Inactive	23.86
12	Active	21.88	30	Inactive	23.73	12	Active	21.82	30	Inactive	23.79	10	Active	21.87	30	Inactive	23.79
10	Active	21.92	33	Inactive	23.85	10	Active	21.92	33	Inactive	23.75	7	Active	21.88	33	Inactive	23.75
7	Active	21.93	36	Inactive	23.86	7	Active	21.93	36	Inactive	23.82	5	Active	21.85	36	Inactive	23.82
4	Active	21.88	39	Inactive	23.79	4	Active	21.88	39	Inactive	23.75	4	Active	21.82	39	Inactive	23.87
1	Active	21.85	42	Inactive	23.75	1	Active	21.93	42	Inactive	23.87	3	Active	21.91	42	Inactive	23.73
0	Active	21.82	45	Inactive	23.82	0	Active	21.88	45	Inactive	23.77	0	Active	21.93	45	Inactive	23.85

LTE Band 26b 15M QPSK(1,37) CH26915						LTE Band 26b 15M QPSK(1,37) CH26915						LTE Band 26b 15M QPSK(1,37) CH26915					
Front Side			Back Side			Back Side			Back Side			Right Side			Right Side		
Moved toward the phantom			Away from the phantom			Moved toward the phantom			Away from the phantom			Moved toward the phantom			Away from the phantom		
Gap (mm)	P sensor	Power	Gap (mm)	P sensor	Power	Gap (mm)	P sensor	Power	Gap (mm)	P sensor	Power	Gap (mm)	P sensor	Power	Gap (mm)	P sensor	Power
44	Inactive	23.69	0	Active	22.91	44	Inactive	23.74	0	Active	22.88	44	Inactive	23.7	0	Active	22.94
41	Inactive	23.75	3	Active	22.97	41	Inactive	23.7	3	Active	22.97	41	Inactive	23.69	3	Active	22.89
38	Inactive	23.71	6	Active	22.94	38	Inactive	23.69	6	Active	22.95	38	Inactive	23.75	6	Active	22.91
35	Inactive	23.78	9	Active	22.97	35	Inactive	23.75	9	Active	22.94	35	Inactive	23.71	9	Active	22.88
32	Inactive	23.8	10	Active	22.95	32	Inactive	23.71	10	Active	22.89	32	Inactive	23.8	10	Active	22.9
29	Inactive	23.73	13	Active	22.94	29	Inactive	23.8	13	Active	22.91	29	Inactive	23.78	13	Active	22.92
26	Inactive	23.79	16	Active	22.89	26	Inactive	23.78	16	Active	22.97	28	Inactive	23.8	16	Active	22.91
25	Inactive	23.77	17	Active	22.91	25	Inactive	23.8	17	Active	22.94	27	Inactive	23.73	19	Active	22.94
24	Inactive	23.74	18	Active	22.88	24	Inactive	23.73	18	Active	22.9	26	Inactive	23.79	20	Active	22.89
23	Inactive	23.7	19	Active	22.9	23	Inactive	23.79	19	Active	22.92	25	Inactive	23.8	21	Active	22.91
22	Inactive	23.8	20	Active	22.92	22	Inactive	23.77	20	Active	22.91	24	Active	22.97	22	Active	22.97
21	Active	22.97	21	Active	22.91	21	Inactive	23.8	21	Active	22.97	23	Active	22.95	23	Active	22.91
20	Active	22.91	22	Active	22.97	20	Active	22.97	22	Inactive	23.8	22	Active	22.94	24	Active	22.97
19	Active	22.88	23	Inactive	23.8	19	Active	22.91	23	Inactive	23.73	21	Active	22.89	25	Active	22.97

18	Active	22.97	24	Inactive	23.78	18	Active	22.88	24	Inactive	23.79	20	Active	22.91	26	Inactive	23.8
17	Active	22.95	25	Inactive	23.8	17	Active	22.9	25	Inactive	23.77	19	Active	22.97	27	Inactive	23.75
16	Active	22.94	26	Inactive	23.73	16	Active	22.92	26	Inactive	23.74	16	Active	22.94	28	Inactive	23.71
15	Active	22.89	27	Inactive	23.79	15	Active	22.91	27	Inactive	23.7	13	Active	22.9	29	Inactive	23.78
12	Active	22.91	30	Inactive	23.77	12	Active	22.97	30	Inactive	23.69	10	Active	22.92	30	Inactive	23.8
10	Active	22.97	33	Inactive	23.74	10	Active	22.94	33	Inactive	23.75	7	Active	22.97	33	Inactive	23.69
7	Active	22.94	36	Inactive	23.7	7	Active	22.97	36	Inactive	23.71	5	Active	22.94	36	Inactive	23.75
4	Active	22.9	39	Inactive	23.69	4	Active	22.95	39	Inactive	23.78	4	Active	22.97	39	Inactive	23.71
1	Active	22.92	42	Inactive	23.75	1	Active	22.94	42	Inactive	23.8	3	Active	22.95	42	Inactive	23.77
0	Active	22.91	45	Inactive	23.71	0	Active	22.89	45	Inactive	23.69	0	Active	22.94	45	Inactive	23.74

LTE Band 26a 10M QPSK(1,24) CH26740						LTE Band 26a 10M QPSK(1,24) CH26740						LTE Band 26a 10M QPSK(1,24) CH26740					
Front Side			Back Side			Back Side			Right Side			Right Side					
Moved toward the phantom			Away from the phantom			Moved toward the phantom			Away from the phantom			Moved toward the phantom			Away from the phantom		
Gap (mm)	P sensor	Power	Gap (mm)	P sensor	Power	Gap (mm)	P sensor	Power	Gap (mm)	P sensor	Power	Gap (mm)	P sensor	Power	Gap (mm)	P sensor	Power
44	Inactive	23.91	0	Active	23.09	44	Inactive	23.9	0	Active	23.13	44	Inactive	23.91	0	Active	23.1
41	Inactive	23.93	3	Active	22.98	41	Inactive	23.94	3	Active	23.12	41	Inactive	23.99	3	Active	23.13
38	Inactive	23.96	6	Active	23.1	38	Inactive	23.97	6	Active	23.14	38	Inactive	23.91	6	Active	23.12
35	Inactive	23.97	9	Active	23.1	35	Inactive	23.91	9	Active	23.06	35	Inactive	23.93	9	Active	23.14
32	Inactive	23.9	10	Active	23.13	32	Inactive	23.96	10	Active	22.98	32	Inactive	23.96	10	Active	23.06
29	Inactive	23.94	13	Active	23.12	29	Inactive	23.91	13	Active	23.1	29	Inactive	23.97	13	Active	23.1
26	Inactive	23.97	16	Active	23.14	26	Inactive	23.99	16	Active	22.96	28	Inactive	23.9	16	Active	22.96
25	Inactive	23.91	17	Active	23.06	25	Inactive	23.93	17	Active	22.98	27	Inactive	23.96	19	Active	23.13
24	Inactive	23.96	18	Active	23.1	24	Inactive	23.96	18	Active	23.1	26	Inactive	23.91	20	Active	23.12
23	Inactive	23.91	19	Active	22.96	23	Inactive	23.97	19	Active	23.14	25	Inactive	23.99	21	Active	23.14
22	Inactive	23.99	20	Active	23.1	22	Inactive	23.9	20	Active	23.06	24	Active	23.15	22	Active	23.06
21	Active	23.15	21	Active	23.04	21	Inactive	23.99	21	Active	23.15	23	Active	23.06	23	Active	22.96
20	Active	23.1	22	Active	23.15	20	Active	23.15	22	Inactive	23.99	22	Active	22.98	24	Active	22.98
19	Active	23.04	23	Inactive	23.99	19	Active	23.06	23	Inactive	23.96	21	Active	23.1	25	Active	23.15
18	Active	23.04	24	Inactive	23.96	18	Active	23.09	24	Inactive	23.97	20	Active	22.96	26	Inactive	23.99
17	Active	23.1	25	Inactive	23.91	17	Active	22.98	25	Inactive	23.9	19	Active	23.1	27	Inactive	23.9
16	Active	23.13	26	Inactive	23.99	16	Active	23.1	26	Inactive	23.94	16	Active	23.1	28	Inactive	23.94
15	Active	23.12	27	Inactive	23.91	15	Active	22.96	27	Inactive	23.97	13	Active	23.13	29	Inactive	23.97
12	Active	23.14	30	Inactive	23.93	12	Active	22.98	30	Inactive	23.97	10	Active	23.12	30	Inactive	23.97
10	Active	23.06	33	Inactive	23.96	10	Active	23.1	33	Inactive	23.91	7	Active	23.1	33	Inactive	23.91
7	Active	23.09	36	Inactive	23.97	7	Active	23.1	36	Inactive	23.96	5	Active	23.13	36	Inactive	23.91
4	Active	22.98	39	Inactive	23.9	4	Active	23.13	39	Inactive	23.91	4	Active	23.12	39	Inactive	23.99

1	Active	23.1	42	Inactive	23.94	1	Active	23.12	42	Inactive	23.97	3	Active	23.09	42	Inactive	23.91
0	Active	22.96	45	Inactive	23.97	0	Active	23.14	45	Inactive	23.97	0	Active	22.98	45	Inactive	23.93

LTE Band 66 20M QPSK(1,49) CH132322						LTE Band 66 20M QPSK(1,49) CH132322						LTE Band 66 20M QPSK(1,49) CH132322					
Front Side						Back Side						Right Side					
Moved toward the phantom			Away from the phantom			Moved toward the phantom			Away from the phantom			Moved toward the phantom			Away from the phantom		
Gap (mm)	P sensor	Power	Gap (mm)	P sensor	Power	Gap (mm)	P sensor	Power	Gap (mm)	P sensor	Power	Gap (mm)	P sensor	Power	Gap (mm)	P sensor	Power
44	Inactive	24.13	0	Active	20.84	44	Inactive	24.11	0	Active	20.75	44	Inactive	24.11	0	Active	20.72
41	Inactive	24.14	3	Active	20.78	41	Inactive	24.17	3	Active	20.84	41	Inactive	24.17	3	Active	20.75
38	Inactive	24.16	6	Active	20.75	38	Inactive	24.03	6	Active	20.78	38	Inactive	24.13	6	Active	20.77
35	Inactive	24.12	9	Active	20.84	35	Inactive	24.09	9	Active	20.77	35	Inactive	24.14	9	Active	20.72
32	Inactive	24.11	10	Active	20.78	32	Inactive	24.13	10	Active	20.81	32	Inactive	24.16	10	Active	20.84
29	Inactive	24.17	13	Active	20.77	29	Inactive	24.14	13	Active	20.84	29	Inactive	24.12	13	Active	20.73
26	Inactive	24.13	16	Active	20.72	26	Inactive	24.16	16	Active	20.73	28	Inactive	24.11	16	Active	20.75
25	Inactive	24	17	Active	20.77	25	Inactive	24.12	17	Active	20.8	27	Inactive	24.17	19	Active	20.76
24	Inactive	24.03	18	Active	20.78	24	Inactive	24.11	18	Active	20.84	26	Inactive	24	20	Active	20.8
23	Inactive	24.09	19	Active	20.73	23	Inactive	24.17	19	Active	20.78	25	Inactive	24.18	21	Active	20.75
22	Inactive	24.18	20	Active	20.75	22	Inactive	24.13	20	Active	20.75	24	Active	20.84	22	Active	20.84
21	Active	20.84	21	Active	20.76	21	Inactive	24.18	21	Active	20.84	23	Active	20.72	23	Active	20.78
20	Active	20.72	22	Active	20.84	20	Active	20.84	22	Inactive	24.18	22	Active	20.77	24	Active	20.77
19	Active	20.77	23	Inactive	24.18	19	Active	20.72	23	Inactive	24.12	21	Active	20.78	25	Active	20.84
18	Active	20.78	24	Inactive	24	18	Active	20.75	24	Inactive	24.11	20	Active	20.81	26	Inactive	24.18
17	Active	20.81	25	Inactive	24.03	17	Active	20.77	25	Inactive	24.17	19	Active	20.84	27	Inactive	24.12
16	Active	20.84	26	Inactive	24.16	16	Active	20.72	26	Inactive	24.13	16	Active	20.73	28	Inactive	24.11
15	Active	20.73	27	Inactive	24.12	15	Active	20.81	27	Inactive	24.13	13	Active	20.75	29	Inactive	24.17
12	Active	20.75	30	Inactive	24.13	12	Active	20.84	30	Inactive	24	10	Active	20.76	30	Inactive	24.13
10	Active	20.76	33	Inactive	24.14	10	Active	20.78	33	Inactive	24.03	7	Active	20.75	33	Inactive	24
7	Active	20.8	36	Inactive	24.16	7	Active	20.73	36	Inactive	24.09	5	Active	20.84	36	Inactive	24.03
4	Active	20.84	39	Inactive	24.12	4	Active	20.75	39	Inactive	24.18	4	Active	20.78	39	Inactive	24.03
1	Active	20.78	42	Inactive	24.13	1	Active	20.76	42	Inactive	24	3	Active	20.73	42	Inactive	24.09
0	Active	20.77	45	Inactive	24	0	Active	20.8	45	Inactive	24.03	0	Active	20.8	45	Inactive	24.13

7.4.2. Proximity sensor coverage range

The WWAN antenna and sensor are collocated.

7.4.3. EUT tilt angle influences to proximity sensor triggering

LTE Band 2 20M QPSK(1,49) CH18900	LTE Band 4 20M QPSK(1,49) CH20175	LTE Band 5 10M QPSK(1,24) CH20525
-----------------------------------	-----------------------------------	-----------------------------------

Right side vertical to phantom with Gap(20mm)			Right side vertical to phantom with Gap(20mm)			Right side vertical to phantom with Gap(20mm)			Right side vertical to phantom with Gap(20mm)			Right side vertical to phantom with Gap(20mm)			Right side vertical to phantom with Gap(20mm)		
Tilt angle (°)	P sensor	Power	Tilt angle (°)	P sensor	Power	Tilt angle (°)	P sensor	Power	Tilt angle (°)	P sensor	Power	Tilt angle (°)	P sensor	Power	Tilt angle (°)	P sensor	Power
0	Active	20.81	0	Active	20.83	0	Active	19.35	0	Active	19.35	0	Active	22.47	0	Active	22.53
10	Active	20.82	-10	Active	20.83	10	Active	19.35	-10	Active	19.34	10	Active	22.49	-10	Active	22.45
20	Active	20.83	-20	Active	20.81	20	Active	19.31	-20	Active	19.35	20	Active	22.43	-20	Active	22.49
30	Active	20.83	-30	Active	20.82	30	Active	19.29	-30	Active	19.28	30	Active	22.51	-30	Active	22.47
40	Active	20.81	-40	Active	20.79	40	Active	19.32	-40	Active	19.31	40	Active	22.52	-40	Active	22.49
45	Active	20.83	-45	Active	20.83	45	Active	19.35	-45	Active	19.3	45	Active	22.53	-45	Active	22.43

LTE Band 13 10M QPSK(1,24) CH23230						LTE Band 25 20M QPSK(1,49) CH26365						LTE Band 26b 15M QPSK(1,37) CH26915					
Right side vertical to phantom with Gap(20mm)			Right side vertical to phantom with Gap(20mm)			Right side vertical to phantom with Gap(20mm)			Right side vertical to phantom with Gap(20mm)			Right side vertical to phantom with Gap(20mm)			Right side vertical to phantom with Gap(20mm)		
Tilt angle (°)	P sensor	Power	Tilt angle (°)	P sensor	Power	Tilt angle (°)	P sensor	Power	Tilt angle (°)	P sensor	Power	Tilt angle (°)	P sensor	Power	Tilt angle (°)	P sensor	Power
0	Active	22.43	0	Active	22.51	0	Active	21.95	0	Active	21.94	0	Active	22.91	0	Active	22.97
10	Active	22.45	-10	Active	22.39	10	Active	21.87	-10	Active	21.88	10	Active	22.88	-10	Active	22.94
20	Active	22.39	-20	Active	22.49	20	Active	21.91	-20	Active	21.85	20	Active	22.97	-20	Active	22.9
30	Active	22.49	-30	Active	22.49	30	Active	21.94	-30	Active	21.92	30	Active	22.95	-30	Active	22.92
40	Active	22.47	-40	Active	22.41	40	Active	21.88	-40	Active	21.93	40	Active	22.94	-40	Active	22.91
45	Active	22.51	-45	Active	22.44	45	Active	21.85	-45	Active	21.95	45	Active	22.89	-45	Active	22.97

LTE Band 26a 10M QPSK(1,24) CH26740						LTE Band 66 20M QPSK(1,49) CH132322					
Right side vertical to phantom with Gap(20mm)			Right side vertical to phantom with Gap(20mm)			Right side vertical to phantom with Gap(20mm)			Right side vertical to phantom with Gap(20mm)		
Tilt angle (°)	P sensor	Power	Tilt angle (°)	P sensor	Power	Tilt angle (°)	P sensor	Power	Tilt angle (°)	P sensor	Power
0	Active	23.15	0	Active	23.15	0	Active	20.8	0	Active	20.84
10	Active	23.1	-10	Active	23.06	10	Active	20.75	-10	Active	20.72
20	Active	23.04	-20	Active	22.98	20	Active	20.84	-20	Active	20.75
30	Active	23.04	-30	Active	23.1	30	Active	20.78	-30	Active	20.77
40	Active	23.1	-40	Active	22.96	40	Active	20.77	-40	Active	20.72
45	Active	23.13	-45	Active	23.1	45	Active	20.84	-45	Active	20.81

Position of Hotspot	channel /Freq.		separation distance (mm)		(W/kg)		Drift(%)	Power (dBm)	Power (dBm)	SAR 1-g (W/Kg)		
					1-g	10-g						
Front Side	4182/836.4	RMC12.2K	10	/	0.534	0.355	-1.02	22.68	23.00	0.575	2022/8/9	
Back Side	4182/836.4	RMC12.2K	10	/	0.858	0.588	-0.94	22.68	23.00	0.924	2022/8/9	1#
Back Side Repeated	4182/836.4	RMC12.2K	10	/	0.850	0.582	1.20	22.68	23.00	0.915	2022/8/9	
Right Side	4182/836.4	RMC12.2K	10	/	0.405	0.264	0.97	22.68	23.00	0.436	2022/8/9	
Top Side	4182/836.4	RMC12.2K	10	/	0.288	0.197	-1.02	22.68	23.00	0.310	2022/8/9	
Bottom Side	4182/836.4	RMC12.2K	10	/	0.258	0.175	-3.99	22.68	23.00	0.278	2022/8/9	
Back Side	4132/826.4	RMC12.2K	10	/	0.846	0.590	0.91	22.69	23.00	0.909	2022/8/9	
Back Side	4233/846.6	RMC12.2K	10	/	0.842	0.568	-0.14	22.60	23.00	0.923	2022/8/9	

NOTE: Hotspot SAR test results of WCDMA Band 5

9.1.2. SAR measurement Result of LTE Band 2

Test Position of Hotspot	Test channel /Freq.	Mode	Test separation distance (mm)	P-sensor	SAR Value (W/kg)		Power Drift(%)	Power Conducted Power (dBm)	Tune-up Power (dBm)	Scaled SAR 1-g (W/Kg)	Date	Plot
					1-g	10-g						
1RB												
Front Side	18900/1880	20M QPSK(1,49)	10	Active	0.439	0.253	-1.39	20.83	21.50	0.512	2022/8/10	16#
Front Side	18900/1880	20M QPSK(1,49)	18	Inactive	0.718	0.380	-1.41	24.25	24.50	0.761	2022/8/10	2#
Back Side	18900/1880	20M QPSK(1,49)	10	Active	0.276	0.135	0.27	20.83	21.50	0.322	2022/8/10	
Back Side	18900/1880	20M QPSK(1,49)	18	Inactive	0.432	0.219	3.74	24.25	24.50	0.458	2022/8/10	
Right Side	18900/1880	20M QPSK(1,49)	10	Active	0.189	0.098	0.35	20.83	21.50	0.221	2022/8/10	
Right Side	18900/1880	20M	18	Inactive	0.324	0.171	-0.98	24.25	24.50	0.343	2022/8/10	

		QPSK(1,49)										
Top Side	18900/1880	20M QPSK(1,49)	18	Inactive	0.237	0.119	1.66	24.25	24.50	0.251	2022/8/10	
Bottom Side	18900/1880	20M QPSK(1,49)	18	Inactive	0.216	0.109	-2.66	24.25	24.50	0.229	2022/8/10	
50%RB												
Front Side	18900/1880	20M QPSK(50,0)	10	Active	0.266	0.118	1.25	19.60	20.00	0.292	2022/8/10	
Front Side	18900/1880	20M QPSK(50,0)	18	Inactive	0.425	0.217	-0.19	22.90	23.50	0.488	2022/8/10	
Back Side	18900/1880	20M QPSK(50,0)	10	Active	0.164	0.085	1.35	19.60	20.00	0.180	2022/8/10	
Back Side	18900/1880	20M QPSK(50,0)	18	Inactive	0.257	0.118	-0.92	22.90	23.50	0.295	2022/8/10	
Right Side	18900/1880	20M QPSK(50,0)	10	Active	0.090	0.050	0.35	19.60	20.00	0.099	2022/8/10	
Right Side	18900/1880	20M QPSK(50,0)	18	Inactive	0.183	0.099	-3.78	22.90	23.50	0.210	2022/8/10	
Top Side	18900/1880	20M QPSK(50,0)	18	Inactive	0.119	0.065	0.56	22.90	23.50	0.137	2022/8/10	
Bottom Side	18900/1880	20M QPSK(50,0)	18	Inactive	0.114	0.058	-0.06	22.90	23.50	0.131	2022/8/10	

NOTE: Hotspot SAR test results of LTE Band 2

9.1.3. SAR measurement Result of LTE Band 4

Test Position of Hotspot	Test channel /Freq.	Mode	Test separation distance (mm)	P-sensor	SAR Value (W/kg)		Power Drift(%)	Conducted Power (dBm)	Tune-up Power (dBm)	Scaled SAR 1-g (W/Kg)	Date	Plot
					1-g	10-g						
1RB												
Front Side	20175/1732.5	20M QPSK(1,49)	10	Active	0.270	0.166	-0.90	19.35	19.50	0.279	2022/8/18	17#
Front Side	20175/1732.5	20M QPSK(1,49)	18	Inactive	0.699	0.393	-2.64	24.18	24.50	0.752	2022/8/18	3#
Back Side	20175/1732.5	20M QPSK(1,49)	10	Active	0.180	0.105	2.18	19.35	19.50	0.186	2022/8/18	
Back Side	20175/1732.5	20M QPSK(1,49)	18	Inactive	0.438	0.244	-3.89	24.18	24.50	0.471	2022/8/18	
Right Side	20175/1732.5	20M QPSK(1,49)	10	Active	0.081	0.048	0.65	19.35	19.50	0.084	2022/8/18	
Right Side	20175/1732.5	20M QPSK(1,49)	18	Inactive	0.324	0.175	-3.02	24.18	24.50	0.349	2022/8/18	
Top Side	20175/1732.5	20M QPSK(1,49)	18	Inactive	0.237	0.127	-2.15	24.18	24.50	0.255	2022/8/18	
Bottom Side	20175/1732.5	20M QPSK(1,49)	18	Inactive	0.213	0.120	-2.46	24.18	24.50	0.229	2022/8/18	

50%RB												
Front Side	20175/1732.5	20M QPSK(50,0)	10	Active	0.140	0.088	-3.16	17.80	18.00	0.147	2022/8/18	
Front Side	20175/1732.5	20M QPSK(50,24)	18	Inactive	0.362	0.202	0.21	22.78	23.00	0.381	2022/8/18	
Back Side	20175/1732.5	20M QPSK(50,0)	10	Active	0.101	0.064	4.67	17.80	18.00	0.106	2022/8/18	
Back Side	20175/1732.5	20M QPSK(50,24)	18	Inactive	0.262	0.141	3.41	22.78	23.00	0.276	2022/8/18	
Right Side	20175/1732.5	20M QPSK(50,0)	10	Active	0.062	0.038	1.10	17.80	18.00	0.065	2022/8/18	
Right Side	20175/1732.5	20M QPSK(50,24)	18	Inactive	0.188	0.100	3.09	22.78	23.00	0.198	2022/8/18	
Top Side	20175/1732.5	20M QPSK(50,24)	18	Inactive	0.134	0.064	-4.38	22.78	23.00	0.141	2022/8/18	
Bottom Side	20175/1732.5	20M QPSK(50,24)	18	Inactive	0.115	0.066	3.14	22.78	23.00	0.121	2022/8/18	

NOTE: Hotspot SAR test results of LTE Band 4

9.1.4. SAR measurement Result of LTE Band 5

Test Position of Hotspot	Test channel /Freq.	Mode	Test separation distance (mm)	P-sensor	SAR Value (W/kg)		Power Drift(%)	Conducted Power (dBm)	Tune-up Power (dBm)	Scaled SAR 1-g (W/Kg)	Date	Plot
					1-g	10-g						
1RB												
Front Side	20525/836.5	10M QPSK(1,24)	10	Active	0.414	0.201	-0.02	22.53	23.00	0.461	2022/8/9	
Front Side	20525/836.5	10M QPSK(1,24)	18	Inactive	0.624	0.483	-2.77	23.62	24.00	0.681	2022/8/9	
Back Side	20525/836.5	10M QPSK(1,24)	10	Active	0.675	0.342	-0.35	22.53	23.00	0.752	2022/8/9	18#
Back Side	20525/836.5	10M QPSK(1,24)	18	Inactive	0.840	0.636	1.74	23.62	24.00	0.917	2022/8/9	
Right Side	20525/836.5	10M QPSK(1,24)	10	Active	0.306	0.149	2.07	22.53	23.00	0.341	2022/8/9	
Right Side	20525/836.5	10M QPSK(1,24)	18	Inactive	0.459	0.355	1.01	23.62	24.00	0.501	2022/8/9	
Top Side	20525/836.5	10M QPSK(1,24)	18	Inactive	0.333	0.258	1.85	23.62	24.00	0.363	2022/8/9	
Bottom Side	20525/836.5	10M QPSK(1,24)	18	Inactive	0.315	0.244	2.83	23.62	24.00	0.344	2022/8/9	
Back Side	20450/829	10M QPSK(1,24)	18	Inactive	0.893	0.698	-0.99	23.49	24.00	1.004	2022/8/9	
Back Side	20600/844	10M QPSK(1,24)	18	Inactive	1.007	0.803	0.60	23.52	24.00	1.125	2022/8/9	4#
Back Side Repeated	20600/844	10M QPSK(1,24)	18	Inactive	0.996	0.798	1.20	23.52	24.00	1.112	2022/8/9	
50%RB												
Front Side	20525/836.5	10M QPSK(25,12)	10	Active	0.093	0.062	-0.63	21.54	22.00	0.103	2022/8/9	
Front Side	20525/836.5	10M QPSK(25,0)	18	Inactive	0.328	0.281	1.56	22.45	22.50	0.332	2022/8/9	
Back Side	20525/836.5	10M	10	Active	0.395	0.193	3.09	21.54	22.00	0.439	2022/8/9	

QPSK(25,12)												
Back Side	20525/836.5	10M QPSK(25,0)	18	Inactive	0.451	0.355	-3.22	22.45	22.50	0.456	2022/8/9	
Right Side	20525/836.5	10M QPSK(25,12)	10	Active	0.070	0.041	0.52	21.54	22.00	0.078	2022/8/9	
Right Side	20525/836.5	10M QPSK(25,0)	18	Inactive	0.239	0.194	1.08	22.45	22.50	0.242	2022/8/9	
Top Side	20525/836.5	10M QPSK(25,0)	18	Inactive	0.170	0.155	4.44	22.45	22.50	0.172	2022/8/9	
Bottom Side	20525/836.5	10M QPSK(25,0)	18	Inactive	0.165	0.131	1.89	22.45	22.50	0.167	2022/8/9	
100%RB												
Back Side	20525/836.5	10M QPSK(50,0)	18	Inactive	0.431	0.336	1.27	22.20	22.50	0.462	2022/8/9	

NOTE: Hotspot SAR test results of LTE Band 5

9.1.5. SAR measurement Result of LTE Band 12

Test Position of Hotspot	Test channel /Freq.	Mode	Test separation distance (mm)	P-sensor	SAR Value (W/kg)		Power Drift(%)	Conducted Power (dBm)	Tune-up Power (dBm)	Scaled SAR 1-g (W/Kg)	Date	Plot
					1-g	10-g						
1RB												
Front Side	23095/707.5	10M QPSK(1,24)	10	/	0.504	0.345	-1.87	23.53	24.00	0.562	2022/8/11	
Back Side	23095/707.5	10M QPSK(1,24)	10	/	0.815	0.587	-0.40	23.53	24.00	0.908	2022/8/11	5#
Back Side Repeated	23095/707.5	10M QPSK(1,24)	10	/	0.810	0.581	1.03	23.53	24.00	0.903	2022/8/11	
Right Side	23095/707.5	10M QPSK(1,24)	10	/	0.369	0.258	1.98	23.53	24.00	0.411	2022/8/11	
Top Side	23095/707.5	10M QPSK(1,24)	10	/	0.246	0.172	0.23	23.53	24.00	0.274	2022/8/11	
Bottom Side	23095/707.5	10M QPSK(1,24)	10	/	0.272	0.190	0.67	23.53	24.00	0.303	2022/8/11	
Back Side	23060/704	10M QPSK(1,24)	10	/	0.658	0.485	0.25	23.54	24.00	0.732	2022/8/11	
Back Side	23130/711	10M QPSK(1,24)	10	/	0.765	0.561	-0.10	23.64	24.00	0.831	2022/8/11	
50%RB												
Front Side	23095/707.5	10M QPSK(25,0)	10	/	0.302	0.203	4.06	22.44	23.00	0.344	2022/8/11	
Back Side	23095/707.5	10M QPSK(25,0)	10	/	0.443	0.340	-1.27	22.44	23.00	0.504	2022/8/11	
Right Side	23095/707.5	10M QPSK(25,0)	10	/	0.202	0.136	-1.30	22.44	23.00	0.230	2022/8/11	
Top Side	23095/707.5	10M QPSK(25,0)	10	/	0.130	0.100	-0.98	22.44	23.00	0.148	2022/8/11	
Bottom Side	23095/707.5	10M QPSK(25,0)	10	/	0.148	0.108	-2.53	22.44	23.00	0.168	2022/8/11	
100%RB												
Back Side	23095/707.5	10M QPSK(50,0)	10	/	0.420	0.321	-0.23	22.22	22.50	0.448	2022/8/11	

NOTE: Hotspot SAR test results of LTE Band 12

9.1.6. SAR measurement Result of LTE Band 13

Test Position of Hotspot	Test channel /Freq.	Mode	Test separation distance (mm)	P-sensor	SAR Value (W/kg)		Power Drift(%)	Conducted Power (dBm)	Tune-up Power (dBm)	Scaled SAR 1-g (W/Kg)	Date	Plot
					1-g	10-g						
					1RB							
Front Side	23230/782	10M QPSK(1,24)	10	Active	0.276	0.135	-3.24	22.51	23.00	0.309	2022/8/11	
Front Side	23230/782	10M QPSK(1,24)	18	Inactive	0.450	0.323	-1.17	23.43	23.50	0.457	2022/8/11	
Back Side	23230/782	10M QPSK(1,24)	10	Active	0.440	0.222	-0.82	22.51	23.00	0.493	2022/8/11	19#
Back Side	23230/782	10M QPSK(1,24)	18	Inactive	0.711	0.516	-1.53	23.43	23.50	0.723	2022/8/11	6#
Right Side	23230/782	10M QPSK(1,24)	10	Active	0.212	0.103	1.50	22.51	23.00	0.237	2022/8/11	
Right Side	23230/782	10M QPSK(1,24)	18	Inactive	0.329	0.229	-3.12	23.43	23.50	0.334	2022/8/11	
Top Side	23230/782	10M QPSK(1,24)	18	Inactive	0.222	0.161	-3.18	23.43	23.50	0.226	2022/8/11	
Bottom Side	23230/782	10M QPSK(1,24)	18	Inactive	0.243	0.168	3.05	23.43	23.50	0.247	2022/8/11	
50%RB												
Front Side	23230/782	10M QPSK(25,0)	10	Active	0.167	0.099	-3.08	21.46	21.50	0.169	2022/8/11	
Front Side	23230/782	10M QPSK(25,0)	18	Inactive	0.253	0.169	-1.32	22.44	22.50	0.257	2022/8/11	
Back Side	23230/782	10M QPSK(25,0)	10	Active	0.417	0.205	-2.86	21.46	21.50	0.421	2022/8/11	
Back Side	23230/782	10M QPSK(25,0)	18	Inactive	0.369	0.291	-3.69	22.44	22.50	0.374	2022/8/11	
Right Side	23230/782	10M QPSK(25,0)	10	Active	0.111	0.068	1.63	21.46	21.50	0.112	2022/8/11	
Right Side	23230/782	10M QPSK(25,0)	18	Inactive	0.165	0.137	-4.62	22.44	22.50	0.167	2022/8/11	
Top Side	23230/782	10M QPSK(25,0)	18	Inactive	0.120	0.092	-4.94	22.44	22.50	0.122	2022/8/11	
Bottom Side	23230/782	10M QPSK(25,0)	18	Inactive	0.131	0.085	-4.15	22.44	22.50	0.133	2022/8/11	

NOTE: Hotspot SAR test results of LTE Band 13

9.1.7. SAR measurement Result of LTE Band 25

Test Position of Hotspot	Test channel /Freq.	Mode	Test separation distance (mm)	P-sensor	SAR Value (W/kg)		Power Drift(%)	Conducted Power (dBm)	Tune-up Power (dBm)	Scaled SAR 1-g (W/Kg)	Date	Plot
					1-g	10-g						
					1RB							
Front Side	26365/1882.5	20M QPSK(1,49)	10	Active	0.409	0.203	-0.85	21.95	22.50	0.464	2022/8/10	
Front Side	26365/1882.5	20M QPSK(1,49)	18	Inactive	0.636	0.399	-2.64	23.87	24.50	0.735	2022/8/10	20#
Back Side	26365/1882.5	20M QPSK(1,49)	10	Active	0.258	0.128	-3.78	21.95	22.50	0.293	2022/8/10	
Back Side	26365/1882.5	20M QPSK(1,49)	18	Inactive	0.864	0.525	-3.15	23.87	24.50	0.999	2022/8/10	
Right Side	26365/1882.5	20M QPSK(1,49)	10	Active	0.198	0.097	-1.43	21.95	22.50	0.225	2022/8/10	
Right Side	26365/1882.5	20M QPSK(1,49)	18	Inactive	0.495	0.314	-2.37	23.87	24.50	0.572	2022/8/10	
Top Side	26365/1882.5	20M QPSK(1,49)	18	Inactive	0.327	0.205	3.93	23.87	24.50	0.378	2022/8/10	
Bottom Side	26365/1882.5	20M QPSK(1,49)	18	Inactive	0.349	0.217	-3.81	23.87	24.50	0.403	2022/8/10	

Front Side	26140/1860	20M QPSK(1,49)	18	Inactive	0.835	0.558	2.84	24.36	24.50	0.862	2022/8/10	
Front Side	26590/1905	20M QPSK(1,49)	18	Inactive	0.886	0.573	-0.46	23.75	24.50	1.053	2022/8/10	7#
Front Side Repeated	26590/1905	20M QPSK(1,49)	18	Inactive	0.880	0.568	1.30	23.75	24.50	1.046	2022/8/10	
50%RB												
Front Side	26365/1882.5	20M QPSK(50,49)	10	Active	0.215	0.110	2.85	20.65	21.50	0.261	2022/8/10	
Front Side	26365/1882.5	20M QPSK(50,49)	18	Inactive	0.489	0.277	-0.29	22.58	23.00	0.539	2022/8/10	
Back Side	26365/1882.5	20M QPSK(50,49)	10	Active	0.104	0.061	3.90	20.65	21.50	0.126	2022/8/10	
Back Side	26365/1882.5	20M QPSK(50,49)	18	Inactive	0.381	0.205	-0.45	22.58	23.00	0.420	2022/8/10	
Right Side	26365/1882.5	20M QPSK(50,49)	10	Active	0.065	0.042	0.64	20.65	21.50	0.079	2022/8/10	
Right Side	26365/1882.5	20M QPSK(50,49)	18	Inactive	0.271	0.168	-0.63	22.58	23.00	0.299	2022/8/10	
Top Side	26365/1882.5	20M QPSK(50,49)	18	Inactive	0.179	0.104	2.36	22.58	23.00	0.197	2022/8/10	
Bottom Side	26365/1882.5	20M QPSK(50,49)	18	Inactive	0.184	0.128	3.91	22.58	23.00	0.203	2022/8/10	
100%RB												
Front Side	26365/1882.5	20M QPSK(100,0)	18	Inactive	0.466	0.253	1.03	22.59	23.00	0.512	2022/8/10	

NOTE: Hotspot SAR test results of LTE Band 25

9.1.8. SAR measurement Result of LTE Band 26A

Test Position of Hotspot	Test channel /Freq.	Mode	Test separation distance (mm)	P-sensor	SAR Value (W/kg)		Power Drift(%)	Conducted Power (dBm)	Tune-up Power (dBm)	Scaled SAR 1-g (W/Kg)	Date	Plot
					1-g	10-g						
1RB												
Front Side	26740/819	10M QPSK(1,24)	10	Active	0.438	0.239	-3.12	23.15	23.50	0.475	2022/8/9	
Front Side	26740/819	10M QPSK(1,24)	18	Inactive	0.594	0.414	3.20	23.99	24.00	0.595	2022/8/9	
Back Side	26740/819	10M QPSK(1,24)	10	Active	0.699	0.393	-0.45	23.15	23.50	0.758	2022/8/9	21#
Back Side	26740/819	10M QPSK(1,24)	18	Inactive	0.945	0.679	-0.31	23.99	24.00	0.947	2022/8/9	8#
Back Side Repeated	26740/819	10M QPSK(1,24)	18	Inactive	0.940	0.676	1.25	23.99	24.00	0.942	2022/8/9	
Right Side	26740/819	10M QPSK(1,24)	10	Active	0.324	0.175	-2.17	23.15	23.50	0.351	2022/8/9	
Right Side	26740/819	10M QPSK(1,24)	18	Inactive	0.428	0.292	-2.52	23.99	24.00	0.429	2022/8/9	

Top Side	26740/819	10M QPSK(1,24)	18	Inactive	0.288	0.207	0.08	23.99	24.00	0.289	2022/8/9	
Bottom Side	26740/819	10M QPSK(1,24)	18	Inactive	0.317	0.216	-1.88	23.99	24.00	0.318	2022/8/9	
50%RB												
Front Side	26740/819	10M QPSK(25,0)	10	Active	0.107	0.067	-1.06	21.77	22.00	0.113	2022/8/9	
Front Side	26740/819	10M QPSK(25,0)	18	Inactive	0.344	0.268	-1.84	22.63	23.00	0.375	2022/8/9	
Back Side	26740/819	10M QPSK(25,0)	10	Active	0.393	0.219	0.93	21.77	22.00	0.414	2022/8/9	
Back Side	26740/819	10M QPSK(25,0)	18	Inactive	0.542	0.377	1.70	22.63	23.00	0.590	2022/8/9	
Right Side	26740/819	10M QPSK(25,0)	10	Active	0.071	0.041	-3.96	21.77	22.00	0.075	2022/8/9	
Right Side	26740/819	10M QPSK(25,0)	18	Inactive	0.265	0.190	3.95	22.63	23.00	0.289	2022/8/9	
Top Side	26740/819	10M QPSK(25,0)	18	Inactive	0.170	0.136	0.98	22.63	23.00	0.185	2022/8/9	
Bottom Side	26740/819	10M QPSK(25,0)	18	Inactive	0.183	0.128	1.30	22.63	23.00	0.199	2022/8/9	
100%RB												
Back Side	26740/819	10M QPSK(50,0)	18	Inactive	0.535	0.350	0.77	22.41	22.50	0.546	2022/8/9	

NOTE: Hotspot SAR test results of LTE Band 26A

9.1.9. SAR measurement Result of LTE Band 26B

Test Position of Hotspot	Test channel /Freq.	Mode	Test separation distance (mm)	P-sensor	SAR Value (W/kg)		Power Drift(%)	Conducted Power (dBm)	Tune-up Power (dBm)	Scaled SAR 1-g (W/Kg)	Date	Plot
					1-g	10-g						
1RB												
Front Side	26915/836.5	15M QPSK(1,37)	10	Active	0.462	0.274	-0.15	22.97	23.00	0.465	2022/8/9	
Front Side	26915/836.5	15M QPSK(1,37)	18	Inactive	0.624	0.421	-3.55	23.80	24.00	0.653	2022/8/9	
Back Side	26915/836.5	15M QPSK(1,37)	10	Active	0.728	0.454	-0.95	22.97	23.00	0.733	2022/8/9	22#
Back Side	26915/836.5	15M QPSK(1,37)	18	Inactive	1.040	0.708	1.78	23.80	24.00	1.089	2022/8/9	9#
Back Side Repeated	26915/836.5	15M QPSK(1,37)	18	Inactive	1.035	0.696	0.53	23.80	24.00	1.084	2022/8/9	
Right Side	26915/836.5	15M QPSK(1,37)	10	Active	0.333	0.199	-3.68	22.97	23.00	0.335	2022/8/9	
Right Side	26915/836.5	15M QPSK(1,37)	18	Inactive	0.491	0.318	2.90	23.80	24.00	0.514	2022/8/9	
Top Side	26915/836.5	15M QPSK(1,37)	18	Inactive	0.315	0.212	3.76	23.80	24.00	0.330	2022/8/9	
Bottom Side	26915/836.5	15M QPSK(1,37)	18	Inactive	0.349	0.233	-2.49	23.80	24.00	0.365	2022/8/9	
Back Side	26865/831.5	15M QPSK(1,37)	18	Inactive	0.885	0.636	-0.15	23.57	24.00	0.977	2022/8/9	
Back Side	26965/841.5	15M QPSK(1,37)	18	Inactive	0.901	0.601	-1.02	23.54	24.00	1.002	2022/8/9	
50%RB												
Front Side	26915/836.5	15M QPSK(36,0)	10	Active	0.098	0.066	-1.25	21.38	22.00	0.113	2022/8/9	
Front Side	26915/836.5	15M QPSK(36,0)	18	Inactive	0.350	0.224	-2.15	22.39	23.00	0.403	2022/8/9	
Back Side	26915/836.5	15M QPSK(36,0)	10	Active	0.388	0.251	-0.72	21.38	22.00	0.448	2022/8/9	
Back Side	26915/836.5	15M QPSK(36,0)	18	Inactive	0.522	0.369	3.87	22.39	23.00	0.601	2022/8/9	
Right Side	26915/836.5	15M QPSK(36,0)	10	Active	0.062	0.044	-1.01	21.38	22.00	0.072	2022/8/9	

Right Side	26915/836.5	15M QPSK(36,0)	18	Inactive	0.262	0.174	2.06	22.39	23.00	0.302	2022/8/9	
Top Side	26915/836.5	15M QPSK(36,0)	18	Inactive	0.183	0.126	-2.70	22.39	23.00	0.211	2022/8/9	
Bottom Side	26915/836.5	15M QPSK(36,0)	18	Inactive	0.203	0.127	0.73	22.39	23.00	0.234	2022/8/9	
100%RB												
Back Side	26915/836.5	15M QPSK(75,0)	18	Inactive	0.522	0.369	3.87	22.35	22.50	0.540	2022/8/9	

NOTE: Hotspot SAR test results of LTE Band 26B

9.1.10. SAR measurement Result of LTE Band 41

Test Position of Hotspot	Test channel /Freq.	Mode	Test separation distance (mm)	P-sensor	SAR Value (W/kg)		Power Drift(%)	Conducted Power (dBm)	Tune-up Power (dBm)	Scaled SAR 1-g (W/Kg)	Date	Plot
					1-g	10-g						
					1RB							
Front Side	40620/2593	20M QPSK(1,49)	10	/	0.320	0.175	-1.16	24.60	25.00	0.351	2022/8/17	
Back Side	40620/2593	20M QPSK(1,49)	10	/	0.211	0.110	-0.64	24.60	25.00	0.231	2022/8/17	
Right Side	40620/2593	20M QPSK(1,49)	10	/	0.570	0.276	-2.10	24.60	25.00	0.625	2022/8/17	10#
Top Side	40620/2593	20M QPSK(1,49)	10	/	0.171	0.079	-3.49	24.60	25.00	0.187	2022/8/17	
Bottom Side	40620/2593	20M QPSK(1,49)	10	/	0.210	0.098	-0.06	24.60	25.00	0.230	2022/8/17	
50%RB												
Front Side	40620/2593	20M QPSK(50,0)	10	/	0.162	0.102	4.51	23.55	24.00	0.180	2022/8/17	
Back Side	40620/2593	20M QPSK(50,0)	10	/	0.112	0.061	-3.60	23.55	24.00	0.124	2022/8/17	
Right Side	40620/2593	20M QPSK(50,0)	10	/	0.304	0.140	-4.06	23.55	24.00	0.337	2022/8/17	
Top Side	40620/2593	20M QPSK(50,0)	10	/	0.093	0.047	-3.18	23.55	24.00	0.103	2022/8/17	
Bottom Side	40620/2593	20M QPSK(50,0)	10	/	0.119	0.054	2.64	23.55	24.00	0.132	2022/8/17	

NOTE: Hotspot SAR test results of LTE Band 41

9.1.11. SAR measurement Result of LTE Band 66

Test Position of Hotspot	Test channel /Freq.	Mode	Test separation distance (mm)	P-sensor	SAR Value (W/kg)		Power Drift(%)	Conducted Power (dBm)	Tune-up Power (dBm)	Scaled SAR 1-g (W/Kg)	Date	Plot
					1-g	10-g						
					1RB							
Front Side	132322/1745	20M QPSK(1,49)	10	Active	0.410	0.222	1.75	20.84	21.00	0.425	2022/8/18	23#
Front Side	132322/1745	20M QPSK(1,49)	18	Inactive	0.828	0.454	-2.45	24.18	24.50	0.891	2022/8/18	11#
Front Side Repeated	132322/1745	20M QPSK(1,49)	18	Inactive	0.820	0.449	1.35	24.18	24.50	0.883	2022/8/18	
Back Side	132322/1745	20M QPSK(1,49)	10	Active	0.246	0.131	-2.59	20.84	21.00	0.255	2022/8/18	

Back Side	132322/1745	20M QPSK(1,49)	18	Inactive	0.504	0.263	0.37	24.18	24.50	0.543	2022/8/18	
Right Side	132322/1745	20M QPSK(1,49)	10	Active	0.198	0.105	-1.53	20.84	21.00	0.205	2022/8/18	
Right Side	132322/1745	20M QPSK(1,49)	18	Inactive	0.387	0.210	2.83	24.18	24.50	0.417	2022/8/18	
Top Side	132322/1745	20M QPSK(1,49)	18	Inactive	0.261	0.137	-1.90	24.18	24.50	0.281	2022/8/18	
Bottom Side	132322/1745	20M QPSK(1,49)	18	Inactive	0.291	0.160	0.56	24.18	24.50	0.313	2022/8/18	
Front Side	132072/1720	20M QPSK(1,49)	18	Inactive	0.722	0.392	1.81	23.96	24.50	0.818	2022/8/18	
Front Side	132572/1770	20M QPSK(1,49)	18	Inactive	0.680	0.369	1.64	23.81	24.50	0.797	2022/8/18	
50%RB												
Front Side	132322/1745	20M QPSK(50,49)	10	Active	0.236	0.115	3.10	19.14	19.50	0.256	2022/8/18	
Front Side	132322/1745	20M QPSK(50,0)	18	Inactive	0.433	0.254	3.12	22.50	23.00	0.486	2022/8/18	
Back Side	132322/1745	20M QPSK(50,49)	10	Active	0.110	0.066	-1.32	19.14	19.50	0.120	2022/8/18	
Back Side	132322/1745	20M QPSK(50,0)	18	Inactive	0.301	0.143	1.43	22.50	23.00	0.338	2022/8/18	
Right Side	132322/1745	20M QPSK(50,49)	10	Active	0.069	0.041	3.03	19.14	19.50	0.075	2022/8/18	
Right Side	132322/1745	20M QPSK(50,0)	18	Inactive	0.228	0.122	-4.20	22.50	23.00	0.256	2022/8/18	
Top Side	132322/1745	20M QPSK(50,0)	18	Inactive	0.156	0.079	4.85	22.50	23.00	0.175	2022/8/18	
Bottom Side	132322/1745	20M QPSK(50,0)	18	Inactive	0.171	0.093	0.47	22.50	23.00	0.192	2022/8/18	
100%RB												
Front Side	132322/1745	20M QPSK(100,0)	18	Inactive	0.423	0.247	1.30	22.56	23.00	0.468	2022/8/18	

NOTE: Hotspot SAR test results of LTE Band 66

9.1.12. SAR measurement Result of LTE Band 71

Test Position of Hotspot	Test channel /Freq.	Test Mode	Test separation distance (mm)	P-sensor	SAR Value (W/kg)		Power Drift(%)	Conducted Power (dBm)	Tune-up Power (dBm)	Scaled SAR 1-g (W/Kg)	Date	Plot
					1-g	10-g						
1RB												
Front Side	133322/683	20M QPSK(1,49)	10	/	0.288	0.221	3.39	23.14	23.50	0.313	2022/8/11	
Back Side	133322/683	20M QPSK(1,49)	10	/	0.447	0.343	-0.89	23.14	23.50	0.486	2022/8/11	12#
Right Side	133322/683	20M QPSK(1,49)	10	/	0.203	0.154	3.29	23.14	23.50	0.221	2022/8/11	
Top Side	133322/683	20M QPSK(1,49)	10	/	0.144	0.107	-3.99	23.14	23.50	0.156	2022/8/11	
Bottom Side	133322/683	20M QPSK(1,49)	10	/	0.158	0.120	0.07	23.14	23.50	0.172	2022/8/11	
50%RB												
Front Side	133322/683	20M QPSK(50,0)	10	/	0.145	0.129	-3.62	22.07	22.50	0.160	2022/8/11	
Back Side	133322/683	20M QPSK(50,0)	10	/	0.231	0.199	3.01	22.07	22.50	0.255	2022/8/11	

Right Side	133322/683	20M QPSK(50,0)	10	/	0.111	0.082	-2.76	22.07	22.50	0.123	2022/8/11	
Top Side	133322/683	20M QPSK(50,0)	10	/	0.077	0.054	-4.07	22.07	22.50	0.085	2022/8/11	
Bottom Side	133322/683	20M QPSK(50,0)	10	/	0.087	0.072	3.76	22.07	22.50	0.096	2022/8/11	

NOTE: Hotspot SAR test results of LTE Band 71

9.1.13. SAR measurement Result of WLAN 2.4G

Test Position of Hotspot	Test channel /Freq.	Test Mode	Test separation distance (mm)	P-sensor	SAR Value (W/kg)		Power Drift (±5%)	Conducted power (dBm)	Tune-up power (dBm)	Scaled SAR 1g (W/Kg)	Date	Plot
					1g	10g						
ANT 0												
Front Side	11/2462	802.11b	10	/	0.096	0.035	2.25	16.86	17.00	0.099	2022/8/18	
Back Side	11/2462	802.11b	10	/	0.084	0.030	-3.73	16.86	17.00	0.087	2022/8/18	
Left Side	11/2462	802.11b	10	/	0.059	0.020	0.95	16.86	17.00	0.061	2022/8/18	
Top Side	11/2462	802.11b	10	/	0.065	0.023	-2.59	16.86	17.00	0.067	2022/8/18	
ANT 1												
Front Side	11/2462	802.11b	10	/	0.105	0.063	1.88	16.98	17.00	0.105	2022/8/18	
Back Side	11/2462	802.11b	10	/	0.090	0.040	1.22	16.98	17.00	0.090	2022/8/18	
Left Side	11/2462	802.11b	10	/	0.060	0.024	0.11	16.98	17.00	0.060	2022/8/18	
Bottom Side	11/2462	802.11b	10	/	0.076	0.038	3.14	16.98	17.00	0.076	2022/8/18	
MIMO												
Front Side	9/2452	802.11n HT40	10	/	0.184	0.086	0.85	18.39	18.50	0.189	2022/8/18	13#
Back Side	9/2452	802.11n HT40	10	/	0.161	0.071	0.24	18.39	18.50	0.165	2022/8/18	
Left Side	9/2452	802.11n HT40	10	/	0.085	0.059	0.86	18.39	18.50	0.087	2022/8/18	
Top Side	9/2452	802.11n HT40	10	/	0.079	0.039	0.35	18.39	18.50	0.081	2022/8/18	
Bottom Side	9/2452	802.11n	10	/	0.082	0.046	1.27	18.39	18.50	0.084	2022/8/18	

Side		HT40										
------	--	------	--	--	--	--	--	--	--	--	--	--

NOTE: Hotspot SAR test results of WLAN 2.4G

9.1.14. SAR measurement Result of WLAN 5.2G

Test Position of Hotspot	Test channel /Freq.	Test Mode	Test separation distance (mm)	P-sensor	SAR Value (W/kg)		Power Drift (±5%)	Conducted power (dBm)	Tune-up power (dBm)	Scaled SAR 1g (W/Kg)	Date	Plot
					1g	10g						
					ANT 0							
Front Side	46/5230	802.11n HT40	10	/	0.176	0.099	-4.28	15.11	15.50	0.193	2022/8/16	
Back Side	46/5230	802.11n HT40	10	/	0.150	0.070	4.78	15.11	15.50	0.164	2022/8/16	
Left Side	46/5230	802.11n HT40	10	/	0.077	0.030	1.34	15.11	15.50	0.084	2022/8/16	
Top Side	46/5230	802.11n HT40	10	/	0.158	0.065	-4.78	15.11	15.50	0.173	2022/8/16	
ANT 1												
Front Side	38/5190	802.11n HT40	10	/	0.234	0.106	2.26	14.90	15.00	0.239	2022/8/16	
Back Side	38/5190	802.11n HT40	10	/	0.184	0.083	3.29	14.90	15.00	0.188	2022/8/16	
Left Side	38/5190	802.11n HT40	10	/	0.083	0.035	0.23	14.90	15.00	0.085	2022/8/16	
Bottom Side	38/5190	802.11n HT40	10	/	0.163	0.068	-2.14	14.90	15.00	0.167	2022/8/16	
MIMO												
Front Side	46/5230	802.11n HT40	10	/	0.260	0.119	3.78	17.90	18.00	0.266	2022/8/16	14#
Back Side	46/5230	802.11n HT40	10	/	0.203	0.091	-3.59	17.90	18.00	0.208	2022/8/16	
Left Side	46/5230	802.11n HT40	10	/	0.091	0.041	-0.58	17.90	18.00	0.093	2022/8/16	
Top Side	46/5230	802.11n HT40	10	/	0.176	0.078	-2.07	17.90	18.00	0.180	2022/8/16	
Bottom Side	46/5230	802.11n HT40	10	/	0.182	0.082	1.73	17.90	18.00	0.186	2022/8/16	

NOTE: Hotspot SAR test results of WLAN 5.2G

9.1.15. SAR measurement Result of WLAN 5.8G

Test Position of Hotspot with 5mm	Test channel /Freq.	Test Mode	Test separation distance (mm)	P-sensor	SAR Value (W/kg)		Power Drift (±5%)	Conducted power (dBm)	Tune-up power (dBm)	Scaled SAR 1g (W/Kg)	Date	Plot
					1g	10g						
ANT 0												
Front Side	155/5775	802.11ac VHT80	10	/	0.262	0.115	1.94	14.98	15.00	0.263	2022/8/12	
Back Side	155/5775	802.11ac VHT80	10	/	0.177	0.075	3.54	14.98	15.00	0.178	2022/8/12	
Left Side	155/5775	802.11ac VHT80	10	/	0.069	0.035	4.76	14.98	15.00	0.069	2022/8/12	
Top Side	155/5775	802.11ac VHT80	10	/	0.162	0.076	-0.22	14.98	15.00	0.163	2022/8/12	
ANT 1												
Front Side	155/5775	802.11ac VHT80	10	/	0.306	0.133	2.08	15.46	15.50	0.309	2022/8/12	
Back Side	155/5775	802.11ac VHT80	10	/	0.196	0.086	-1.80	15.46	15.50	0.198	2022/8/12	
Left Side	155/5775	802.11ac VHT80	10	/	0.080	0.038	4.32	15.46	15.50	0.081	2022/8/12	
Bottom Side	155/5775	802.11ac VHT80	10	/	0.179	0.082	-2.26	15.46	15.50	0.181	2022/8/12	
MIMO												
Front Side	155/5775	802.11ac VHT80	10	/	0.412	0.159	0.75	18.24	18.50	0.437	2022/8/12	15#
Back Side	155/5775	802.11ac VHT80	10	/	0.228	0.102	1.84	18.24	18.50	0.242	2022/8/12	
Left Side	155/5775	802.11ac VHT80	10	/	0.114	0.050	-0.14	18.24	18.50	0.121	2022/8/12	
Top Side	155/5775	802.11ac VHT80	10	/	0.209	0.093	-3.91	18.24	18.50	0.222	2022/8/12	
Bottom Side	155/5775	802.11ac VHT80	10	/	0.190	0.085	0.96	18.24	18.50	0.202	2022/8/12	

NOTE: Hotspot SAR test results of WLAN 5.8G

9.2. Simultaneous Transmission Analysis

Per KDB 447498 D01, simultaneous transmission SAR is compliant if,

- 1) Scalar SAR summation < 1.6W/kg.
- 2) SPLSR = $(SAR_1 + SAR_2)^{1.5} / (\text{min. separation distance, mm})$, and the peak separation distance is determined from the square root of $[(x_1-x_2)^2 + (y_1-y_2)^2 + (z_1-z_2)^2]$, where (x_1, y_1, z_1) and (x_2, y_2, z_2) are the coordinates of the extrapolated peak SAR locations in the zoom scan. If $SPLSR \leq 0.04$, simultaneously transmission SAR measurement is not necessary.

Test Position		Scaled SAR _{MAX}		Σ 1-g SAR (W/Kg)	SPLSR	Remark
		WWAN	DTS			
Hotspot	Front Side	1.053	0.189	1.242	N/A	N/A
	Back Side	1.125	0.165	1.290	N/A	N/A
	Left Side	N/A	0.087	0.087	N/A	N/A
	Right Side	0.625	N/A	0.625	N/A	N/A
	Top Side	0.378	0.081	0.459	N/A	N/A
	Bottom Side	0.403	0.084	0.487	N/A	N/A

Test Position		Scaled SAR _{MAX}		Σ 1-g SAR (W/Kg)	SPLSR	Remark
		WWAN	NII			
Hotspot	Front Side	1.053	0.437	1.490	N/A	N/A
	Back Side	1.125	0.242	1.367	N/A	N/A
	Left Side	N/A	0.121	0.121	N/A	N/A
	Right Side	0.625	N/A	0.625	N/A	N/A
	Top Side	0.378	0.222	0.600	N/A	N/A
	Bottom Side	0.403	0.202	0.605	N/A	N/A

10. Appendix A. Photo documentation

Refer to appendix Test Setup photo---SAR

11. Appendix B. System Check Plots

Table of contents
MEASUREMENT 1 System Performance Check - 750MHz
MEASUREMENT 2 System Performance Check - 835MHz
MEASUREMENT 3 System Performance Check - 1800MHz
MEASUREMENT 4 System Performance Check - 1900MHz
MEASUREMENT 5 System Performance Check - 2450MHz
MEASUREMENT 6 System Performance Check - 2600MHz

MEASUREMENT 7 System Performance Check - 5200MHz

MEASUREMENT 8 System Performance Check - 5800MHz

MEASUREMENT 1

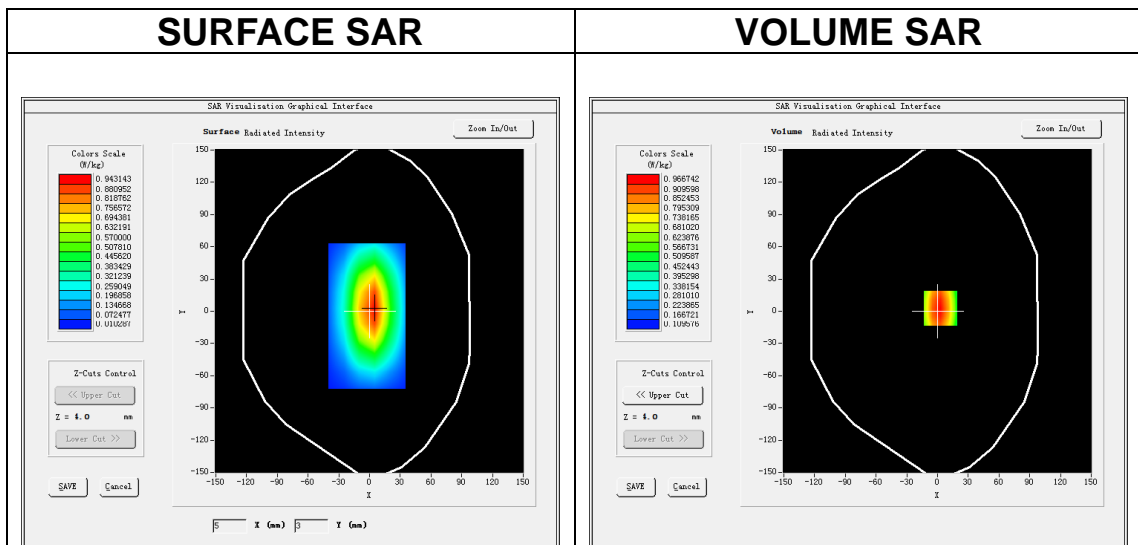
Date of measurement: 11/8/2022

A. Experimental conditions.

Area Scan	<u>dx=15mm dy=15mm, h= 5.00 mm</u>
ZoomScan	<u>5x5x7, dx=8mm dy=8mm dz=5mm</u>
Phantom	<u>Validation plane</u>
Device Position	<u>Dipole</u>
Band	<u>CW750</u>
Channels	<u>Middle</u>
Signal	<u>CW (Crest factor: 1.0)</u>
ConvF	<u>1.49</u>

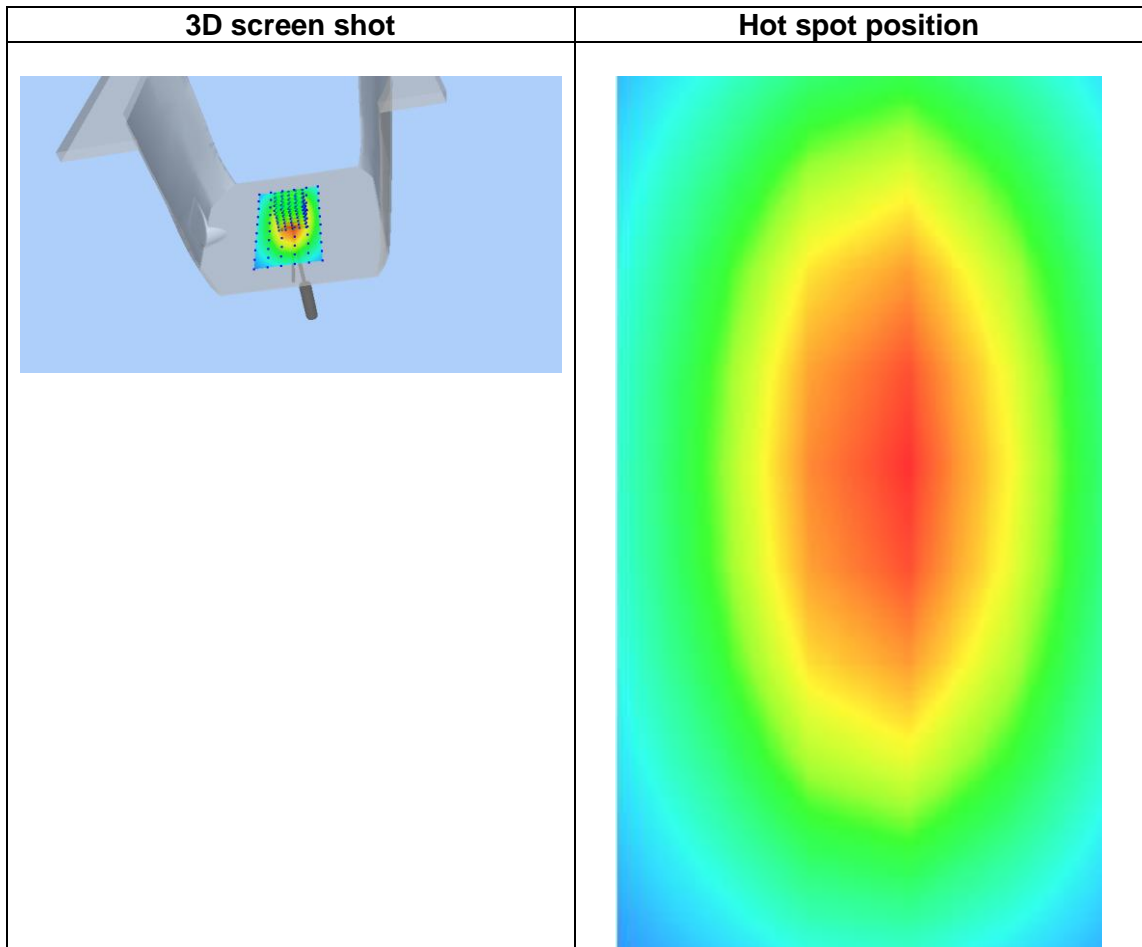
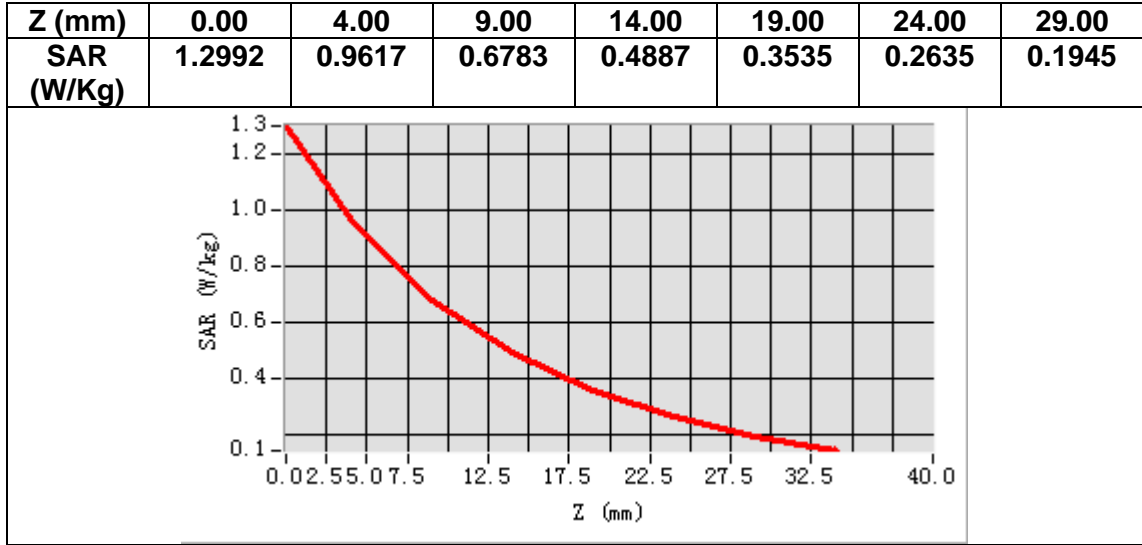
B. SAR Measurement Results

Frequency (MHz)	750.000000
Relative permittivity (real part)	40.230045
Relative permittivity (imaginary part)	21.326098
Conductivity (S/m)	0.888587
Variation (%)	2.730000



Maximum location: X=3.00, Y=3.00
SAR Peak: 1.30 W/kg

SAR 10g (W/Kg)	0.548332
SAR 1g (W/Kg)	0.927321



MEASUREMENT 2

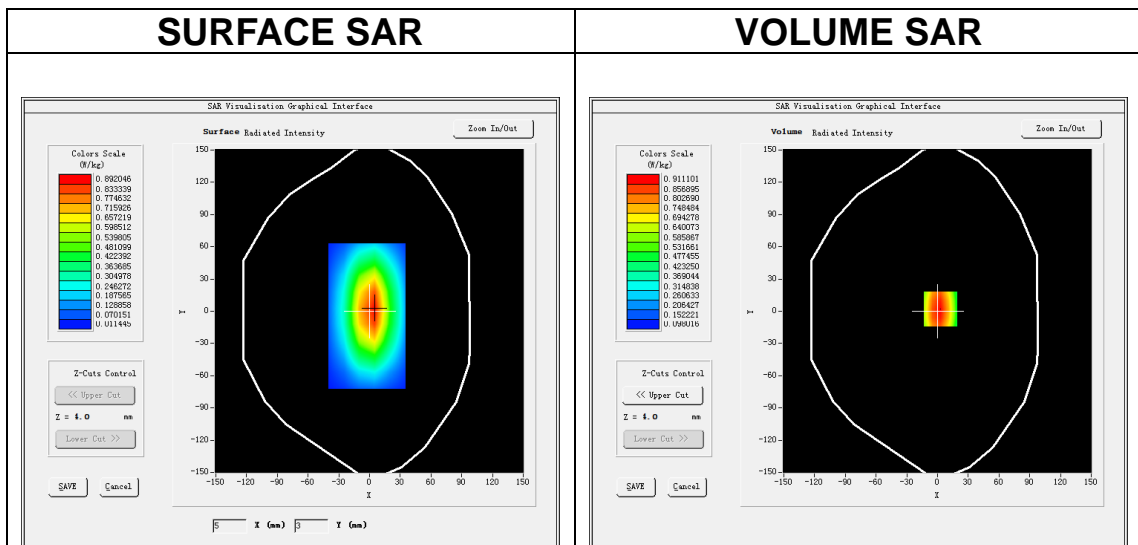
Date of measurement: 9/8/2022

A. Experimental conditions.

Area Scan	<u>dx=15mm dy=15mm, h= 5.00 mm</u>
ZoomScan	<u>5x5x7, dx=8mm dy=8mm dz=5mm</u>
Phantom	<u>Validation plane</u>
Device Position	<u>Dipole</u>
Band	<u>CW835</u>
Channels	<u>Middle</u>
Signal	<u>CW (Crest factor: 1.0)</u>
ConvF	<u>1.50</u>

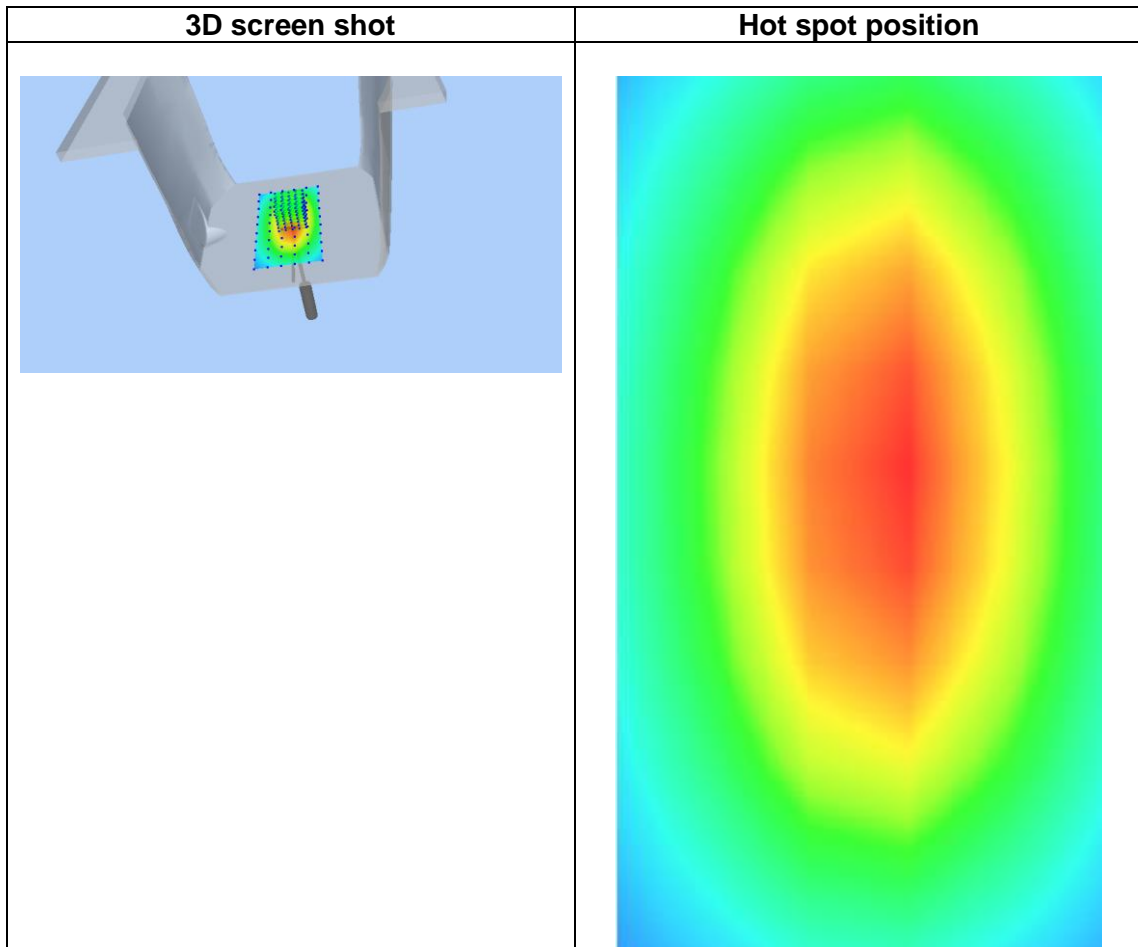
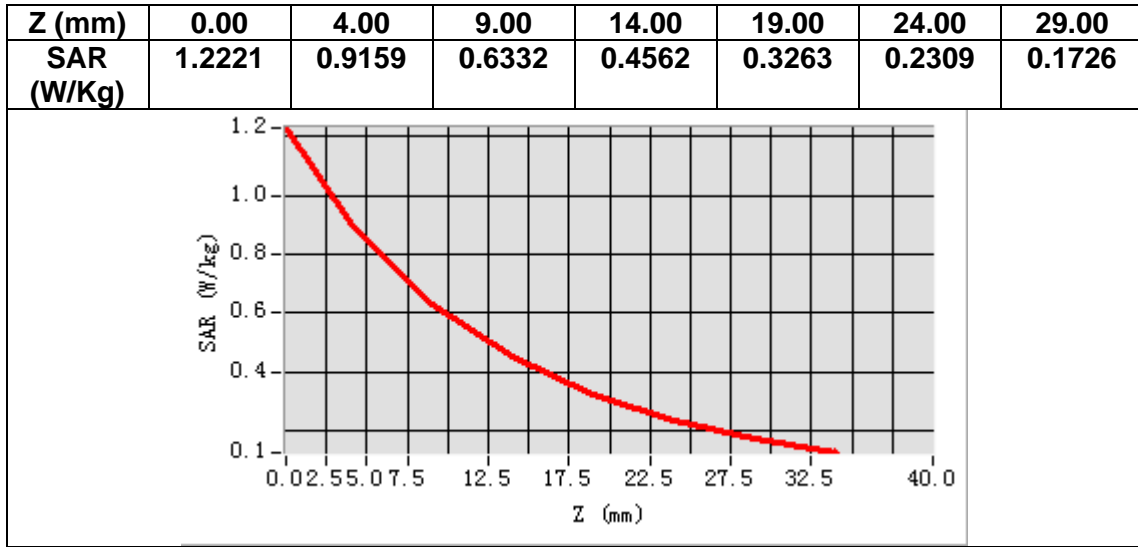
B. SAR Measurement Results

Frequency (MHz)	835.000000
Relative permittivity (real part)	41.735992
Relative permittivity (imaginary part)	19.692215
Conductivity (S/m)	0.913500
Variation (%)	-2.720000



Maximum location: X=3.00, Y=2.00
SAR Peak: 1.23 W/Kg

SAR 10g (W/Kg)	0.652333
SAR 1g (W/Kg)	1.047172



MEASUREMENT 3

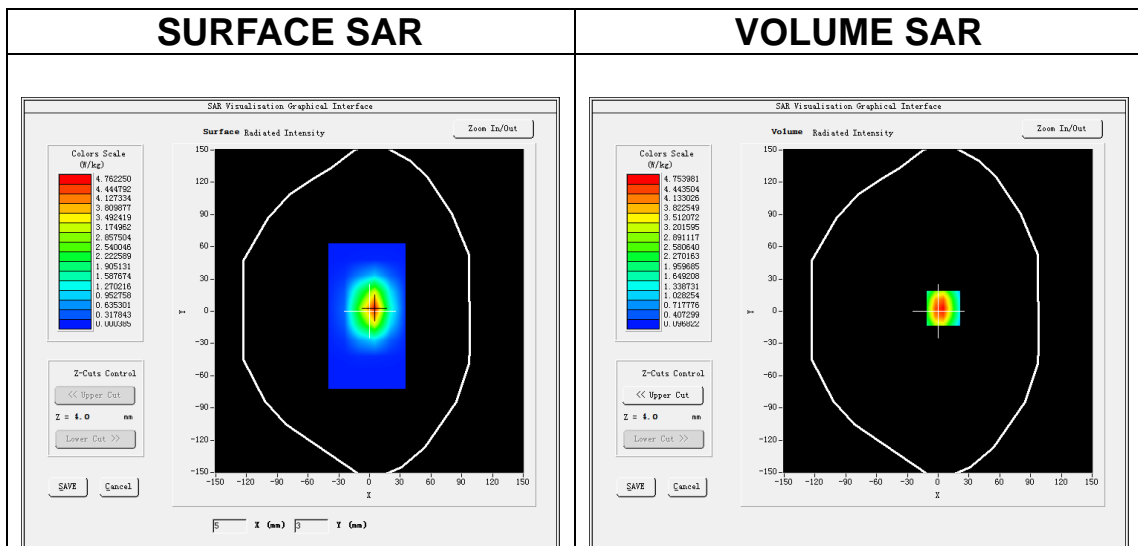
Date of measurement: 18/8/2022

A. Experimental conditions.

Area Scan	<u>dx=15mm dy=15mm, h= 5.00 mm</u>
ZoomScan	<u>5x5x7, dx=8mm dy=8mm dz=5mm</u>
Phantom	<u>Validation plane</u>
Device Position	<u>Dipole</u>
Band	<u>CW1800</u>
Channels	<u>Middle</u>
Signal	<u>CW (Crest factor: 1.0)</u>
ConvF	<u>1.73</u>

B. SAR Measurement Results

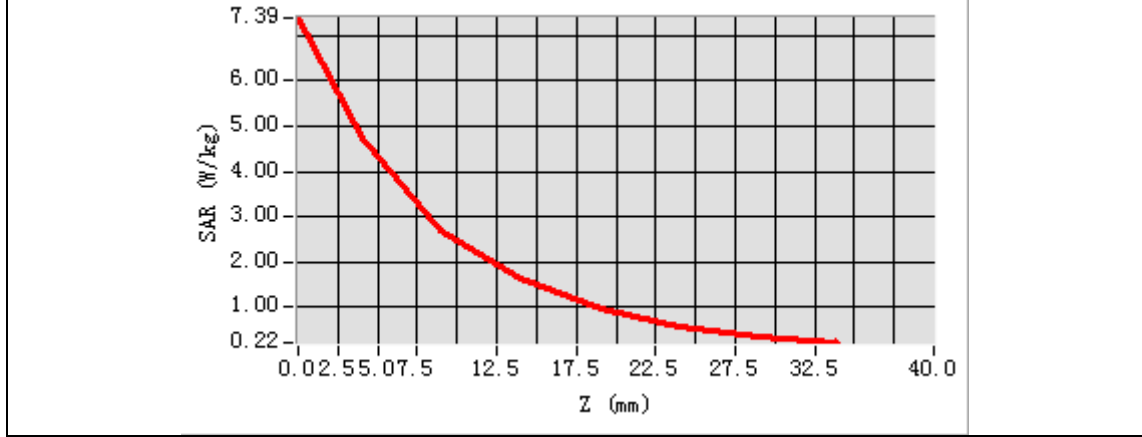
Frequency (MHz)	1800.000000
Relative permittivity (real part)	38.717937
Relative permittivity (imaginary part)	13.800099
Conductivity (S/m)	1.380010
Variation (%)	2.980000



Maximum location: X=5.00, Y=3.00
SAR Peak: 7.59 W/kg

SAR 10g (W/Kg)	2.037307
SAR 1g (W/Kg)	4.150066

Z (mm)	0.00	4.00	9.00	14.00	19.00	24.00	29.00
SAR (W/Kg)	7.3874	4.7511	2.7029	1.6103	0.9672	0.5831	0.3534



3D screen shot	Hot spot position
<p>A 3D perspective view of a grey, L-shaped device. A small rectangular area on the inner surface of the 'L' is highlighted with a color-coded SAR distribution, showing a central red/yellow hot spot that fades to blue at the edges.</p>	<p>A 2D heatmap showing a circular hot spot. The center is red, transitioning through yellow and green to cyan and blue at the periphery. The hot spot is centered in the upper half of the image.</p>

MEASUREMENT 4

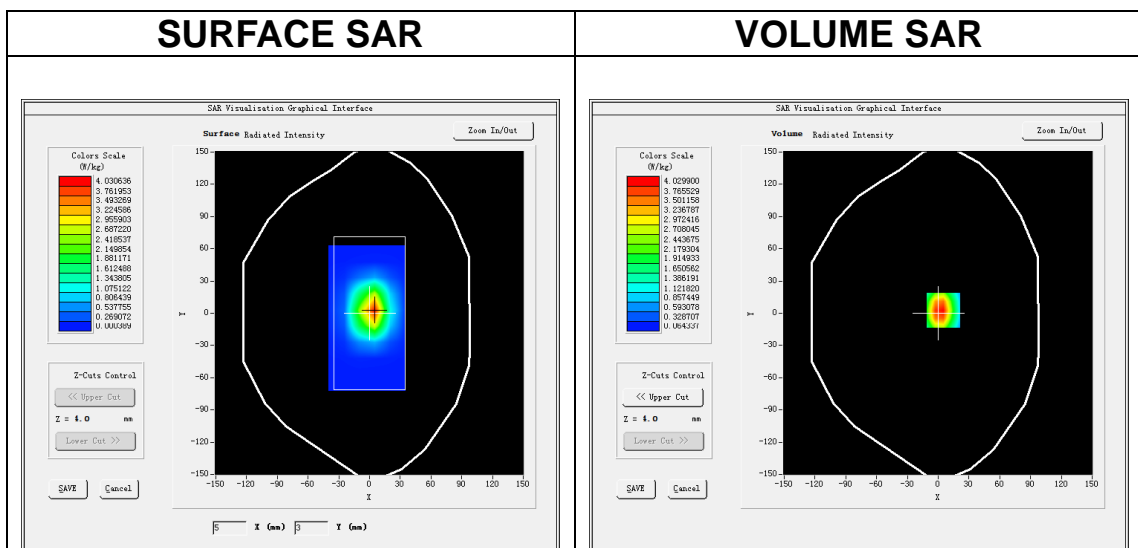
Date of measurement: 10/8/2022

A. Experimental conditions.

Area Scan	<u>dx=15mm dy=15mm, h= 5.00 mm</u>
ZoomScan	<u>5x5x7, dx=8mm dy=8mm dz=5mm</u>
Phantom	<u>Validation plane</u>
Device Position	<u>Dipole</u>
Band	<u>CW1900</u>
Channels	<u>Middle</u>
Signal	<u>CW (Crest factor: 1.0)</u>
ConvF	<u>1.91</u>

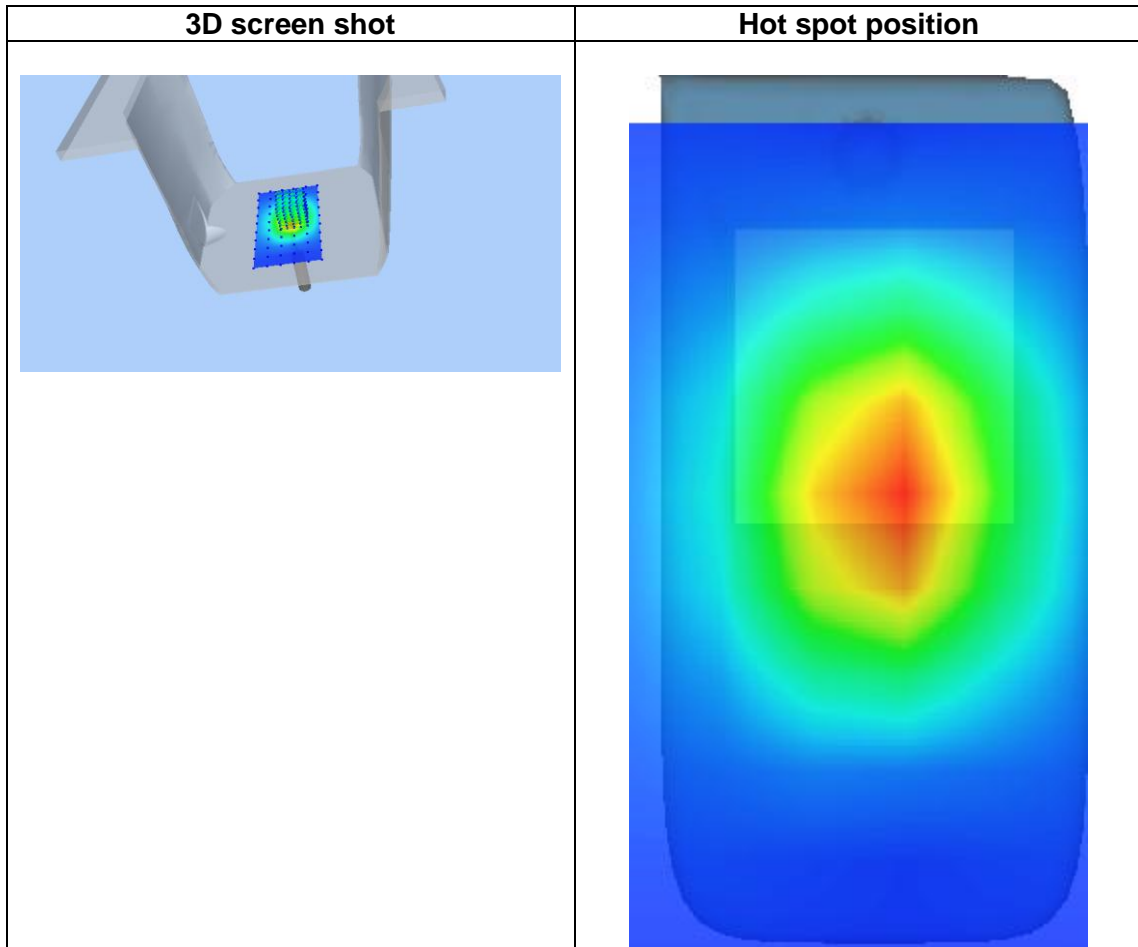
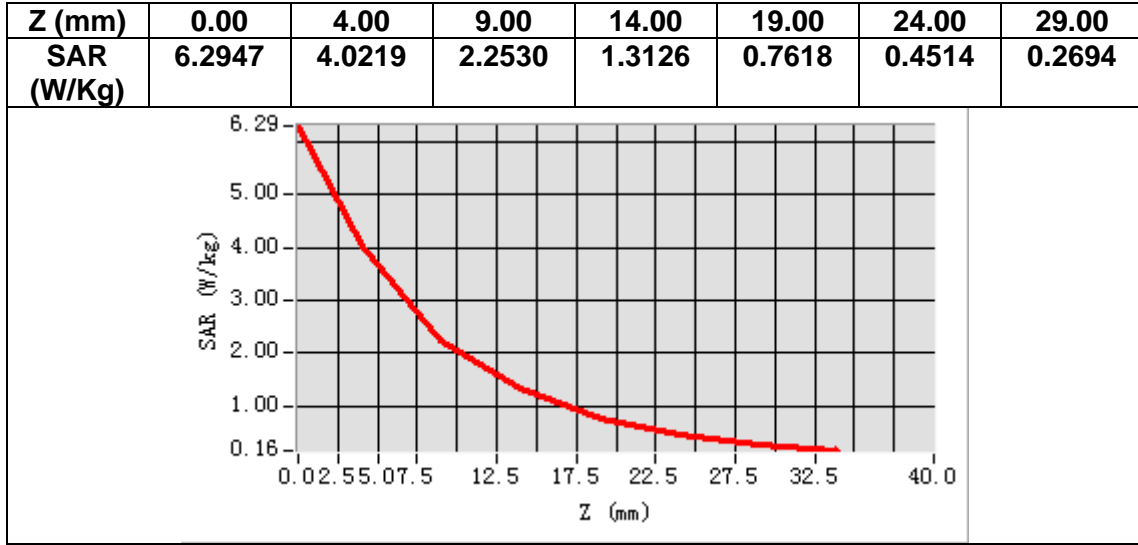
B. SAR Measurement Results

Frequency (MHz)	1900.000000
Relative permittivity (real part)	38.077151
Relative permittivity (imaginary part)	13.886297
Conductivity (S/m)	1.465776
Variation (%)	2.220000



Maximum location: X=5.00, Y=3.00
SAR Peak: 6.57 W/kg

SAR 10g (W/Kg)	2.087347
SAR 1g (W/Kg)	4.255221



MEASUREMENT 5

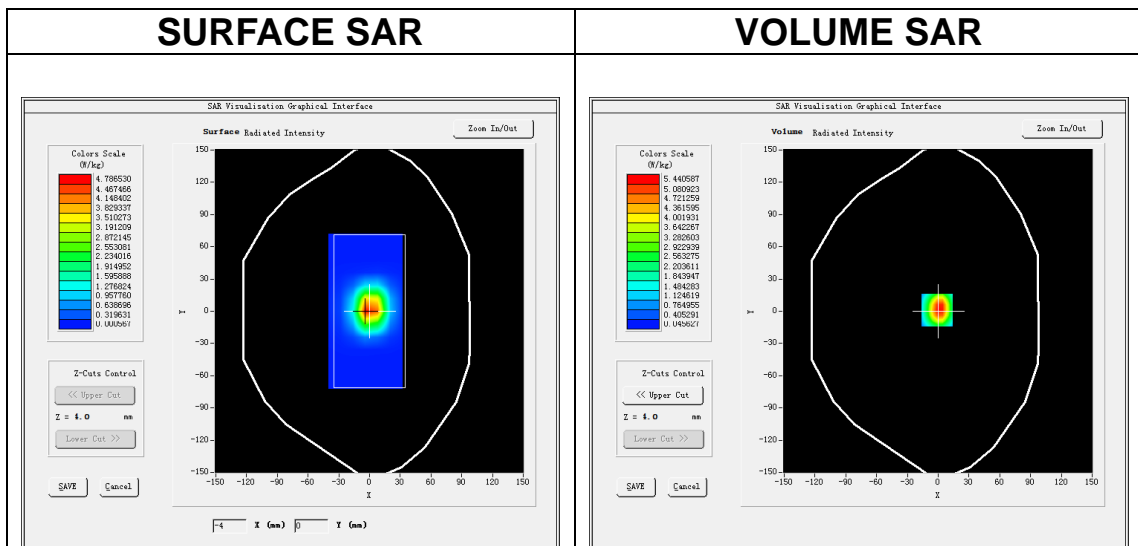
Date of measurement: 18/8/2022

A. Experimental conditions.

Area Scan	<u>dx=12mm dy=12mm, h= 5.00 mm</u>
ZoomScan	<u>7x7x7,dx=5mm dy=5mm dz=5mm</u>
Phantom	<u>Validation plane</u>
Device Position	<u>Dipole</u>
Band	<u>CW2450</u>
Channels	<u>Middle</u>
Signal	<u>CW (Crest factor: 1.0)</u>
ConvF	<u>1.98</u>

B. SAR Measurement Results

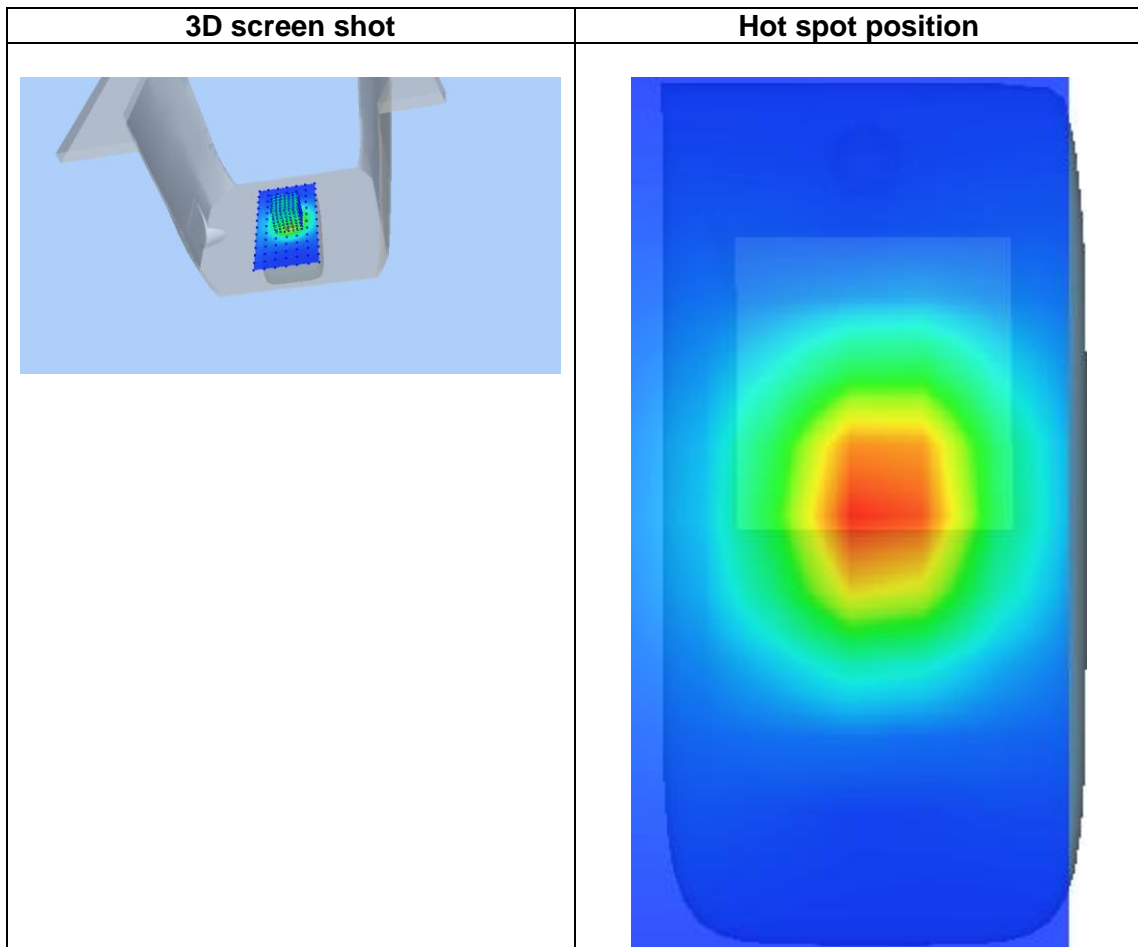
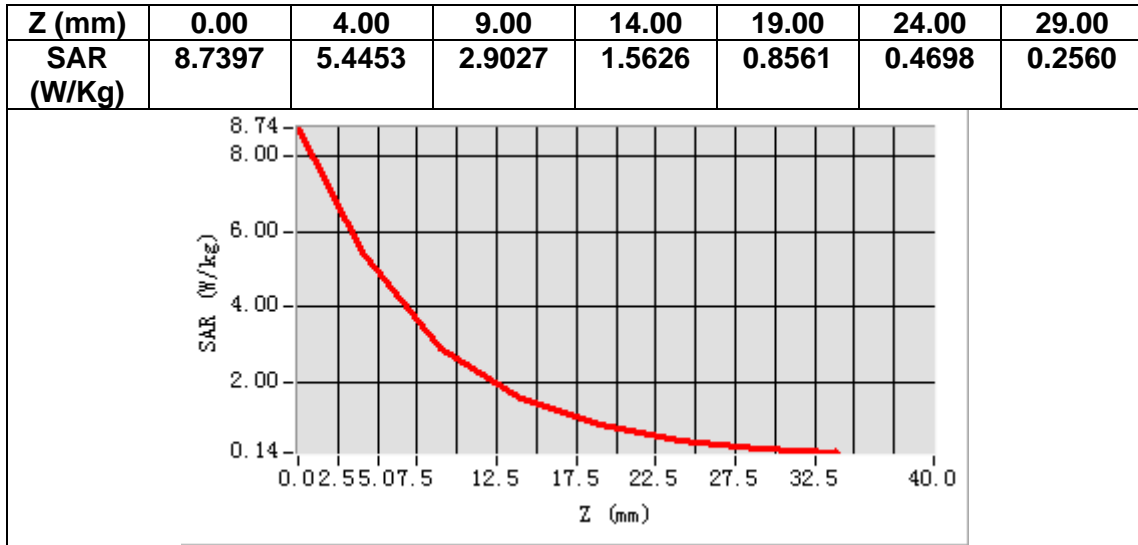
Frequency (MHz)	2450.000000
Relative permittivity (real part)	37.665495
Relative permittivity (imaginary part)	13.017508
Conductivity (S/m)	1.771827
Variation (%)	1.290000



Maximum location: X=-1.00, Y=1.00

SAR Peak: 8.94 W/kg

SAR 10g (W/Kg)	2.610106
SAR 1g (W/Kg)	5.019340



MEASUREMENT 6

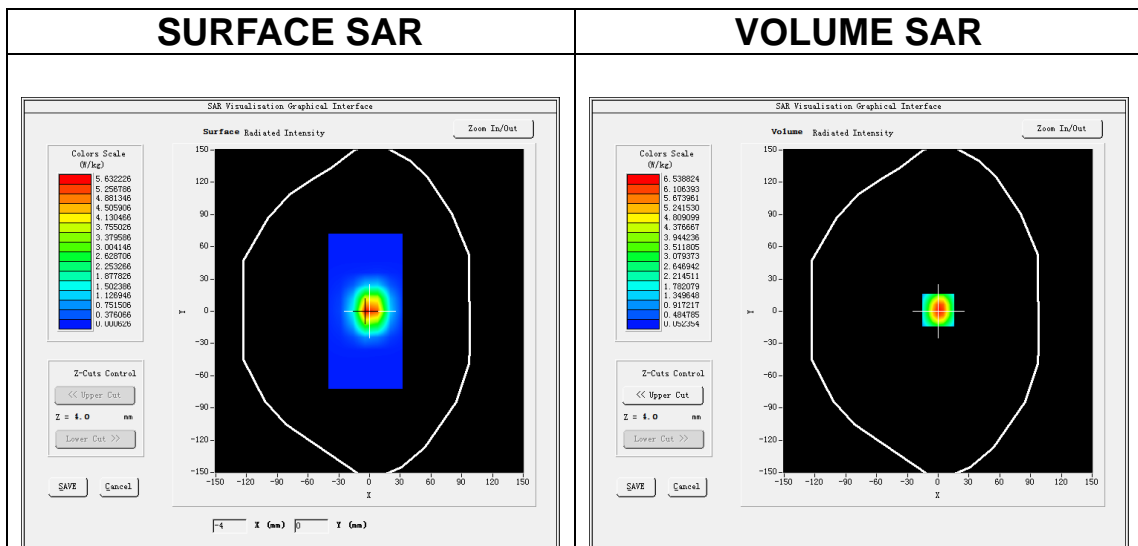
Date of measurement: 17/8/2022

A. Experimental conditions.

Area Scan	<u>dx=12mm dy=12mm, h= 5.00 mm</u>
ZoomScan	<u>7x7x7, dx=5mm dy=5mm dz=5mm</u>
Phantom	<u>Validation plane</u>
Device Position	<u>Dipole</u>
Band	<u>CW2600</u>
Channels	<u>Middle</u>
Signal	<u>CW (Crest factor: 1.0)</u>
ConvF	<u>1.87</u>

B. SAR Measurement Results

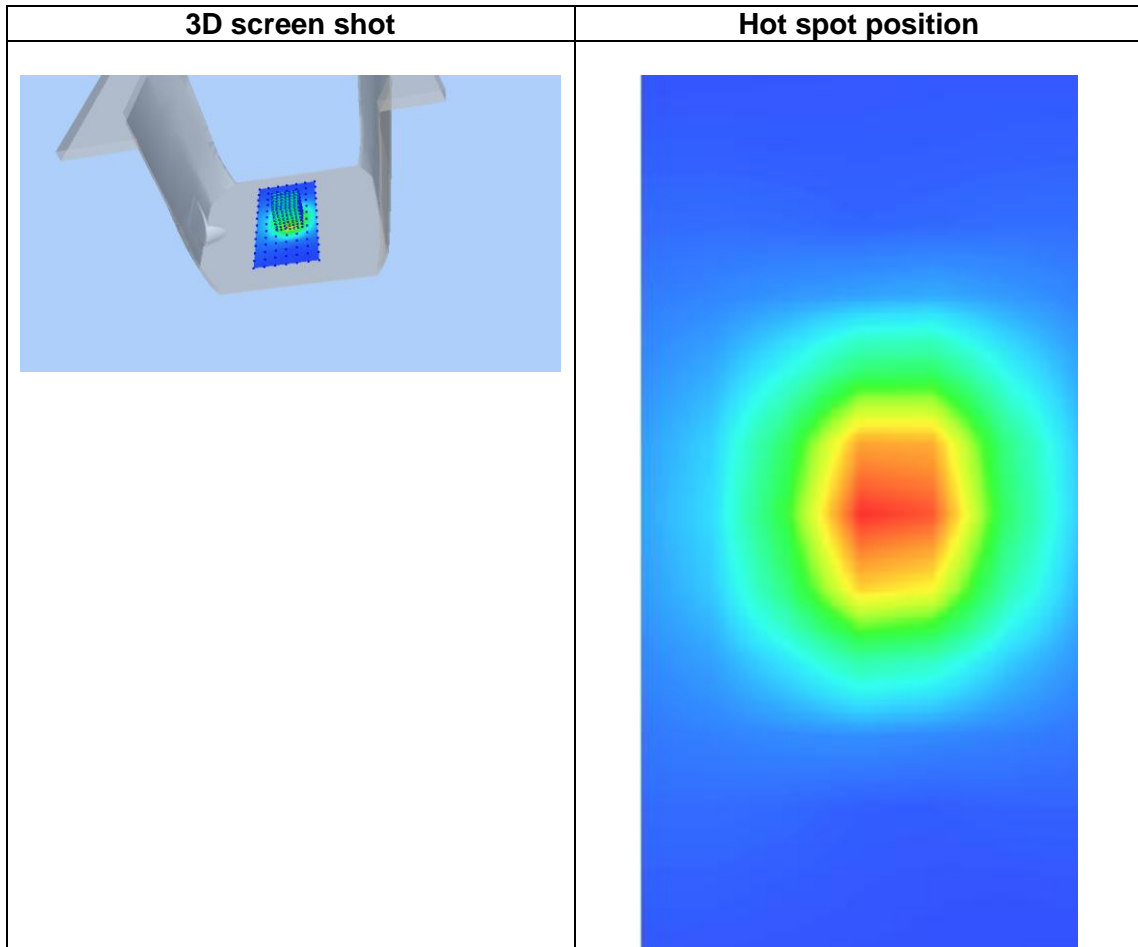
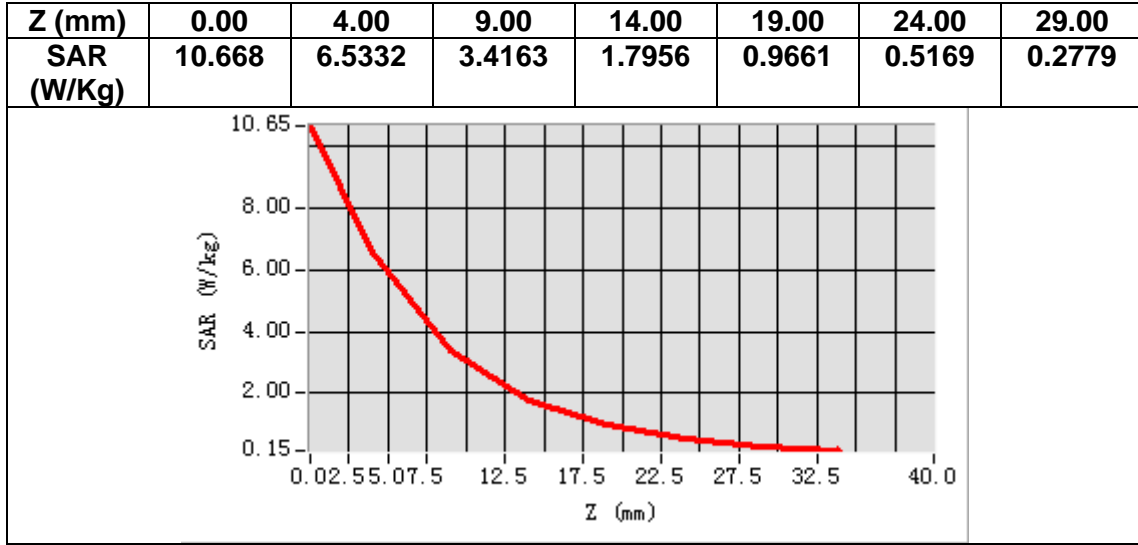
Frequency (MHz)	2600.000000
Relative permittivity (real part)	37.646632
Relative permittivity (imaginary part)	13.186911
Conductivity (S/m)	1.904776
Variation (%)	0.250000



Maximum location: X=0.00, Y=1.00

SAR Peak: 10.67 W/kg

SAR 10g (W/Kg)	2.300037
SAR 1g (W/Kg)	5.225199



MEASUREMENT 7

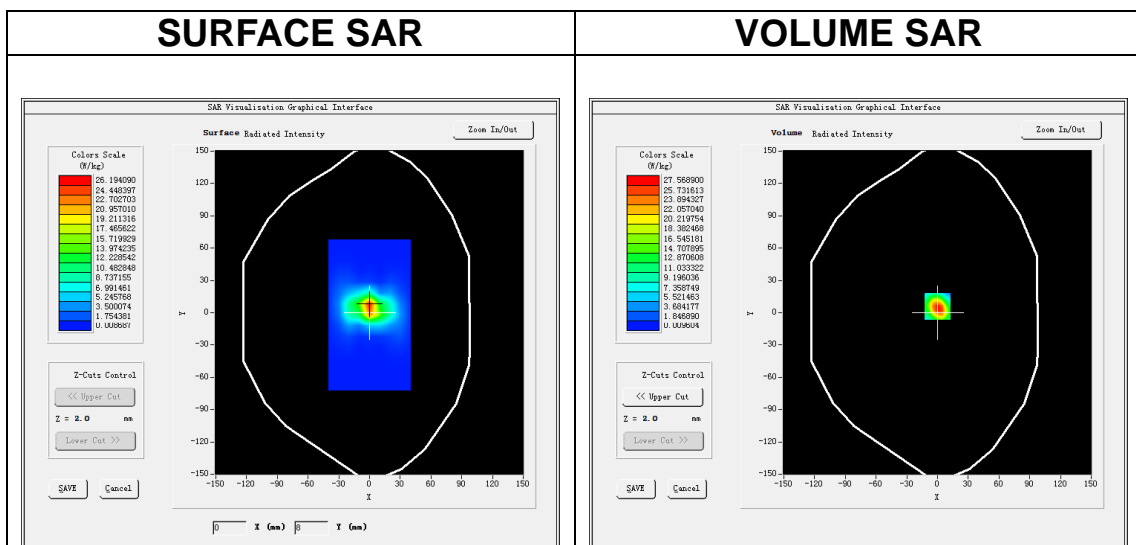
Date of measurement: 16/8/2022

A. Experimental conditions.

Area Scan	<u>dx=10mm dy=10mm, h= 2.00 mm</u>
ZoomScan	<u>7x7x12,dx=4mm dy=4mm dz=2mm</u>
Phantom	<u>Validation plane</u>
Device Position	<u>Dipole</u>
Band	<u>CW5200</u>
Channels	<u>Middle</u>
Signal	<u>CW (Crest factor: 1.0)</u>
ConvF	<u>1.80</u>

B. SAR Measurement Results

Frequency (MHz)	5200.000000
Relative permittivity (real part)	35.493334
Relative permittivity (imaginary part)	15.766172
Conductivity (S/m)	4.554672
Variation (%)	2.800000

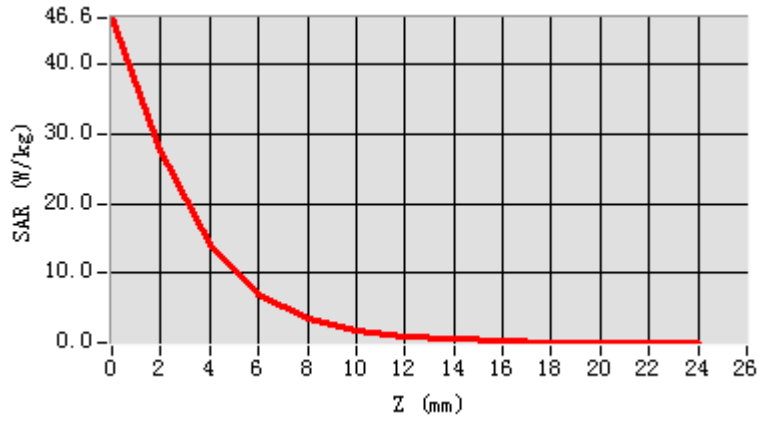


Maximum location: X=0.00, Y=6.00

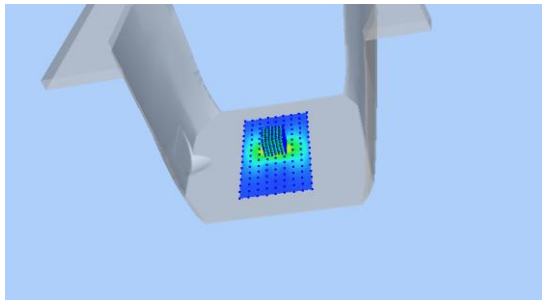
SAR Peak: 49.61 W/kg

SAR 10g (W/Kg)	5.661162
SAR 1g (W/Kg)	16.964032

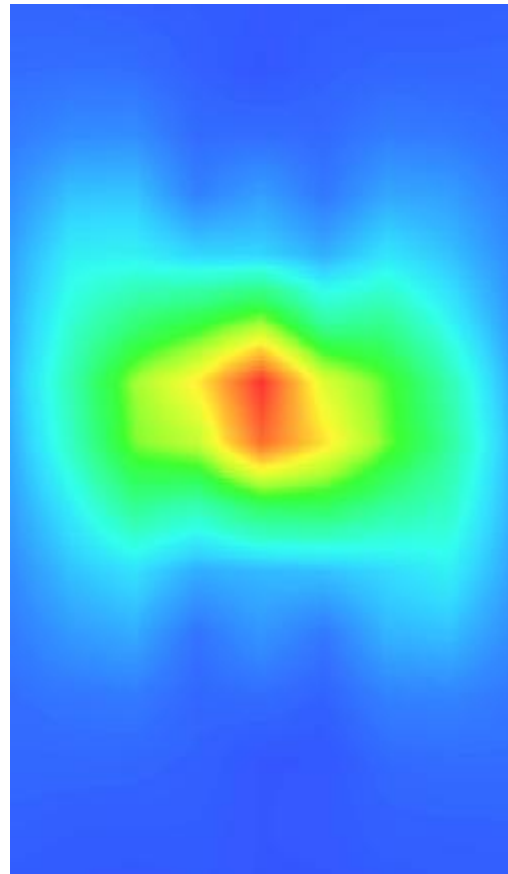
Z (m m)	0.00	2.00	4.00	6.00	8.00	10.00	12.00	14.00	16.00	18.00	20.00	22.00
SAR (W/Kg)	46.691	27.591	14.077	7.0594	3.5991	1.7843	0.8950	0.4637	0.2402	0.1308	0.0627	0.0497



3D screen shot



Hot spot position



MEASUREMENT 8

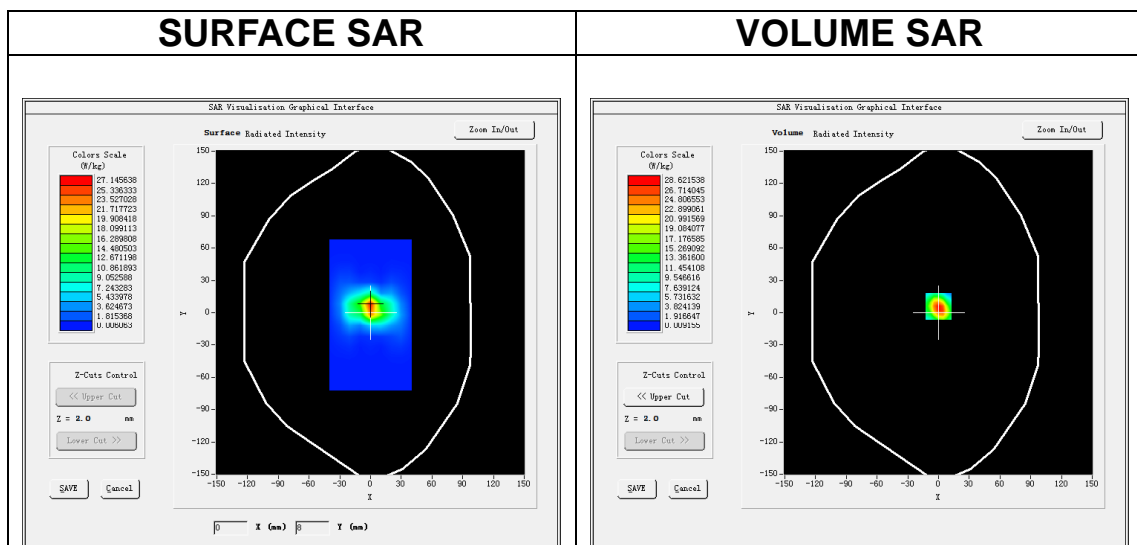
Date of measurement: 12/8/2022

A. Experimental conditions.

Area Scan	<u>dx=10mm dy=10mm, h= 2.00 mm</u>
ZoomScan	<u>7x7x12,dx=4mm dy=4mm dz=2mm</u>
Phantom	<u>Validation plane</u>
Device Position	<u>Dipole</u>
Band	<u>CW5800</u>
Channels	<u>Middle</u>
Signal	<u>CW (Crest factor: 1.0)</u>
ConvF	<u>2.07</u>

B. SAR Measurement Results

Frequency (MHz)	5800.000000
Relative permittivity (real part)	34.378772
Relative permittivity (imaginary part)	16.047181
Conductivity (S/m)	5.170758
Variation (%)	-0.500000

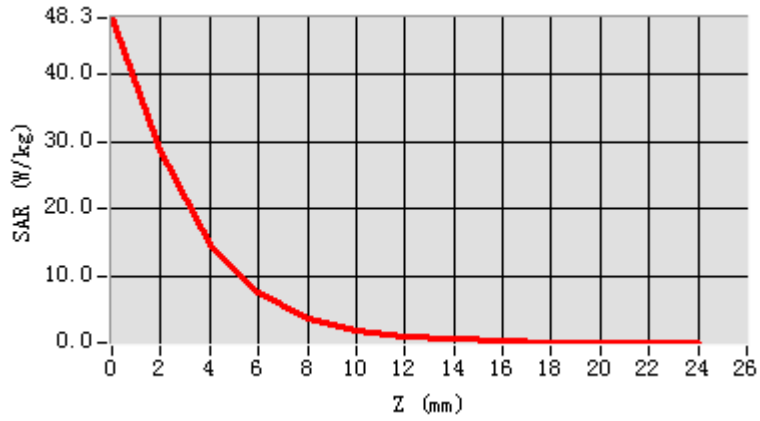


Maximum location: X=0.00, Y=6.00

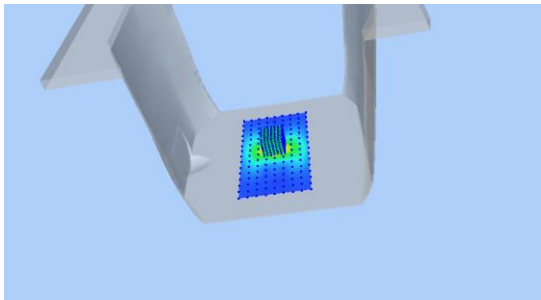
SAR Peak: 51.30 W/kg

SAR 10g (W/Kg)	6.283228
SAR 1g (W/Kg)	19.631190

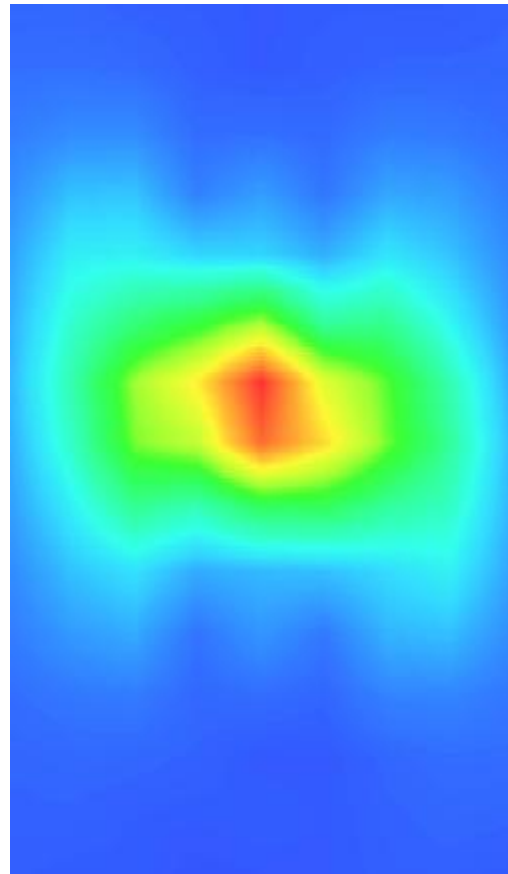
Z (m m)	0.00	2.00	4.00	6.00	8.00	10.00	12.00	14.00	16.00	18.00	20.00	22.00
SAR (W/Kg)	48.336	28.648	14.644	7.4066	3.6890	1.8350	0.9361	0.4744	0.2595	0.1372	0.0788	0.0538



3D screen shot



Hot spot position



12. Appendix C. Plots of High SAR Measurement

Table of contents
MEASUREMENT 1 WCDMA Band 5 Body
MEASUREMENT 2 LTE Band 2 Body Proximity Sensor Inactive
MEASUREMENT 3 LTE Band 4 Body Proximity Sensor Inactive
MEASUREMENT 4 LTE Band 5 Body Proximity Sensor Inactive
MEASUREMENT 5 LTE Band 12 Body Proximity Sensor Inactive
MEASUREMENT 6 LTE Band 13 Body Proximity Sensor Inactive
MEASUREMENT 7 LTE Band 25 Body Proximity Sensor Inactive
MEASUREMENT 8 LTE Band 26A Body Proximity Sensor Inactive
MEASUREMENT 9 LTE Band 26B Body Proximity Sensor Inactive
MEASUREMENT 10 LTE Band 41 Body Proximity Sensor Inactive
MEASUREMENT 11 LTE Band 66 Body Proximity Sensor Inactive
MEASUREMENT 12 LTE Band 71 Body
MEASUREMENT 13 WLAN 2.4G Body
MEASUREMENT 14 WLAN 5.2G Body
MEASUREMENT 15 WLAN 5.8G Body
MEASUREMENT 16 LTE Band 2 Body Proximity Sensor active
MEASUREMENT 17 LTE Band 4 Body Proximity Sensor active
MEASUREMENT 18 LTE Band 5 Body Proximity Sensor active
MEASUREMENT 19 LTE Band 13 Body Proximity Sensor active
MEASUREMENT 20 LTE Band 25 Body Proximity Sensor active
MEASUREMENT 21 LTE Band 26A Body Proximity Sensor active
MEASUREMENT 22 LTE Band 26B Body Proximity Sensor active
MEASUREMENT 23 LTE Band 66 Body Proximity Sensor active

MEASUREMENT 1

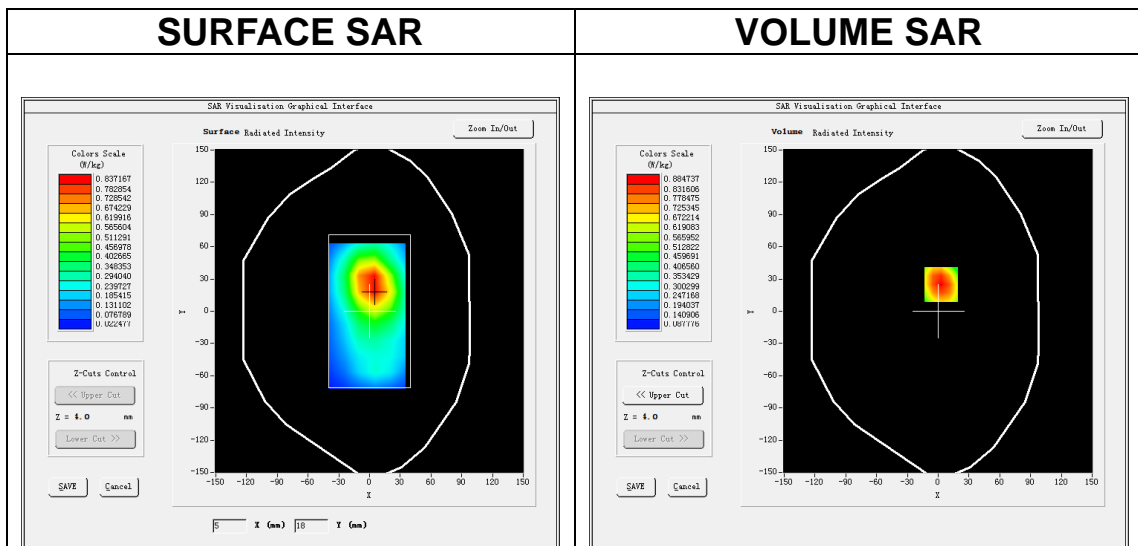
Date of measurement: 9/8/2022

A. Experimental conditions.

Area Scan	<u>dx=15mm dy=15mm, h= 5.00 mm</u>
ZoomScan	<u>5x5x7, dx=8mm dy=8mm dz=5mm</u>
Phantom	<u>Validation plane</u>
Device Position	<u>Body</u>
Band	<u>Band5_WCDMA850</u>
Channels	<u>Middle</u>
Signal	<u>WCDMA (Crest factor: 1.0)</u>
ConvF	<u>1.50</u>

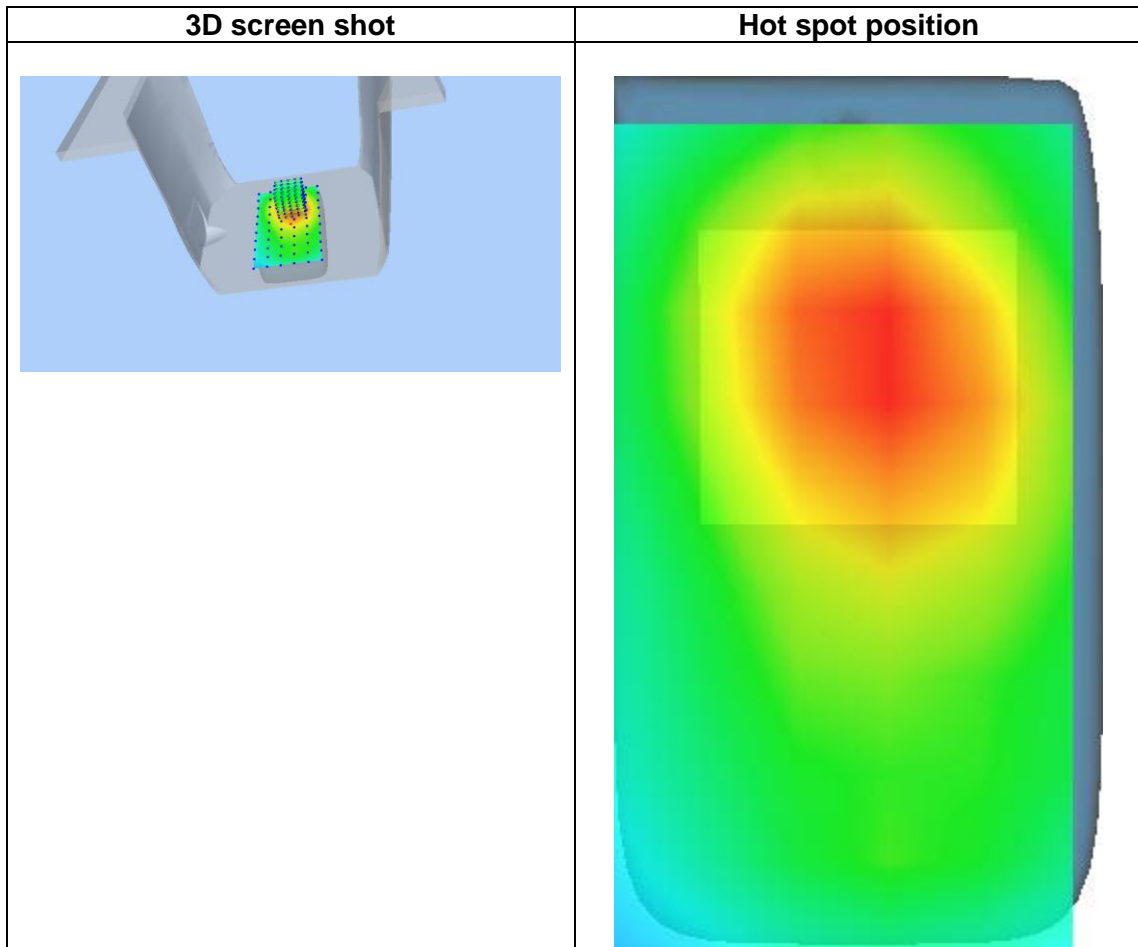
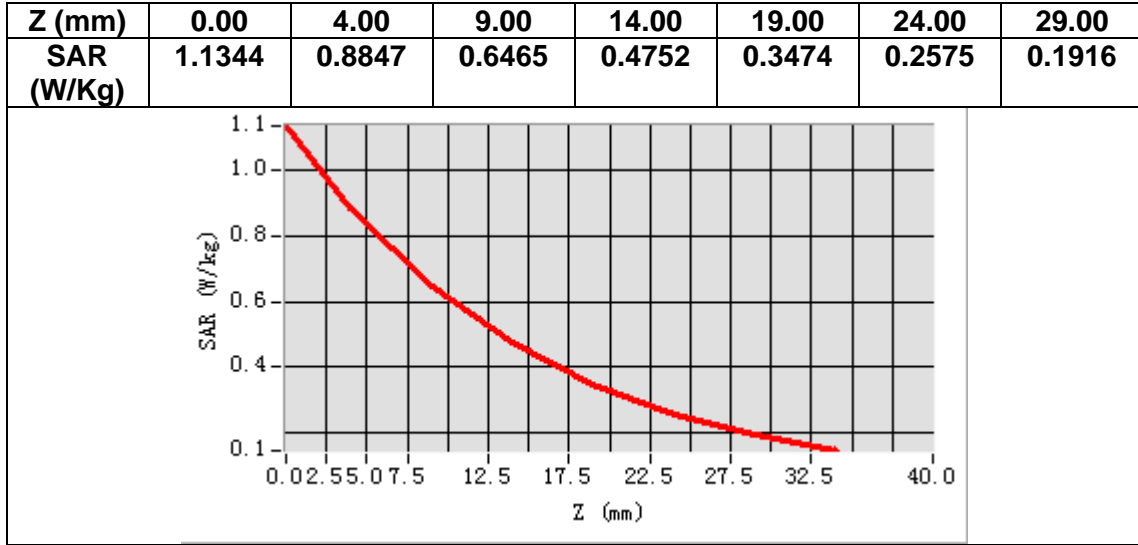
B. SAR Measurement Results

Frequency (MHz)	836.400000
Relative permittivity (real part)	41.651653
Relative permittivity (imaginary part)	19.718056
Conductivity (S/m)	0.916232
Variation (%)	-0.940000



Maximum location: X=3.00, Y=25.00
SAR Peak: 1.15 W/kg

SAR 10g (W/Kg)	0.588375
SAR 1g (W/Kg)	0.858105



MEASUREMENT 2

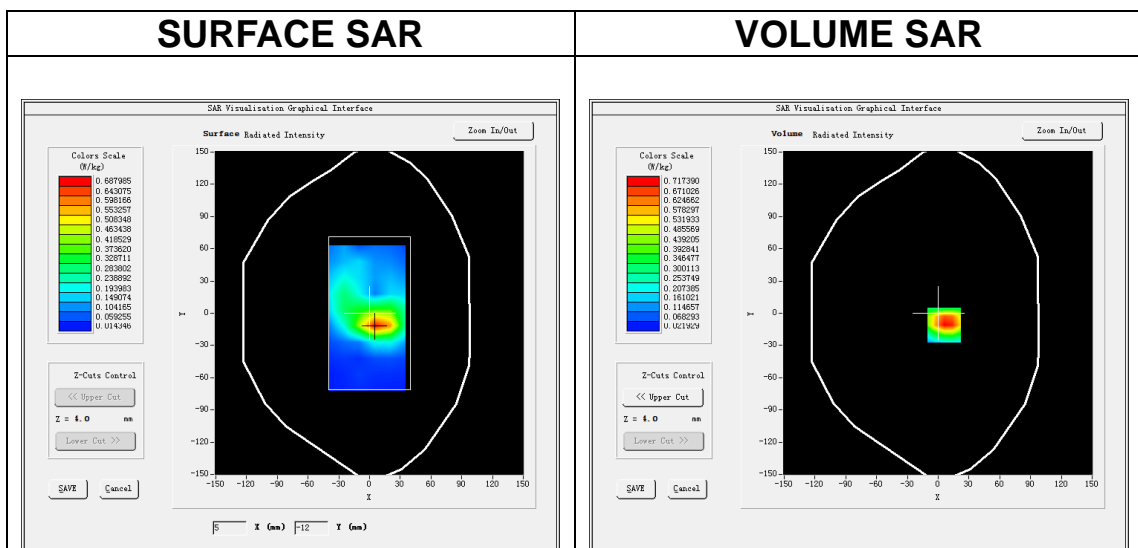
Date of measurement: 10/8/2022

A. Experimental conditions.

Area Scan	<u>dx=15mm dy=15mm, h= 5.00 mm</u>
ZoomScan	<u>5x5x7, dx=8mm dy=8mm dz=5mm</u>
Phantom	<u>Validation plane</u>
Device Position	<u>Body</u>
Band	<u>LTE band 2</u>
Channels	<u>Middle</u>
Signal	<u>LTE (Crest factor: 1.0)</u>
ConvF	<u>1.91</u>

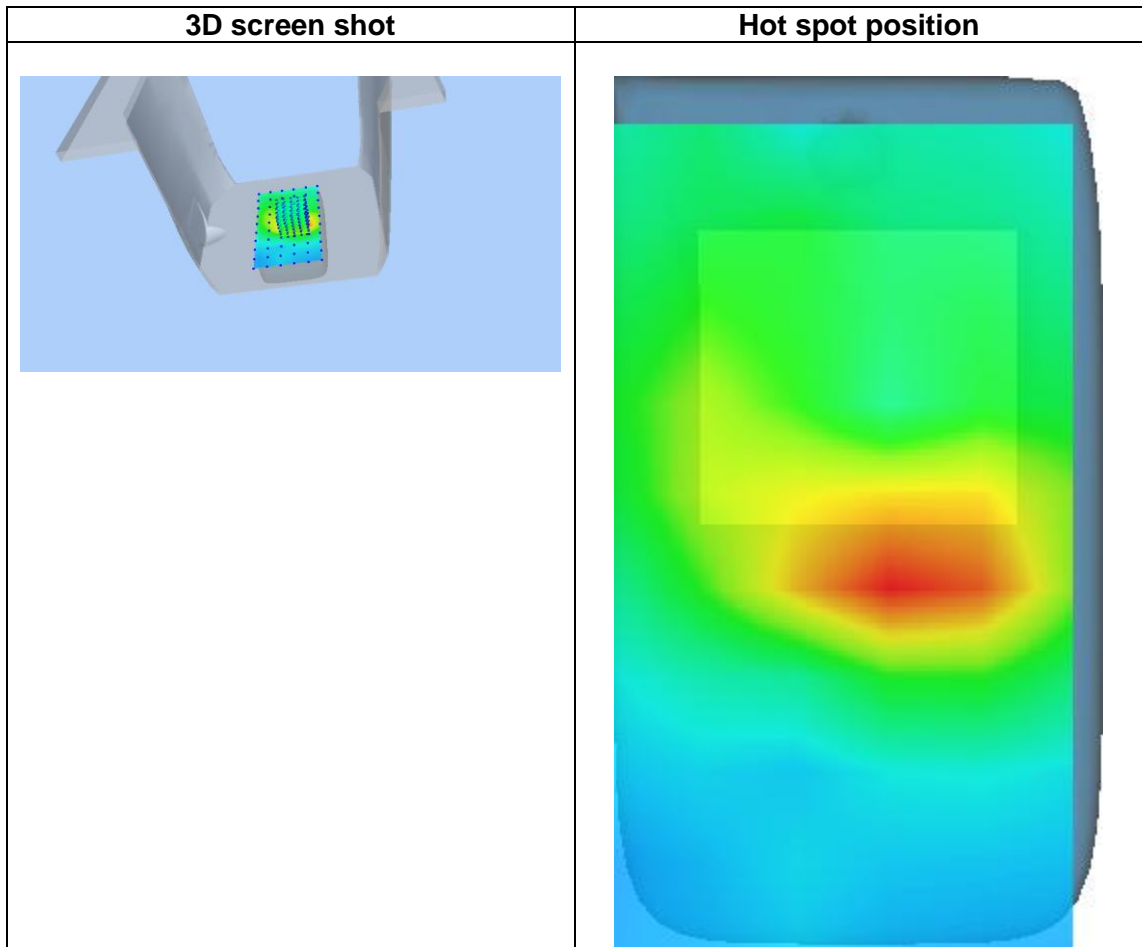
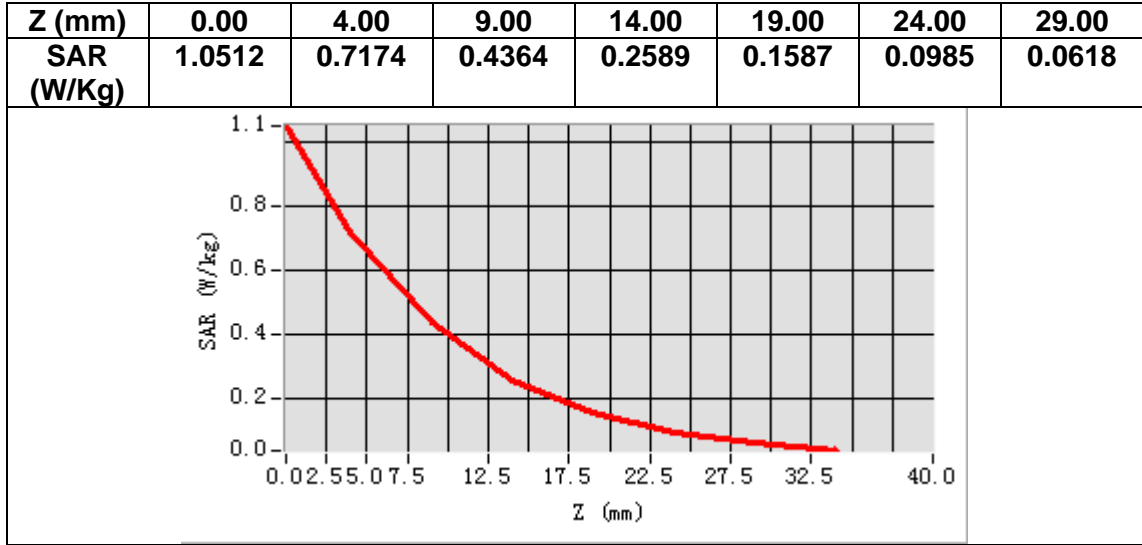
B. SAR Measurement Results

Frequency (MHz)	1880.000000
Relative permittivity (real part)	38.163551
Relative permittivity (imaginary part)	13.904097
Conductivity (S/m)	1.452206
Variation (%)	-1.410000



Maximum location: X=6.00, Y=-11.00
SAR Peak: 1.13 W/kg

SAR 10g (W/Kg)	0.379807
SAR 1g (W/Kg)	0.718071



MEASUREMENT 3

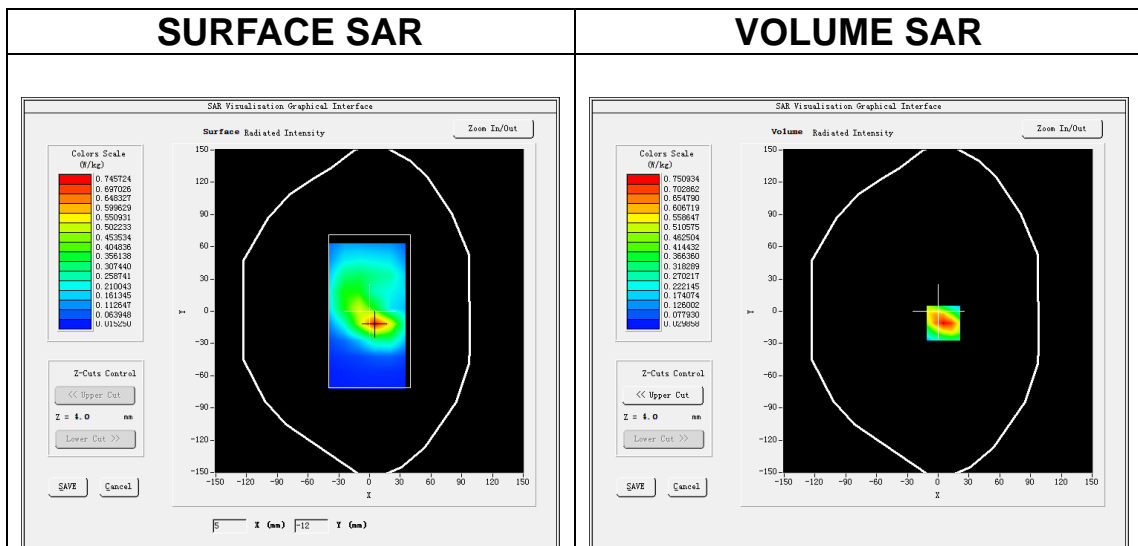
Date of measurement: 18/8/2022

A. Experimental conditions.

Area Scan	<u>dx=15mm dy=15mm, h= 5.00 mm</u>
ZoomScan	<u>5x5x7, dx=8mm dy=8mm dz=5mm</u>
Phantom	<u>Validation plane</u>
Device Position	<u>Body</u>
Band	<u>LTE band 4</u>
Channels	<u>Middle</u>
Signal	<u>LTE (Crest factor: 1.0)</u>
ConvF	<u>1.73</u>

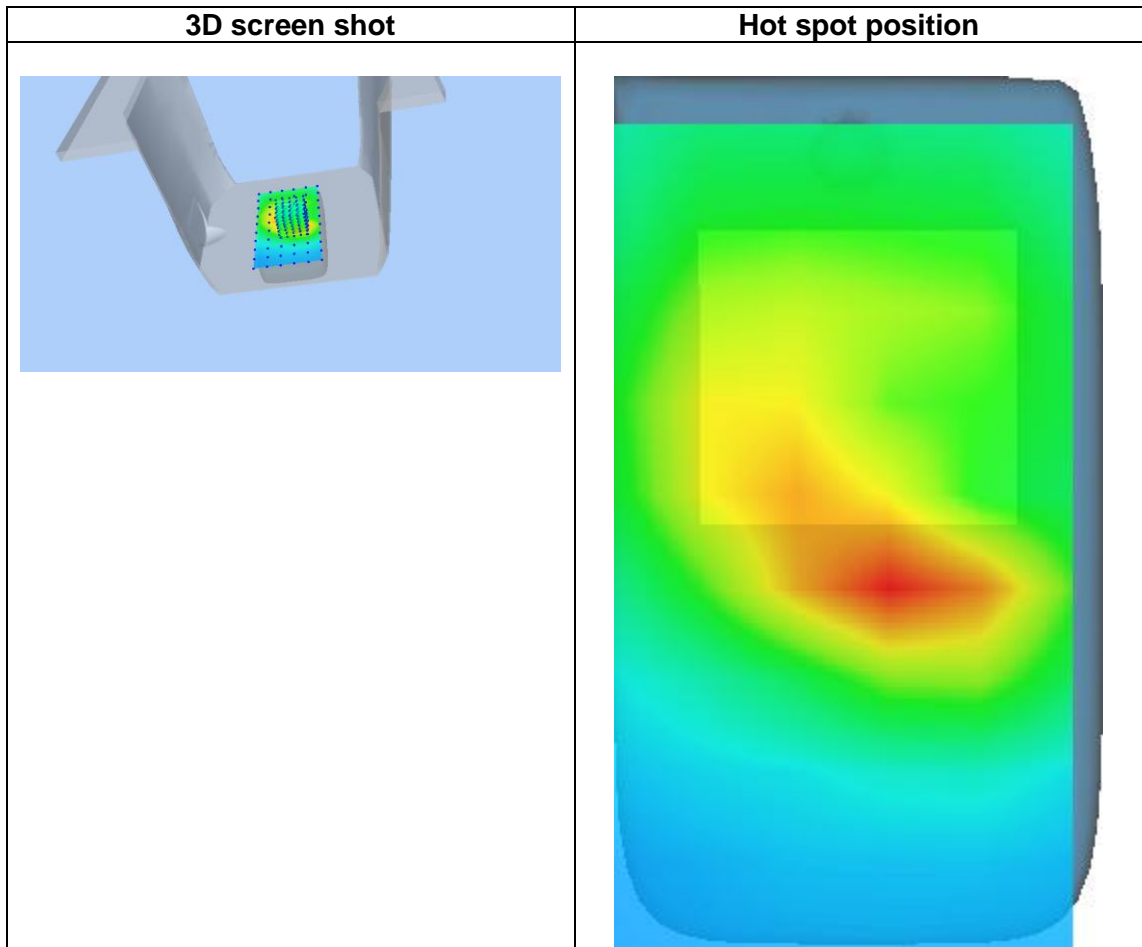
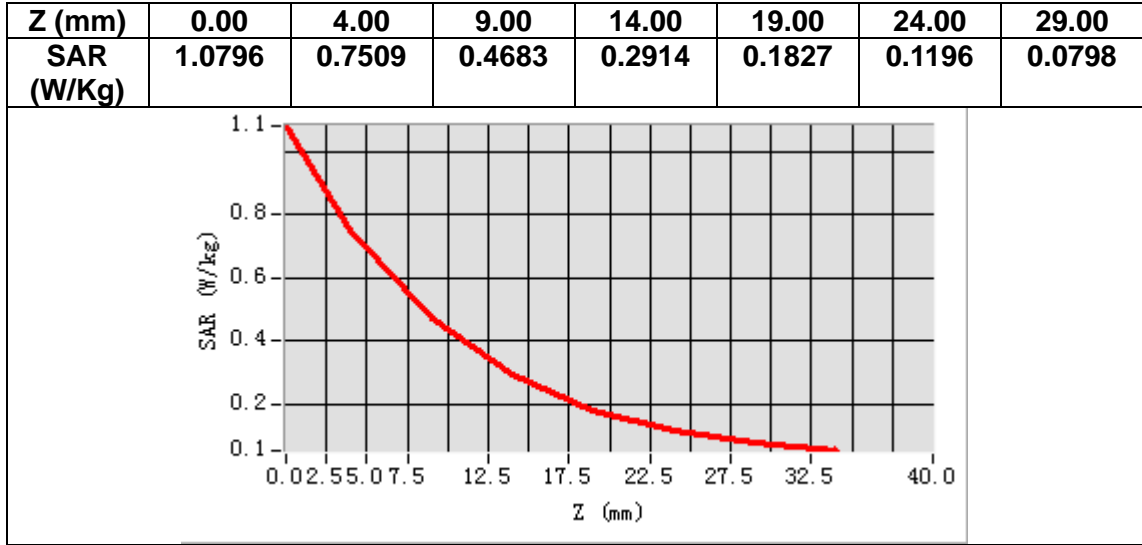
B. SAR Measurement Results

Frequency (MHz)	1732.500000
Relative permittivity (real part)	39.185535
Relative permittivity (imaginary part)	13.737249
Conductivity (S/m)	1.322210
Variation (%)	-2.640000



Maximum location: X=5.00, Y=-11.00
SAR Peak: 1.10 W/kg

SAR 10g (W/Kg)	0.393149
SAR 1g (W/Kg)	0.698978



MEASUREMENT 4

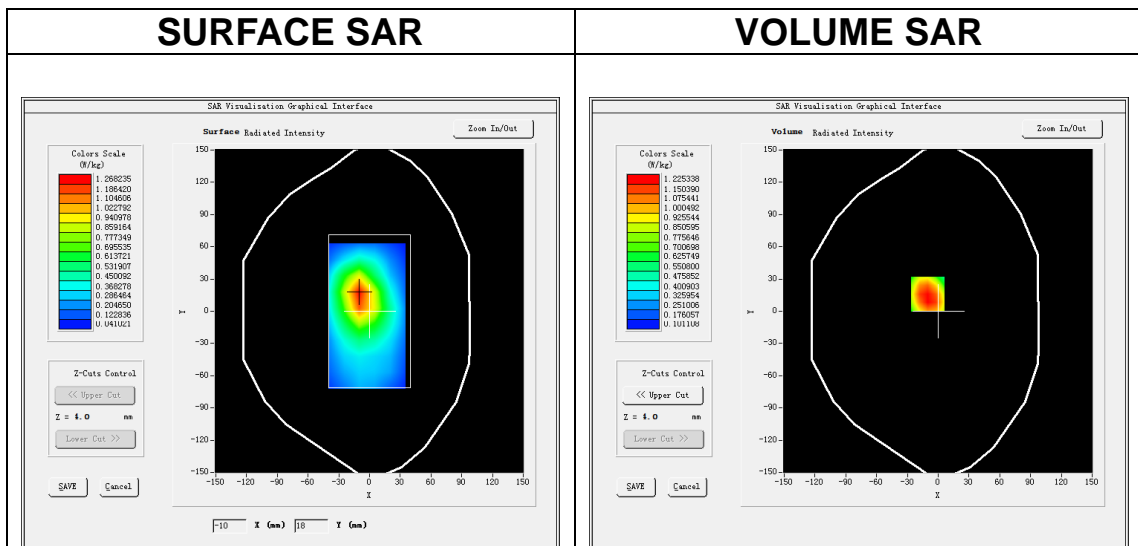
Date of measurement: 9/8/2022

A. Experimental conditions.

Area Scan	<u>dx=15mm dy=15mm, h= 5.00 mm</u>
ZoomScan	<u>5x5x7, dx=8mm dy=8mm dz=5mm</u>
Phantom	<u>Validation plane</u>
Device Position	<u>Body</u>
Band	<u>LTE band 5</u>
Channels	<u>High</u>
Signal	<u>LTE (Crest factor: 1.0)</u>
ConvF	<u>1.50</u>

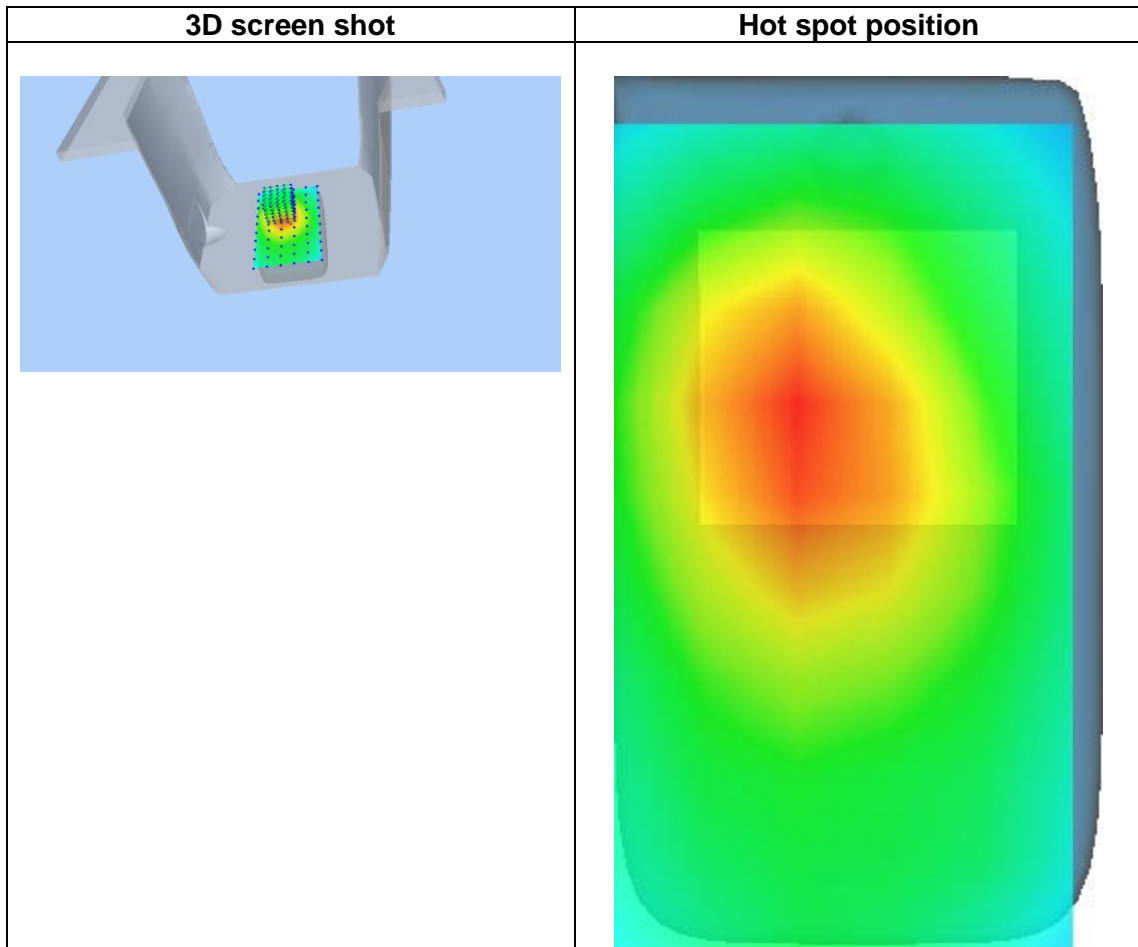
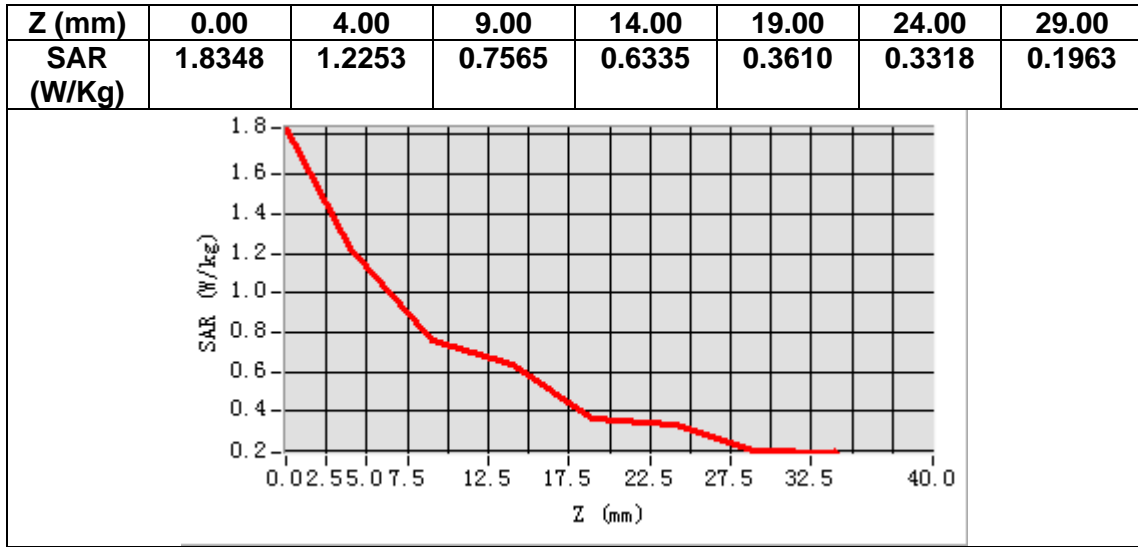
B. SAR Measurement Results

Frequency (MHz)	844.000000
Relative permittivity (real part)	41.583592
Relative permittivity (imaginary part)	19.776815
Conductivity (S/m)	0.927313
Variation (%)	0.600000



Maximum location: X=-10.00, Y=16.00
SAR Peak: 1.73 W/kg

SAR 10g (W/Kg)	0.803466
SAR 1g (W/Kg)	1.007270



MEASUREMENT 5

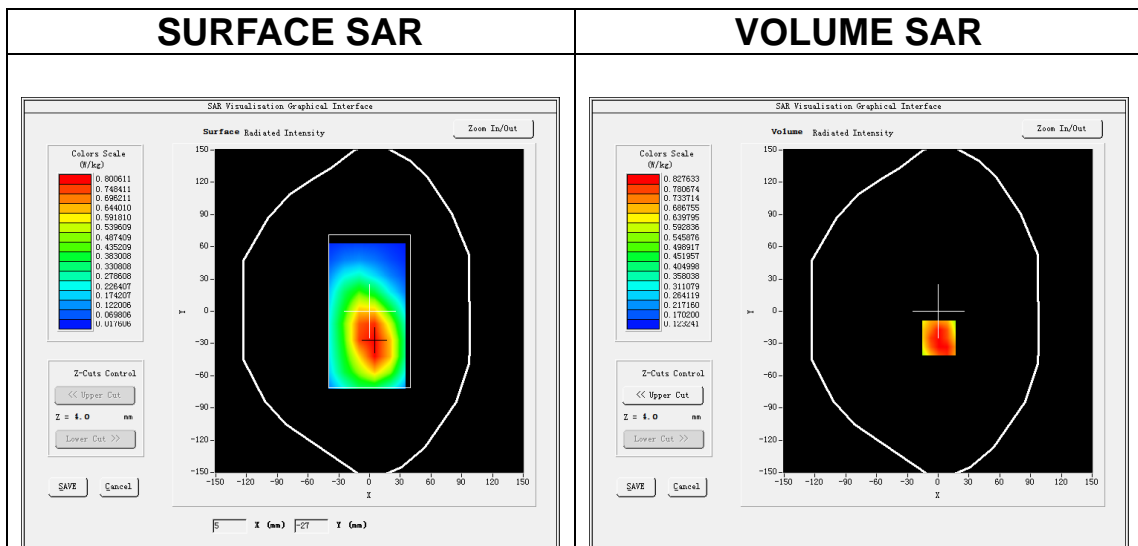
Date of measurement: 11/8/2022

A. Experimental conditions.

Area Scan	<u>dx=15mm dy=15mm, h= 5.00 mm</u>
ZoomScan	<u>5x5x7, dx=8mm dy=8mm dz=5mm</u>
Phantom	<u>Validation plane</u>
Device Position	<u>Body</u>
Band	<u>LTE band 12</u>
Channels	<u>Middle</u>
Signal	<u>LTE (Crest factor: 1.0)</u>
ConvF	<u>1.49</u>

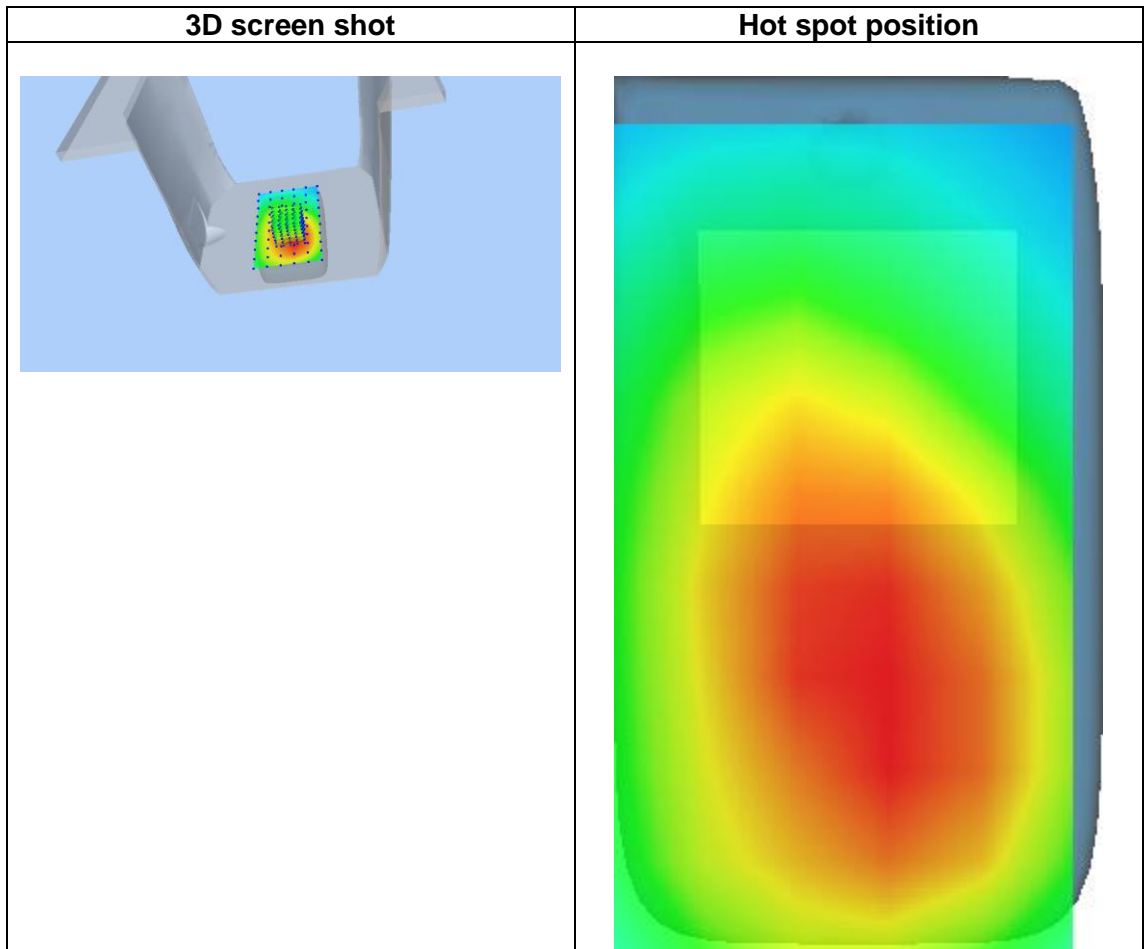
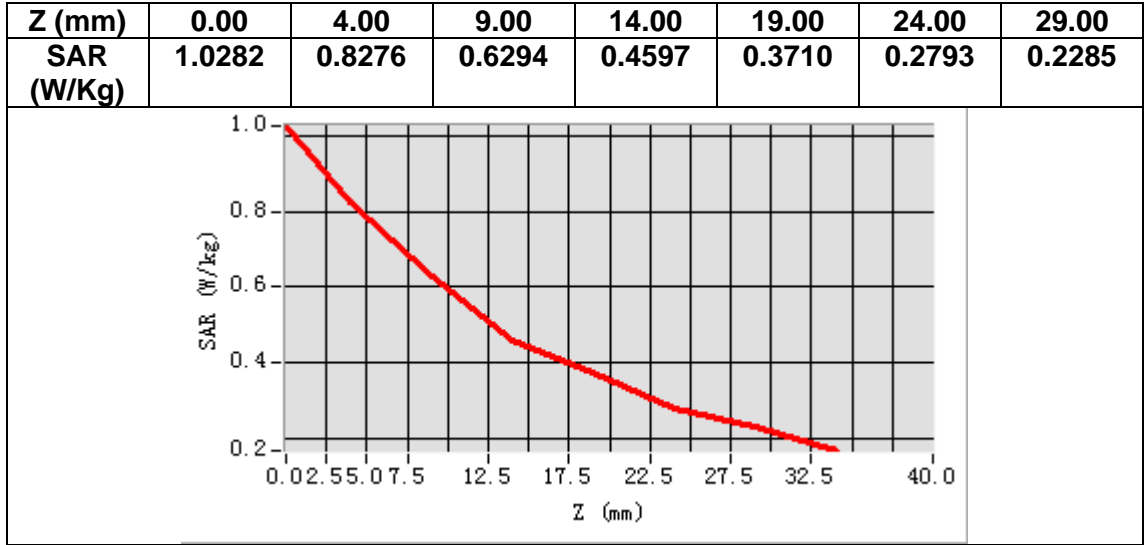
B. SAR Measurement Results

Frequency (MHz)	707.500000
Relative permittivity (real part)	40.772694
Relative permittivity (imaginary part)	21.637848
Conductivity (S/m)	0.850488
Variation (%)	-0.400000



Maximum location: X=1.00, Y=-25.00
SAR Peak: 1.14 W/kg

SAR 10g (W/Kg)	0.586604
SAR 1g (W/Kg)	0.815162



MEASUREMENT 6

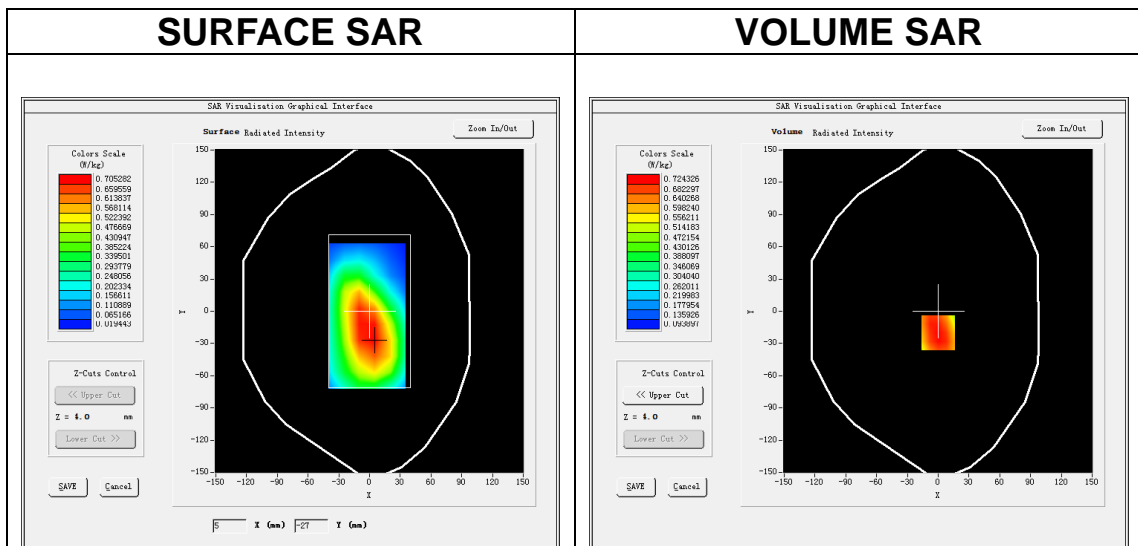
Date of measurement: 11/8/2022

A. Experimental conditions.

Area Scan	<u>dx=15mm dy=15mm, h= 5.00 mm</u>
ZoomScan	<u>5x5x7, dx=8mm dy=8mm dz=5mm</u>
Phantom	<u>Validation plane</u>
Device Position	<u>Body</u>
Band	<u>LTE band 13</u>
Channels	<u>Middle</u>
Signal	<u>LTE (Crest factor: 1.0)</u>
ConvF	<u>1.49</u>

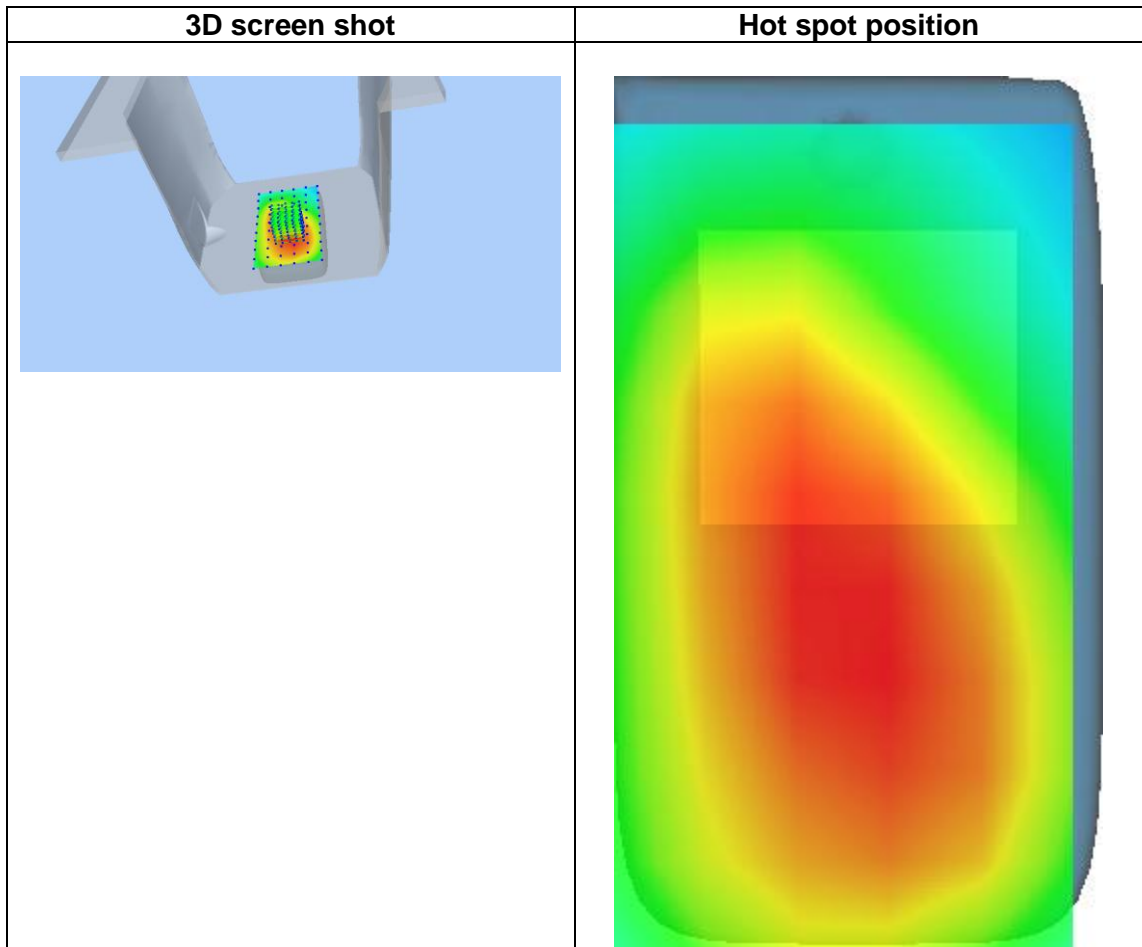
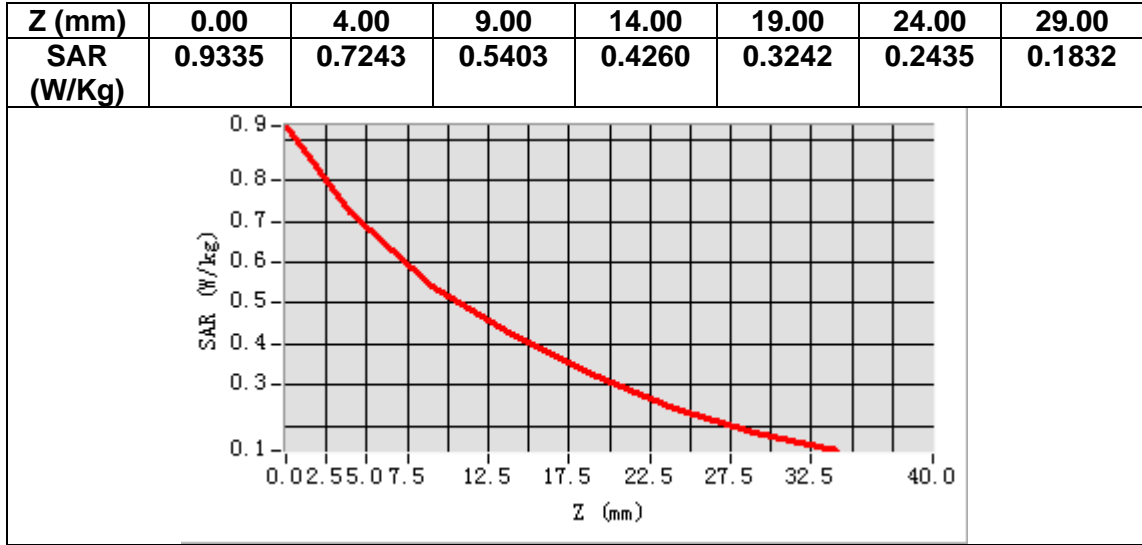
B. SAR Measurement Results

Frequency (MHz)	782.000000
Relative permittivity (real part)	39.885045
Relative permittivity (imaginary part)	20.895398
Conductivity (S/m)	0.907789
Variation (%)	-1.530000



Maximum location: X=0.00, Y=-20.00
SAR Peak: 0.94 W/kg

SAR 10g (W/Kg)	0.515735
SAR 1g (W/Kg)	0.711114



MEASUREMENT 7

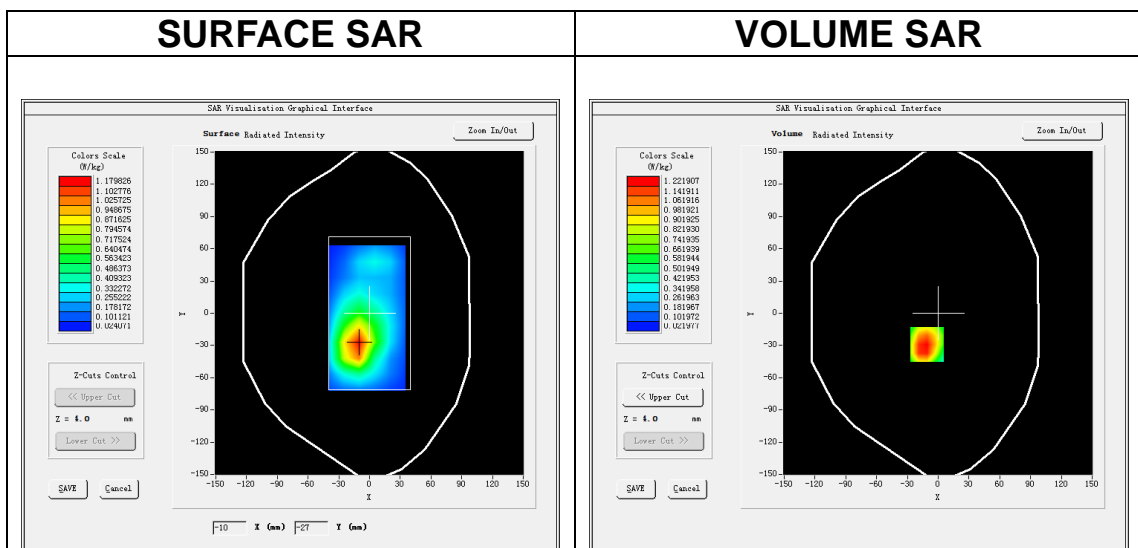
Date of measurement: 10/8/2022

A. Experimental conditions.

Area Scan	<u>dx=15mm dy=15mm, h= 5.00 mm</u>
ZoomScan	<u>5x5x7, dx=8mm dy=8mm dz=5mm</u>
Phantom	<u>Validation plane</u>
Device Position	<u>Body</u>
Band	<u>LTE band 25</u>
Channels	<u>High</u>
Signal	<u>LTE (Crest factor: 1.0)</u>
ConvF	<u>1.91</u>

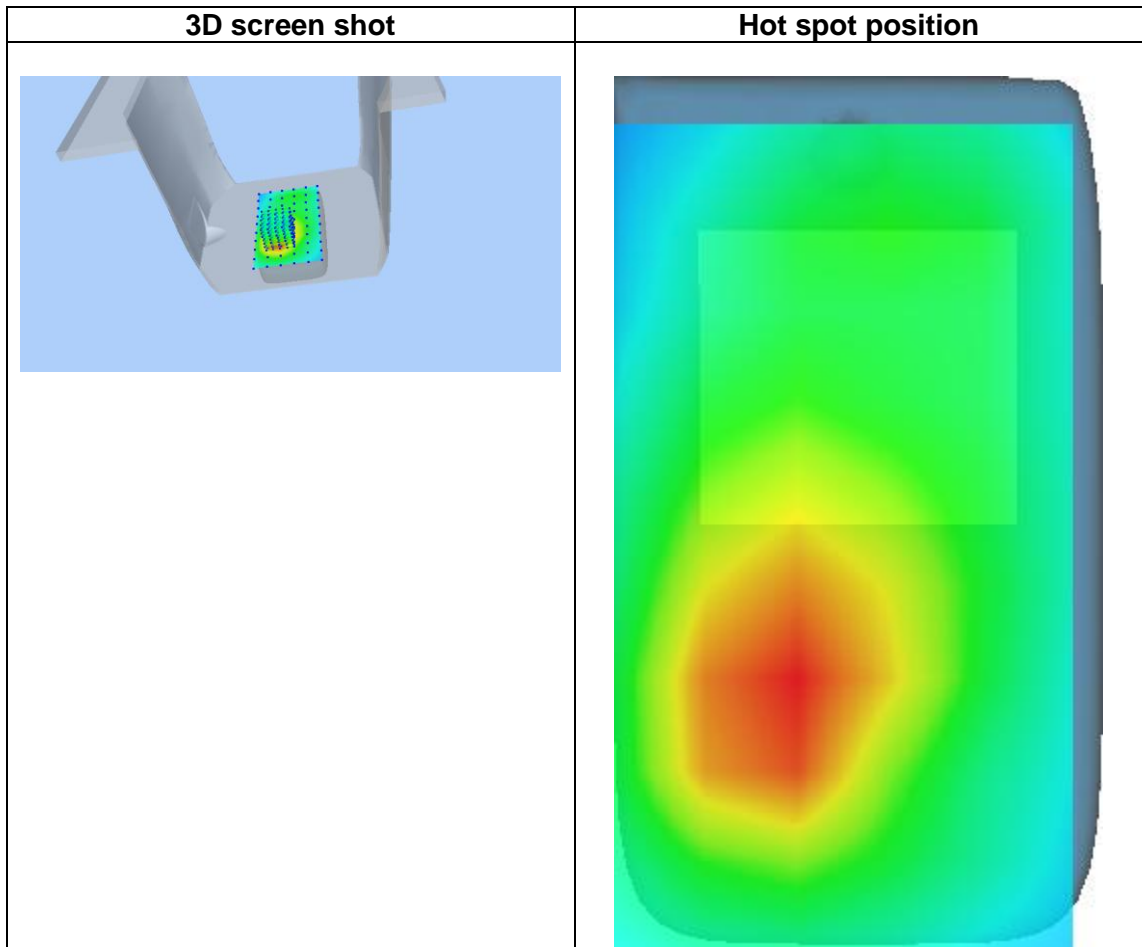
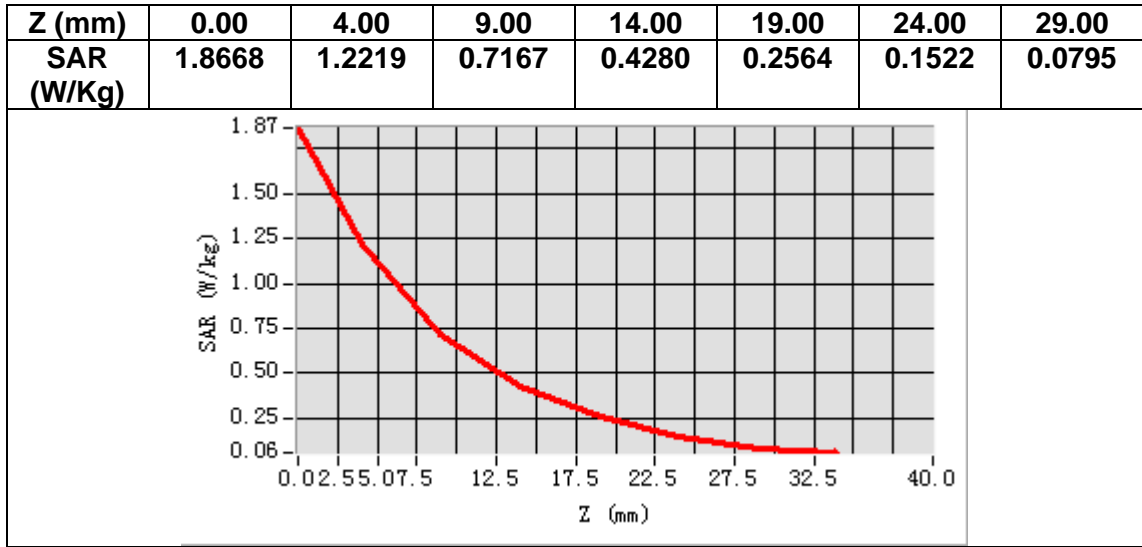
B. SAR Measurement Results

Frequency (MHz)	1905.000000
Relative permittivity (real part)	38.044952
Relative permittivity (imaginary part)	13.824897
Conductivity (S/m)	1.466975
Variation (%)	-0.460000



Maximum location: X=-11.00, Y=-29.00
SAR Peak: 1.96 W/kg

SAR 10g (W/Kg)	0.572620
SAR 1g (W/Kg)	0.886320



MEASUREMENT 8

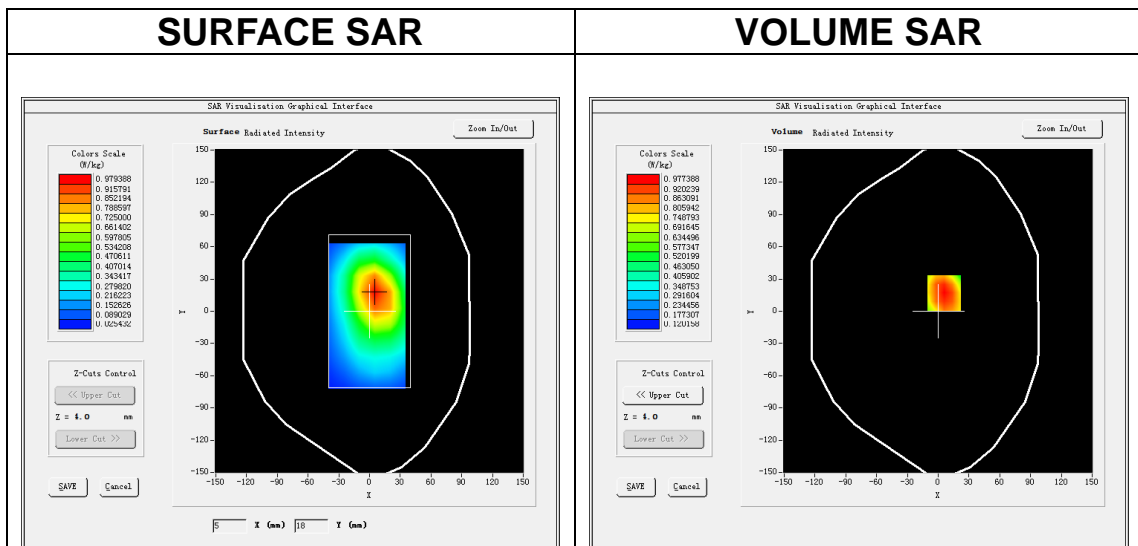
Date of measurement: 9/8/2022

A. Experimental conditions.

Area Scan	<u>dx=15mm dy=15mm, h= 5.00 mm</u>
ZoomScan	<u>5x5x7, dx=8mm dy=8mm dz=5mm</u>
Phantom	<u>Validation plane</u>
Device Position	<u>Body</u>
Band	<u>LTE band 26A</u>
Channels	<u>Middle</u>
Signal	<u>LTE (Crest factor: 1.0)</u>
ConvF	<u>1.50</u>

B. SAR Measurement Results

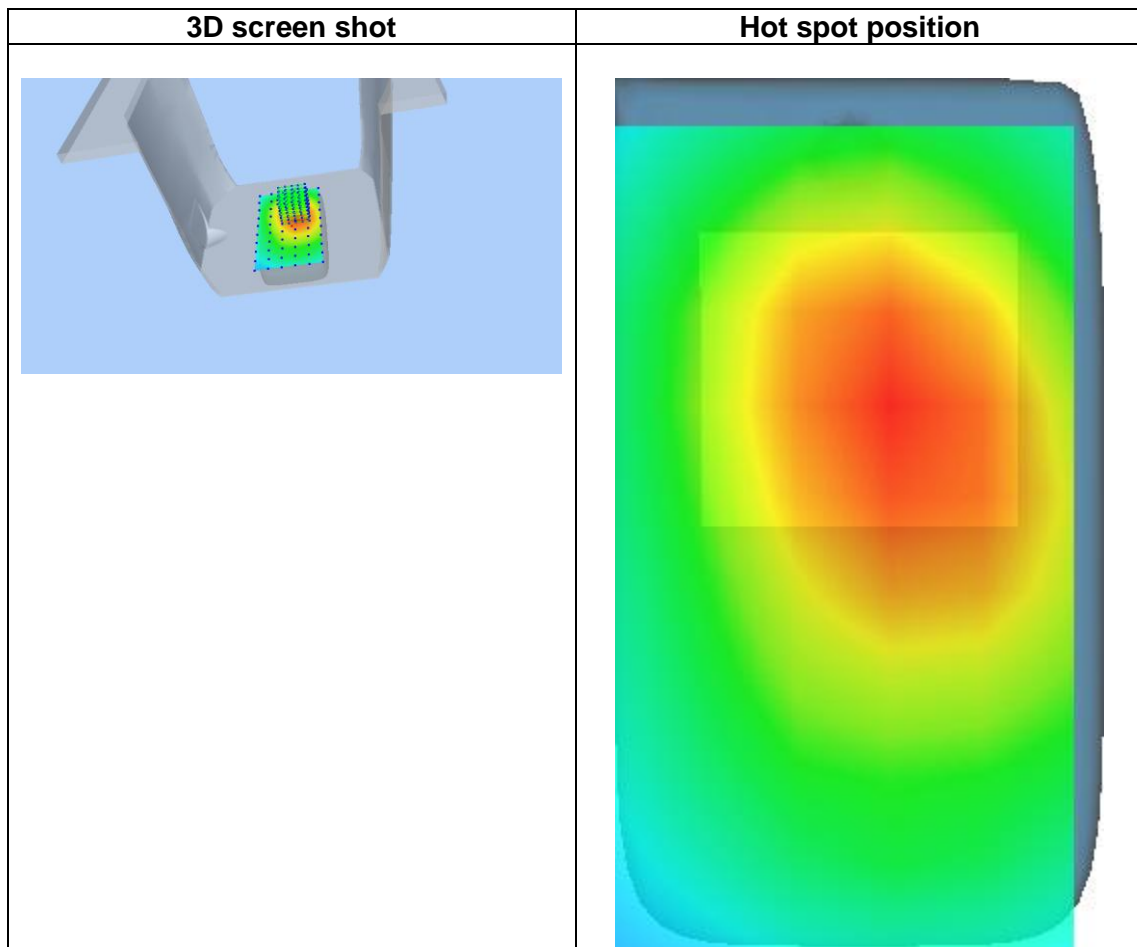
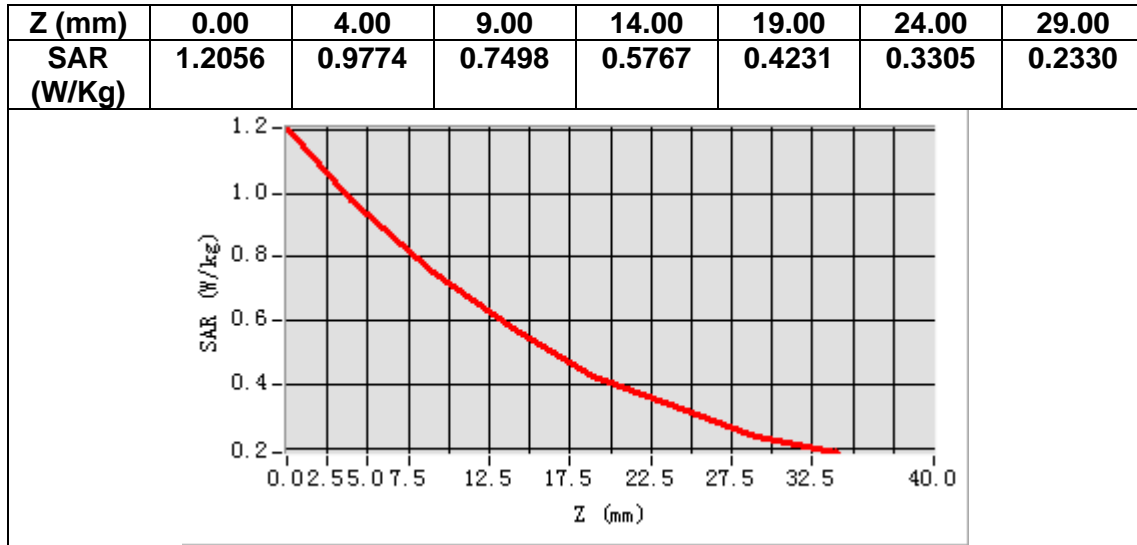
Frequency (MHz)	819.000000
Relative permittivity (real part)	41.920892
Relative permittivity (imaginary part)	19.700515
Conductivity (S/m)	0.896373
Variation (%)	-0.310000



Maximum location: X=6.00, Y=17.00

SAR Peak: 1.21 W/kg

SAR 10g (W/Kg)	0.679129
SAR 1g (W/Kg)	0.945158



MEASUREMENT 9

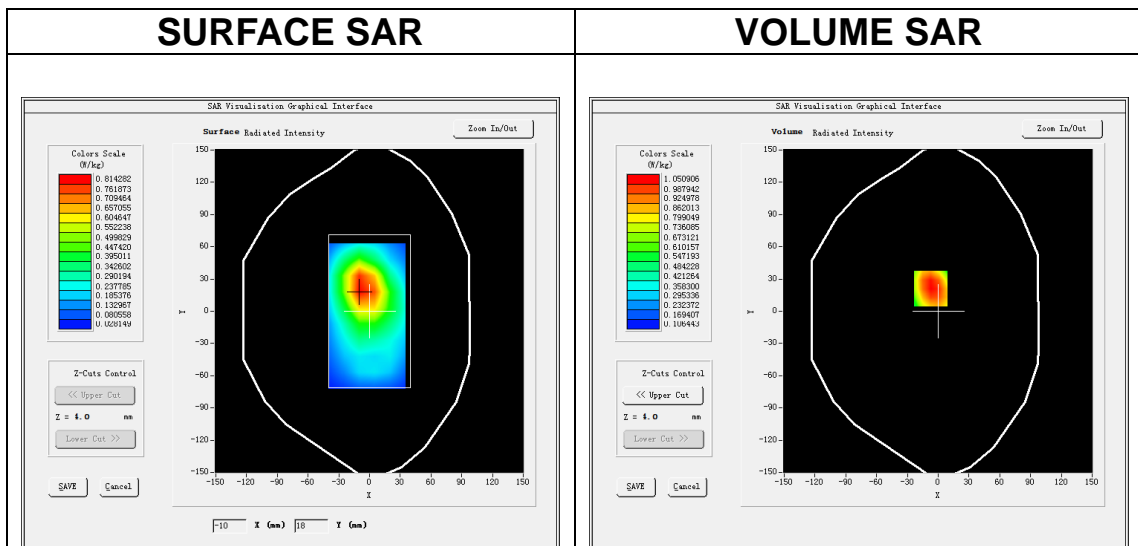
Date of measurement: 9/8/2022

A. Experimental conditions.

Area Scan	<u>dx=15mm dy=15mm, h= 5.00 mm</u>
ZoomScan	<u>5x5x7, dx=8mm dy=8mm dz=5mm</u>
Phantom	<u>Validation plane</u>
Device Position	<u>Body</u>
Band	<u>LTE band 26B</u>
Channels	<u>Middle</u>
Signal	<u>LTE (Crest factor: 1.0)</u>
ConvF	<u>1.50</u>

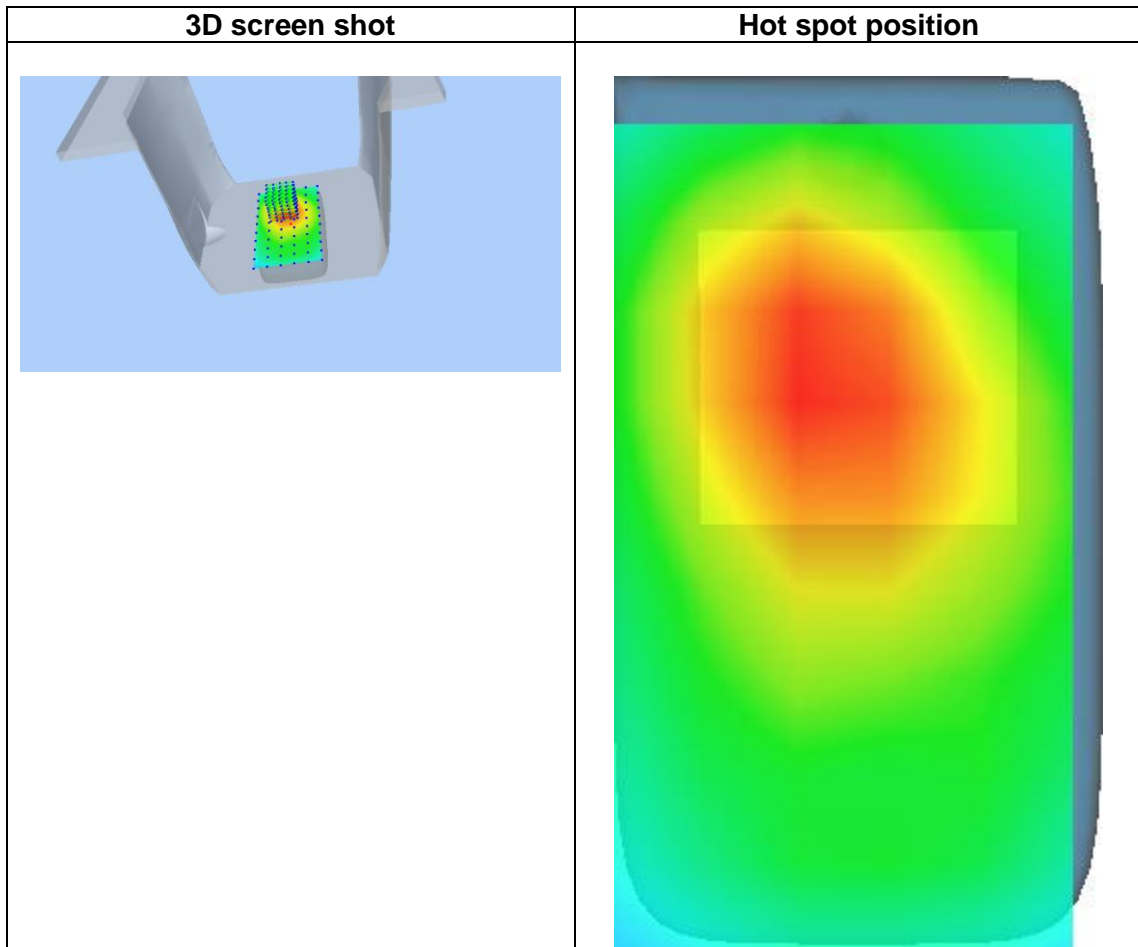
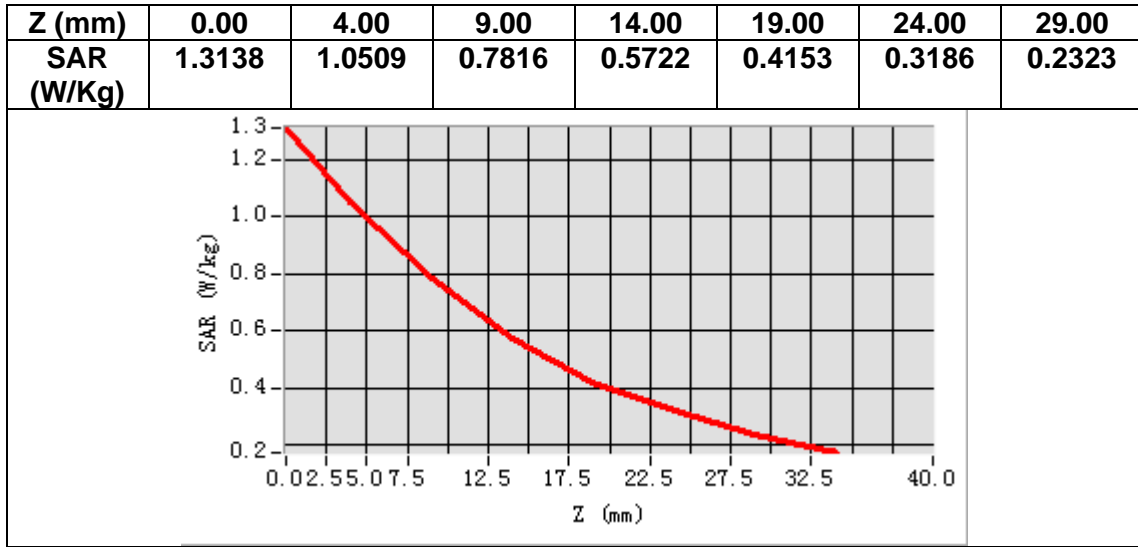
B. SAR Measurement Results

Frequency (MHz)	836.500000
Relative permittivity (real part)	41.641292
Relative permittivity (imaginary part)	19.723415
Conductivity (S/m)	0.916591
Variation (%)	1.780000



Maximum location: X=-7.00, Y=21.00
SAR Peak: 1.46 W/kg

SAR 10g (W/Kg)	0.708105
SAR 1g (W/Kg)	1.040367



MEASUREMENT 10

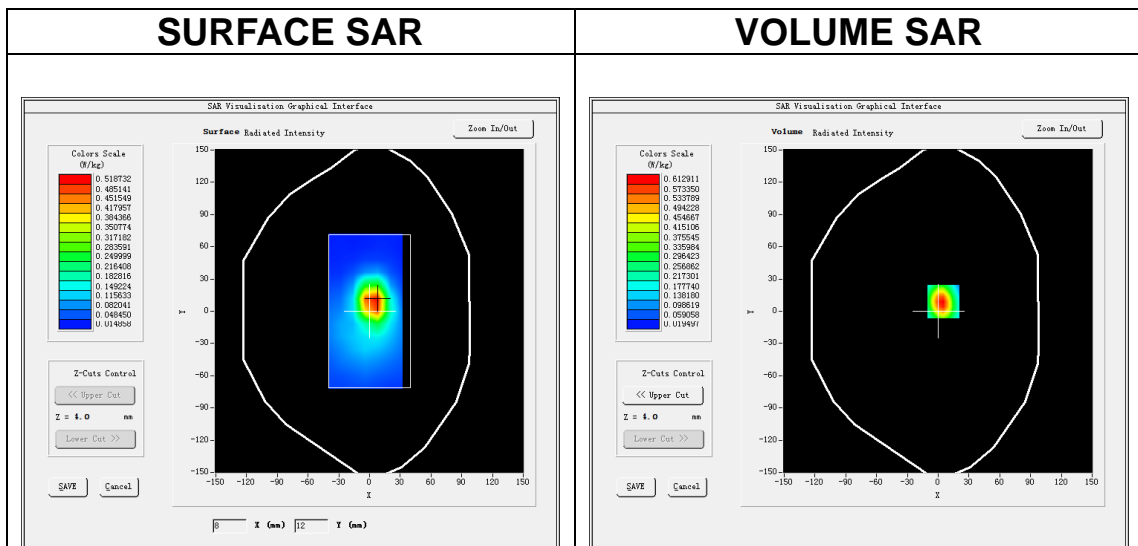
Date of measurement: 17/8/2022

A. Experimental conditions.

Area Scan	<u>dx=12mm dy=12mm, h= 5.00 mm</u>
ZoomScan	<u>7x7x7, dx=5mm dy=5mm dz=5mm</u>
Phantom	<u>Validation plane</u>
Device Position	<u>Body</u>
Band	<u>LTE band 41</u>
Channels	<u>Middle</u>
Signal	<u>LTE (Crest factor: 1.6)</u>
ConvF	<u>1.87</u>

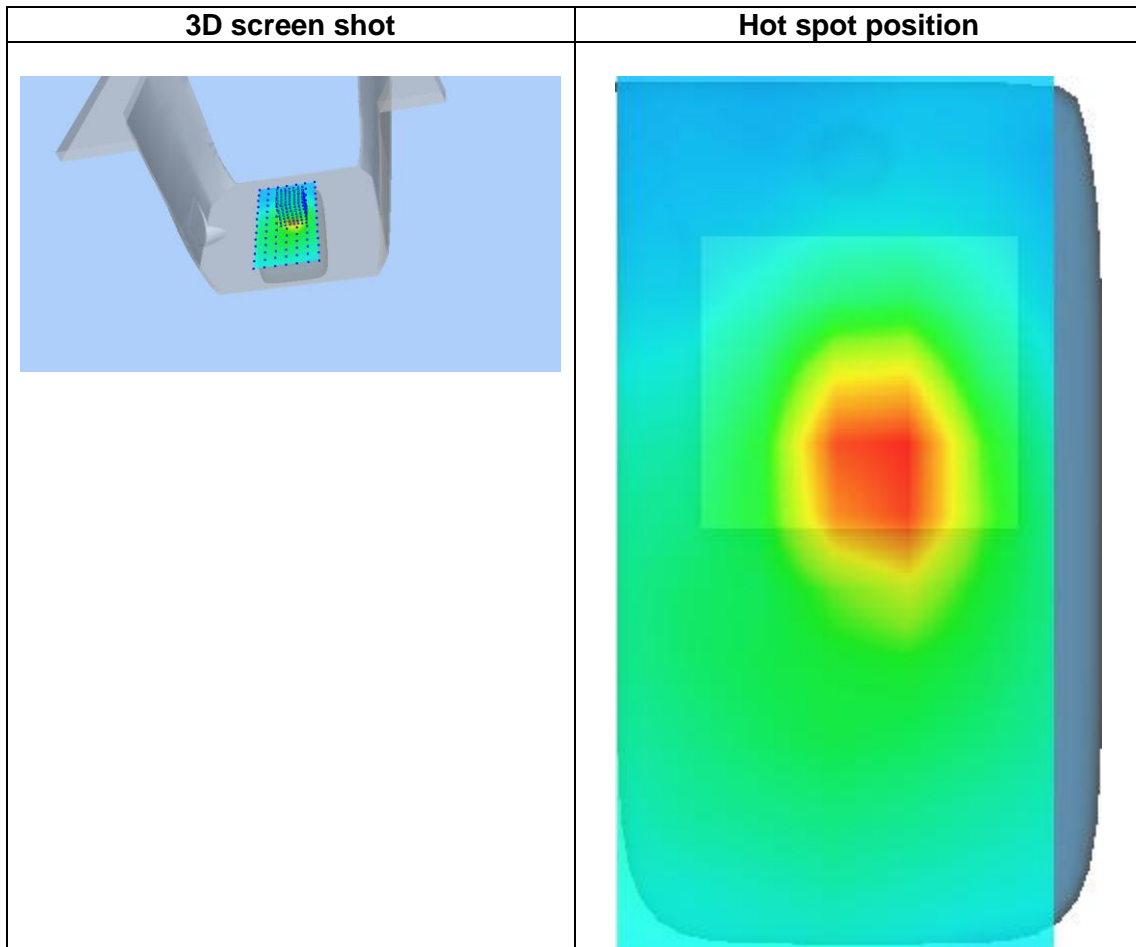
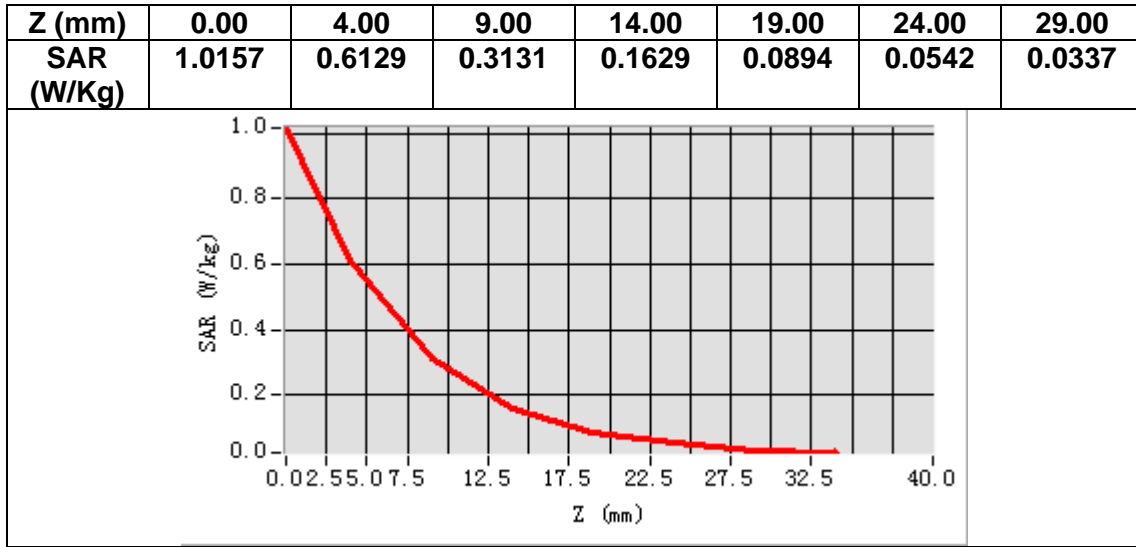
B. SAR Measurement Results

Frequency (MHz)	2593.000000
Relative permittivity (real part)	37.700432
Relative permittivity (imaginary part)	13.218411
Conductivity (S/m)	1.904186
Variation (%)	-2.100000



Maximum location: X=5.00, Y=9.00
SAR Peak: 1.03 W/kg

SAR 10g (W/Kg)	0.275651
SAR 1g (W/Kg)	0.569531



MEASUREMENT 11

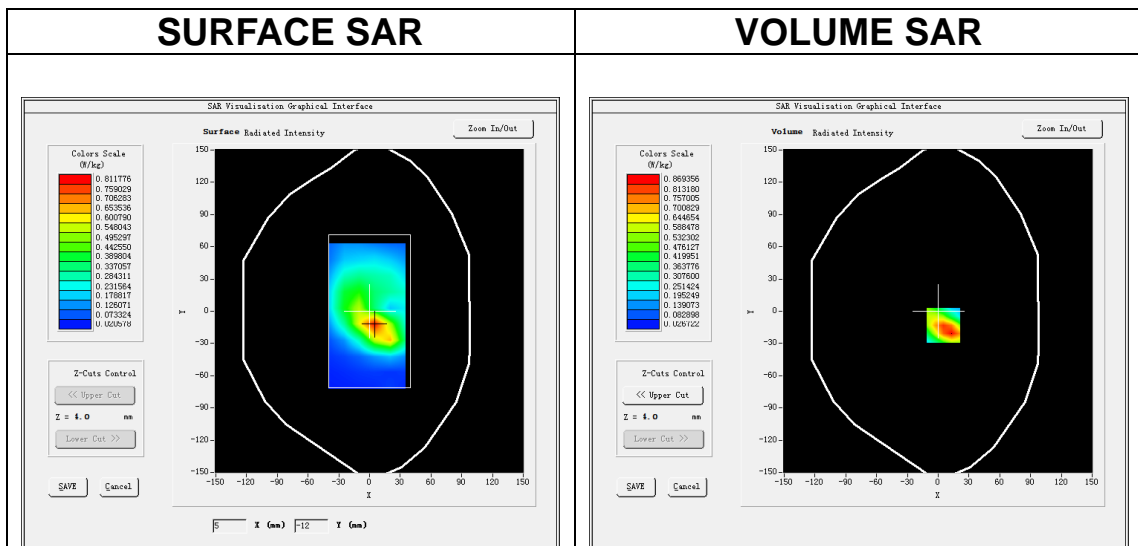
Date of measurement: 18/8/2022

A. Experimental conditions.

Area Scan	<u>dx=15mm dy=15mm, h= 5.00 mm</u>
ZoomScan	<u>5x5x7, dx=8mm dy=8mm dz=5mm</u>
Phantom	<u>Validation plane</u>
Device Position	<u>Body</u>
Band	<u>LTE band 66</u>
Channels	<u>Middle</u>
Signal	<u>LTE (Crest factor: 1.0)</u>
ConvF	<u>1.73</u>

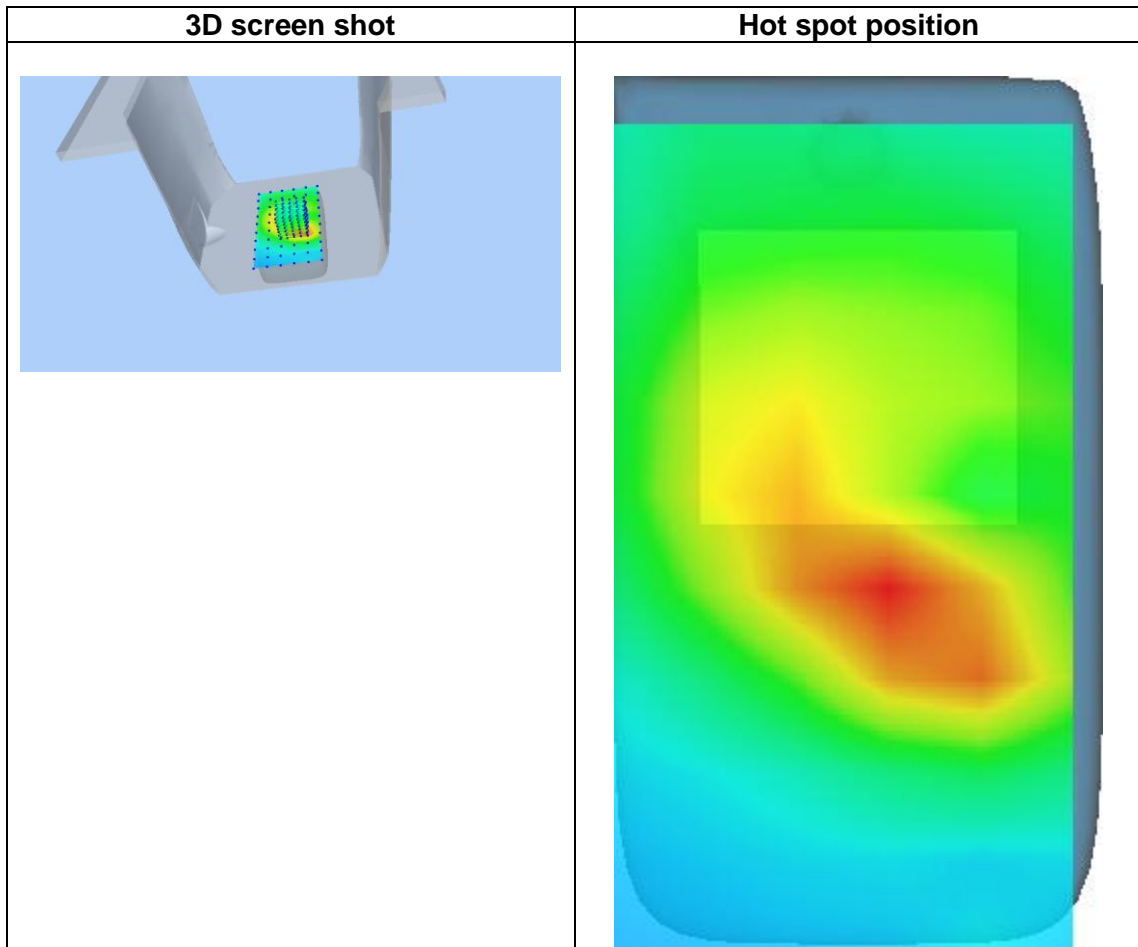
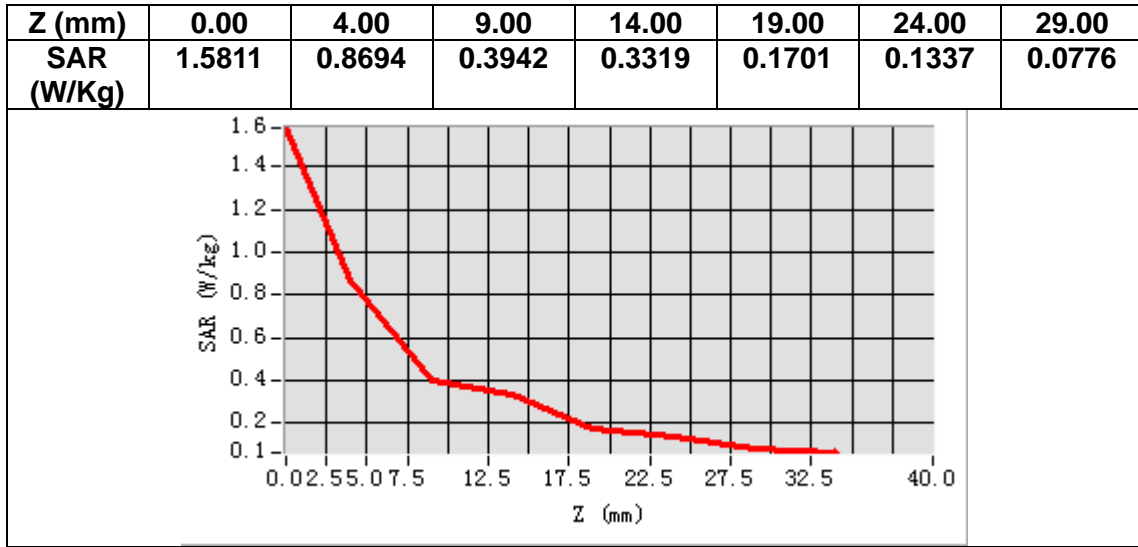
B. SAR Measurement Results

Frequency (MHz)	1745.000000
Relative permittivity (real part)	39.113735
Relative permittivity (imaginary part)	13.734799
Conductivity (S/m)	1.331512
Variation (%)	-2.450000



Maximum location: X=5.00, Y=-13.00
SAR Peak: 1.34 W/kg

SAR 10g (W/Kg)	0.453503
SAR 1g (W/Kg)	0.828364



MEASUREMENT 12

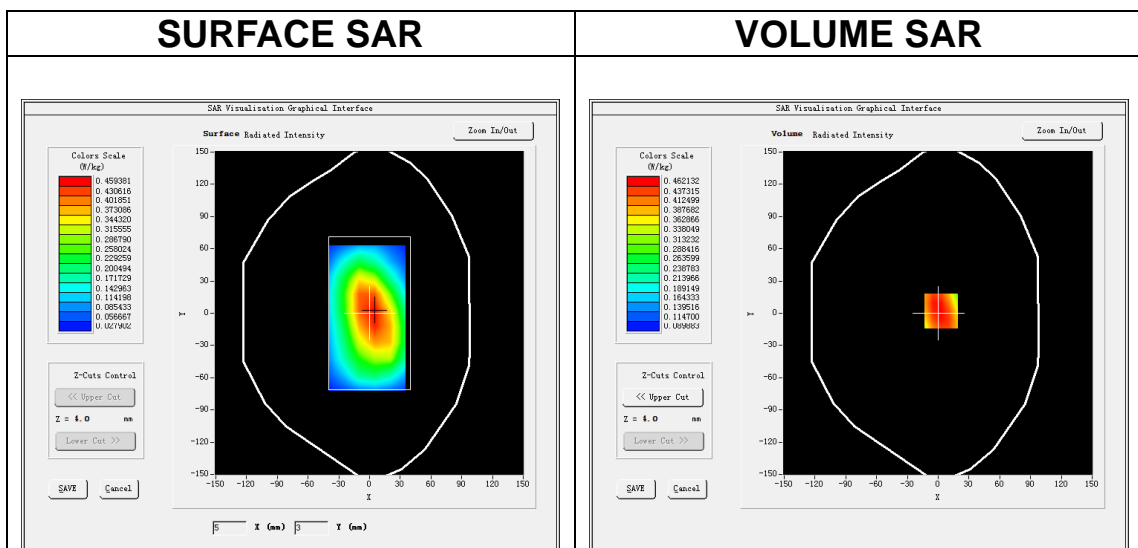
Date of measurement: 11/8/2022

A. Experimental conditions.

Area Scan	<u>dx=15mm dy=15mm, h= 5.00 mm</u>
ZoomScan	<u>5x5x7, dx=8mm dy=8mm dz=5mm</u>
Phantom	<u>Validation plane</u>
Device Position	<u>Body</u>
Band	<u>LTE band 71</u>
Channels	<u>Middle</u>
Signal	<u>LTE (Crest factor: 1.0)</u>
ConvF	<u>1.49</u>

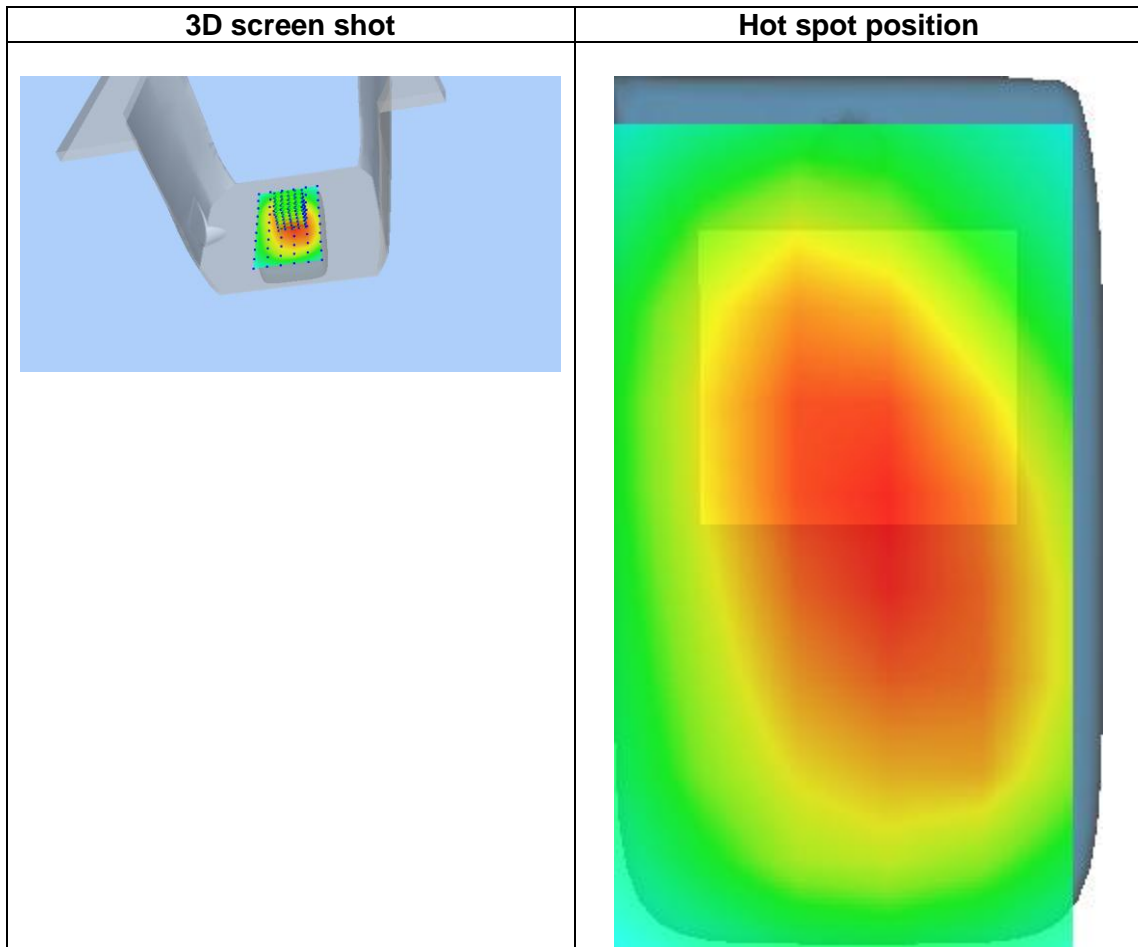
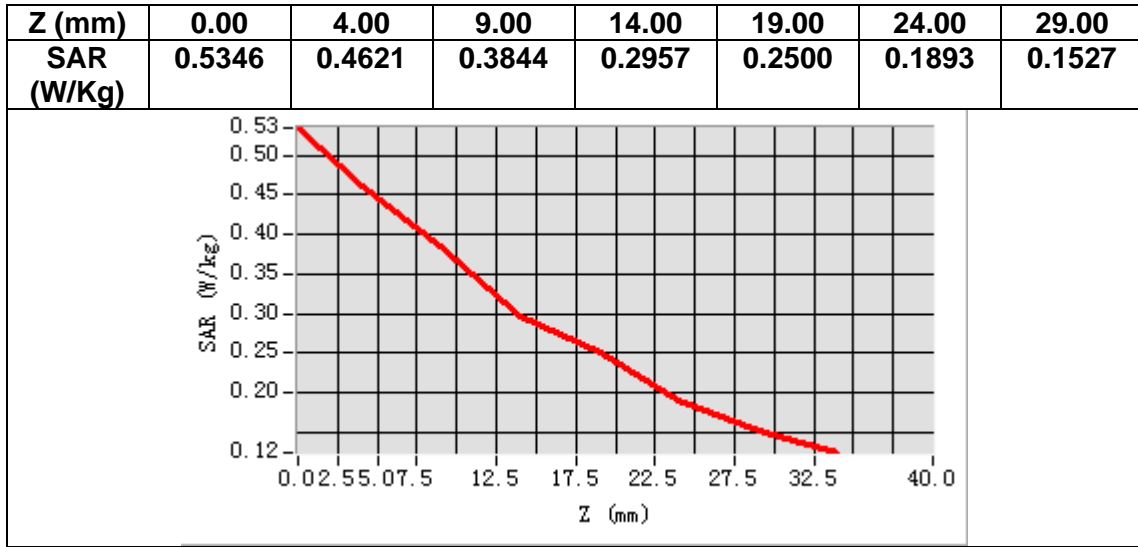
B. SAR Measurement Results

Frequency (MHz)	683.000000
Relative permittivity (real part)	41.070744
Relative permittivity (imaginary part)	22.380598
Conductivity (S/m)	0.849219
Variation (%)	-0.890000



Maximum location: X=3.00, Y=2.00
SAR Peak: 0.55 W/kg

SAR 10g (W/Kg)	0.343146
SAR 1g (W/Kg)	0.446592



MEASUREMENT 13

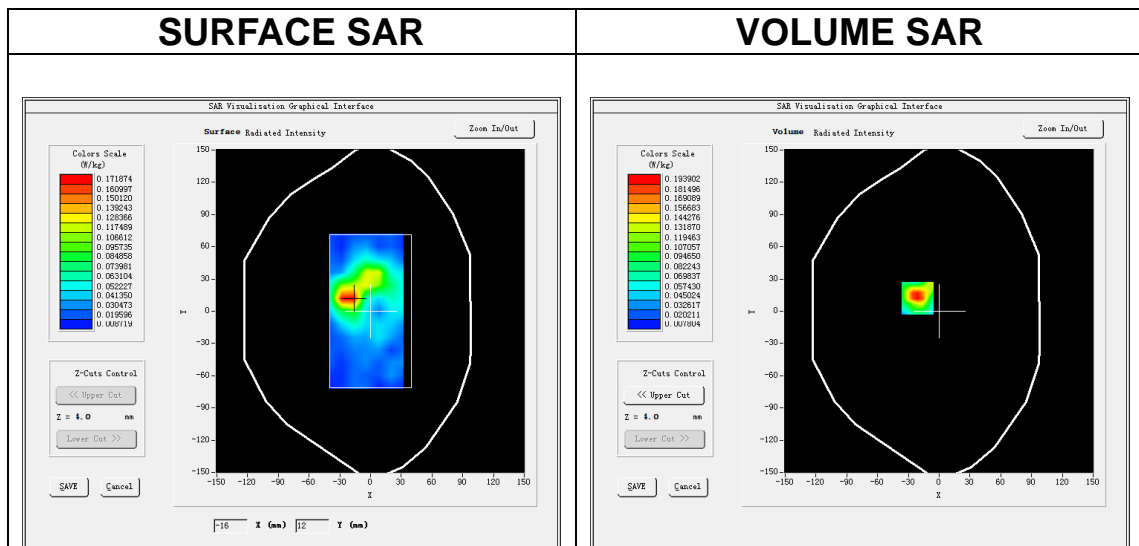
Date of measurement: 18/8/2022

A. Experimental conditions.

Area Scan	<u>dx=12mm dy=12mm, h= 5.00 mm</u>
ZoomScan	<u>7x7x7, dx=5mm dy=5mm dz=5mm</u>
Phantom	<u>Validation plane</u>
Device Position	<u>Body</u>
Band	<u>IEEE 802.11n ISM</u>
Channels	<u>High</u>
Signal	<u>IEEE802.11n (Crest factor: 1.0)</u>
ConvF	<u>1.98</u>

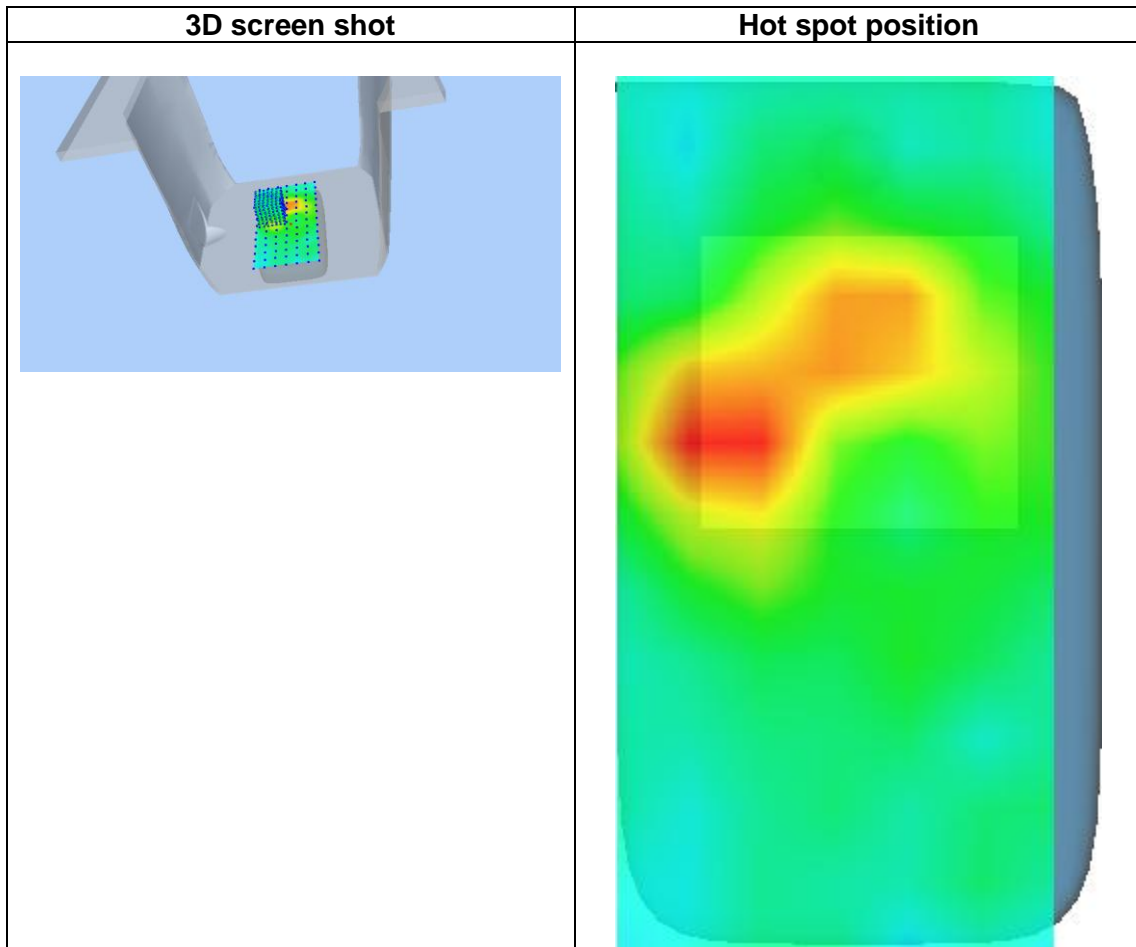
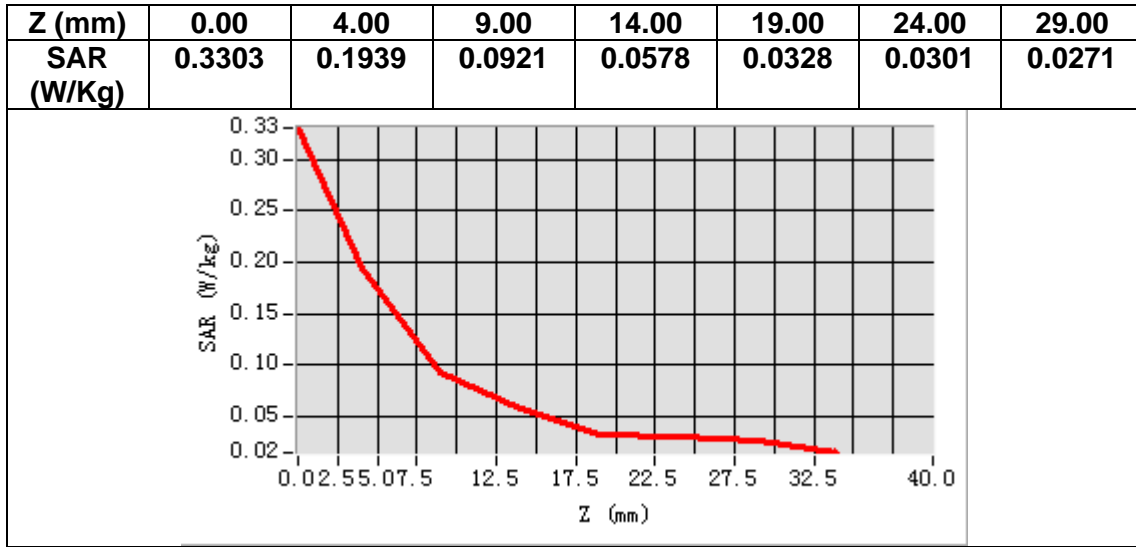
B. SAR Measurement Results

Frequency (MHz)	2452.000000
Relative permittivity (real part)	37.680195
Relative permittivity (imaginary part)	13.047908
Conductivity (S/m)	1.777415
Variation (%)	0.850000



Maximum location: X=-21.00, Y=12.00
SAR Peak: 0.36 W/kg

SAR 10g (W/Kg)	0.085707
SAR 1g (W/Kg)	0.183507



MEASUREMENT 14

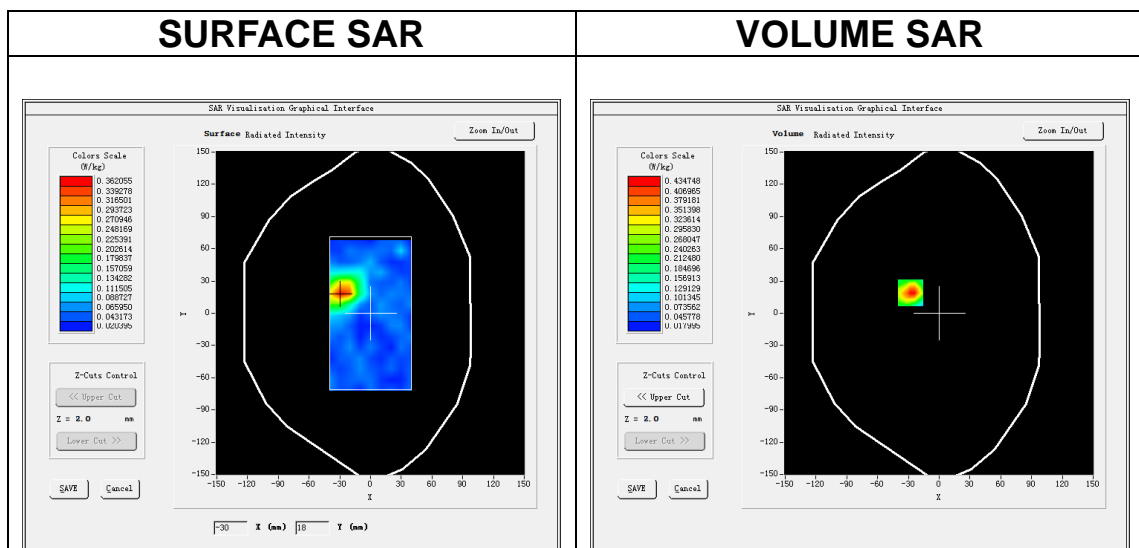
Date of measurement: 16/8/2022

A. Experimental conditions.

Area Scan	<u>dx=10mm dy=10mm, h= 2.00 mm</u>
ZoomScan	<u>7x7x12,dx=4mm dy=4mm dz=2mm</u>
Phantom	<u>Validation plane</u>
Device Position	<u>Body</u>
Band	<u>IEEE 802.11n U-NII</u>
Channels	<u>High</u>
Signal	<u>IEEE802.11n (Crest factor: 1.0)</u>
ConvF	<u>1.80</u>

B. SAR Measurement Results

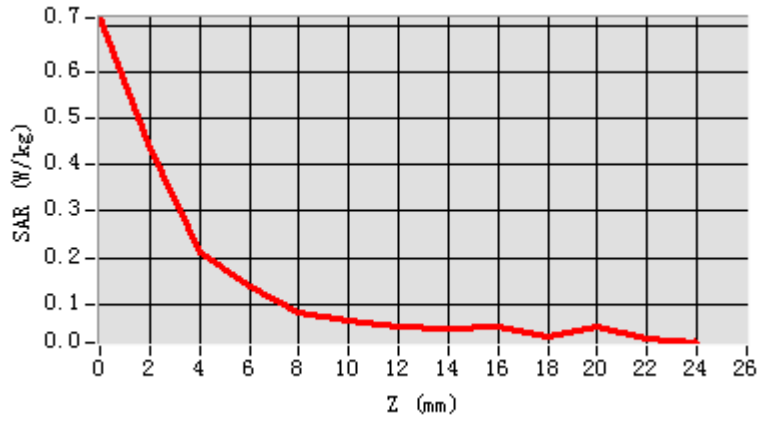
Frequency (MHz)	5230.000000
Relative permittivity (real part)	35.405291
Relative permittivity (imaginary part)	15.803852
Conductivity (S/m)	4.591897
Variation (%)	3.780000



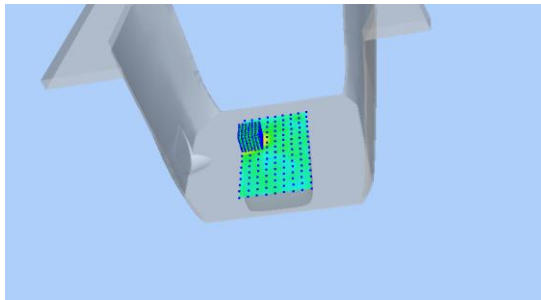
Maximum location: X=-28.00, Y=19.00
SAR Peak: 0.75 W/kg

SAR 10g (W/Kg)	0.119013
SAR 1g (W/Kg)	0.260296

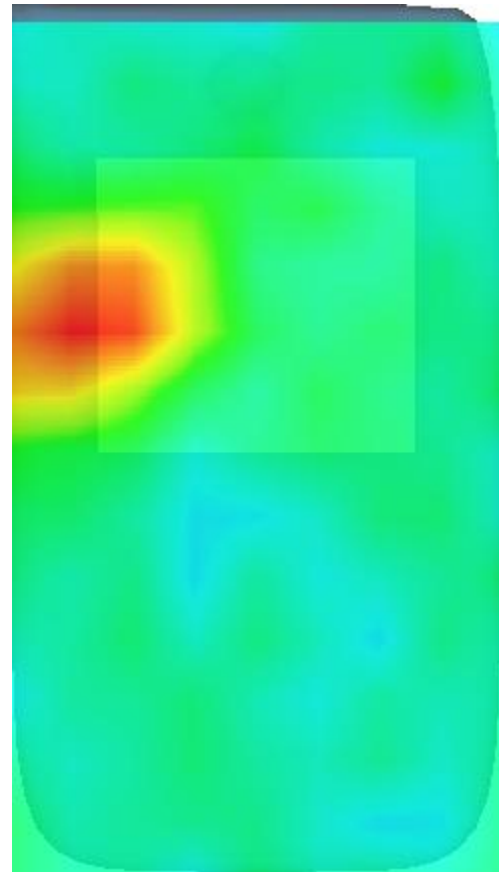
Z (m m)	0.00	2.00	4.00	6.00	8.00	10.00	12.00	14.00	16.00	18.00	20.00	22.00
SAR (W/Kg)	0.7153	0.4347	0.2135	0.1402	0.0837	0.0674	0.0509	0.0483	0.0536	0.0328	0.0528	0.0264



3D screen shot



Hot spot position



MEASUREMENT 15

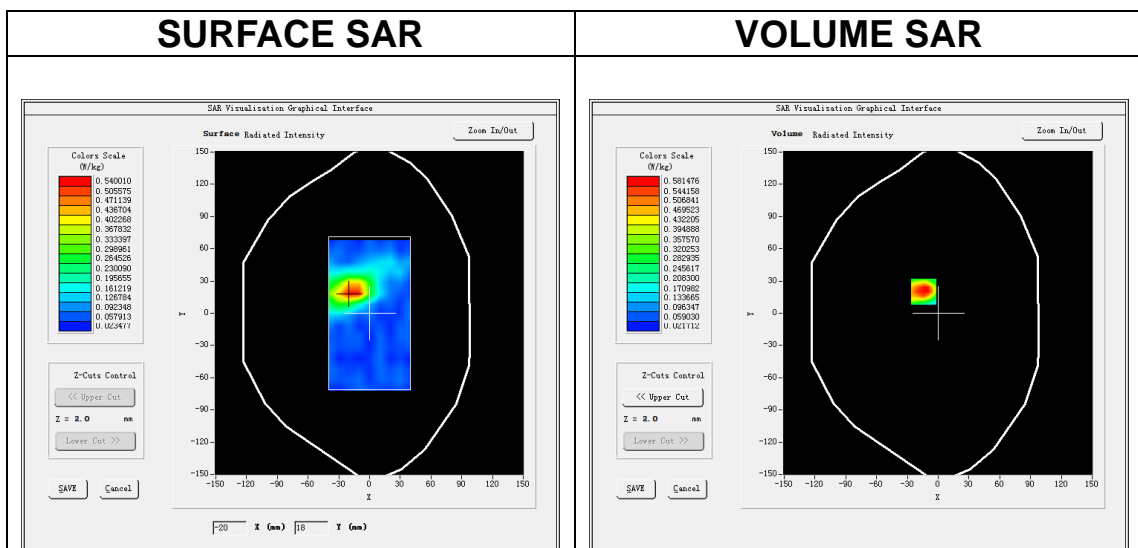
Date of measurement: 12/8/2022

A. Experimental conditions.

Area Scan	<u>dx=10mm dy=10mm, h= 2.00 mm</u>
ZoomScan	<u>7x7x12,dx=4mm dy=4mm dz=2mm</u>
Phantom	<u>Validation plane</u>
Device Position	<u>Body</u>
Band	<u>IEEE 802.11ac U-NII</u>
Channels	<u>Middle</u>
Signal	<u>IEEE802.ac (Crest factor: 1.0)</u>
ConvF	<u>2.07</u>

B. SAR Measurement Results

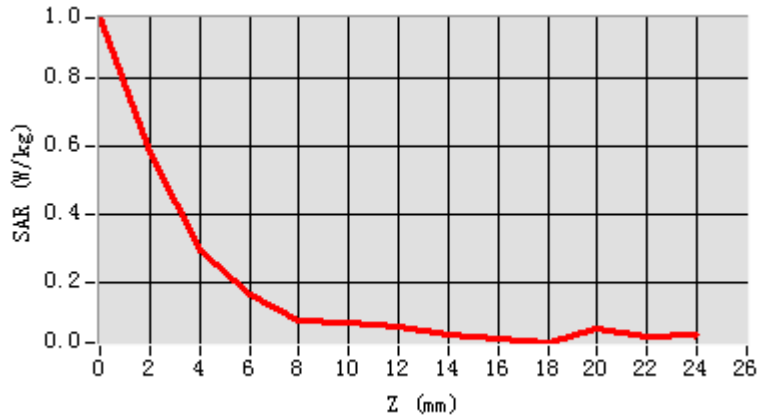
Frequency (MHz)	5775.000000
Relative permittivity (real part)	34.473793
Relative permittivity (imaginary part)	16.066617
Conductivity (S/m)	5.154706
Variation (%)	0.750000

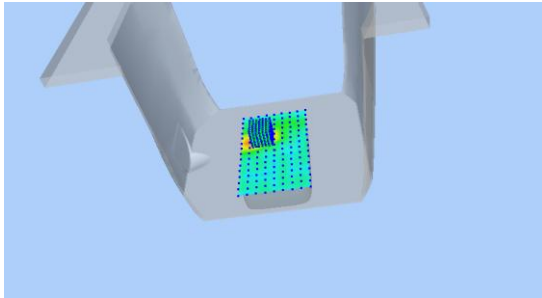
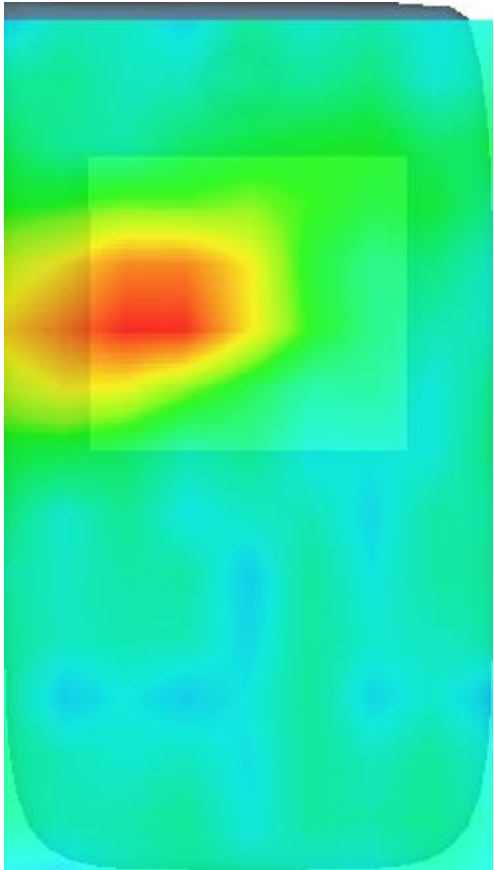


Maximum location: X=-14.00, Y=20.00
SAR Peak: 1.07 W/kg

SAR 10g (W/Kg)	0.159184
SAR 1g (W/Kg)	0.411786

Z (m m)	0.00	2.00	4.00	6.00	8.00	10.00	12.00	14.00	16.00	18.00	20.00	22.00
SAR (W/Kg)	0.9766	0.5815	0.2925	0.1670	0.0917	0.0818	0.0729	0.0497	0.0363	0.0253	0.0665	0.0434



3D screen shot	Hot spot position
	

MEASUREMENT 16

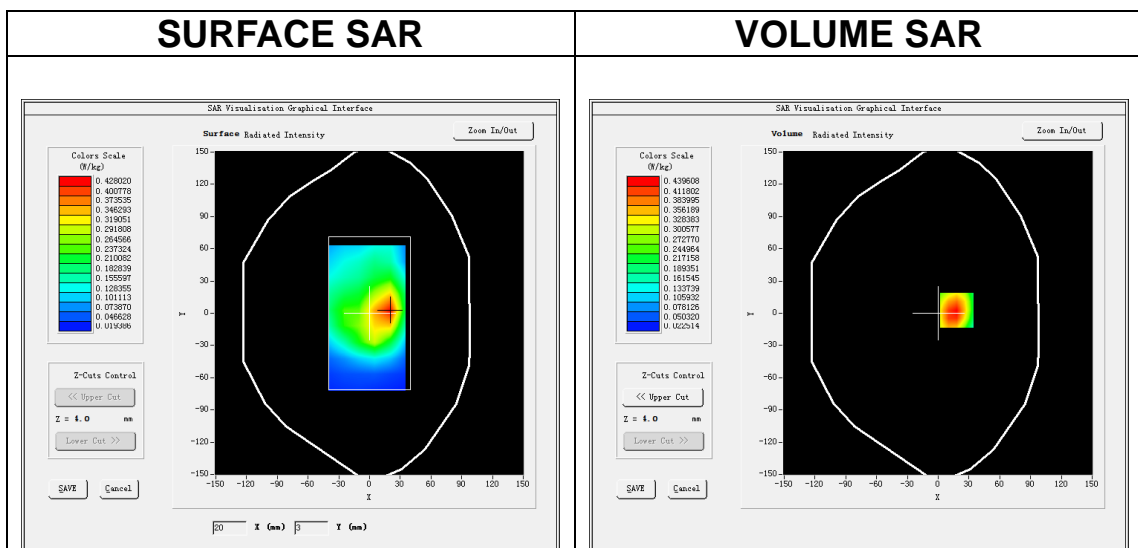
Date of measurement: 10/8/2022

A. Experimental conditions.

Area Scan	<u>dx=15mm dy=15mm, h= 5.00 mm</u>
ZoomScan	<u>5x5x7, dx=8mm dy=8mm dz=5mm</u>
Phantom	<u>Validation plane</u>
Device Position	<u>Body</u>
Band	<u>LTE band 2</u>
Channels	<u>Middle</u>
Signal	<u>LTE (Crest factor: 1.0)</u>
ConvF	<u>1.91</u>

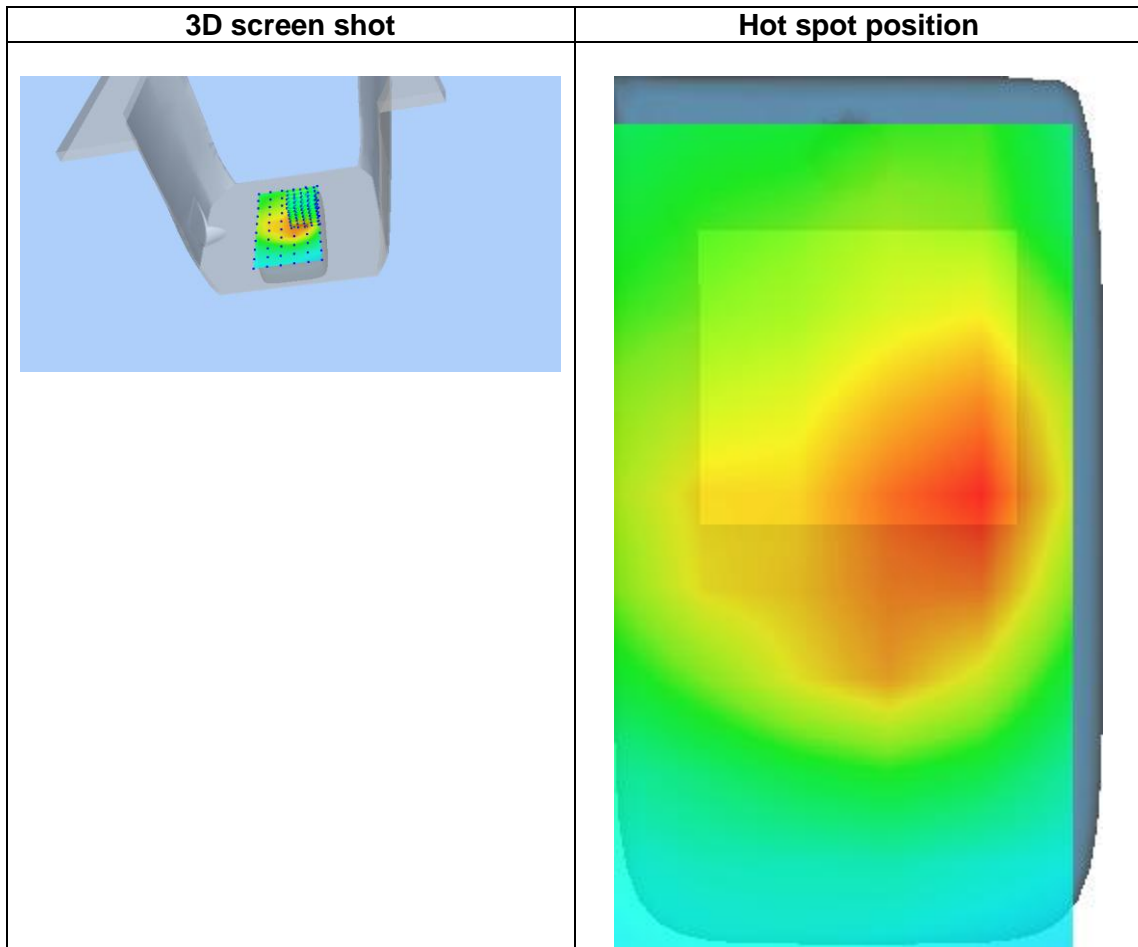
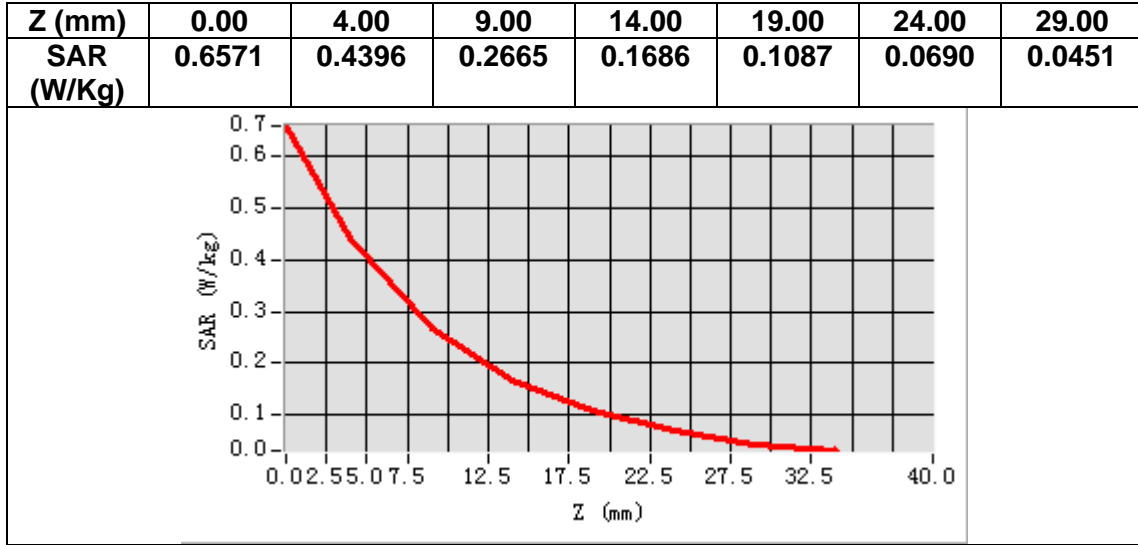
B. SAR Measurement Results

Frequency (MHz)	1880.000000
Relative permittivity (real part)	38.163551
Relative permittivity (imaginary part)	13.904097
Conductivity (S/m)	1.452206
Variation (%)	-1.390000



Maximum location: X=18.00, Y=3.00
SAR Peak: 0.66 W/kg

SAR 10g (W/Kg)	0.252799
SAR 1g (W/Kg)	0.439195



MEASUREMENT 17

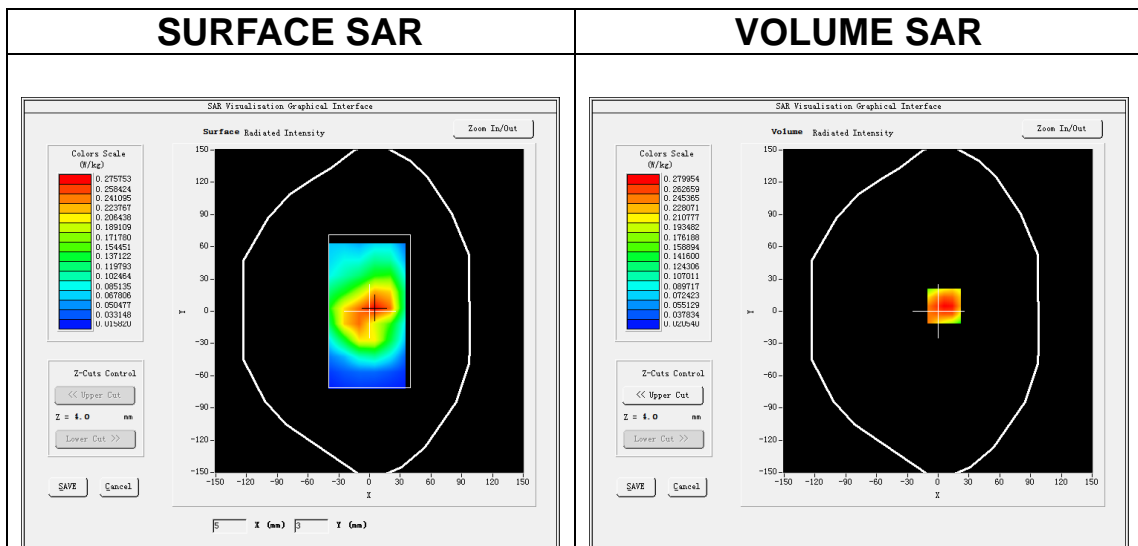
Date of measurement: 18/8/2022

A. Experimental conditions.

Area Scan	<u>dx=15mm dy=15mm, h= 5.00 mm</u>
ZoomScan	<u>5x5x7, dx=8mm dy=8mm dz=5mm</u>
Phantom	<u>Validation plane</u>
Device Position	<u>Body</u>
Band	<u>LTE band 4</u>
Channels	<u>Middle</u>
Signal	<u>LTE (Crest factor: 1.0)</u>
ConvF	<u>1.73</u>

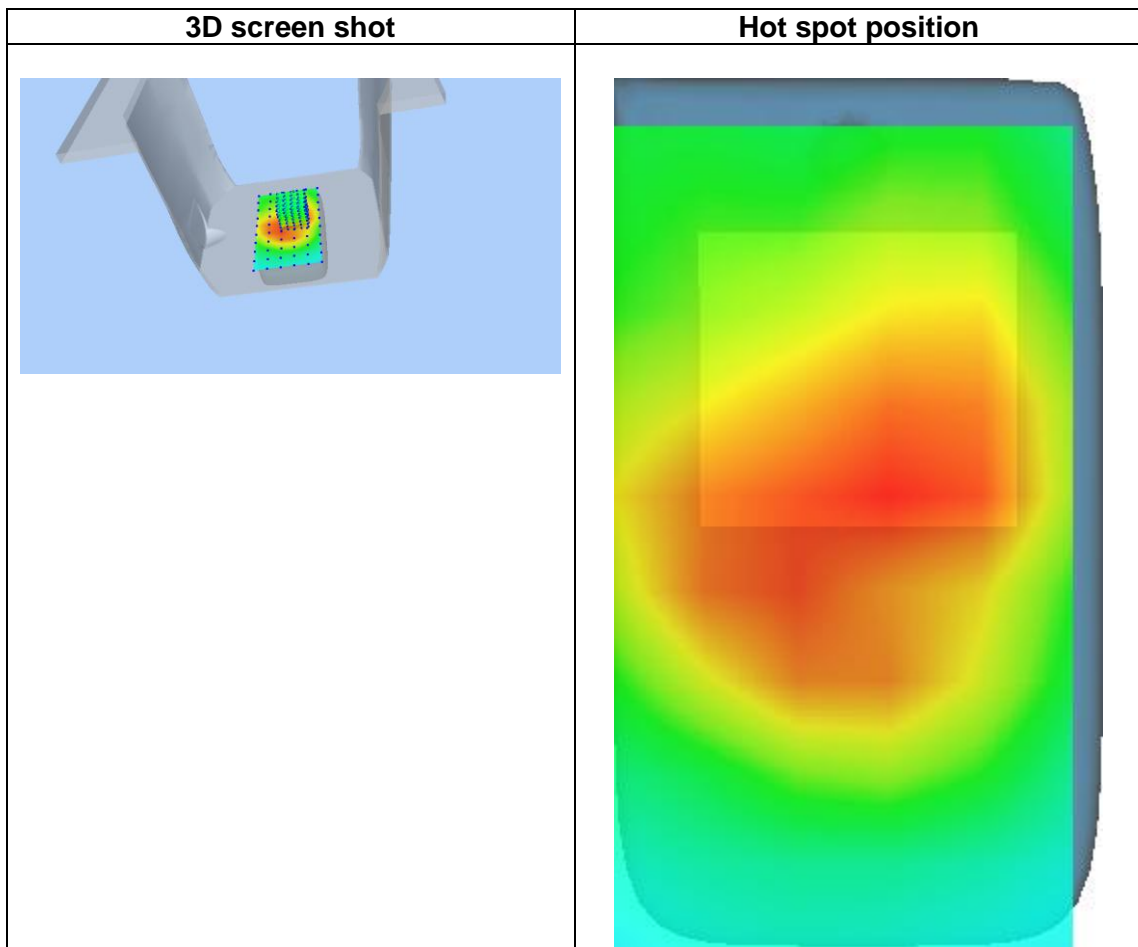
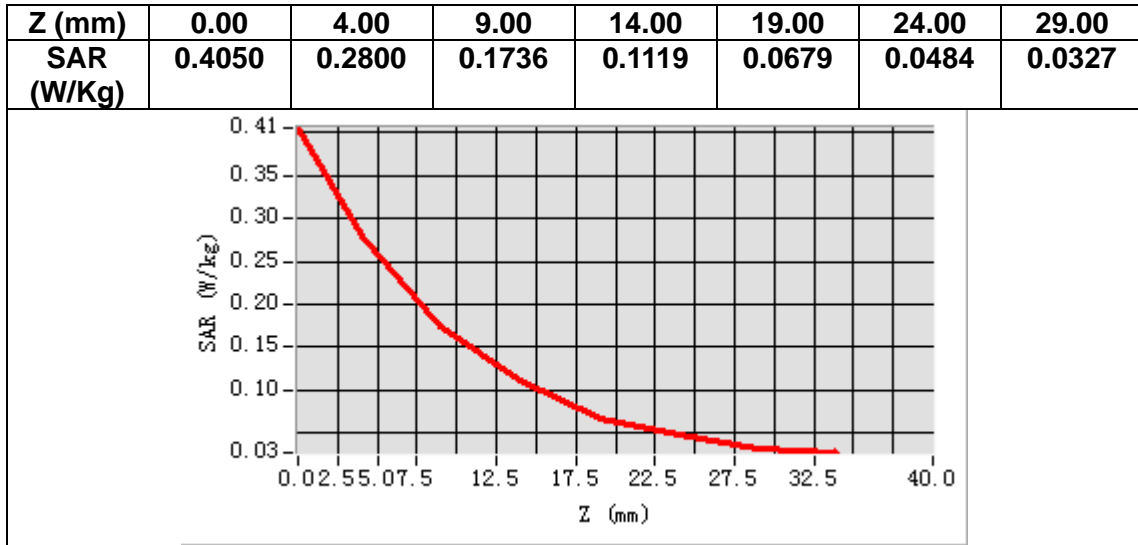
B. SAR Measurement Results

Frequency (MHz)	1732.500000
Relative permittivity (real part)	39.185535
Relative permittivity (imaginary part)	13.737249
Conductivity (S/m)	1.322210
Variation (%)	-0.900000



Maximum location: X=6.00, Y=5.00
SAR Peak: 0.41 W/kg

SAR 10g (W/Kg)	0.166493
SAR 1g (W/Kg)	0.270108



MEASUREMENT 18

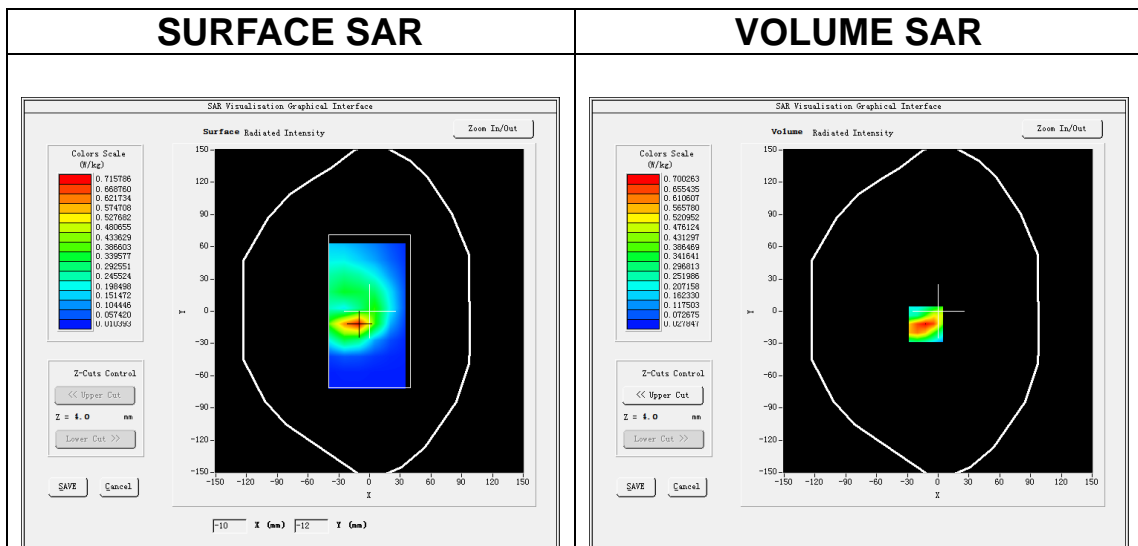
Date of measurement: 7/4/2022

A. Experimental conditions.

Area Scan	<u>dx=15mm dy=15mm, h= 5.00 mm</u>
ZoomScan	<u>5x5x7, dx=8mm dy=8mm dz=5mm</u>
Phantom	<u>Validation plane</u>
Device Position	<u>Body</u>
Band	<u>LTE band 5</u>
Channels	<u>Middle</u>
Signal	<u>LTE (Crest factor: 1.0)</u>
ConvF	<u>1.50</u>

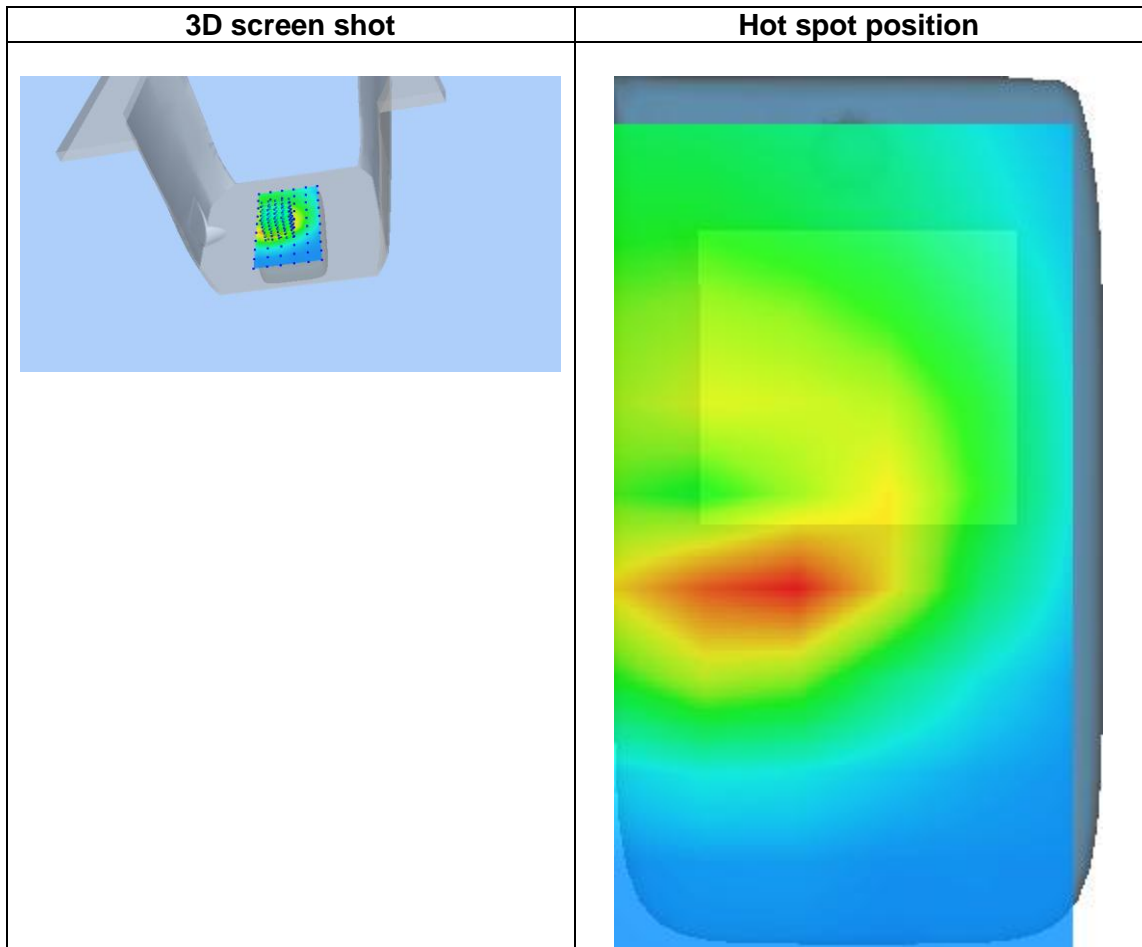
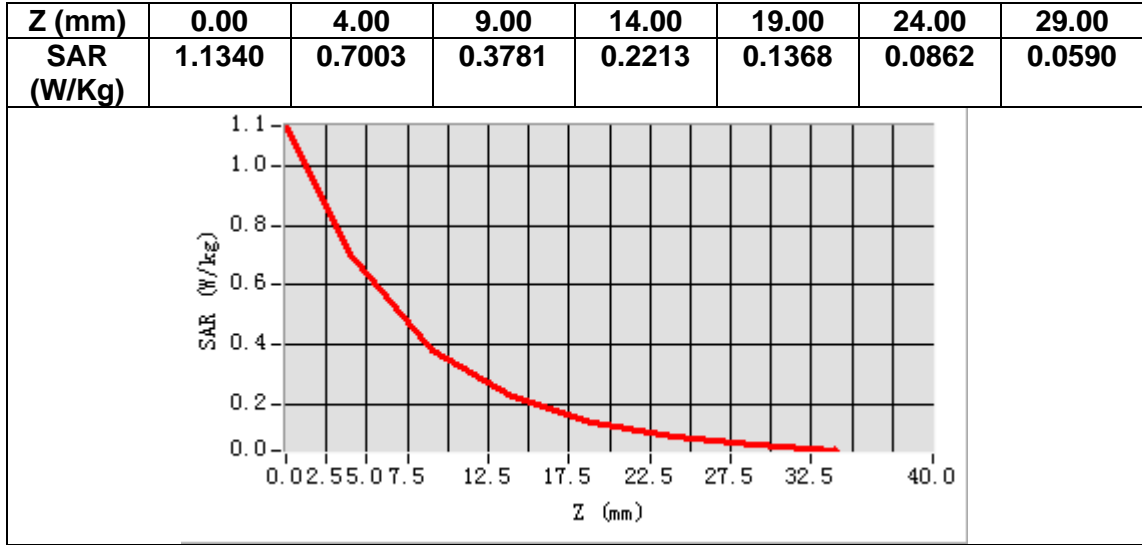
B. SAR Measurement Results

Frequency (MHz)	836.500000
Relative permittivity (real part)	41.641292
Relative permittivity (imaginary part)	19.723415
Conductivity (S/m)	0.916591
Variation (%)	-0.350000



Maximum location: X=-12.00, Y=-12.00
SAR Peak: 1.15 W/kg

SAR 10g (W/Kg)	0.341637
SAR 1g (W/Kg)	0.674636



MEASUREMENT 19

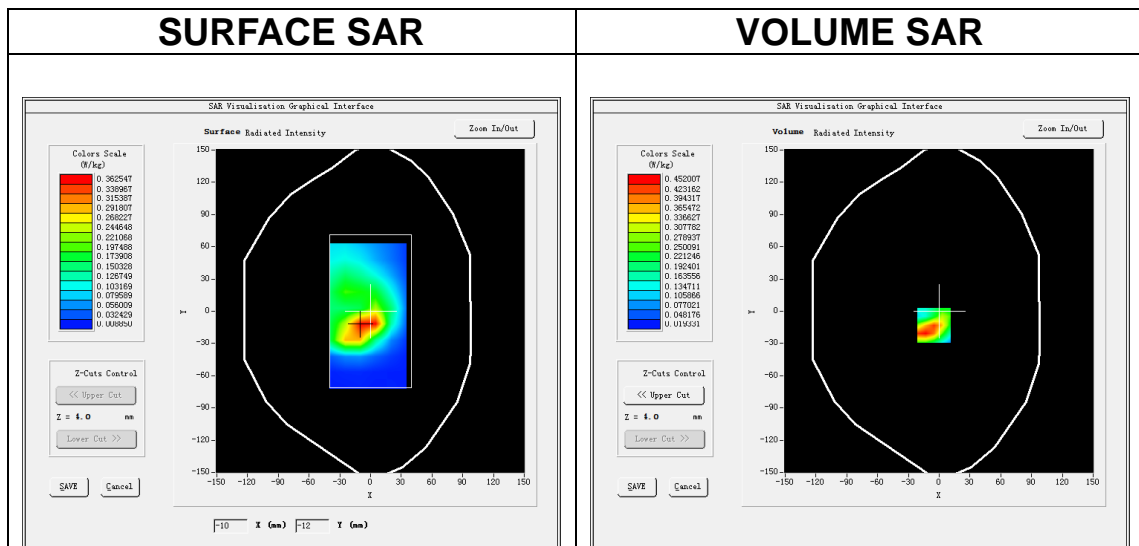
Date of measurement: 7/4/2022

A. Experimental conditions.

Area Scan	<u>dx=15mm dy=15mm, h= 5.00 mm</u>
ZoomScan	<u>5x5x7, dx=8mm dy=8mm dz=5mm</u>
Phantom	<u>Validation plane</u>
Device Position	<u>Body</u>
Band	<u>LTE band 13</u>
Channels	<u>Middle</u>
Signal	<u>LTE (Crest factor: 1.0)</u>
ConvF	<u>1.49</u>

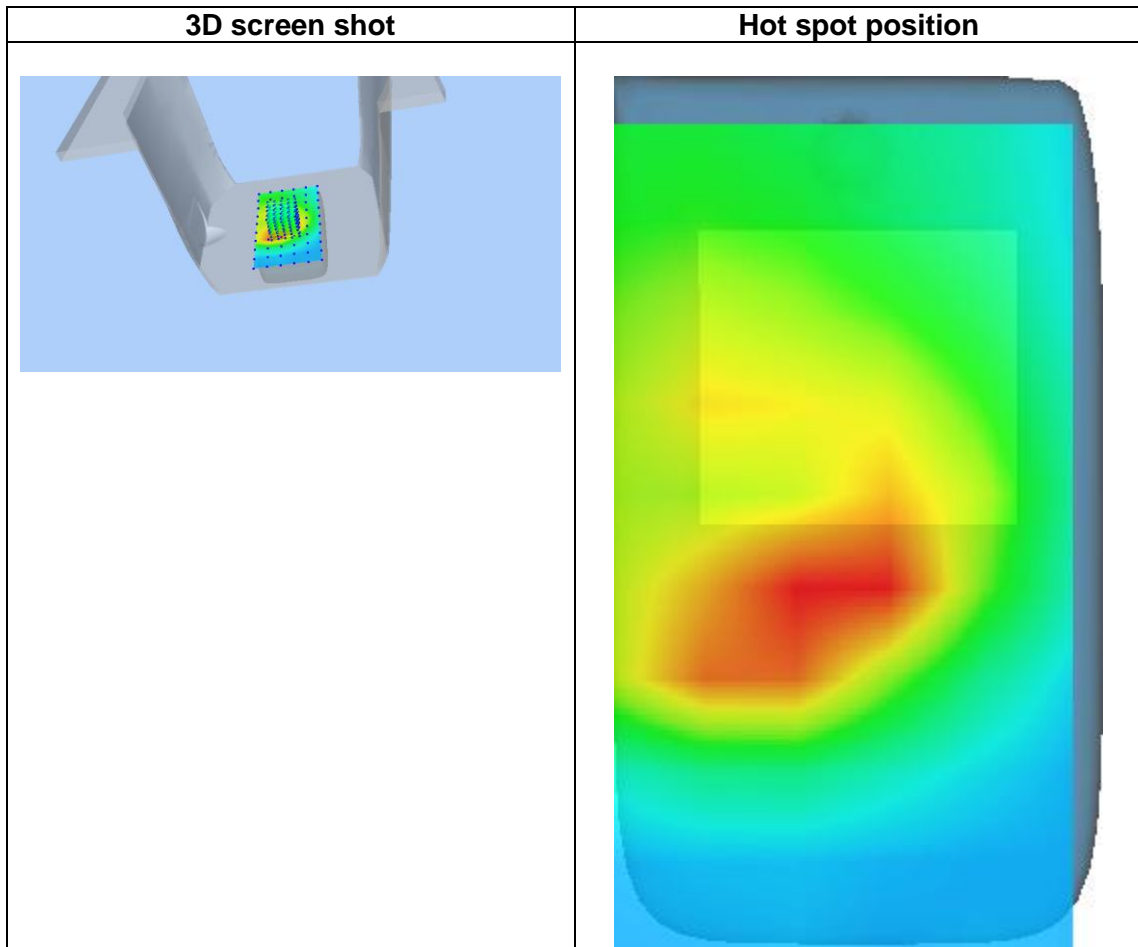
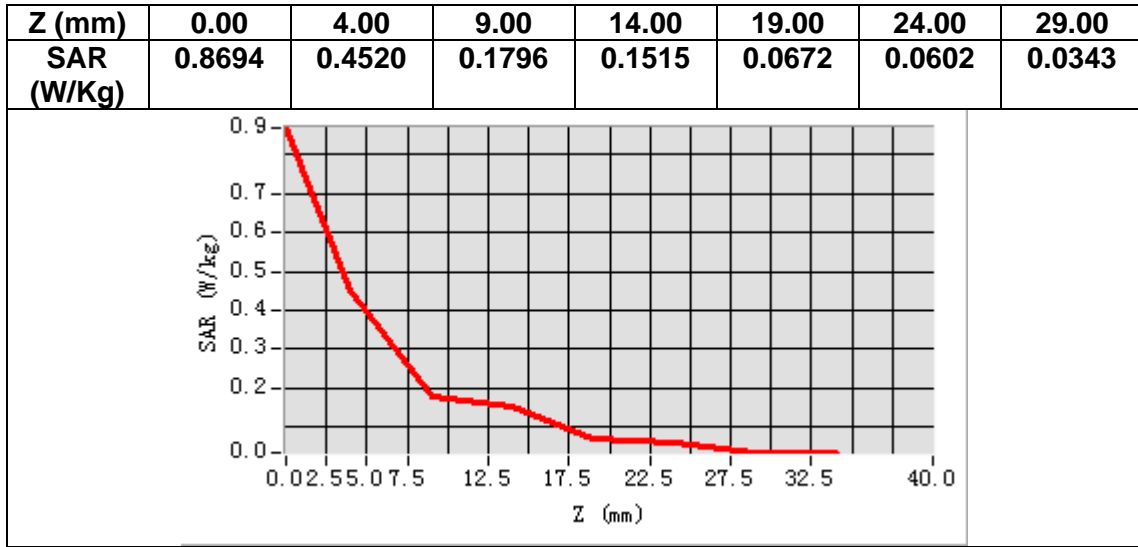
B. SAR Measurement Results

Frequency (MHz)	782.000000
Relative permittivity (real part)	39.885045
Relative permittivity (imaginary part)	20.895398
Conductivity (S/m)	0.907789
Variation (%)	-0.820000



Maximum location: X=-5.00, Y=-13.00
SAR Peak: 0.76 W/kg

SAR 10g (W/Kg)	0.222045
SAR 1g (W/Kg)	0.440170



MEASUREMENT 20

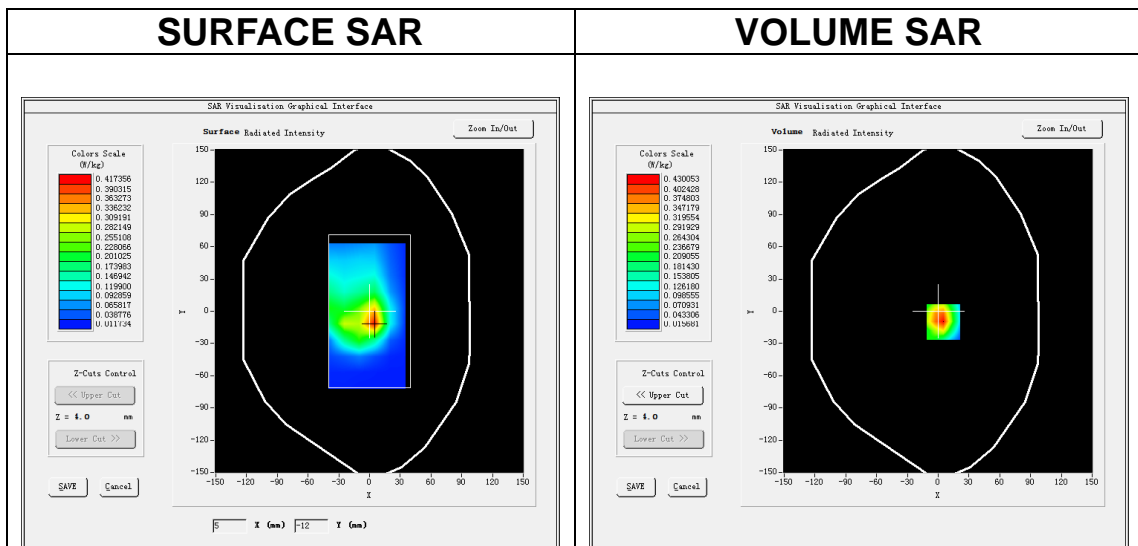
Date of measurement: 21/6/2022

A. Experimental conditions.

Area Scan	<u>dx=15mm dy=15mm, h= 5.00 mm</u>
ZoomScan	<u>5x5x7, dx=8mm dy=8mm dz=5mm</u>
Phantom	<u>Validation plane</u>
Device Position	<u>Body</u>
Band	<u>LTE band 25</u>
Channels	<u>Middle</u>
Signal	<u>LTE (Crest factor: 1.0)</u>
ConvF	<u>1.91</u>

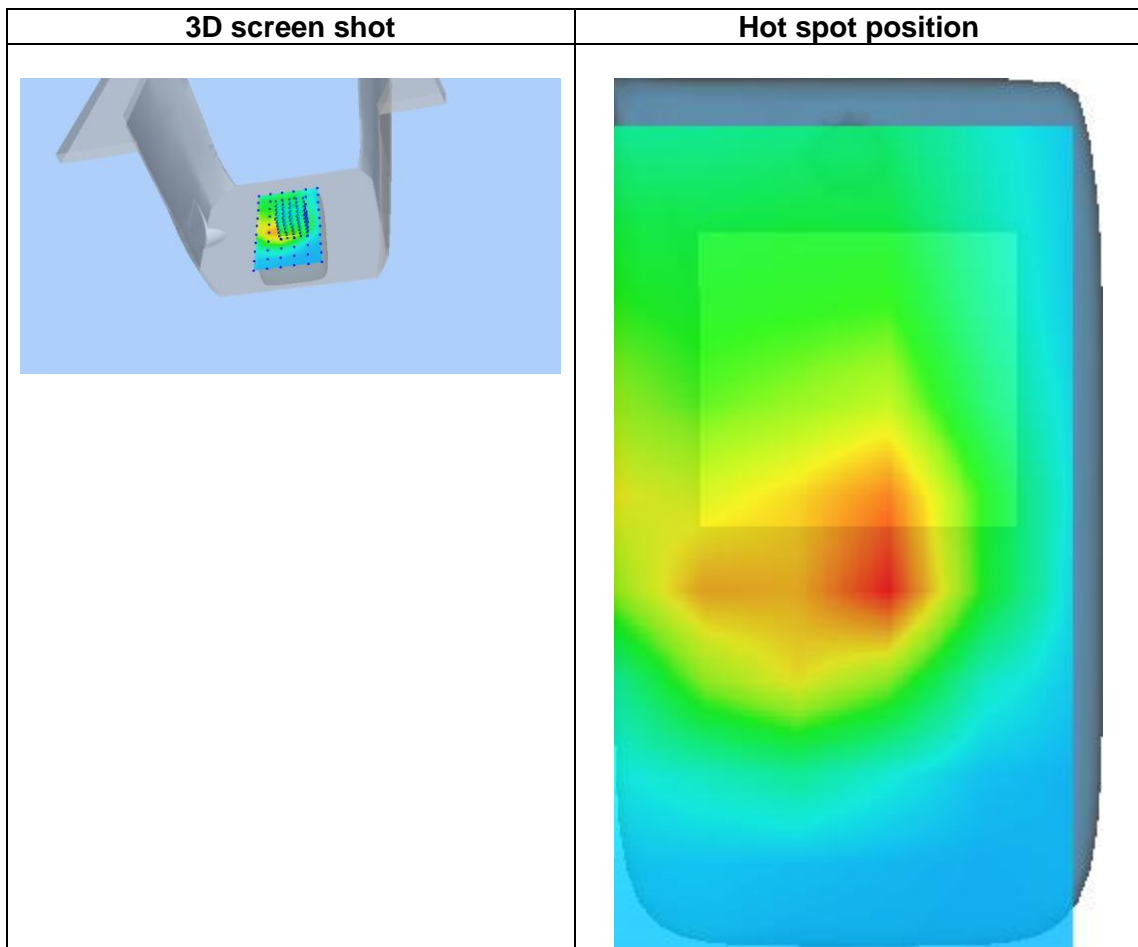
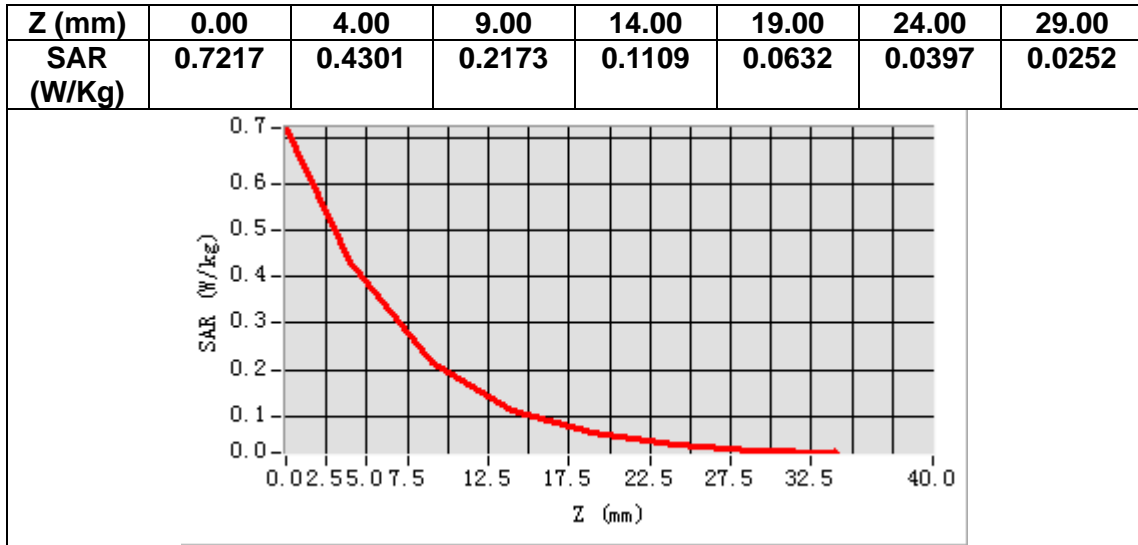
B. SAR Measurement Results

Frequency (MHz)	1882.500000
Relative permittivity (real part)	38.163651
Relative permittivity (imaginary part)	13.932897
Conductivity (S/m)	1.457149
Variation (%)	-0.850000



Maximum location: X=5.00, Y=-10.00
SAR Peak: 0.73 W/kg

SAR 10g (W/Kg)	0.203315
SAR 1g (W/Kg)	0.408776



MEASUREMENT 21

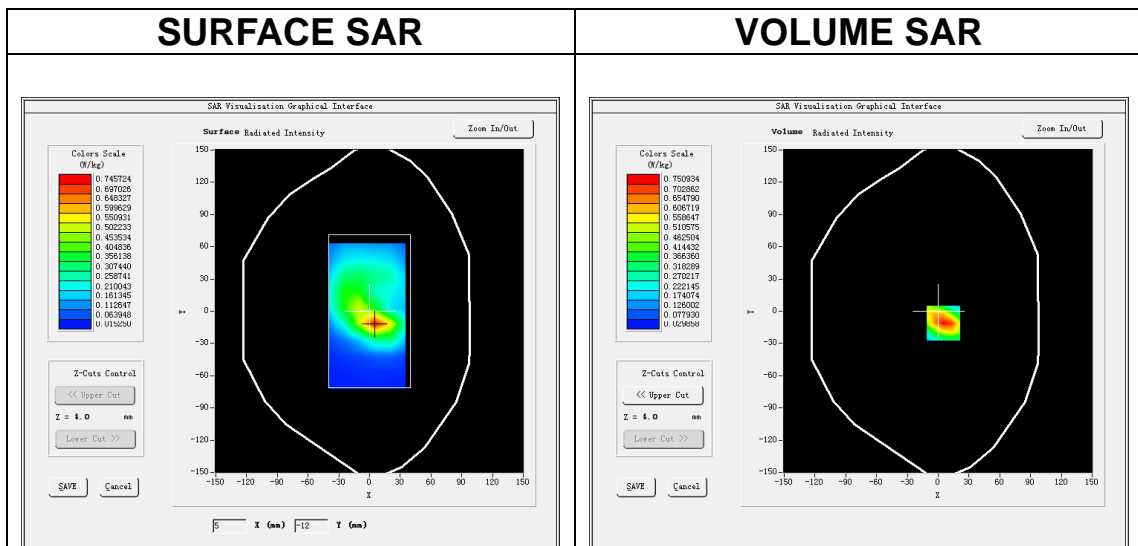
Date of measurement: 26/2/2022

A. Experimental conditions.

Area Scan	<u>dx=15mm dy=15mm, h= 5.00 mm</u>
ZoomScan	<u>5x5x7, dx=8mm dy=8mm dz=5mm</u>
Phantom	<u>Validation plane</u>
Device Position	<u>Body</u>
Band	<u>LTE band 26A</u>
Channels	<u>Middle</u>
Signal	<u>LTE (Crest factor: 1.0)</u>
ConvF	<u>1.50</u>

B. SAR Measurement Results

Frequency (MHz)	819.000000
Relative permittivity (real part)	41.920892
Relative permittivity (imaginary part)	19.700515
Conductivity (S/m)	0.896373
Variation (%)	-0.450000



Maximum location: X=5.00, Y=-11.00
SAR Peak: 1.10 W/kg

SAR 10g (W/Kg)	0.393149
SAR 1g (W/Kg)	0.698978