


Package Contains

- **Wireless Charger with 5000mAh Power Bank**
- **USB to Type-C Cable**
- **Not included Apple Watch Charging Cable**



Compatible to most smart phones, Apple watch and mobile gadgets with cables included:



Mobile Phone



Tablets



Apple Watch



Music Players



Portable Game Consoles



USB Portable Device

Recharging the 3 IN 1 Power Bank.

IMPORTANT : Before using it, please charge the 3 IN 1 by using the supplied USB Re-charging cable. Please re-charge the 3 IN 1 by connecting the included USB to powered USB equipment. While the 3 IN 1 is charging, there will be different LED lights shining, indicating how much the battery has been charged. From completely flat to full charge, it will take approximately 5-6 hours.

In any occasion of not using 3 IN 1, always unplug the cable.

Use only the USB charging cable to charge the 3 IN 1

Federal Communications Commission (FCC) Statement

This device complies with part 15 of the FCC Rules. Operation is subject to the following two conditions: (1) This device may not cause harmful interference, and (2) this device must accept any interference received, including interference that may cause undesired operation.

Note: This equipment has been tested and found to comply with the limits for a Class B digital device, pursuant to part 15 of the FCC Rules. These limits are designed to provide reasonable protection against harmful interference in a residential installation. This equipment generates, uses and can radiate radio frequency energy and, if not installed and used in accordance with the instructions, may cause harmful interference to radio communications. However, there is no guarantee that interference will not occur in a particular installation. If this equipment does cause harmful interference to radio or television reception, which can be determined by turning the equipment off and on, the user is encouraged to try to correct the interference by one or more of the following measures:

- Reorient or relocate the receiving antenna.
- Increase the separation between the equipment and receiver.
- Connect the equipment into an outlet on a circuit different from that to which the receiver is connected.
- Consult the dealer or an experienced radio/TV technician for help.


Warning: Changes or modifications made to this device not expressly approved by Shenzhen Cheng Hui Da Electronics Co.,Ltd may void the FCC authorization to operate this device.

Note: The manufacturer is not responsible for any radio or TV interference caused by unauthorized modifications to this equipment. Such modifications could void the user's authority to operate the equipment.

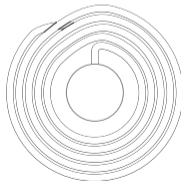
Information



Step 1 : Open the Apple Watch Charging Case



Step 2 : Put your Charging Dock into the Powerbank.



Step 3 : Close the Case

Specifications

- Capacity : 5000mAh
- Battery type : Lithium Polymer
- Self charging time : 5-6hrs
- USB Output : 5V-2A(Max)
- Lightning Input : 5V-2A(Max)
- Type-C Input/Output : 5V-2A(Max)
- Apple Watch Charger Output : 5V-1A(Max)
- Wireless Output :5W
- Product measurements : 100 x 100 x 25mm
- Product weight : 182g

CAUTION

RISK OF EXPLOSION IF BATTERY IS REPLACED BY AN INCORRECT TYPE.

DISPOSE OF USED BATTERIES ACCORDING TO THE INSTRUCTIONS.