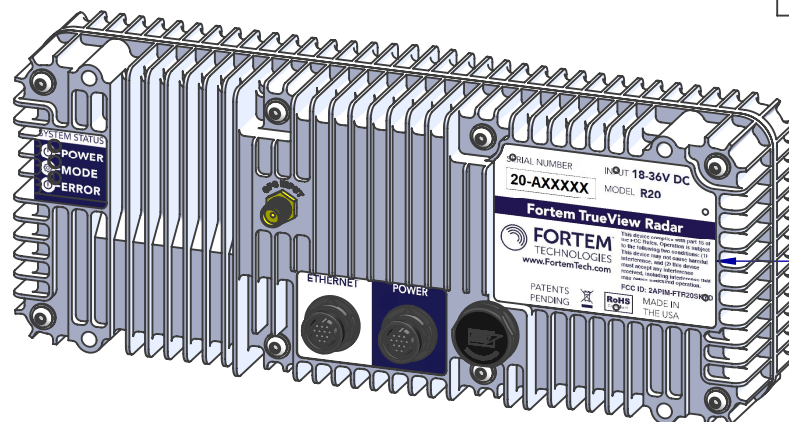
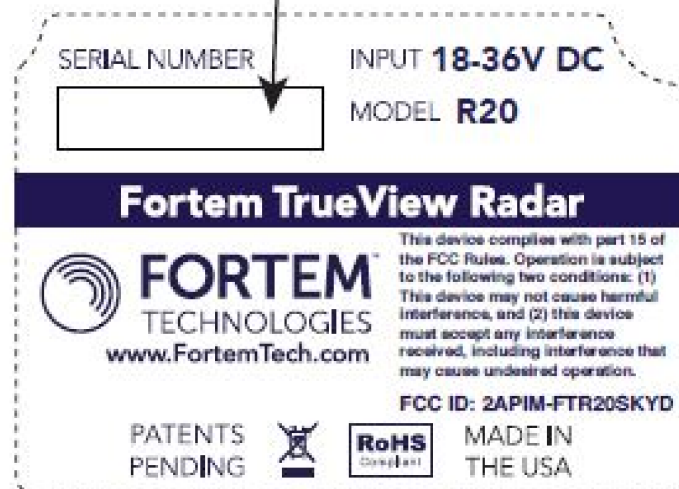


ZONE	REV.	DESCRIPTION	DATE	APPROVED
	A	INITIAL DESIGN	4-26-2018	D JAMES



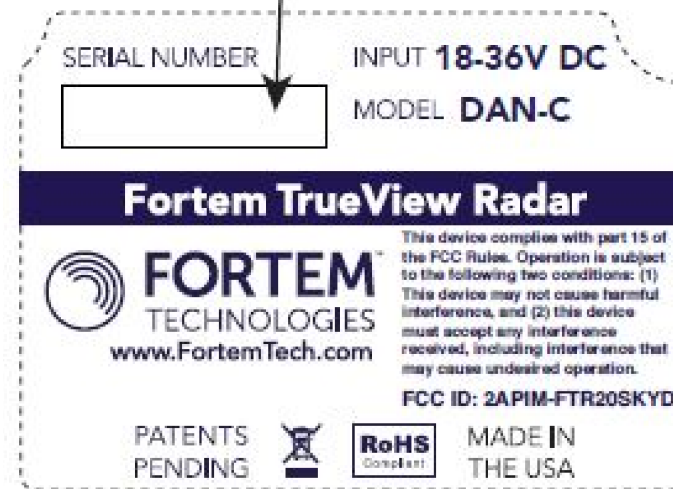
CHOOSE THE CORRECT LABEL FOR THE MODEL OF THE DEVICE.
PLACE THE CORRECT SERIAL NUMBER STICKER TO THE BACK
OF THE CLEAR WINDOW AND PLACE THE LABEL WHERE SHOWN.

Clear Window



FORTEM # 410-0008 REV-D

Clear Window



FORTEM # 410-0012 REV-B

UNLESS SPECIFIED DIMENSIONS AND TOLERANCE ARE mm [in] .X ±0.30mm [0.012in] .XX ±0.13mm [0.005in] ANGLES ± 1° PARTS MUST BE FREE FROM BURRS AND SHARP EDGES. MINIMUM RADIUS AND RELIEF ON ALL BENDS. THIRD ANGLE PROJECTION 	DESIGNED		
	DRAWN	D JAMES	4-26-2018
	APPROVED	D JAMES	4-26-2018
	MATERIAL		
	FINISH		
	PROPRIETARY AND CONFIDENTIAL INFORMATION CONTAINED IN THIS DOCUMENT IS CONFIDENTIAL AND THE EXCLUSIVE PROPERTY OF FORTEM TECHNOLOGIES. DELIVERY OR REPRODUCTION OF SUCH INFORMATION TO UNAUTHORIZED PERSONS IS FORBIDDEN.		



FORTEM
TECHNOLOGIES

2015 W GROVE PARKWAY, STE H
PLEASANT GROVE, UT 84062
UNITED STATES

TITLE:

FCC/SN LABEL PLACEMENT DRAWING

SIZE A	SCALE 1:2	DRAWING NO. 200-0007-REF	REV A
WEIGHT:		SURFACE AREA:	SHEET 1 OF 1