

THY-S07 SV Speaker user manual / Haut-parleur sans fil mode d'emploi

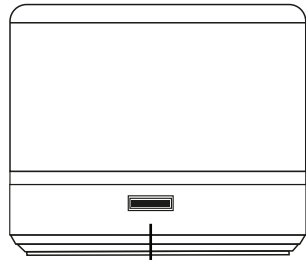
This product is applied to digital communication devices with a DC5V input.

Ce produit s'applique aux appareils de communication numérique avec une entrée CC 5 V

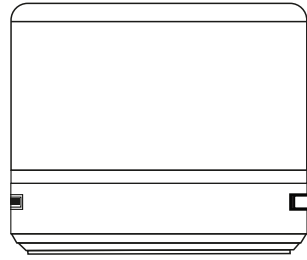
WARNING: Please discontinue use of the wireless speaker if it has been damaged in any way (moisture, cracks, dents, etc...). Please dispose of properly according to your local waste policies.

AVERTISSEMENT : Veuillez cesser l'utilisation du Haut-parleur sans fil s'il a été endommagé de quelque manière (humidité, fentes, bosses etc.) Veuillez le jeter en conformité avec vos politiques locales de rebus.

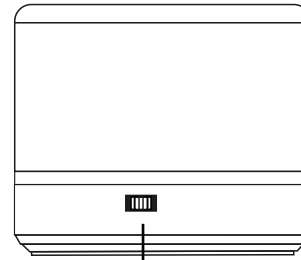
Battery Voltage: 5V	Capacity: 250 mAh
Charge voltage: 5V	Loudspeaker size: 45mm 4 Ω 3W
Net weight: 230g	S/N: ≥95Db
Distortion: ≤0.5%	Size: 52mm x 55mm



USB CHARGING PORT
PORT DE CHARGE USB



ON / OFF
ALLUMER/ÉTEINDRE



WIRELESS SPEAKER PAIRING

- Make sure the wireless speaker is in the OFF position
- Slide the ON/OFF switch to the ON position
- Follow the operating instructions of your mobile phone for wireless connections and allow your mobile device to search for the "SV Wireless Speaker"
- For most devices this is done by going to your "SET UP" menu and searching available wireless devices
- Once your mobile phone has found the "SV Wireless Speaker" press "YES" or "CONFIRM" to connect your speaker.

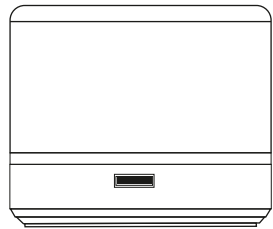
COUPLAGE DU HAUT-PARLEUR SANS FIL

- Assurez-vous que le haut-parleur sans fil soit en position ÉTEINDRE
- Glissez l'interrupteur ALLUMER/ÉTEINDRE en position ALLUMER
- Suivez les instructions de fonctionnement sur votre téléphone portable pour les connexions sans fil et laissez chercher votre appareil pour le « Haut-parleur sans fil SV ».
- Pour la plupart des appareils, cela se fait en allant sur le menu « RÉGLAGE » et en cherchant parmi les appareils sans fil.
- Lorsque votre téléphone portable aura trouvé le « Haut-parleur sans fil SV », appuyez sur « OUI » ou sur « Confirmer » pour connecter votre haut-parleur.

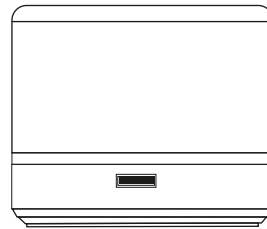
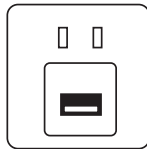
FRONT SDE

CHARGING THE WIRELESS SPEAKER / CHARGE DE LA HAUT-PARLEUR SANS FIL


Wireless Speaker must be charged prior to using
Haut-parleur sans fil doit être chargé avant d'utiliser



110V ~ 220V



Computer USB Port / Ordinateur port USB



FCC Statement:

Changes or modifications not expressly approved by the party responsible for compliance could void the user's authority to operate the equipment.
This equipment has been tested and found to comply with the limits for a Class B digital device, pursuant to Part 15 of the FCC Rules. These limits are designed to provide reasonable protection against harmful interference in a residential installation. This equipment generates uses and can radiate radio frequency energy and, if not installed and used in accordance with the instructions, may cause harmful interference to radio communications. However, there is no guarantee that interference will not occur in a particular installation. If this equipment does cause harmful interference to radio or television reception, which can be determined by turning the equipment off and on, the user is encouraged to try to correct the interference by one or more of the following measures:-
- Reorient or relocate the receiving antenna.
- Increase the separation between the equipment and receiver.
- Connect the equipment into an outlet on a circuit different from that to which the receiver is connected.
- Consult the dealer or an experienced radio/TV technician for help.
This device complies with part 15 of the FCC rules. Operation is subject to the following two conditions (1) this device may not cause harmful interference, and (2) this device must accept any interference received, including interference that may cause undesired operation.

WARNING / ATTENTION

- DO NOT LEAVE IN CAR OR TRUCK
 - DO NOT EXPOSE TO 24°C FOR A PROLONGED TIME
 - DO NOT USE NON-CERTIFIED CABLES
 - DO NOT EXPOSE TO LIQUID OR CHEMICALS
 - DO NOT OPEN OR TAMPER WITH
 - DO NOT EXPOSE TO RAIN
 - DO NOT ATTEMPT TO FIX IF BROKEN OR DAMAGED
 - DO NOT EXPOSE TO SUNLIGHT, KEEP IN A COOL SHADED AREA
- If any of the above occurs please dispose of properly immediately according to local recycling policies.

- NE PAS LAISSER DANS LA VOITURE OU UN CAMION
- NE PAS EXPOSER À UNE TEMPÉRATURE DE 24°C POUR UNE PÉRIODE PROLONGÉE.
- NE PAS UTILISER SUR DES CÂBLES NON-CERTIFIÉS
- NE PAS EXPOSER AUX LIQUIDES OU AUX PRODUITS CHIMIQUES
- NE PAS OUVRIR ET NE PAS MODIFIER
- NE PAS EXPOSER À LA PLUIE
- NE PAS TENTER DE RÉPARER S'IL EST BRISÉ OU ENDOMMAGÉ
- NE PAS EXPOSER À LA LUMIÈRE DU SOLEIL ET GARDER DANS UN ENDROIT FRAIS ET OMBRAGÉ

Si n'importe lequel des événements ci-dessus devait arriver, veuillez éliminer ou recycler conformément aux directives locales

BACK SDE