

**Barcode reader accessory for Desoutter  
EPBC / BLRTC / EAD/ EID / EABC-elink tool range**

**Safety Information**

Valid from Serial No. XX9922000001 to XX9999999999

Model	Part number	Compatible Tool Range
SCAN2D-P	6158122810	EPBC / BLRTC25/45
SCAN2D-A	6158121380	EAD / EID *
SCAN2D-AE	6158130380	EABC-elink



Commented [SC1]: Update the view with new design

\* contact your local sales representative.

Download the latest version of this document at [www.desouttertools.com/?s=6159990230](http://www.desouttertools.com/?s=6159990230)

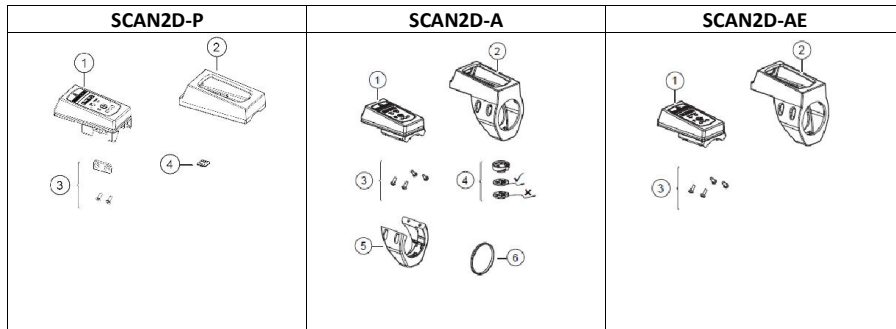
	<b>⚠ WARNING</b>
	To reduce risk of injury, everyone using, installing, repairing, maintaining, changing accessories on, or working near this tool <b>MUST</b> read and understand these instructions before performing any such task. <b>DO NOT DISCARD - GIVE TO USER</b>

## Table of Contents

EN Safety Information.....	3
FR Informations concernant la sécurité .....	10
DE Sicherheitshinweise.....	17
ES Información sobre seguridad.....	24
PT Informação de Segurança .....	32
IT Informazioni sulla sicurezza.....	39
NL Veiligheidsinformatie.....	46
DA Sikkerhedsoplysninger .....	53
NO Sikkerhetsinformasjon.....	60
FI Turvallisuustiedot.....	66
EL Πληροφορίες για την ασφάλεια .....	73
SV Säkerhetsinformation .....	81
RU Информация по технике безопасности .....	87
PL Informacje dotyczące bezpieczeństwa .....	96
SK Bezpečnostné informácie .....	103
CS Bezpečnostní informace .....	110
HU Biztonsággal kapcsolatos tudnivalók .....	117
SL Varnostne informacije .....	124
RO Informații privind siguranța .....	131
TR Güvenlik bilgileri .....	138
BG Информация за безопасност.....	145
HR Sigurnosne informacije .....	152
ET Ohutus informatsioon.....	159
LT Saugos informacija.....	166
LV Drošības informācija .....	173
ZH 安全信息.....	180
JA 安全情報.....	186
KO 안전 정보.....	193

**Product description :**

**Commented [SC2]:** Update exploded views

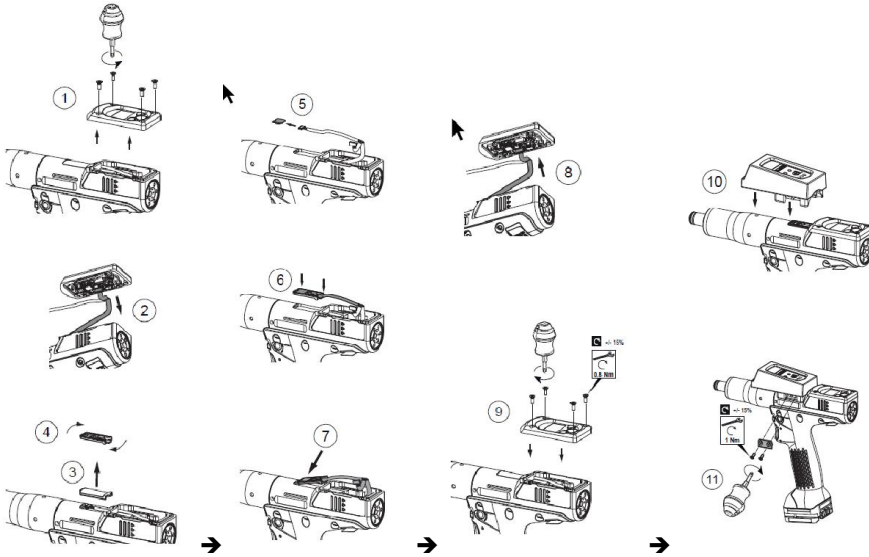


**TECHNICAL DATA**

Tool model	Part number	Tool compatible from serial number	Tool total	
			with barcode reader	
			kg	lb
EAD20-1300	6151658060	G	1.68	3.23
EAD32-900	6151656070	G	1.68	3.23
EAD50-900	6151656090	G	2.08	4.03
EAD50-900-HAD	6151658770	D	1.93	3.73
EAD70-700-HAD	6151658780	D	2.13	4.13
EAD70-800	6151658110	G	2.28	4.43
EAD70-800 Sq. 1/2	6151658820	B	2.28	4.43
EAD80-650	6151658120	H	2.68	5.23
EAD105-500	6151656130	H	2.68	5.23
EAD105-500-HAD	6151658790	H	2.53	4.93
<del>EAD1300-CE10-L47-H10-W22</del>	<del>6151658280</del>	<del>E</del>	<del>2.23</del>	<del>3.23</del>
<del>EAD15-1300-CE10-L44-H12-W32</del>	<del>6151658300</del>	<del>E</del>	<del>2.23</del>	<del>4.33</del>
<del>EAD16-900-CE10-L47-H15-W32</del>	<del>6151658290</del>	<del>E</del>	<del>2.23</del>	<del>4.33</del>
<del>EAD18-1300-CE13-L51-H11-W38</del>	<del>6151658340</del>	<del>E</del>	<del>2.33</del>	<del>4.53</del>
<del>EAD28-900-CE13-L62-H11-W30</del>	<del>6151658320</del>	<del>E</del>	<del>2.63</del>	<del>5.13</del>
<del>EAD44-670-CE14-L71-H18-W31</del>	<del>6151658330</del>	<del>D</del>	<del>2.73</del>	<del>5.33</del>
<del>EAD65-860-CE17-L78-H24-W30</del>	<del>6151658340</del>	<del>D</del>	<del>3.13</del>	<del>6.43</del>
EID20-1200-4Q	6151658920	B	1.33	2.53
EID25-1200	6151656140	G	1.33	2.53
EID32-900	6151656150	G	1.33	2.53
EID44-1200	6151656160	G	2.08	4.03
EID65-900	6151656170	G	2.08	4.03
EID75-800	6151656180	G	2.08	4.03
<del>EID20-900-CE13-L44-H14-W38</del>	<del>6151658350</del>	<del>E</del>	<del>2.03</del>	<del>3.83</del>
<del>EID28-500-CE13-L45-H15-W30</del>	<del>6151658360</del>	<del>E</del>	<del>2.03</del>	<del>3.83</del>
<del>EID32-300-CE14-L54-H18-W40</del>	<del>6151658380</del>	<del>E</del>	<del>2.03</del>	<del>3.83</del>
EABC15-900-eLINK	6151660500	B	1.84	4.06
EABC26-560-eLINK	6151660510	B	1.90	4.19
EABC32-410-eLINK	6151660520	B	1.90	4.19
EABC45-330-eLINK	6151660530	B	2.00	4.41
EABC50-450-eLINK	6151660540	B	2.47	5.45
EABC60-370-eLINK	6151660550	B	2.60	5.73
EABC75-300-eLINK	6151660560	B	3.18	7.01
EABC95-240-eLINK	6151660570	B	3.22	7.10
Tool model	Part number	Total weight		
		with barcode reader		
		kg	lb	
EPBC8-1800-10S	6151659040	1.20	2.69	
EPBC8-1800-4Q	6151659000	1.20	2.69	
EPBC14-900-10S	6151659790	1.20	2.69	
EPBC14-900-4Q	6151659800	1.20	2.69	
EPBC17-700-10S	6151659020	1.20	2.69	
EPBC17-700-4Q	6151659060	1.20	2.69	
BLRTC025-2350-10S*	6151660250	1.40	3.08	
BLRTC025-2350-4Q*	6151660260	1.41	3.10	
BLRTC045-3990-10S*	6151661860	1.55	3.42	

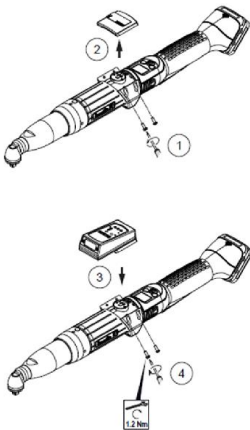
\*Without battery pack

**INSTALLATION :**  
for EPB\* / BLRTC025-2350-\* / BLRTC045-3990-10S Tools



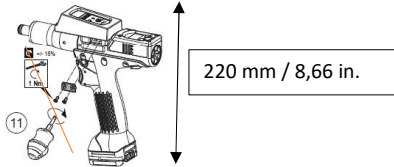
for EAD / EID Tools :  
Contact your local sales representative.

for EABC-eLINK Tools

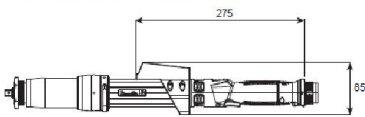


### DIMENSIONNING (mm)

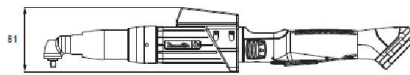
BARCODE READER FOR EPB/BLRT tools :



BARCODE READER for EAD/EID tools



BARCODE READER for EABC-eLINK tools



275 mm / 10.82 in.

85 mm / 3.34 in

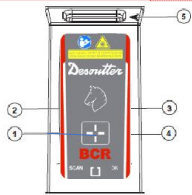
59mm / 2.32 in

81mm / 3.19 in

54 mm / 2.12 in

### OPERATING MODE

LEDS COLOR CODE



Commented [SC3]: Create view

## Technical data

### Voltage

5 V 

### Power consumption :

Max. 15 W

### Weight

SCAN2D-P	0.150 Kg / 0.xx lb
SCAN2D-A	0.1XX Kg / 0.22 lb
SCAN2D-AE	0.1XX Kg / 0.22 lb

### Storage and use conditions

Storage temperature -40 to +70 °C (-40 to +158 F)

Operating temperature 0 to 45 °C (32 to 140 F)

Storage humidity 0-95 % RH (non-condensing at 60°C)

Operating humidity 0-95 % RH (non-condensing)

Altitude up to 2000 m (6562 feet)

Usable in Pollution degree 2 environment

Indoor use only

Commented [SC4]: ST4 : document 6159929750

### Declarations :

#### EU DECLARATION OF CONFORMITY

We, Ets Georges Renault, 38 rue Bobby Sands, 44818 Saint-Herblain, France, declare under our sole responsibility that the product (with name, type and serial number, see front page) is in conformity with the following Directive(s):

2006/42/EC, 2014/30/EU, 2011/65/EU, 2014/53/EU

#### Harmonized standards applied:

##### EMC

EN 55032:2012/AC :2013 (Class B)

EN 55032:2015/AC :2016 (Class B)

EN 55024:2010

EN 55024:2010/A1 :2015

##### Safety :

EN 62368-1 :2014/AC :2015

##### RoHs :

EN 50581 :2012

EN IEC 63000 :2018

Country of origin : France


Authorities can request relevant technical information from:

Pascal ROUSSY, R&D Manager, 38 rue Bobby Sands,

44818 Saint Herblain, France

Saint-Herblain, 30/05/2022

Pascal ROUSSY, R&D Manager  
Signature of issuer



**Commented [SC5]:** CE declaration 615XXXXXX / to be send

#### UKCA DECLARATION OF CONFORMITY

We, Ets Georges Renault, 38 rue Bobby Sands, 44818 Saint-Herblain, France, declare under our sole responsibility that the product (with name, type and serial number, see front page) is in conformity with the following Directive(s):  
2006/42/EC, 2014/30/EU, 2011/65/EU, 2014/53/EU

#### Harmonized standards applied:

##### EMC

EN 55032:2012/AC :2013 (Class B)  
EN 55032:2015/AC :2016 (Class B)  
EN 55024:2010  
EN 55024:2010/A1 :2015

##### Safety :

EN 62368-1 :2014/AC :2015

##### RoHs :

EN 50581 :2012  
EN IEC 63000 :2018


Country of origin : France

Authorities can request relevant technical information from:

Pascal ROUSSY, R&D Manager, 38 rue Bobby Sands,  
44818 Saint Herblain, France

Saint-Herblain, 30/05/2022

Pascal ROUSSY, R&D Manager  
Signature of issuer



**Commented [SC6]:** UKCA declaration 615XXXXXX

UK Authorized Representative :

Air Compressors & Tools Ltd Zodiac – Unit 4 Boundary way Hemel Hempstead Industrial Estate  
HP27SJ Hempestead Hertfordshire – UK Contact : M.Taylor

#### WEEE

Information concerning Waste of Electrical and Electronic Equipment (WEEE):

This product and its information, meets the requirements of the WEEE Directive (2012/19/EU), and must be handled in compliance with the directive.  
The product is marked with this symbol:



Products with the symbol of a crossed out wheeled bin with a single black line underneath, indicates that parts within the product must be handled in compliance with the WEEE Directive. The entire product, or the WEEE parts, can be sent to your "Customer Centre" for handling.

#### Information Regarding Article 33 in REACH

The European Regulation (EU) No. 1907/2006 on Registration, Evaluation, Authorization and restriction of Chemicals (REACH) defines among other things requirements related to communication in the supply chain. The information requirement applies also to products containing so called Substances of Very High Concern (the "Candidate List"). On 27 June 2018 lead metal (CAS nr 7439-92-1) was added to the Candidate List.

In accordance with the above this is to inform you that certain electrical and mechanical components in the product may contain lead metal. This is in compliance with current substance restriction legislation and based on legit exemptions in the RoHS Directive (2011/65/EU). Lead metal will not leak or mutate from the product during normal use and the concentration of lead metal in the complete product is well below the applicable threshold limit. Please consider local requirements on the disposal of lead at product end of life.

#### Regional Requirements

##### WARNING

This product can expose you to chemicals including lead, which is known to the State of California to cause cancer and birth defects or other reproductive harm. For more information go to [www.P65Warnings.ca.gov](http://www.P65Warnings.ca.gov)

#### FCC compliance

This device complies with Part 15 of the FCC Rules. Any changes or modifications not expressly approved by the manufacturer could void the user's authority to operate this device. Operation is subject to the following two conditions: (1) this device may not cause harmful interference, and (2) this device must accept any interference received, including interference that may cause undesired operation.

FCC Responsible party:

Name: Mark Johnson

Position: General Manager

Address: Chicago Pneumatic Tool Company

LLC 1815 Clubhouse Road Rock Hill

SC 29730

USA

Mobile: +1 800 624 4735

Email: [mark.johnson@desouttertools.com](mailto:mark.johnson@desouttertools.com)

This equipment has been tested and found to comply with the limits for a Class B digital device, pursuant to part 15 of the FCC Rules. These limits are designed to provide reasonable protection against harmful interference in a residential installation. This equipment generates, uses and can radiate radio frequency energy and, if not installed and used in accordance with the instructions, may cause harmful interference to radio communications. However, there is no guarantee that



interference will not occur in a particular installation. If this equipment does cause harmful interference to radio or television reception, which can be determined by turning the equipment off and on, the user is encouraged to try to correct the interference by one or more of the following measures:

- Reorient or relocate the receiving antenna.
- Increase the separation between the equipment and receiver.
- Connect the equipment into an outlet on a circuit different from that to which the receiver is connected.
- Consult the dealer or an experienced radio/TV technician for help.

#### IC compliance Class B

CAN ICES-3(B)/NMB-3(B)

This device complies with Industry Canada's licence-exempt RSSs. Operation is subject to the following two conditions:

- (1) This device may not cause interference; and
- (2) This device must accept any interference, including interference that may cause undesired operation of the device.

Changes or modifications not expressly approved by the party responsible for compliance could void the user's authority to operate this equipment.

#### Conformity to North American standards



5008022

Listed

Conforms to UL 62841-1 and  
UL 62841-2-2 Std.

Certified to CSA C22.2 No.  
62841-1 and CSA C22.2 No.  
62841-2-2 Std

#### Safety

DO NOT DISCARD - GIVE TO USER

WARNING All locally legislated safety rules regarding installation, operation and maintenance shall be respected at all times.

#### Statement of use

- For professional use only.
- This product and its accessories must not be modified in any way.
- Do not use this product if it has been damaged.
- If the product data or hazard warning signs on the product cease to be legible or become detached, replace without delay.
- The product must only be installed, operated and serviced by qualified personnel in an industrial environment.

#### Intended Use

This product is designed for being installed on Desoutter tools for scanning pictures.

Commented [SC7]: ST4 document 6159929750

No other use permitted. For professional use only.

Commented [SC8]: Text to be translated

## Product specific instructions

### Product description

See page X

- 1 Barcode reader module
- 2 Protection cover
- 3 Fixing kit
- 4 PCB SIM Connection board
- 5 Barcode ring
- 6 Compression ring

## INSTALLATION



### Caution!

- Before mounting the accessories, check that the tool, the controller and the software releases are compatible.

Tool software version ≥ 2.3.1

CVI3 controller ≥ 1.6.3.X

CVI3 Suite ≥ 1.1.4.X

Mount the accessories as described from page X.

Connect the tool to the controller, the green LED "Power on" is blinking (see page 9).

- Launch "CVI MONITOR".
- In the tab "Tool identification", click "Barcode reader" to declare the accessory. Click "Write to tool" to update the tool memory.

From that moment, the LED "Power on" turns steady. If not, check the mounting of the accessory. The tool is ready to run.

### Other settings possible with CVI CONFIG

- Launch "CVI CONFIG" and go to the "Tool" tab.
- Extend or shorten the scan time from 1 to 9 seconds.
- Use the trigger to scan the barcode. In that case, the tool must be locked before pressing the trigger and the "Stop" icon displayed on the controller display.
- To prevent the operator from using the "Scan button", untick the box "Scan button".
- Refer to the CVI CONFIG user manual at <http://resource-center.desouttertools.com>

## OPERATING MODE

See page X

### LEDS COLOR CODE

- 1 Power ON
- 2 Scan
- 3 Scan OK
- 4 Scan button
- 5 Laser beam



Press briefly the "Scan button"

The orange LED "Scan" is activated during 3 seconds by default.

As soon as the barcode is read, the beam comes off, the green LED "Scan ok" is on.

Commented [SC9]: Available in SI 6159921240



### Warning!

Laser radiation

- Do not stare into beam

## Signs and stickers

The product is fitted with signs and stickers containing important information about personal safety and product maintenance. The signs and stickers shall always be easy to read.

New signs and stickers can be ordered by using the spare parts list.



## Useful Information

## Website

Information concerning our Products, Accessories, Spare Parts and Published Matters can be found on the Desoutter website.

Please visit: [www.desouttertools.com](http://www.desouttertools.com).

## Information about installation manuals,

Detailed operating instructions, installation and upgrade manuals are available at

<https://www.desouttertools.com/resource-centre>.

## Information about spare parts

Exploded views and spare parts lists are available in Service Link at [www.desouttertools.com](http://www.desouttertools.com).

## Safety Data Sheets MSDS/SDS

The Safety Data Sheets describe the chemical products sold by Desoutter.

Please consult the Desoutter website for more information

<https://www.desouttertools.com/legal/sds>.

## Copyright

© Copyright 2022, Ets Georges Renault, 38 rue Bobby Sands, 44818 Saint Herblain, France

All rights reserved. Any unauthorized use or copying of the contents or part thereof is prohibited.

This applies in particular to trademarks, model denominations, part numbers and drawings. Use only

authorized parts. Any damage or malfunction caused by the use of unauthorised parts is not covered

by Warranty or Product Liability.

## For Chinese language

部件名称	有毒有害物质或元素					
	铅(Pb)	汞(Hg)	镉(Cd)	六价铬 (Cr(VI))	多溴联苯 (PBB)	多溴二苯醚 (PBDE)
电子组件/ Electronics Module	x	o	o	o	o	o
外壳 / Housing	o	o	o	o	o	o

本表格依据SJ/T11364的规定编制

○：表示该有毒有害物质在该部件所有均质材料中的含量均在GB/T 26572 规定的限量要求以下。

×：表示该有毒有害物质至少在该部件的某一均质材料中的含量超出GB/T 26572标准规定的限量要求。

Commented [SC10]: Available in ST4 SI : 6159929750

Commented [SC11]: See document 6159920510

## Original instructions

Founded in 1914 and headquartered in France, Desoutter Industrial Tools is a global leader in electric and pneumatic assembly tools serving a wide range of assembly and manufacturing operations, including

Aerospace, Automotive, Light and Heavy Vehicles, Off-Road, General Industry.

Desoutter offers a comprehensive range of Solutions -tools, service and projects- to meet the specific demands of local and global customers in over 170 countries.

The company designs, develops and delivers innovative quality industrial tool solutions, including Air and Electric Screwdrivers, Advanced Assembly Tools, Advanced Drilling Units, Air Motors and Torque Measurement Systems.

Find more on [www.desouttertools.com](http://www.desouttertools.com)

Commented [SC12]: ST4