

# MAGNETIC MOUNT for iPad

USER MANUAL

### Parameters.

Name: Magnetic Mount For iPad with Wireless Charger

Model/Type reference.....X30Pro

X27, X30, X33, X27Pro, X33 Pro

Material: Aluminium

Color: Space Gray/Silver

Interface: Type-C input

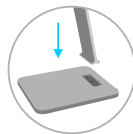
Input: DC 5V/2A,9V/1.67A,12V/1.5A max

(It is recommended to use the QC/PD adapter with power of 18W or above)

Output: 15W Max

Note: The parameters is derived from the actual measurement of the product.

The actual parameters will vary with the product or other factors.



Put the pole on the base board



Tighten the screws

### Wireless.

compatible with

MagSafe-capable device.

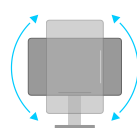
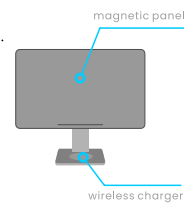
iPhone 12 series

iPhone 13 series

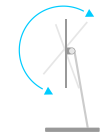
AirPods 2<sup>nd</sup> Generation

AirPods Pro

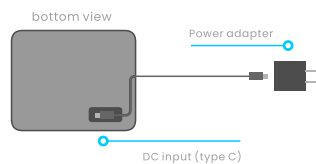
other Qi-enabled devices



horizontal/vertical



adjust the angle



## FCC WARNING

This device complies with part 15 of the FCC Rules. Operation is subject to the following two conditions: (1) this device may not cause harmful interference, and (2) this device must accept any interference received, including interference that may cause undesired operation.

Any changes or modifications not expressly approved by the party responsible for compliance could void the user's authority to operate the equipment.

NOTE: This equipment has been tested and found to comply with the limits for a Class B digital device, pursuant to Part 15 of the FCC Rules. These limits are designed to provide reasonable protection against harmful interference in a residential installation. This equipment generates, uses and can radiate radio frequency energy and, if not installed and used in accordance with the instructions, may cause harmful interference to radio communications.

However, there is no guarantee that interference will not occur in a particular installation.

If this equipment does cause harmful interference to radio or television reception, which can be determined by turning the equipment off and on, the user is encouraged to try to correct the interference by one or more of the following measures:

- Reorient or relocate the receiving antenna.
- Increase the separation between the equipment and receiver.
- Connect the equipment into an outlet on a circuit different from that to which the receiver is connected.
- Consult the dealer or an experienced radio/TV technician for help.

RF warning for WPT device:

The equipment complies with FCC radiation exposure limits set forth for an uncontrolled environment. During the operation of device a distance of 15cm surrounding the device and 20 cm above the top surface of the device must be respected.