


FCC ID: 2APD4-P26A

## Test Setup Photos

1. Conducted emission main's port front view



2. Conducted emission main's port side view




### 3. Radiated emission (9KHz-30MHz)



### 4. Radiated emission (30MHz-1GHz)



## 5. Radiated emission (above 1GHz)




## 6. Conducted measurement Setup



(5G)





(DFS)