



REPORT No. : SZ19090323S01

Annex D Plots of RF Test Results

HAC RF_GSM850_GSM Voice_Ch128_E

Communication System: UID 10021 - DAB, GSM-FDD (TDMA, GMSK); Frequency: 824.2 MHz; Duty Cycle: 1:8.3

Medium: Air Medium parameters used: $\sigma = 0$ S/m, $\epsilon_r = 1$; $\rho = 0$ kg/m³

Ambient Temperature : 23.2 °C

DASY5 Configuration:

- Probe: ER3DV6 - SN2434; ConvF(1, 1, 1); Calibrated: 2018.10.18;
- Sensor-Surface: (Fix Surface)
- Electronics: DAE4 Sn480; Calibrated: 2019.04.11
- Phantom: HAC Test Arch with AMCC; Type: SD HAC P01 BA;
- Measurement SW: DASY52, Version 52.8 (8); SEMCAD X Version 14.6.10 (7331)

Ch128/Hearing Aid Compatibility Test (101x101x1): Interpolated grid: dx=0.5000 mm, dy=0.5000 mm

Device Reference Point: 0, 0, -6.3 mm

Reference Value = 6.742 V/m; Power Drift = 0.05 dB

Applied MIF = 3.63 dB

RF audio interference level = 18.86 dBV/m

Emission category: M4

MIF scaled E-field

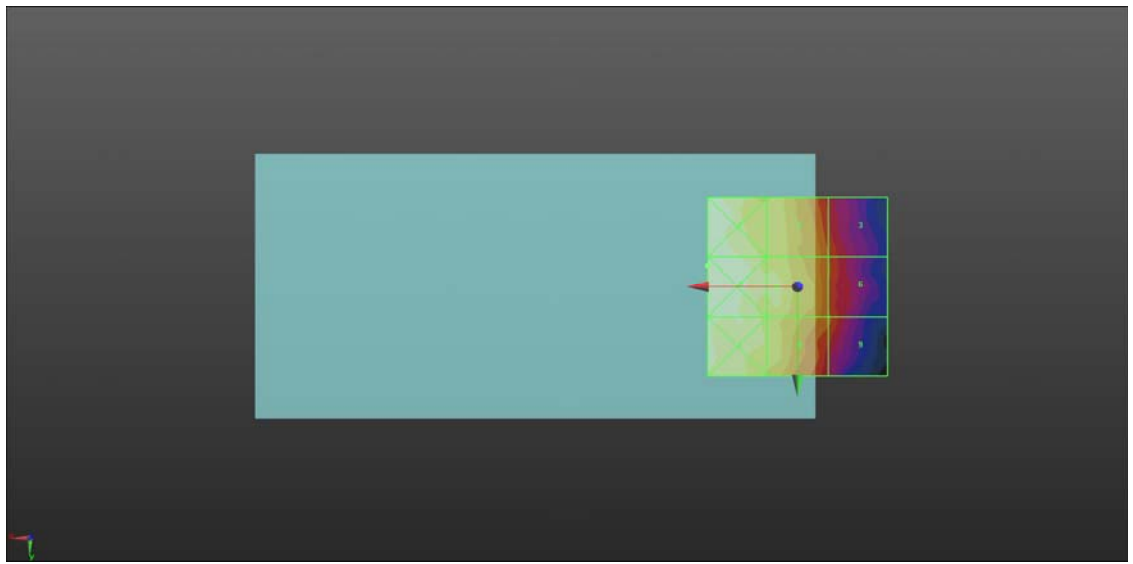
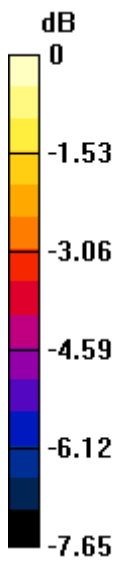
Grid 1 M4 19.69 dBV/m	Grid 2 M4 18.62 dBV/m	Grid 3 M4 16.72 dBV/m
Grid 4 M4 19.72 dBV/m	Grid 5 M4 18.86 dBV/m	Grid 6 M4 16.8 dBV/m
Grid 7 M4 19.39 dBV/m	Grid 8 M4 18.65 dBV/m	Grid 9 M4 16.81 dBV/m

Cursor:

Total = 19.72 dBV/m

E Category: M4

Location: 25, -6, 8.7 mm



0 dB = 9.679 V/m = 19.72 dBV/m

HAC RF_GSM850_GSM Voice_Ch189_E

Communication System: UID 10021 - DAB, GSM-FDD (TDMA, GMSK); Frequency: 836.6 MHz; Duty Cycle: 1:8.3

Medium: Air Medium parameters used: $\sigma = 0$ S/m, $\epsilon_r = 1$; $\rho = 0$ kg/m³

Ambient Temperature : 23.2 °C

DASY5 Configuration:

- Probe: ER3DV6 - SN2434; ConvF(1, 1, 1); Calibrated: 2018.10.18;
- Sensor-Surface: (Fix Surface)
- Electronics: DAE4 Sn480; Calibrated: 2019.04.11
- Phantom: HAC Test Arch with AMCC; Type: SD HAC P01 BA;
- Measurement SW: DASY52, Version 52.8 (8); SEMCAD X Version 14.6.10 (7331)

Ch189/Hearing Aid Compatibility Test (101x101x1): Interpolated grid: dx=0.5000 mm, dy=0.5000 mm

Device Reference Point: 0, 0, -6.3 mm

Reference Value = 7.002 V/m; Power Drift = -0.01 dB

Applied MIF = 3.63 dB

RF audio interference level = 19.33 dBV/m

Emission category: M4

MIF scaled E-field

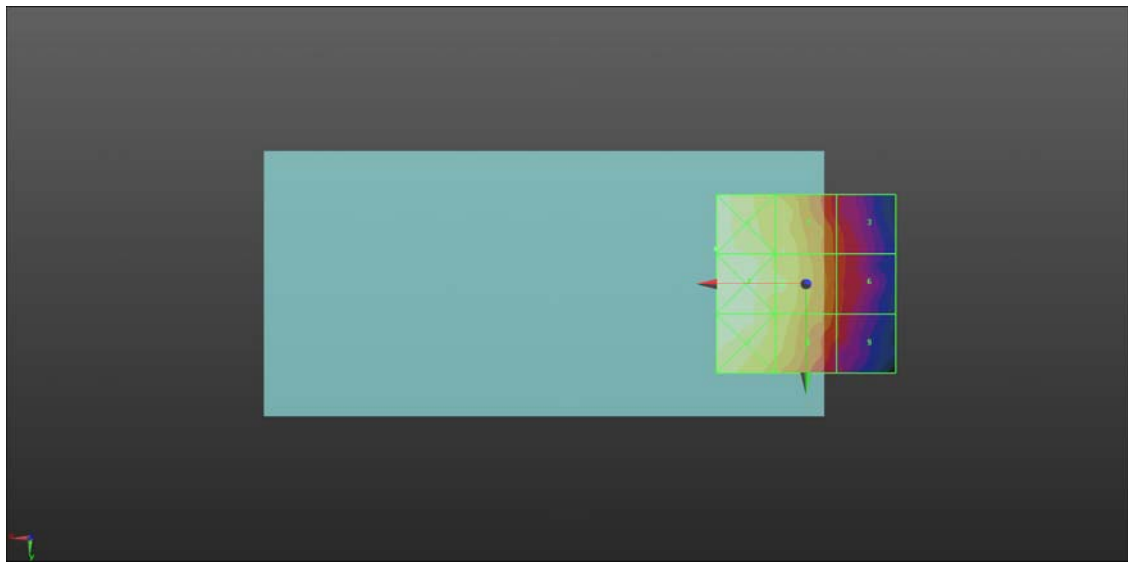
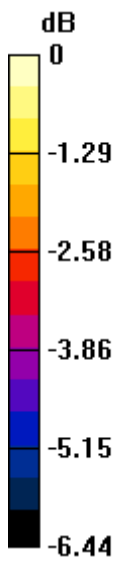
Grid 1 M4 20.13 dBV/m	Grid 2 M4 19.29 dBV/m	Grid 3 M4 17.46 dBV/m
Grid 4 M4 20.12 dBV/m	Grid 5 M4 19.33 dBV/m	Grid 6 M4 17.49 dBV/m
Grid 7 M4 19.87 dBV/m	Grid 8 M4 19.17 dBV/m	Grid 9 M4 17.36 dBV/m

Cursor:

Total = 20.13 dBV/m

E Category: M4

Location: 25, -10, 8.7 mm



0 dB = 10.15 V/m = 20.13 dBV/m

HAC RF_GSM850_GSM Voice_Ch251_E

Communication System: UID 10021 - DAB, GSM-FDD (TDMA, GMSK); Frequency: 848.6 MHz; Duty Cycle: 1:8.3

Medium: Air Medium parameters used: $\sigma = 0$ S/m, $\epsilon_r = 1$; $\rho = 0$ kg/m³

Ambient Temperature : 23.2 °C

DASY5 Configuration:

- Probe: ER3DV6 - SN2434; ConvF(1, 1, 1); Calibrated: 2018.10.18;
- Sensor-Surface: (Fix Surface)
- Electronics: DAE4 Sn480; Calibrated: 2019.04.11
- Phantom: HAC Test Arch with AMCC; Type: SD HAC P01 BA;
- Measurement SW: DASY52, Version 52.8 (8); SEMCAD X Version 14.6.10 (7331)

Ch251/Hearing Aid Compatibility Test (101x101x1): Interpolated grid: dx=0.5000 mm, dy=0.5000 mm

Device Reference Point: 0, 0, -6.3 mm

Reference Value = 6.767 V/m; Power Drift = -0.03 dB

Applied MIF = 3.63 dB

RF audio interference level = 19.28 dBV/m

Emission category: M4

MIF scaled E-field

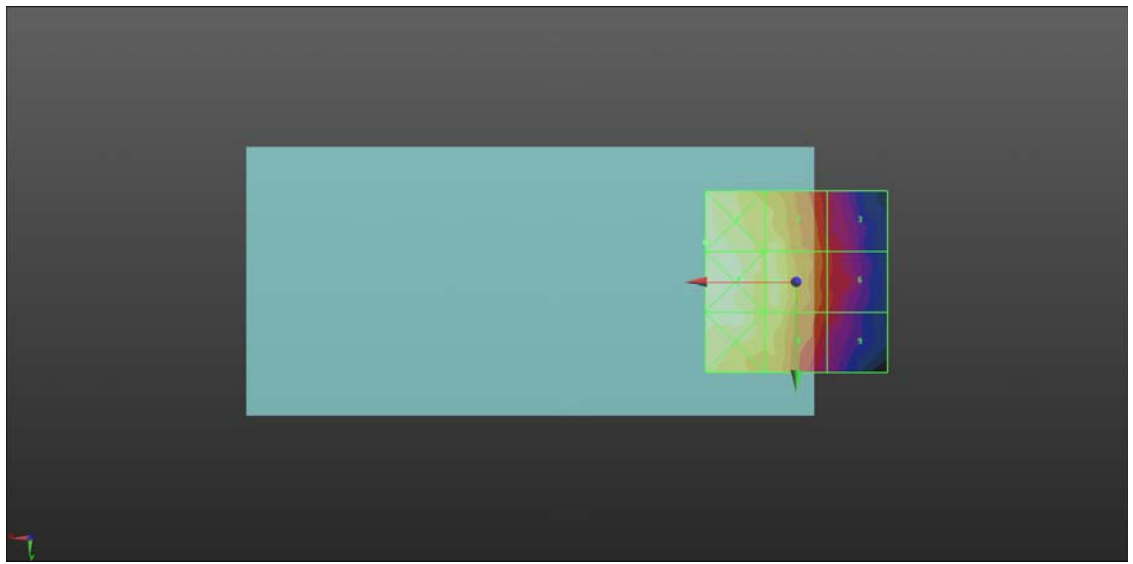
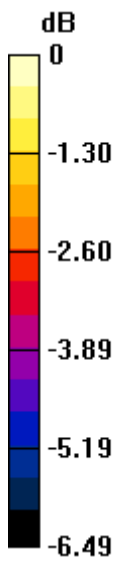
Grid 1 M4 19.97 dBV/m	Grid 2 M4 19.22 dBV/m	Grid 3 M4 17.12 dBV/m
Grid 4 M4 19.95 dBV/m	Grid 5 M4 19.28 dBV/m	Grid 6 M4 17.19 dBV/m
Grid 7 M4 19.71 dBV/m	Grid 8 M4 19.07 dBV/m	Grid 9 M4 16.98 dBV/m

Cursor:

Total = 19.97 dBV/m

E Category: M4

Location: 25, -11, 8.7 mm



0 dB = 9.960 V/m = 19.97 dBV/m

HAC RF_GSM1900_GSM Voice_Ch512_E

Communication System: UID 10021 - DAB, GSM-FDD (TDMA, GMSK); Frequency: 1850.2 MHz; Duty Cycle: 1:8.3

Medium: Air Medium parameters used: $\sigma = 0$ S/m, $\epsilon_r = 1$; $\rho = 0$ kg/m³

Ambient Temperature : 23.2 °C

DASY5 Configuration:

- Probe: ER3DV6 - SN2434; ConvF(1, 1, 1); Calibrated: 2018.10.18;
- Sensor-Surface: (Fix Surface)
- Electronics: DAE4 Sn480; Calibrated: 2019.04.11
- Phantom: HAC Test Arch with AMCC; Type: SD HAC P01 BA;
- Measurement SW: DASY52, Version 52.8 (8); SEMCAD X Version 14.6.10 (7331)

Ch512/Hearing Aid Compatibility Test (101x101x1): Interpolated grid: dx=0.5000 mm, dy=0.5000 mm

Device Reference Point: 0, 0, -6.3 mm

Reference Value = 6.896 V/m; Power Drift = -0.01 dB

Applied MIF = 3.63 dB

RF audio interference level = 20.36 dBV/m

Emission category: M4

MIF scaled E-field

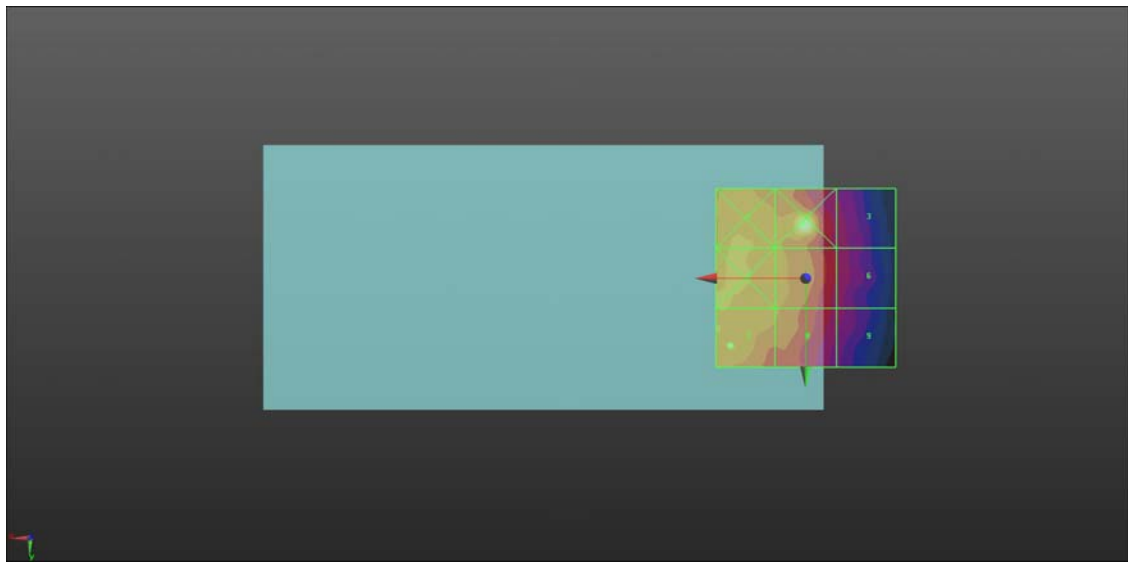
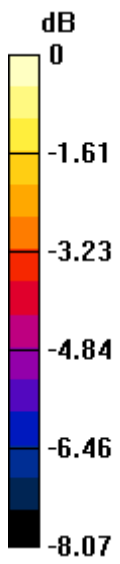
Grid 1 M4 20.46 dBV/m	Grid 2 M4 22.47 dBV/m	Grid 3 M4 18.07 dBV/m
Grid 4 M4 20.65 dBV/m	Grid 5 M4 20.06 dBV/m	Grid 6 M4 18.25 dBV/m
Grid 7 M4 20.36 dBV/m	Grid 8 M4 19.93 dBV/m	Grid 9 M4 18.01 dBV/m

Cursor:

Total = 22.47 dBV/m

E Category: M4

Location: 0.5, -15, 8.7 mm



0 dB = 13.29 V/m = 22.47 dBV/m

HAC RF_GSM1900_GSM Voice_Ch661_E

Communication System: UID 10021 - DAB, GSM-FDD (TDMA, GMSK); Frequency: 1880 MHz; Duty Cycle: 1:8.3

Medium: Air Medium parameters used: $\sigma = 0$ S/m, $\epsilon_r = 1$; $\rho = 0$ kg/m³

Ambient Temperature : 23.2 °C

DASY5 Configuration:

- Probe: ER3DV6 - SN2434; ConvF(1, 1, 1); Calibrated: 2018.10.18;
- Sensor-Surface: (Fix Surface)
- Electronics: DAE4 Sn480; Calibrated: 2019.04.11
- Phantom: HAC Test Arch with AMCC; Type: SD HAC P01 BA;
- Measurement SW: DASY52, Version 52.8 (8); SEMCAD X Version 14.6.10 (7331)

Ch661/Hearing Aid Compatibility Test (101x101x1): Interpolated grid: dx=0.5000 mm, dy=0.5000 mm

Device Reference Point: 0, 0, -6.3 mm

Reference Value = 6.381 V/m; Power Drift = -0.14 dB

Applied MIF = 3.63 dB

RF audio interference level = 18.80 dBV/m

Emission category: M4

MIF scaled E-field

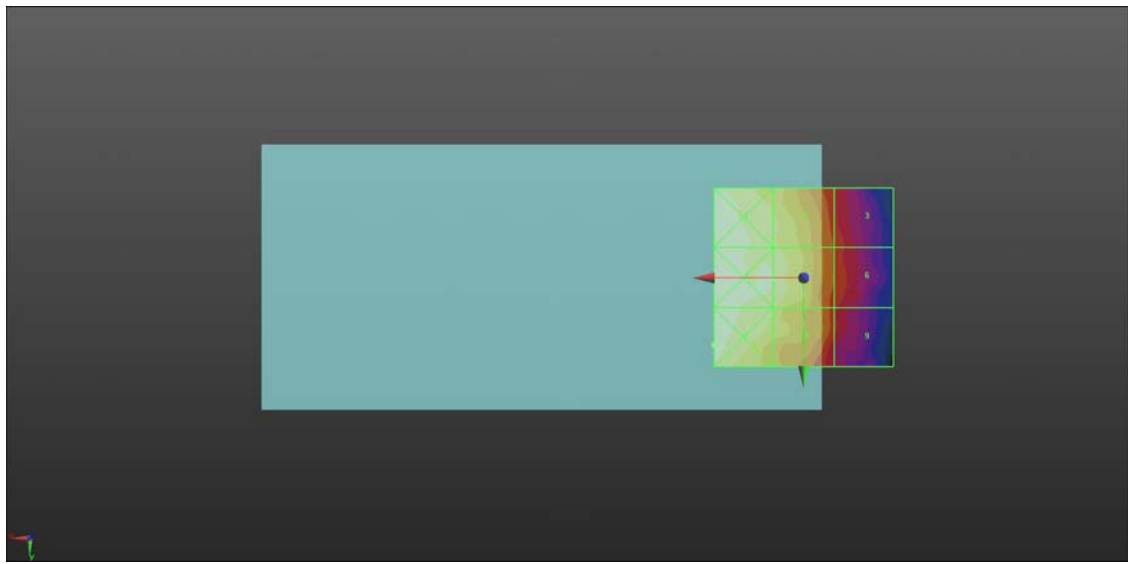
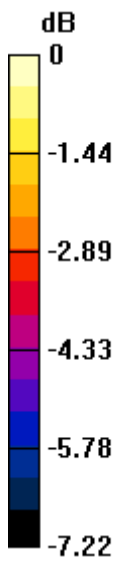
Grid 1 M4 19.25 dBV/m	Grid 2 M4 18.44 dBV/m	Grid 3 M4 16.35 dBV/m
Grid 4 M4 19.21 dBV/m	Grid 5 M4 18.8 dBV/m	Grid 6 M4 16.41 dBV/m
Grid 7 M4 19.27 dBV/m	Grid 8 M4 18.38 dBV/m	Grid 9 M4 16.09 dBV/m

Cursor:

Total = 19.27 dBV/m

E Category: M4

Location: 25, 19, 8.7 mm



0 dB = 9.191 V/m = 19.27 dBV/m

HAC RF_GSM1900_GSM Voice_Ch810_E

Communication System: UID 10021 - DAB, GSM-FDD (TDMA, GMSK); Frequency: 1909.8 MHz; Duty Cycle: 1:8.3

Medium: Air Medium parameters used: $\sigma = 0 \text{ S/m}$, $\epsilon_r = 1$; $\rho = 0 \text{ kg/m}^3$

Ambient Temperature : 23.2 °C

DASY5 Configuration:

- Probe: ER3DV6 - SN2434; ConvF(1, 1, 1); Calibrated: 2018.10.18;
- Sensor-Surface: (Fix Surface)
- Electronics: DAE4 Sn480; Calibrated: 2019.04.11
- Phantom: HAC Test Arch with AMCC; Type: SD HAC P01 BA;
- Measurement SW: DASY52, Version 52.8 (8); SEMCAD X Version 14.6.10 (7331)

Ch810/Hearing Aid Compatibility Test (101x101x1): Interpolated grid: dx=0.5000 mm, dy=0.5000 mm

Device Reference Point: 0, 0, -6.3 mm

Reference Value = 6.556 V/m; Power Drift = 0.05 dB

Applied MIF = 3.63 dB

RF audio interference level = 18.87 dBV/m

Emission category: M4

MIF scaled E-field

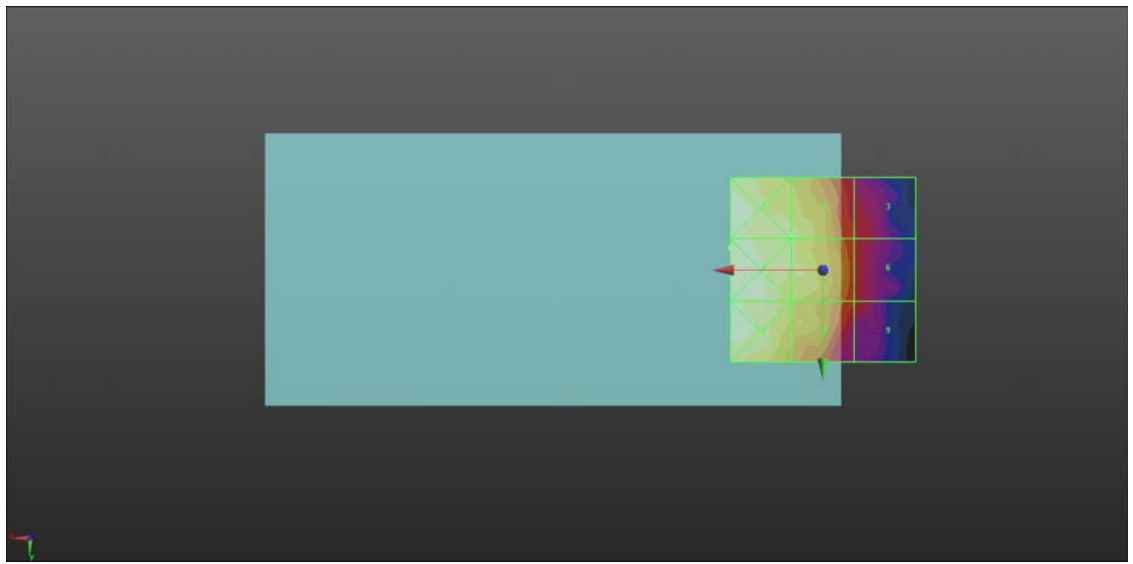
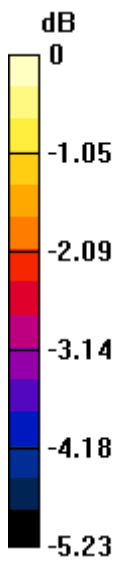
Grid 1 M4 19.38 dBV/m	Grid 2 M4 18.87 dBV/m	Grid 3 M4 17.05 dBV/m
Grid 4 M4 19.41 dBV/m	Grid 5 M4 18.86 dBV/m	Grid 6 M4 17.08 dBV/m
Grid 7 M4 19.36 dBV/m	Grid 8 M4 18.45 dBV/m	Grid 9 M4 17.05 dBV/m

Cursor:

Total = 19.41 dBV/m

E Category: M4

Location: 25, -6, 8.7 mm



0 dB = 9.348 V/m = 19.41 dBV/m

HAC RF_CDMA2000 BC0_RC1 SO3_Ch1013_E

Communication System: UID 10295 - AAB, CDMA2000, RC1, SO3, 1/8th Rate 25 fr.; Frequency: 815.04 MHz; Duty Cycle: 1:1

Medium: Air Medium parameters used: $\sigma = 0$ S/m, $\epsilon_r = 1$; $\rho = 0$ kg/m³

Ambient Temperature : 23.2 °C

DASY5 Configuration:

- Probe: ER3DV6 - SN2434; ConvF(1, 1, 1); Calibrated: 2018.10.18;
- Sensor-Surface: (Fix Surface)
- Electronics: DAE4 Sn480; Calibrated: 2019.04.11
- Phantom: HAC Test Arch with AMCC; Type: SD HAC P01 BA;
- Measurement SW: DASY52, Version 52.8 (8); SEMCAD X Version 14.6.10 (7331)

Ch1013/Hearing Aid Compatibility Test (101x101x1): Interpolated grid: dx=0.5000 mm, dy=0.5000 mm

Device Reference Point: 0, 0, -6.3 mm

Reference Value = 6.281 V/m; Power Drift = -0.01 dB

Applied MIF = 3.26 dB

RF audio interference level = 18.26 dBV/m

Emission category: M4

MIF scaled E-field

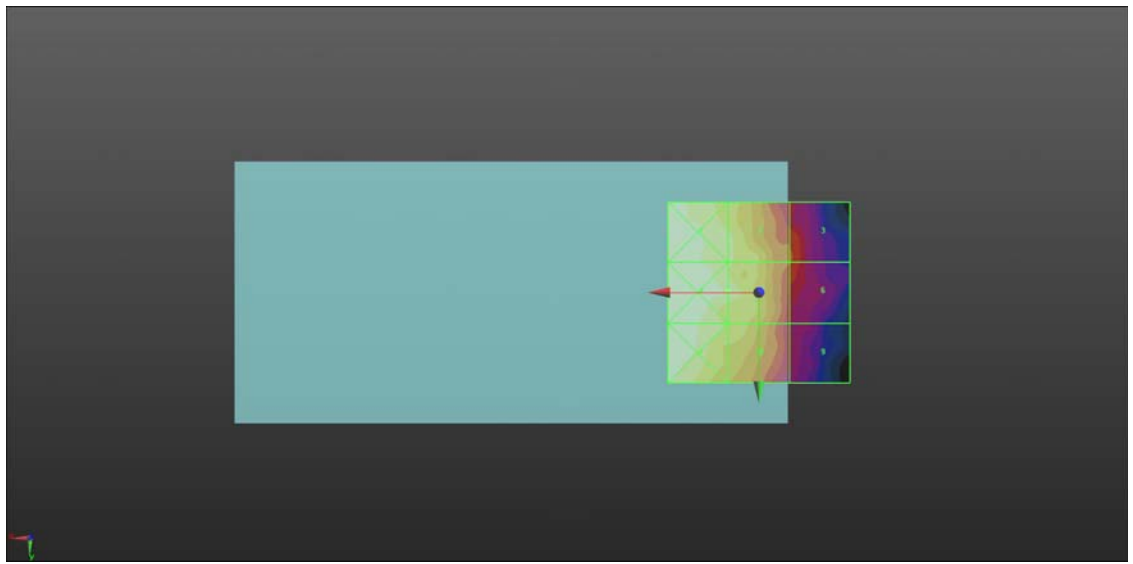
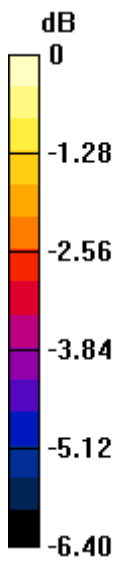
Grid 1 M4 18.73 dBV/m	Grid 2 M4 18.19 dBV/m	Grid 3 M4 16.36 dBV/m
Grid 4 M4 18.83 dBV/m	Grid 5 M4 18.26 dBV/m	Grid 6 M4 16.3 dBV/m
Grid 7 M4 18.74 dBV/m	Grid 8 M4 17.9 dBV/m	Grid 9 M4 15.52 dBV/m

Cursor:

Total = 18.83 dBV/m

E Category: M4

Location: 25, -0.5, 8.7 mm



0 dB = 8.738 V/m = 18.83 dBV/m

HAC RF_CDMA2000 BC0_RC1 SO3_Ch384_E

Communication System: UID 10295 - AAB, CDMA2000, RC1, SO3, 1/8th Rate 25 fr.; Frequency: 836.52 MHz; Duty Cycle: 1:1

Medium: Air Medium parameters used: $\sigma = 0$ S/m, $\epsilon_r = 1$; $\rho = 0$ kg/m³

Ambient Temperature : 23.2 °C

DASY5 Configuration:

- Probe: ER3DV6 - SN2434; ConvF(1, 1, 1); Calibrated: 2018.10.18;
- Sensor-Surface: (Fix Surface)
- Electronics: DAE4 Sn480; Calibrated: 2019.04.11
- Phantom: HAC Test Arch with AMCC; Type: SD HAC P01 BA;
- Measurement SW: DASY52, Version 52.8 (8); SEMCAD X Version 14.6.10 (7331)

Ch384/Hearing Aid Compatibility Test (101x101x1): Interpolated grid: dx=0.5000 mm, dy=0.5000 mm

Device Reference Point: 0, 0, -6.3 mm

Reference Value = 6.196 V/m; Power Drift = 0.19 dB

Applied MIF = 3.26 dB

RF audio interference level = 18.02 dBV/m

Emission category: M4

MIF scaled E-field

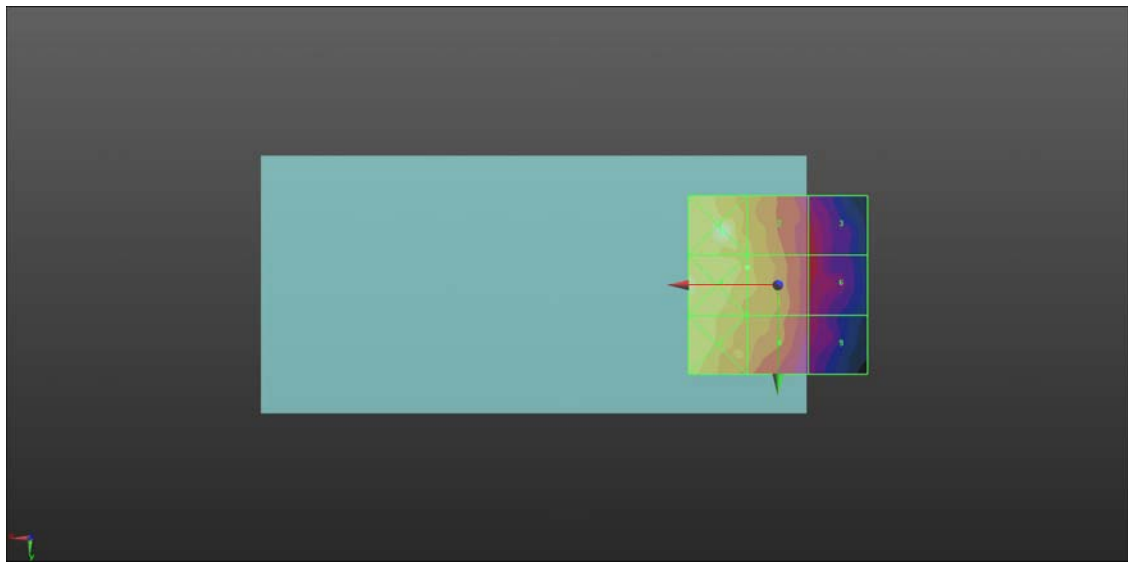
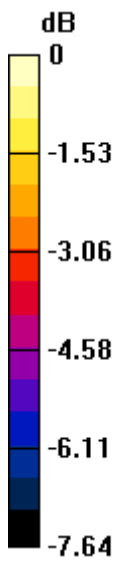
Grid 1 M4 19.74 dBV/m	Grid 2 M4 17.93 dBV/m	Grid 3 M4 15.99 dBV/m
Grid 4 M4 18.88 dBV/m	Grid 5 M4 18.02 dBV/m	Grid 6 M4 16.06 dBV/m
Grid 7 M4 18.64 dBV/m	Grid 8 M4 17.67 dBV/m	Grid 9 M4 15.73 dBV/m

Cursor:

Total = 19.74 dBV/m

E Category: M4

Location: 15.5, -15, 8.7 mm



0 dB = 9.700 V/m = 19.74 dBV/m

HAC RF_CDMA2000 BC0_RC1 SO3_Ch777_E

Communication System: UID 10295 - AAB, CDMA2000, RC1, SO3, 1/8th Rate 25 fr.; Frequency: 848.97 MHz; Duty Cycle: 1:1

Medium: Air Medium parameters used: $\sigma = 0$ S/m, $\epsilon_r = 1$; $\rho = 0$ kg/m³

Ambient Temperature : 23.2 °C

DASY5 Configuration:

- Probe: ER3DV6 - SN2434; ConvF(1, 1, 1); Calibrated: 2018.10.18;
- Sensor-Surface: (Fix Surface)
- Electronics: DAE4 Sn480; Calibrated: 2019.04.11
- Phantom: HAC Test Arch with AMCC; Type: SD HAC P01 BA;
- Measurement SW: DASY52, Version 52.8 (8); SEMCAD X Version 14.6.10 (7331)

Ch777/Hearing Aid Compatibility Test (101x101x1): Interpolated grid: dx=0.5000 mm, dy=0.5000 mm

Device Reference Point: 0, 0, -6.3 mm

Reference Value = 6.760 V/m; Power Drift = -0.07 dB

Applied MIF = 3.26 dB

RF audio interference level = 18.69 dBV/m

Emission category: M4

MIF scaled E-field

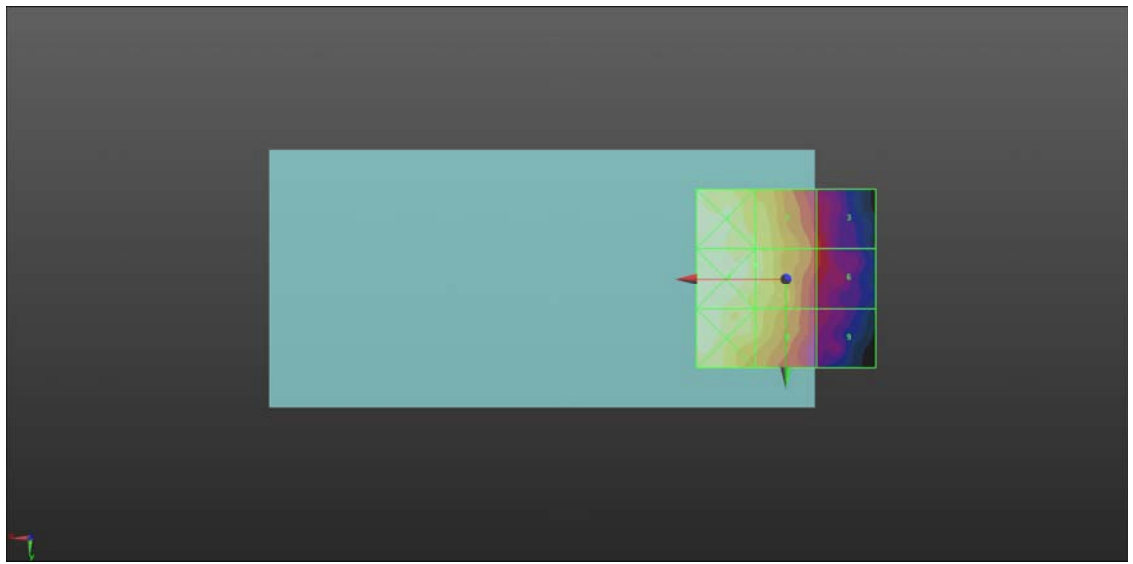
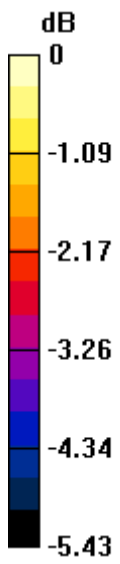
Grid 1 M4 19.09 dBV/m	Grid 2 M4 18.56 dBV/m	Grid 3 M4 16.84 dBV/m
Grid 4 M4 19.18 dBV/m	Grid 5 M4 18.69 dBV/m	Grid 6 M4 16.84 dBV/m
Grid 7 M4 19.04 dBV/m	Grid 8 M4 18.38 dBV/m	Grid 9 M4 16.35 dBV/m

Cursor:

Total = 19.18 dBV/m

E Category: M4

Location: 25, -1, 8.7 mm



0 dB = 9.103 V/m = 19.18 dBV/m

HAC RF_CDMA2000 BC1_RC1 SO3_Ch25_E

Communication System: UID 10295 - AAB, CDMA2000, RC1, SO3, 1/8th Rate 25 fr.; Frequency: 1851.25 MHz; Duty Cycle: 1:1

Medium: Air Medium parameters used: $\sigma = 0$ S/m, $\epsilon_r = 1$; $\rho = 0$ kg/m³

Ambient Temperature : 23.2 °C

DASY5 Configuration:

- Probe: ER3DV6 - SN2434; ConvF(1, 1, 1); Calibrated: 2018.10.18;
- Sensor-Surface: (Fix Surface)
- Electronics: DAE4 Sn480; Calibrated: 2019.04.11
- Phantom: HAC Test Arch with AMCC; Type: SD HAC P01 BA;
- Measurement SW: DASY52, Version 52.8 (8); SEMCAD X Version 14.6.10 (7331)

Ch25/Hearing Aid Compatibility Test (101x101x1): Interpolated grid: dx=0.5000 mm, dy=0.5000 mm

Device Reference Point: 0, 0, -6.3 mm

Reference Value = 6.789 V/m; Power Drift = -0.05 dB

Applied MIF = 3.26 dB

RF audio interference level = 19.03 dBV/m

Emission category: M4

MIF scaled E-field

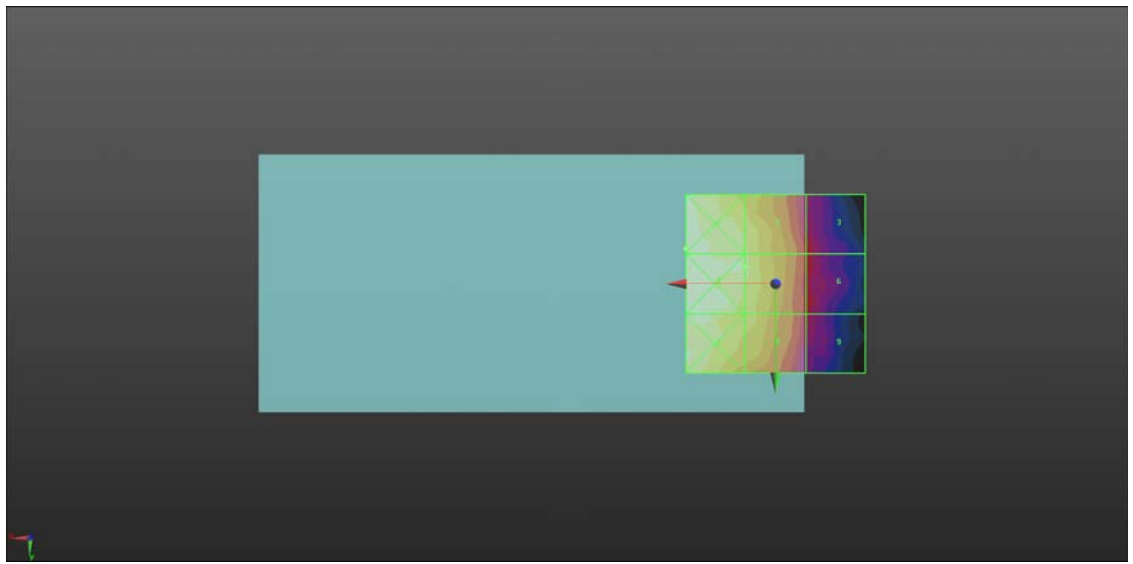
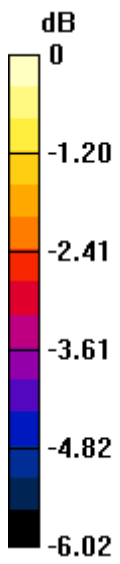
Grid 1 M4 19.57 dBV/m	Grid 2 M4 18.91 dBV/m	Grid 3 M4 16.74 dBV/m
Grid 4 M4 19.54 dBV/m	Grid 5 M4 19.03 dBV/m	Grid 6 M4 16.74 dBV/m
Grid 7 M4 19.33 dBV/m	Grid 8 M4 18.58 dBV/m	Grid 9 M4 16.55 dBV/m

Cursor:

Total = 19.57 dBV/m

E Category: M4

Location: 25, -10, 8.7 mm



0 dB = 9.518 V/m = 19.57 dBV/m

HAC RF_CDMA2000 BC1_RC1 SO3_Ch600_E

Communication System: UID 10295 - AAB, CDMA2000, RC1, SO3, 1/8th Rate 25 fr.; Frequency: 1880 MHz; Duty Cycle: 1:1

Medium: Air Medium parameters used: $\sigma = 0$ S/m, $\epsilon_r = 1$; $\rho = 0$ kg/m³

Ambient Temperature : 23.2 °C

DASY5 Configuration:

- Probe: ER3DV6 - SN2434; ConvF(1, 1, 1); Calibrated: 2018.10.18;
- Sensor-Surface: (Fix Surface)
- Electronics: DAE4 Sn480; Calibrated: 2019.04.11
- Phantom: HAC Test Arch with AMCC; Type: SD HAC P01 BA;
- Measurement SW: DASY52, Version 52.8 (8); SEMCAD X Version 14.6.10 (7331)

Ch600/Hearing Aid Compatibility Test (101x101x1): Interpolated grid: dx=0.5000 mm, dy=0.5000 mm

Device Reference Point: 0, 0, -6.3 mm

Reference Value = 6.272 V/m; Power Drift = 0.01 dB

Applied MIF = 3.26 dB

RF audio interference level = 18.14 dBV/m

Emission category: M4

MIF scaled E-field


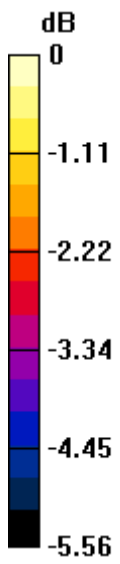
Grid 1 M4 18.83 dBV/m	Grid 2 M4 17.96 dBV/m	Grid 3 M4 16.33 dBV/m
Grid 4 M4 18.81 dBV/m	Grid 5 M4 18.14 dBV/m	Grid 6 M4 16.32 dBV/m
Grid 7 M4 18.65 dBV/m	Grid 8 M4 17.84 dBV/m	Grid 9 M4 16.01 dBV/m

Cursor:

Total = 18.83 dBV/m

E Category: M4

Location: 25, -10, 8.7 mm



0 dB = 8.744 V/m = 18.83 dBV/m

HAC RF_CDMA2000 BC1_RC1 SO3_Ch1175_E

Communication System: UID 10295 - AAB, CDMA2000, RC1, SO3, 1/8th Rate 25 fr.; Frequency: 1909.95 MHz; Duty Cycle: 1:1

Medium: Air Medium parameters used: $\sigma = 0$ S/m, $\epsilon_r = 1$; $\rho = 0$ kg/m³

Ambient Temperature : 23.2 °C

DASY5 Configuration:

- Probe: ER3DV6 - SN2434; ConvF(1, 1, 1); Calibrated: 2018.10.18;
- Sensor-Surface: (Fix Surface)
- Electronics: DAE4 Sn480; Calibrated: 2019.04.11
- Phantom: HAC Test Arch with AMCC; Type: SD HAC P01 BA;
- Measurement SW: DASY52, Version 52.8 (8); SEMCAD X Version 14.6.10 (7331)

Ch1175/Hearing Aid Compatibility Test (101x101x1): Interpolated grid: dx=0.5000 mm, dy=0.5000 mm

Device Reference Point: 0, 0, -6.3 mm

Reference Value = 6.357 V/m; Power Drift = -0.04 dB

Applied MIF = 3.26 dB

RF audio interference level = 18.11 dBV/m

Emission category: M4

MIF scaled E-field

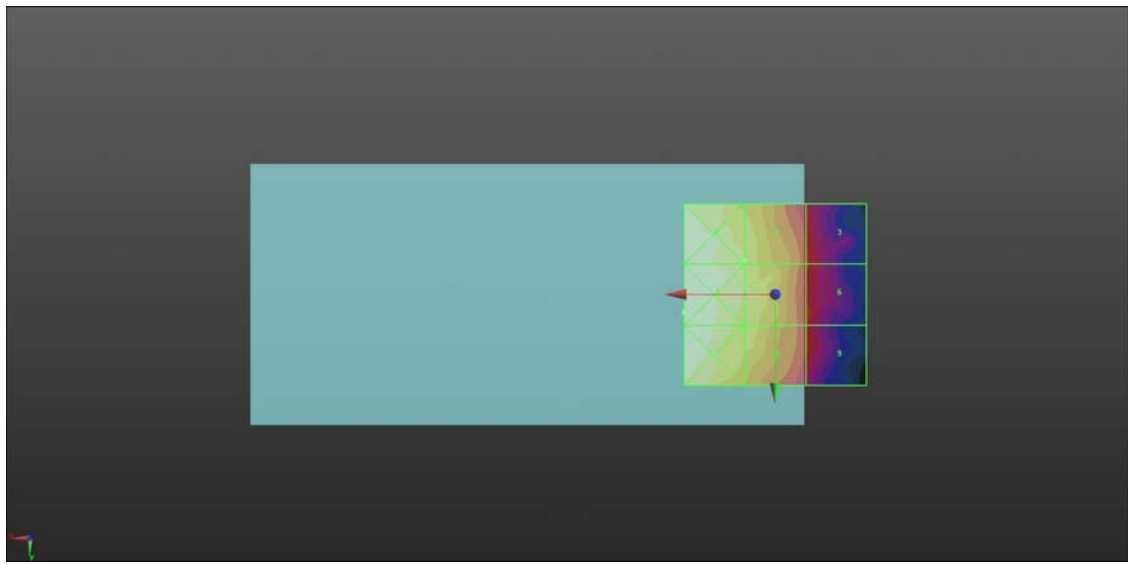
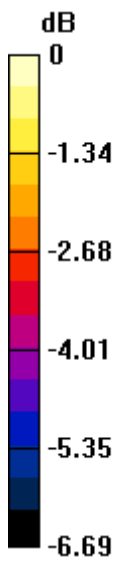
Grid 1 M4 18.69 dBV/m	Grid 2 M4 18.11 dBV/m	Grid 3 M4 15.89 dBV/m
Grid 4 M4 18.87 dBV/m	Grid 5 M4 18.09 dBV/m	Grid 6 M4 15.92 dBV/m
Grid 7 M4 18.8 dBV/m	Grid 8 M4 17.74 dBV/m	Grid 9 M4 15.86 dBV/m

Cursor:

Total = 18.87 dBV/m

E Category: M4

Location: 25, 5, 8.7 mm



0 dB = 8.783 V/m = 18.87 dBV/m

HAC RF_CDMA2000 BC10_RC1 SO3_Ch476_E

Communication System: UID 10295 - AAB, CDMA2000, RC1, SO3, 1/8th Rate 25 fr.; Frequency: 817.9 MHz; Duty Cycle: 1:1

Medium: Air Medium parameters used: $\sigma = 0$ S/m, $\epsilon_r = 1$; $\rho = 0$ kg/m³

Ambient Temperature : 23.2 °C

DASY5 Configuration:

- Probe: ER3DV6 - SN2434; ConvF(1, 1, 1); Calibrated: 2018.10.18;
- Sensor-Surface: (Fix Surface)
- Electronics: DAE4 Sn480; Calibrated: 2019.04.11
- Phantom: HAC Test Arch with AMCC; Type: SD HAC P01 BA;
- Measurement SW: DASY52, Version 52.8 (8); SEMCAD X Version 14.6.10 (7331)

Ch476/Hearing Aid Compatibility Test (101x101x1): Interpolated grid: dx=0.5000 mm, dy=0.5000 mm

Device Reference Point: 0, 0, -6.3 mm

Reference Value = 6.162 V/m; Power Drift = 0.07 dB

Applied MIF = 3.26 dB

RF audio interference level = 18.14 dBV/m

Emission category: M4

MIF scaled E-field

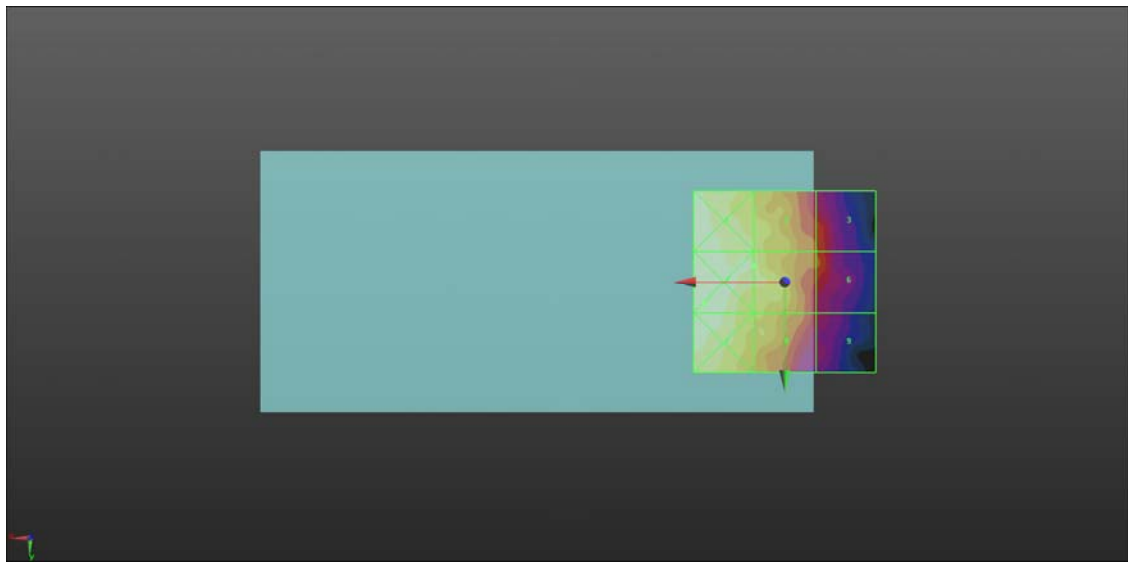
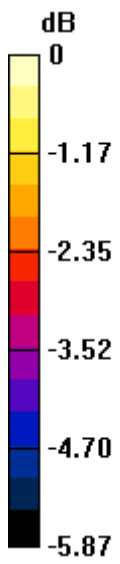
Grid 1 M4 18.63 dBV/m	Grid 2 M4 17.94 dBV/m	Grid 3 M4 16.38 dBV/m
Grid 4 M4 18.68 dBV/m	Grid 5 M4 18.14 dBV/m	Grid 6 M4 16.45 dBV/m
Grid 7 M4 18.65 dBV/m	Grid 8 M4 17.53 dBV/m	Grid 9 M4 15.71 dBV/m

Cursor:

Total = 18.68 dBV/m

E Category: M4

Location: 22, 6, 8.7 mm



0 dB = 8.588 V/m = 18.68 dBV/m

HAC RF_CDMA2000 BC10_RC1 SO3_Ch580_E

Communication System: UID 10295 - AAB, CDMA2000, RC1, SO3, 1/8th Rate 25 fr.; Frequency: 820.5 MHz; Duty Cycle: 1:1

Medium: Air Medium parameters used: $\sigma = 0$ S/m, $\epsilon_r = 1$; $\rho = 0$ kg/m³

Ambient Temperature : 23.2 °C

DASY5 Configuration:

- Probe: ER3DV6 - SN2434; ConvF(1, 1, 1); Calibrated: 2018.10.18;
- Sensor-Surface: (Fix Surface)
- Electronics: DAE4 Sn480; Calibrated: 2019.04.11
- Phantom: HAC Test Arch with AMCC; Type: SD HAC P01 BA;
- Measurement SW: DASY52, Version 52.8 (8); SEMCAD X Version 14.6.10 (7331)

Ch580/Hearing Aid Compatibility Test (101x101x1): Interpolated grid: dx=0.5000 mm, dy=0.5000 mm

Device Reference Point: 0, 0, -6.3 mm

Reference Value = 6.461 V/m; Power Drift = -0.16 dB

Applied MIF = 3.26 dB

RF audio interference level = 18.55 dBV/m

Emission category: M4

MIF scaled E-field

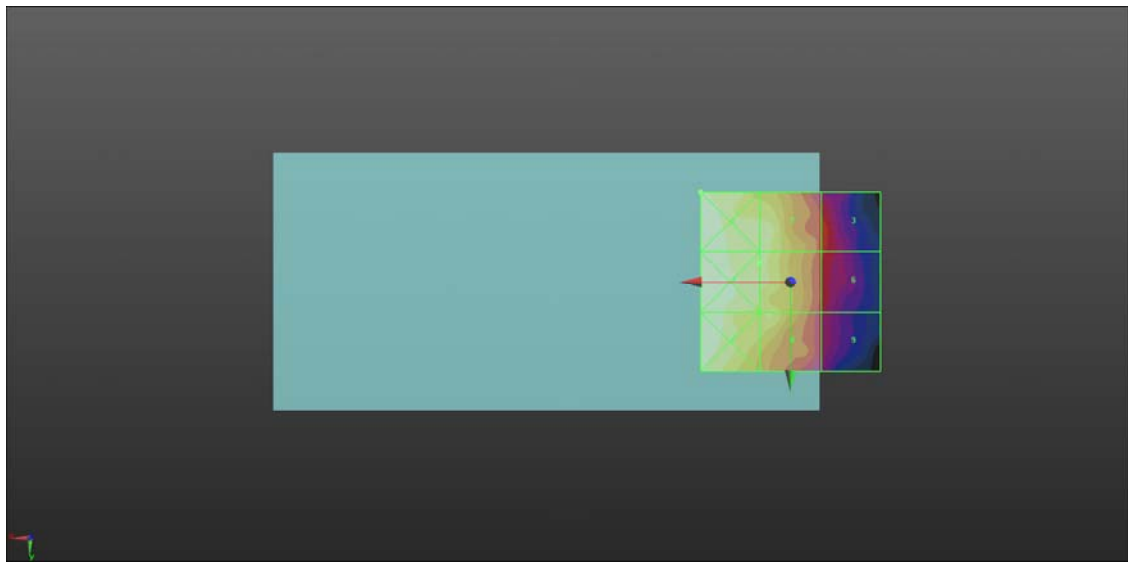
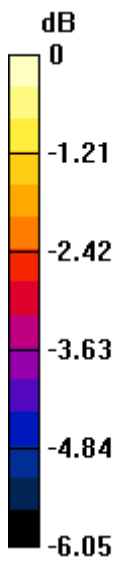
Grid 1 M4 19.12 dBV/m	Grid 2 M4 18.53 dBV/m	Grid 3 M4 16.58 dBV/m
Grid 4 M4 19.05 dBV/m	Grid 5 M4 18.55 dBV/m	Grid 6 M4 16.52 dBV/m
Grid 7 M4 19.02 dBV/m	Grid 8 M4 18.36 dBV/m	Grid 9 M4 16.06 dBV/m

Cursor:

Total = 19.12 dBV/m

E Category: M4

Location: 25, -25, 8.7 mm



0 dB = 9.039 V/m = 19.12 dBV/m

HAC RF_CDMA2000 BC10_RC1 SO3_Ch684_E

Communication System: UID 10295 - AAB, CDMA2000, RC1, SO3, 1/8th Rate 25 fr.; Frequency: 823.98 MHz; Duty Cycle: 1:1

Medium: Air Medium parameters used: $\sigma = 0$ S/m, $\epsilon_r = 1$; $\rho = 0$ kg/m³

Ambient Temperature : 23.2 °C

DASY5 Configuration:

- Probe: ER3DV6 - SN2434; ConvF(1, 1, 1); Calibrated: 2018.10.18;
- Sensor-Surface: (Fix Surface)
- Electronics: DAE4 Sn480; Calibrated: 2019.04.11
- Phantom: HAC Test Arch with AMCC; Type: SD HAC P01 BA;
- Measurement SW: DASY52, Version 52.8 (8); SEMCAD X Version 14.6.10 (7331)

Ch684/Hearing Aid Compatibility Test (101x101x1): Interpolated grid: dx=0.5000 mm, dy=0.5000 mm

Device Reference Point: 0, 0, -6.3 mm

Reference Value = 6.348 V/m; Power Drift = -0.10 dB

Applied MIF = 3.26 dB

RF audio interference level = 18.04 dBV/m

Emission category: M4

MIF scaled E-field

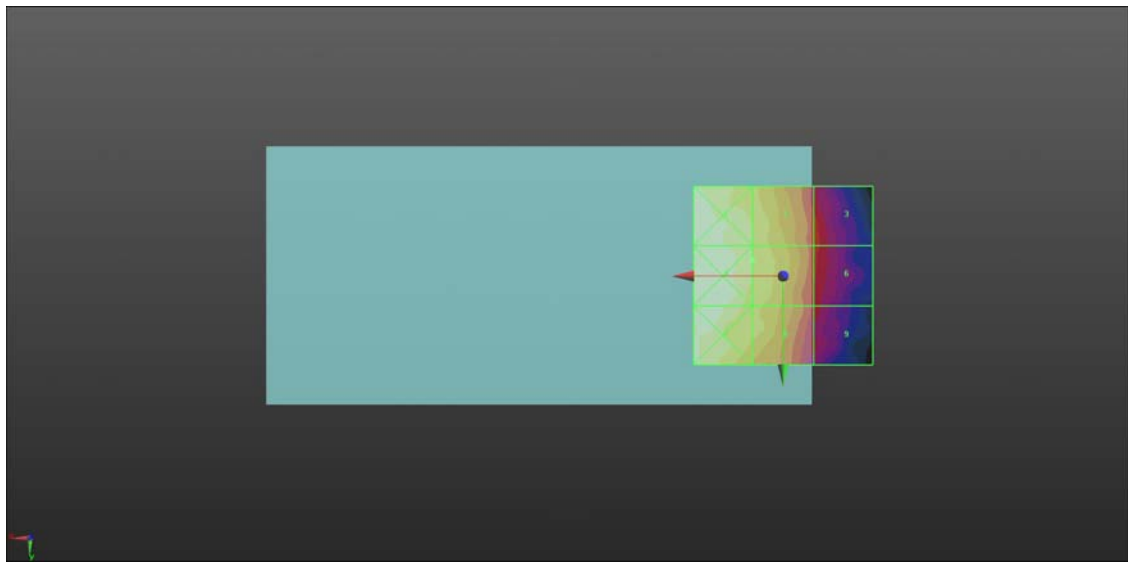
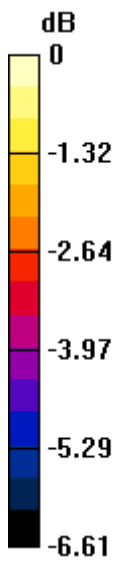
Grid 1 M4 18.86 dBV/m	Grid 2 M4 18.01 dBV/m	Grid 3 M4 16.09 dBV/m
Grid 4 M4 18.9 dBV/m	Grid 5 M4 18.04 dBV/m	Grid 6 M4 16.08 dBV/m
Grid 7 M4 18.75 dBV/m	Grid 8 M4 17.78 dBV/m	Grid 9 M4 15.74 dBV/m

Cursor:

Total = 18.90 dBV/m

E Category: M4

Location: 25, 0, 8.7 mm



0 dB = 8.807 V/m = 18.90 dBV/m

HAC RF_LTE Band 41_20M_QPSK_1RB_49offset_12.2Kbps_Ch39750_E

Communication System: UID 10172 - CAB, LTE-TDD (SC-FDMA, 1 RB, 20 MHz, QPSK);
 Frequency: 2506 MHz; Duty Cycle: 1:1.59

Medium: Air Medium parameters used: $\sigma = 0$ S/m, $\epsilon_r = 1$; $\rho = 0$ kg/m³

Ambient Temperature : 23.2 °C

DASY5 Configuration:

- Probe: ER3DV6 - SN2434; ConvF(1, 1, 1); Calibrated: 2018.10.18;
- Sensor-Surface: (Fix Surface)
- Electronics: DAE4 Sn480; Calibrated: 2019.04.11
- Phantom: HAC Test Arch with AMCC; Type: SD HAC P01 BA;
- Measurement SW: DASY52, Version 52.8 (8); SEMCAD X Version 14.6.10 (7331)

Ch39750/Hearing Aid Compatibility Test (101x101x1): Interpolated grid: dx=0.5000 mm, dy=0.5000 mm

Device Reference Point: 0, 0, -6.3 mm

Reference Value = 6.063 V/m; Power Drift = -0.03 dB

Applied MIF = -1.62 dB

RF audio interference level = 13.05 dBV/m

Emission category: M4

MIF scaled E-field

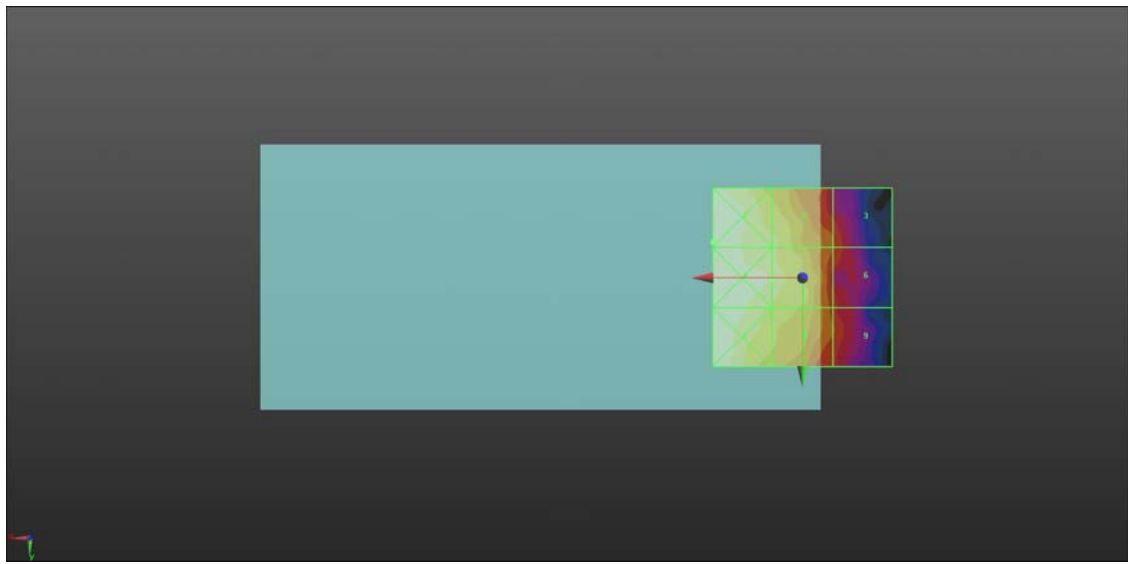
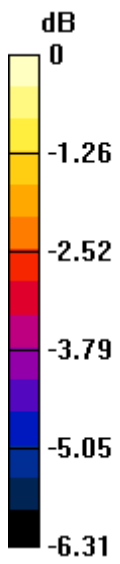
Grid 1 M4 13.57 dBV/m	Grid 2 M4 12.89 dBV/m	Grid 3 M4 11.11 dBV/m
Grid 4 M4 13.56 dBV/m	Grid 5 M4 13.05 dBV/m	Grid 6 M4 11.1 dBV/m
Grid 7 M4 13.48 dBV/m	Grid 8 M4 12.67 dBV/m	Grid 9 M4 11.11 dBV/m

Cursor:

Total = 13.57 dBV/m

E Category: M4

Location: 25, -10, 8.7 mm



0 dB = 4.770 V/m = 13.57 dBV/m

HAC RF_LTE Band 41_20M_QPSK_1RB_49offset_12.2Kbps_Ch40185_E

Communication System: UID 10172 - CAB, LTE-TDD (SC-FDMA, 1 RB, 20 MHz, QPSK);
 Frequency: 2549.5 MHz; Duty Cycle: 1:1.59

Medium: Air Medium parameters used: $\sigma = 0$ S/m, $\epsilon_r = 1$; $\rho = 0$ kg/m³

Ambient Temperature : 23.2 °C

DASY5 Configuration:

- Probe: ER3DV6 - SN2434; ConvF(1, 1, 1); Calibrated: 2018.10.18;
- Sensor-Surface: (Fix Surface)
- Electronics: DAE4 Sn480; Calibrated: 2019.04.11
- Phantom: HAC Test Arch with AMCC; Type: SD HAC P01 BA;
- Measurement SW: DASY52, Version 52.8 (8); SEMCAD X Version 14.6.10 (7331)

Ch40185/Hearing Aid Compatibility Test (101x101x1): Interpolated grid: dx=0.5000 mm, dy=0.5000 mm

Device Reference Point: 0, 0, -6.3 mm

Reference Value = 6.171 V/m; Power Drift = -0.09 dB

Applied MIF = -1.62 dB

RF audio interference level = 13.43 dBV/m

Emission category: M4

MIF scaled E-field

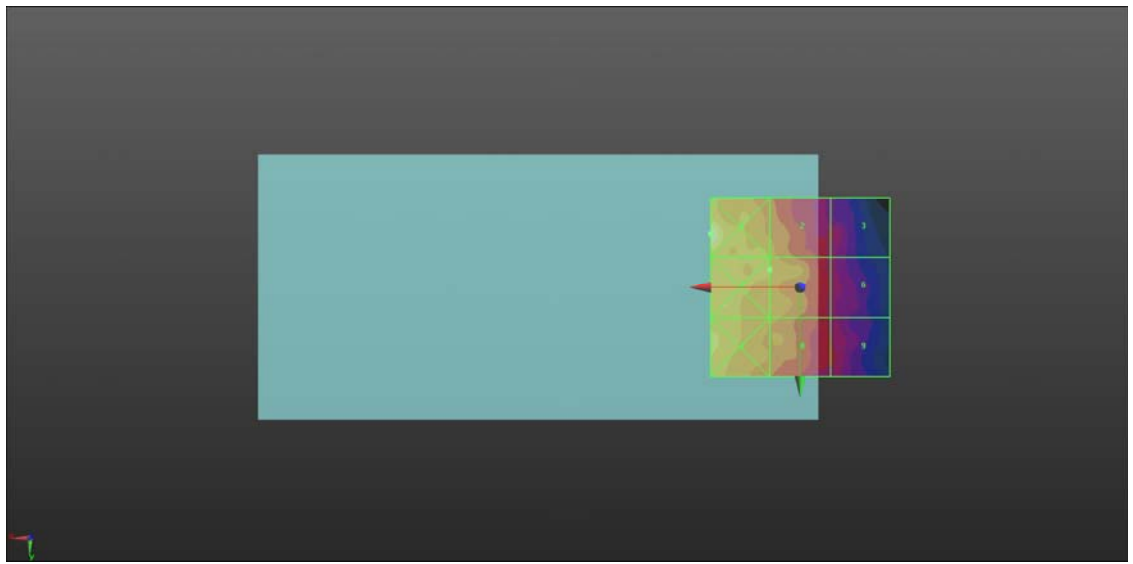
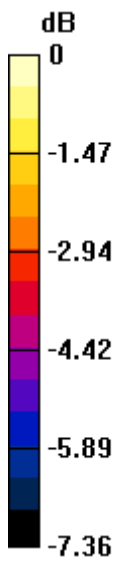
Grid 1 M4 15.3 dBV/m	Grid 2 M4 13.26 dBV/m	Grid 3 M4 11.42 dBV/m
Grid 4 M4 13.84 dBV/m	Grid 5 M4 13.43 dBV/m	Grid 6 M4 11.34 dBV/m
Grid 7 M4 14 dBV/m	Grid 8 M4 12.94 dBV/m	Grid 9 M4 11.55 dBV/m

Cursor:

Total = 15.30 dBV/m

E Category: M4

Location: 25, -15, 8.7 mm



0 dB = 5.821 V/m = 15.30 dBV/m

HAC RF_LTE Band 41_20M_QPSK_1RB_49offset_12.2Kbps_Ch40620_E

Communication System: UID 10172 - CAB, LTE-TDD (SC-FDMA, 1 RB, 20 MHz, QPSK);
 Frequency: 2593 MHz; Duty Cycle: 1:1.59

Medium: Air Medium parameters used: $\sigma = 0$ S/m, $\epsilon_r = 1$; $\rho = 0$ kg/m³

Ambient Temperature : 23.2 °C

DASY5 Configuration:

- Probe: ER3DV6 - SN2434; ConvF(1, 1, 1); Calibrated: 2018.10.18;
- Sensor-Surface: (Fix Surface)
- Electronics: DAE4 Sn480; Calibrated: 2019.04.11
- Phantom: HAC Test Arch with AMCC; Type: SD HAC P01 BA;
- Measurement SW: DASY52, Version 52.8 (8); SEMCAD X Version 14.6.10 (7331)

Ch40620/Hearing Aid Compatibility Test (101x101x1): Interpolated grid: dx=0.5000 mm, dy=0.5000 mm

Device Reference Point: 0, 0, -6.3 mm

Reference Value = 6.153 V/m; Power Drift = 0.07 dB

Applied MIF = -1.62 dB

RF audio interference level = 13.06 dBV/m

Emission category: M4

MIF scaled E-field

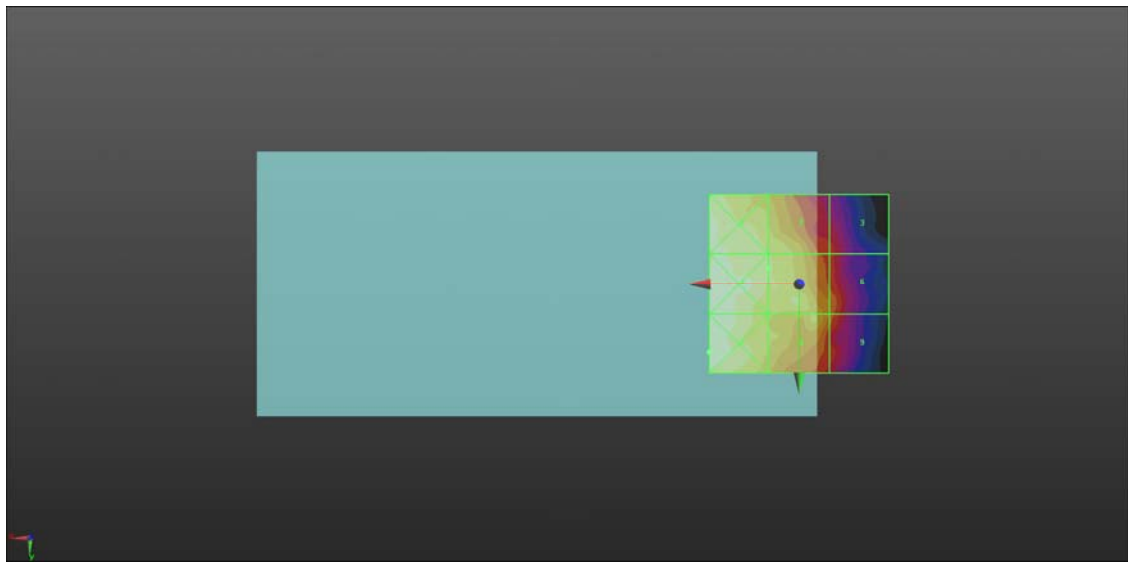
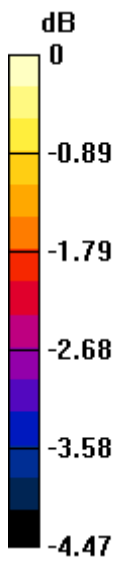
Grid 1 M4 13.53 dBV/m	Grid 2 M4 13 dBV/m	Grid 3 M4 11.65 dBV/m
Grid 4 M4 13.46 dBV/m	Grid 5 M4 13.06 dBV/m	Grid 6 M4 12.1 dBV/m
Grid 7 M4 13.58 dBV/m	Grid 8 M4 12.76 dBV/m	Grid 9 M4 12.02 dBV/m

Cursor:

Total = 13.58 dBV/m

E Category: M4

Location: 25, 19, 8.7 mm



0 dB = 4.774 V/m = 13.58 dBV/m

HAC RF_LTE Band 41_20M_QPSK_1RB_49offset_12.2Kbps_Ch41055_E

Communication System: UID 10172 - CAB, LTE-TDD (SC-FDMA, 1 RB, 20 MHz, QPSK);
 Frequency: 2636.5 MHz; Duty Cycle: 1:1.59

Medium: Air Medium parameters used: $\sigma = 0$ S/m, $\epsilon_r = 1$; $\rho = 0$ kg/m³

Ambient Temperature : 23.2 °C

DASY5 Configuration:

- Probe: ER3DV6 - SN2434; ConvF(1, 1, 1); Calibrated: 2018.10.18;
- Sensor-Surface: (Fix Surface)
- Electronics: DAE4 Sn480; Calibrated: 2019.04.11
- Phantom: HAC Test Arch with AMCC; Type: SD HAC P01 BA;
- Measurement SW: DASY52, Version 52.8 (8); SEMCAD X Version 14.6.10 (7331)

Ch41055/Hearing Aid Compatibility Test (101x101x1): Interpolated grid: dx=0.5000 mm, dy=0.5000 mm

Device Reference Point: 0, 0, -6.3 mm

Reference Value = 6.257 V/m; Power Drift = -0.12 dB

Applied MIF = -1.62 dB

RF audio interference level = 13.12 dBV/m

Emission category: M4

MIF scaled E-field


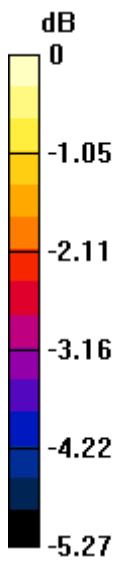
Grid 1 M4 13.88 dBV/m	Grid 2 M4 12.97 dBV/m	Grid 3 M4 11.54 dBV/m
Grid 4 M4 13.77 dBV/m	Grid 5 M4 13.12 dBV/m	Grid 6 M4 11.53 dBV/m
Grid 7 M4 13.72 dBV/m	Grid 8 M4 12.96 dBV/m	Grid 9 M4 11.57 dBV/m

Cursor:

Total = 13.88 dBV/m

E Category: M4

Location: 25, -20, 8.7 mm



0 dB = 4.945 V/m = 13.88 dBV/m

HAC RF_LTE Band 41_20M_QPSK_1RB_0offset_12.2Kbps_Ch41490_E

Communication System: UID 10103 - CAB, LTE-TDD (SC-FDMA, 100% RB, 20 MHz, QPSK);
 Frequency: 2680 MHz; Duty Cycle: 1:1.59

Medium: Air Medium parameters used: $\sigma = 0$ S/m, $\epsilon_r = 1$; $\rho = 0$ kg/m³

Ambient Temperature : 23.2 °C; Liquid Temperature : 22.1 °C

DASY5 Configuration:

- Probe: ER3DV6 - SN2434; ConvF(1, 1, 1); Calibrated: 2018.10.18;
- Sensor-Surface: (Fix Surface)
- Electronics: DAE4 Sn480; Calibrated: 2019.04.11
- Phantom: HAC Test Arch with AMCC; Type: SD HAC P01 BA;
- Measurement SW: DASY52, Version 52.8 (8); SEMCAD X Version 14.6.10 (7331)

Ch41490/Hearing Aid Compatibility Test (101x101x1): Interpolated grid: dx=0.5000 mm, dy=0.5000 mm

Device Reference Point: 0, 0, -6.3 mm

Reference Value = 12.47 V/m; Power Drift = -0.01 dB

Applied MIF = -1.64 dB

RF audio interference level = 13.16 dBV/m

Emission category: M4

MIF scaled E-field


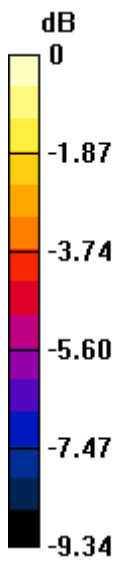
Grid 1 M4 13.69 dBV/m	Grid 2 M4 13.93 dBV/m	Grid 3 M4 13.64 dBV/m
Grid 4 M4 13.34 dBV/m	Grid 5 M4 13.56 dBV/m	Grid 6 M4 13.45 dBV/m
Grid 7 M4 13.16 dBV/m	Grid 8 M4 13.46 dBV/m	Grid 9 M4 13.45 dBV/m

Cursor:

Total = 13.93 dBV/m

E Category: M4

Location: 2, -25, 8.7 mm



0 dB = 4.91 V/m = 13.93 dBV/m