

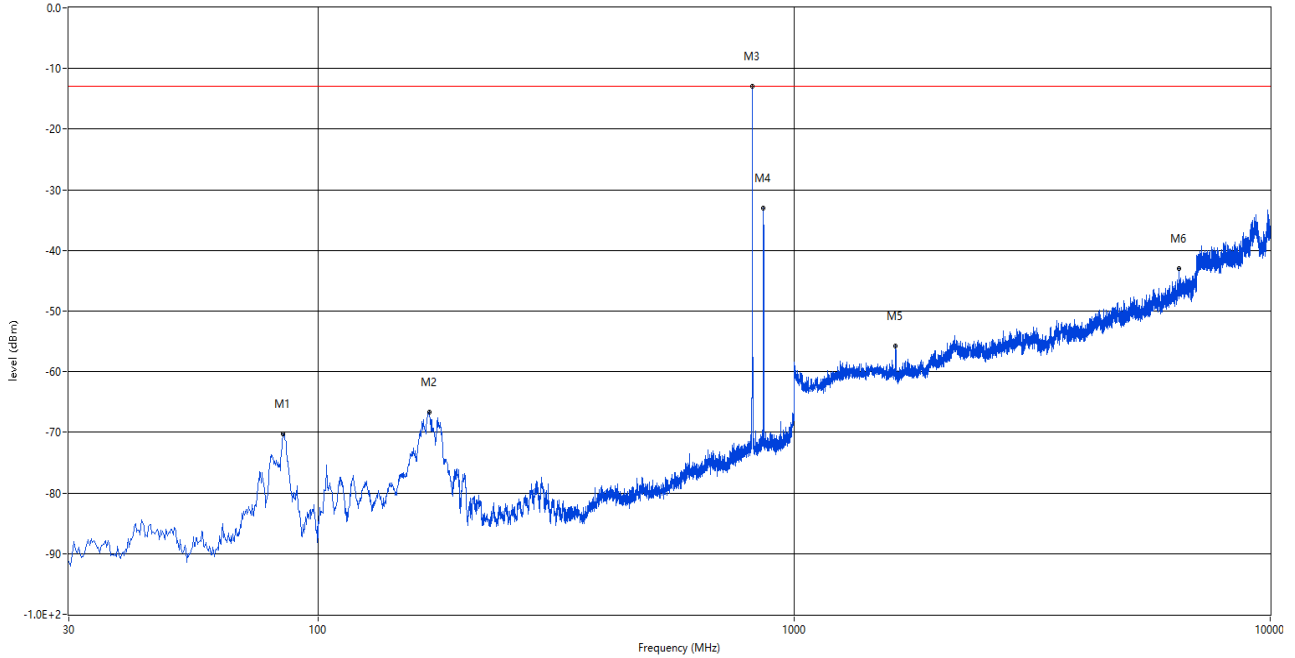
## **A.7. Field Strength of Spurious Radiation**

# 1 CDMA2000 1xRTT BC10

## 1.1 CDMA2000 1xRTT BC10 CH476

ANT-H,EUT-H,30MHz-10GHz

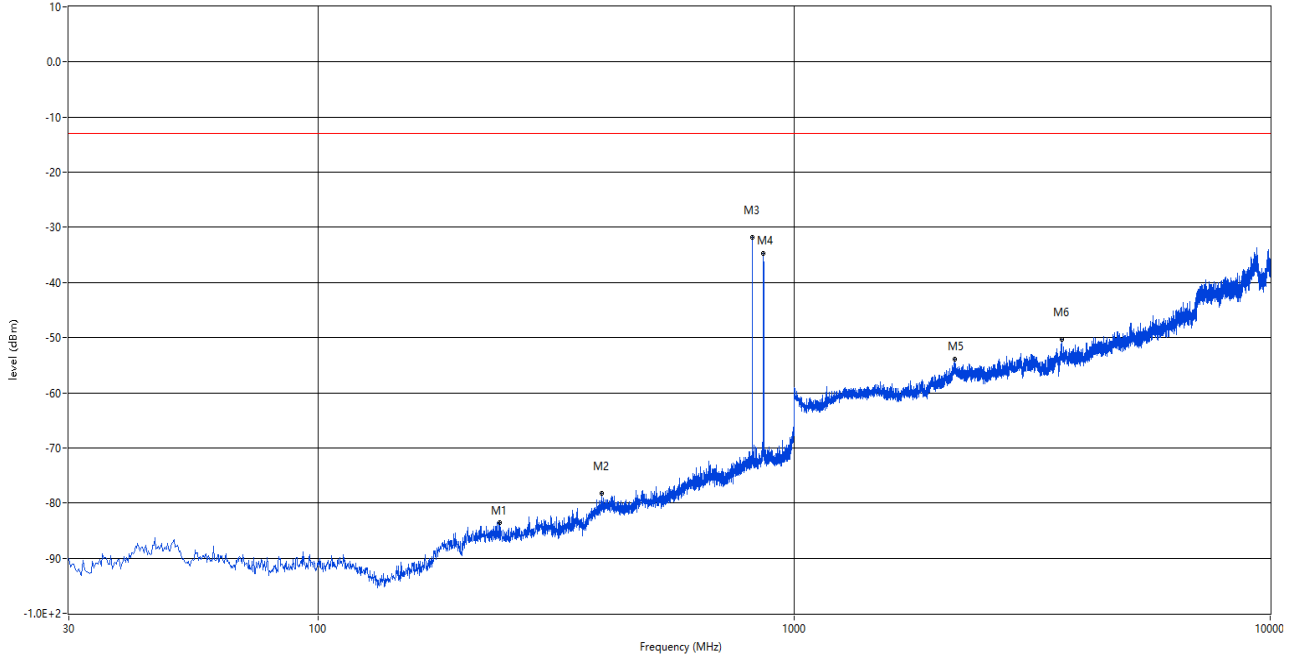
RSE Test case FCC PART22&24&27\_FCC PART 22\_850\_GSM 850&CDMA BC0&WCDMA B5&LTE B5&26



Frequency (MHz)	Result (dBm)	Factor (dB)	PK Limit (dBm)	Over Limit (dB)	Table (o)	ANT	EUT	Verdict
84.562	-70.28	-20.39	-13.0	-57.28	329.00	Horizontal	Horizontal	Pass
171.620	-66.61	-20.08	-13.0	-53.61	169.00	Horizontal	Horizontal	Pass
818.610	-12.87	-1.54	-13.0	0.13	304.00	Horizontal	Horizontal	N/A
862.503	-33.03	-1.22	-13.0	-20.03	162.00	Horizontal	Horizontal	N/A
1636.000	-55.82	-3.69	-13.0	-42.82	256.00	Horizontal	Horizontal	Pass
6434.000	-43.01	14.36	-13.0	-30.01	183.00	Horizontal	Horizontal	Pass

ANT-H,EUT-V,30MHz-10GHz

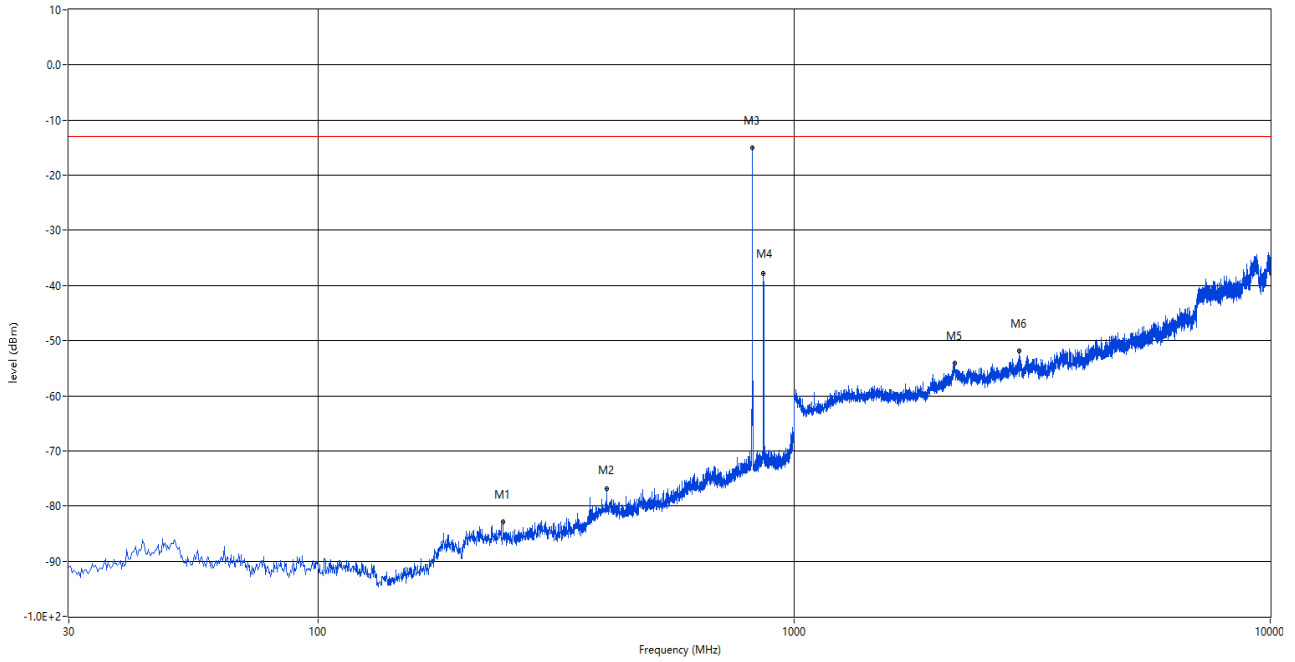
RSE Test case\_FCC PART22&24&27\_FCC PART 22\_850\_GSM 850&CDMA BC0&WCDMA B5&LTE B5&26



Frequency (MHz)	Result (dBm)	Factor (dB)	PK Limit (dBm)	Over Limit (dB)	Table (o)	ANT	EUT	Verdict
240.490	-83.52	-14.72	-13.0	-70.52	199.00	Horizontal	Vertical	Pass
395.448	-78.24	-9.75	-13.0	-65.24	53.00	Horizontal	Vertical	Pass
817.882	-31.86	-1.62	-13.0	-18.86	197.00	Horizontal	Vertical	N/A
862.745	-34.67	-1.28	-13.0	-21.67	160.00	Horizontal	Vertical	N/A
2173.500	-53.94	2.23	-13.0	-40.94	84.00	Horizontal	Vertical	Pass
3645.000	-50.31	5.53	-13.0	-37.31	226.00	Horizontal	Vertical	Pass

ANT-V,EUT-V,30MHz-10GHz

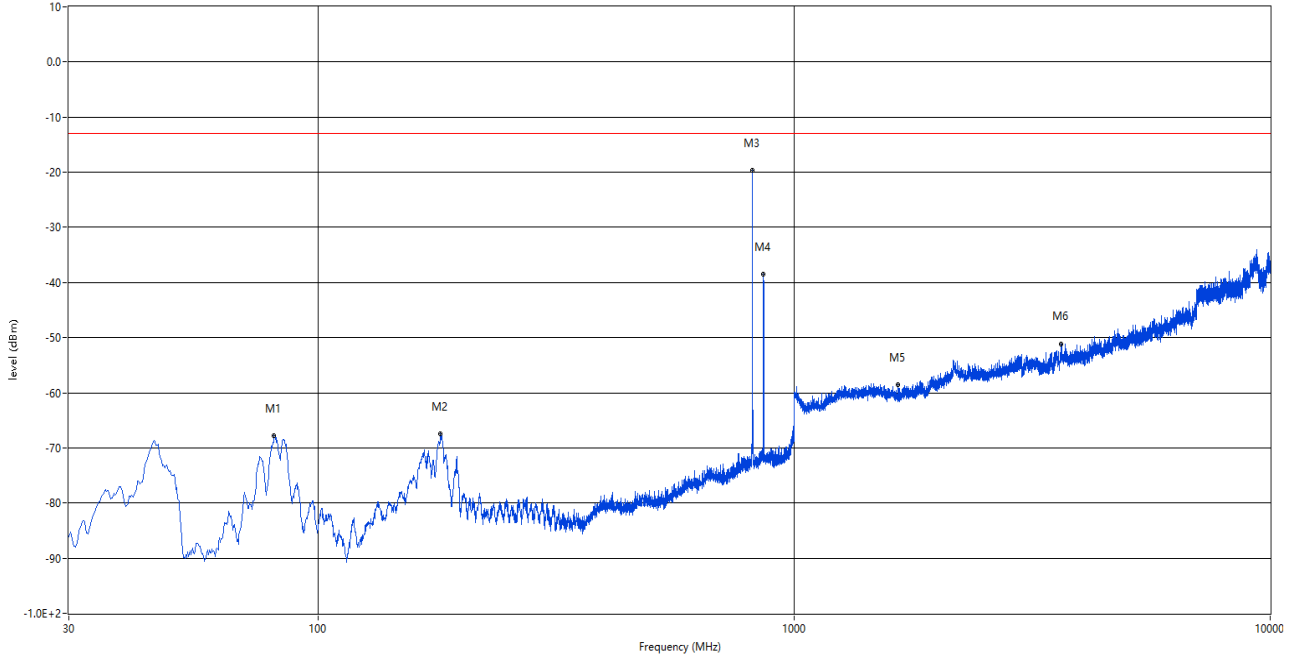
RSE Test case\_FCC PART22&24&27\_FCC PART 22\_850\_GSM 850&CDMA BC0&WCDMA B5&LTE B5&26



Frequency (MHz)	Result (dBm)	Factor (dB)	PK Limit (dBm)	Over Limit (dB)	Table (o)	ANT	EUT	Verdict
244.855	-82.88	-14.68	-13.0	-69.88	288.00	Vertical	Vertical	Pass
403.935	-76.83	-9.51	-13.0	-63.83	212.00	Vertical	Vertical	Pass
818.125	-15.03	-1.57	-13.0	-2.03	174.00	Vertical	Vertical	N/A
862.987	-37.80	-1.30	-13.0	-24.80	134.00	Vertical	Vertical	N/A
2173.000	-54.14	2.25	-13.0	-41.14	150.00	Vertical	Vertical	Pass
2965.500	-51.91	2.93	-13.0	-38.91	331.00	Vertical	Vertical	Pass

ANT-V,EUT-H,30MHz-10GHz

RSE Test case\_FCC PART22&24&27\_FCC PART 22\_850\_GSM 850&CDMA BC0&WCDMA B5&LTE B5&26

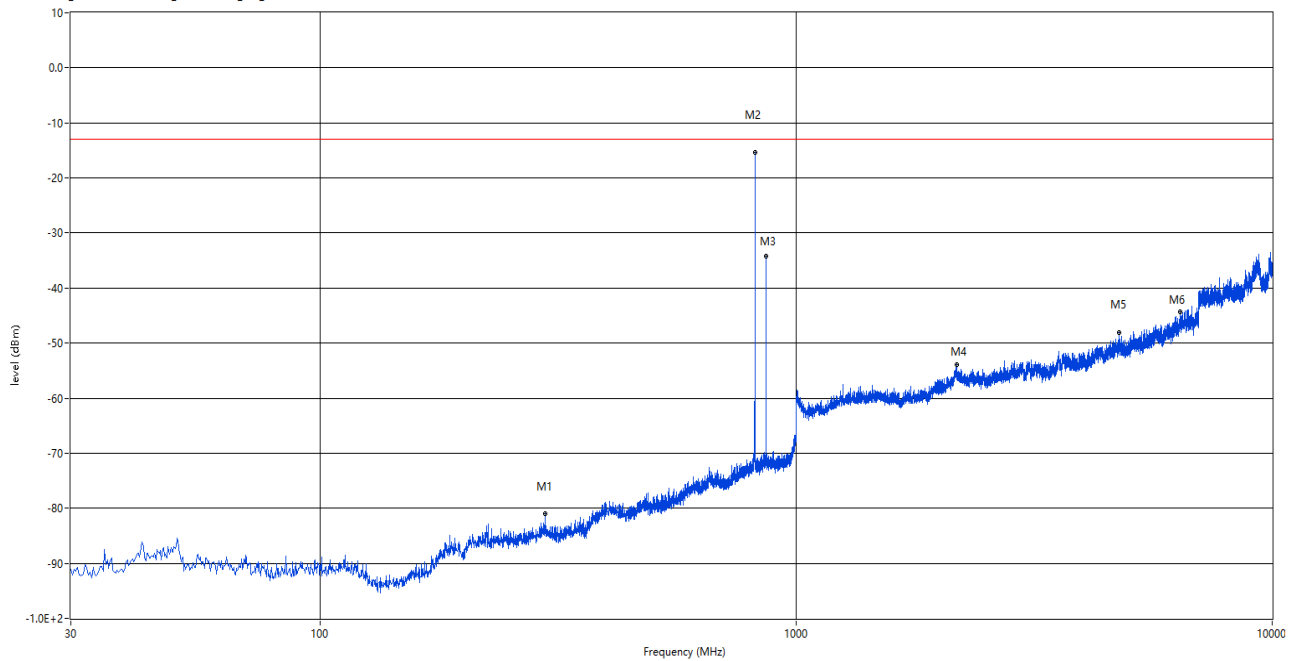


Frequency (MHz)	Result (dBm)	Factor (dB)	PK Limit (dBm)	Over Limit (dB)	Table (o)	ANT	EUT	Verdict
80.925	-67.86	-20.55	-13.0	-54.86	252.00	Vertical	Horizontal	Pass
181.078	-67.51	-17.03	-13.0	-54.51	234.00	Vertical	Horizontal	Pass
818.125	-19.69	-1.57	-13.0	-6.69	113.00	Vertical	Horizontal	N/A
862.503	-38.51	-1.22	-13.0	-25.51	215.00	Vertical	Horizontal	N/A
1656.000	-58.49	-4.34	-13.0	-45.49	301.00	Vertical	Horizontal	Pass
3636.000	-51.08	5.57	-13.0	-38.08	300.00	Vertical	Horizontal	Pass

## 1.2 CDMA2000 1xRTT BC10 CH580

### ANT-H,EUT-H,30MHz-10GHz

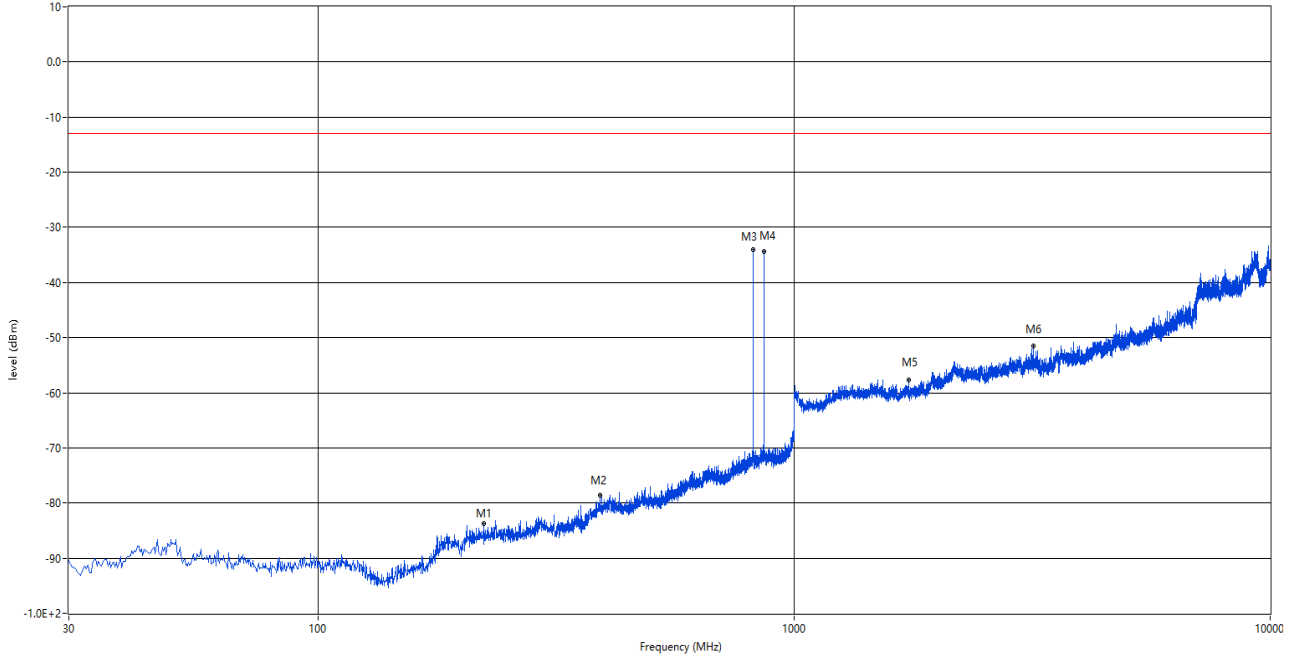
RSE Test case\_FCC PART22&24&27\_FCC PART 22\_850\_GSM 850&CDMA BC0&WCDMA B5&LTE B5&26



Frequency (MHz)	Result (dBm)	Factor (dB)	PK Limit (dBm)	Over Limit (dB)	Table (o)	ANT	EUT	Verdict
296.992	-80.97	-13.06	-13.0	-67.97	206.00	Horizontal	Horizontal	Pass
820.065	-15.35	-1.51	-13.0	-2.35	0.00	Horizontal	Horizontal	N/A
865.898	-34.16	-1.35	-13.0	-21.16	147.00	Horizontal	Horizontal	N/A
2174.000	-53.88	2.20	-13.0	-40.88	353.00	Horizontal	Horizontal	Pass
4762.000	-48.01	8.59	-13.0	-35.01	268.00	Horizontal	Horizontal	Pass
6408.000	-44.30	13.87	-13.0	-31.30	224.00	Horizontal	Horizontal	Pass

ANT-H,EUT-V,30MHz-10GHz

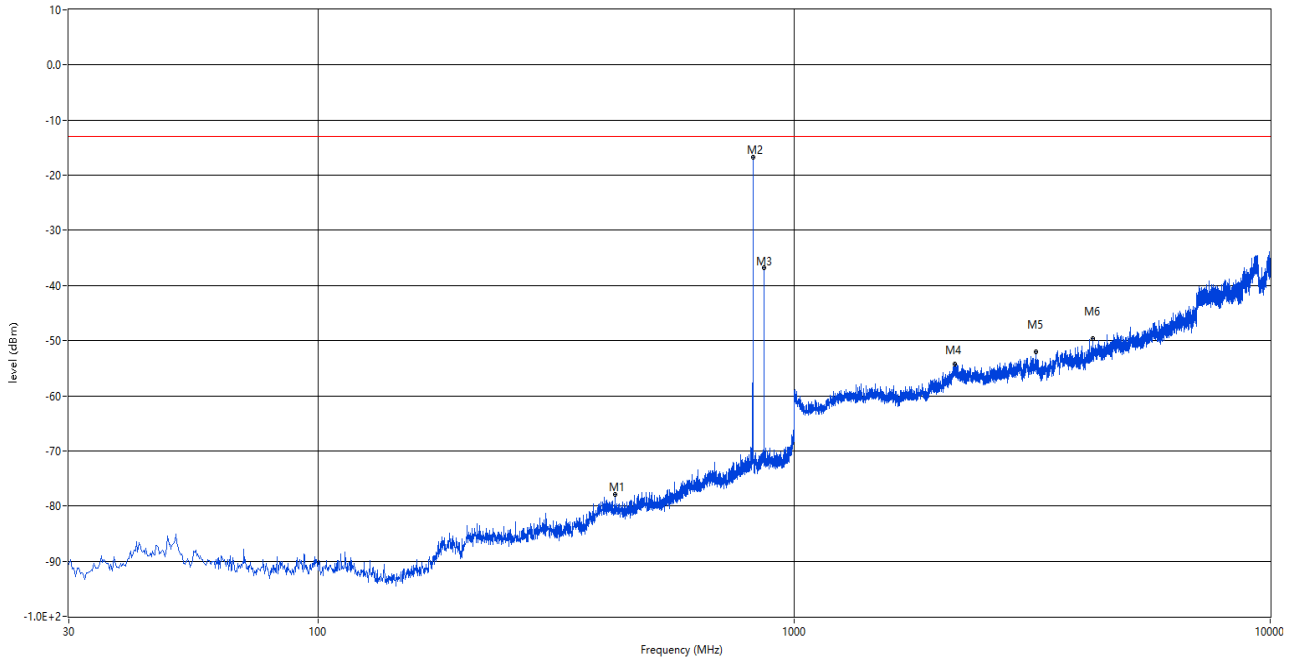
RSE Test case\_FCC PART22&24&27\_FCC PART 22\_850\_GSM 850&CDMA BC0&WCDMA B5&LTE B5&26



Frequency (MHz)	Result (dBm)	Factor (dB)	PK Limit (dBm)	Over Limit (dB)	Table (o)	ANT	EUT	Verdict
223.515	-83.64	-14.89	-13.0	-70.64	322.00	Horizontal	Vertical	Pass
392.052	-78.54	-9.93	-13.0	-65.54	72.00	Horizontal	Vertical	Pass
820.308	-34.06	-1.51	-13.0	-21.06	207.00	Horizontal	Vertical	N/A
865.170	-34.36	-1.31	-13.0	-21.36	159.00	Horizontal	Vertical	N/A
1738.500	-57.70	-3.25	-13.0	-44.70	112.00	Horizontal	Vertical	Pass
3186.000	-51.59	4.77	-13.0	-38.59	40.00	Horizontal	Vertical	Pass

ANT-V,EUT-V,30MHz-10GHz

RSE Test case\_FCC PART22&24&27\_FCC PART 22\_850\_GSM 850&CDMA BC0&WCDMA B5&LTE B5&26

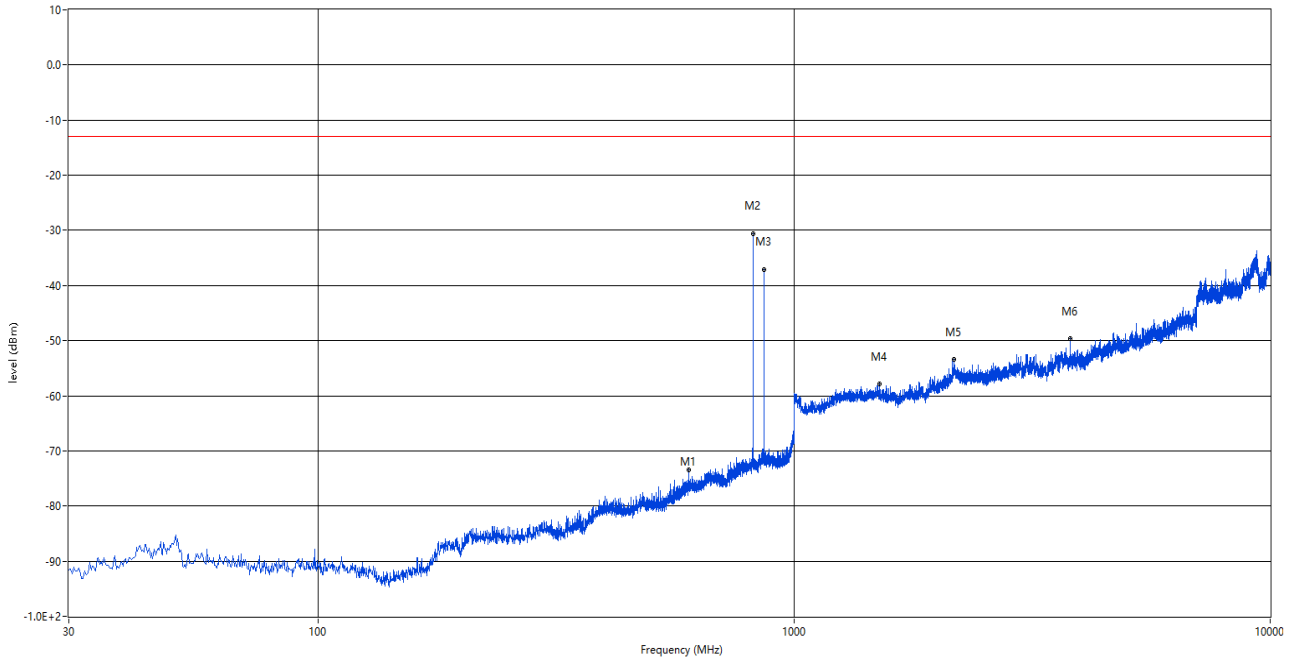


Frequency (MHz)	Result (dBm)	Factor (dB)	PK Limit (dBm)	Over Limit (dB)	Table (o)	ANT	EUT	Verdict
421.153	-77.95	-9.64	-13.0	-64.95	71.00	Vertical	Vertical	Pass
820.308	-16.66	-1.51	-13.0	-3.66	153.00	Vertical	Vertical	N/A
865.898	-36.83	-1.35	-13.0	-23.83	122.00	Vertical	Vertical	N/A
2172.000	-54.23	2.30	-13.0	-41.23	280.00	Vertical	Vertical	Pass
3224.000	-52.11	4.47	-13.0	-39.11	101.00	Vertical	Vertical	Pass
4242.000	-49.66	6.48	-13.0	-36.66	58.00	Vertical	Vertical	Pass



ANT-V,EUT-H,30MHz-10GHz

RSE Test case\_FCC PART22&24&27\_FCC PART 22\_850\_GSM 850&CDMA BC0&WCDMA B5&LTE B5&26

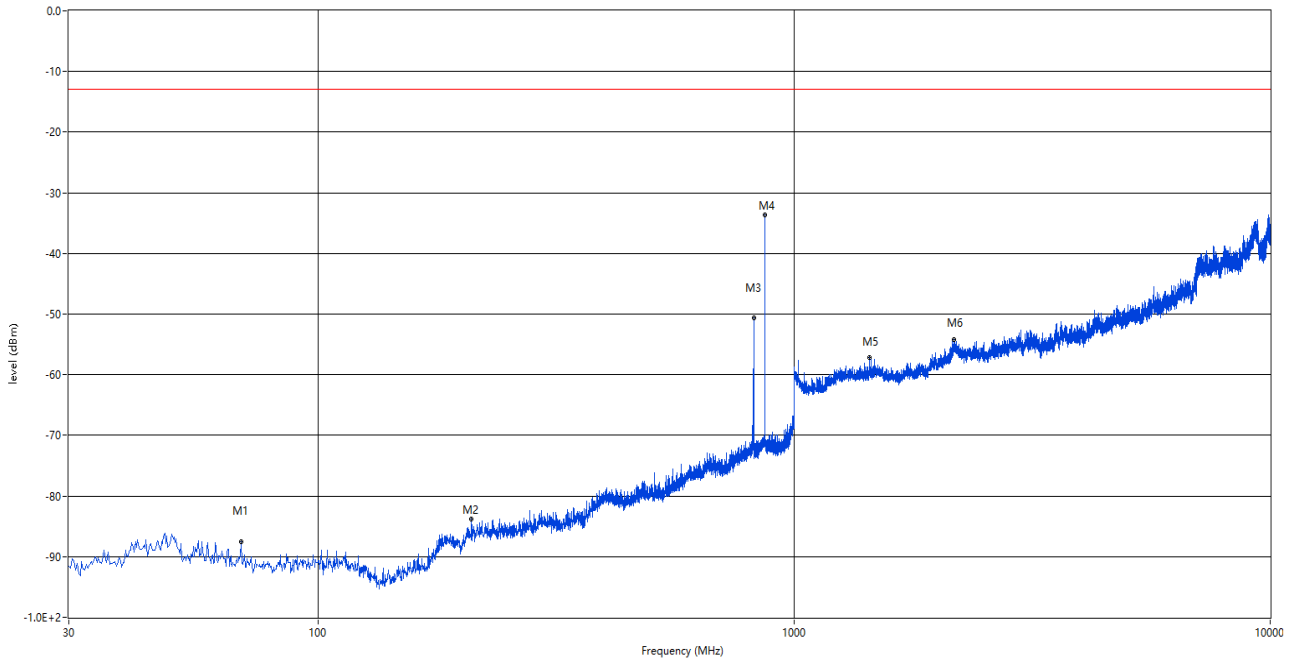


Frequency (MHz)	Result (dBm)	Factor (dB)	PK Limit (dBm)	Over Limit (dB)	Table (o)	ANT	EUT	Verdict
600.845	-73.42	-5.53	-13.0	-60.42	151.00	Vertical	Horizontal	Pass
820.065	-30.55	-1.51	-13.0	-17.55	265.00	Vertical	Horizontal	N/A
865.898	-37.06	-1.35	-13.0	-24.06	123.00	Vertical	Horizontal	N/A
1509.500	-57.90	-2.92	-13.0	-44.90	43.00	Vertical	Horizontal	Pass
2171.500	-53.35	2.32	-13.0	-40.35	71.00	Vertical	Horizontal	Pass
3806.000	-49.61	5.08	-13.0	-36.61	335.00	Vertical	Horizontal	Pass

### 1.3 CDMA2000 1xRTT BC10 CH684

#### ANT-H,EUT-H,30MHz-10GHz

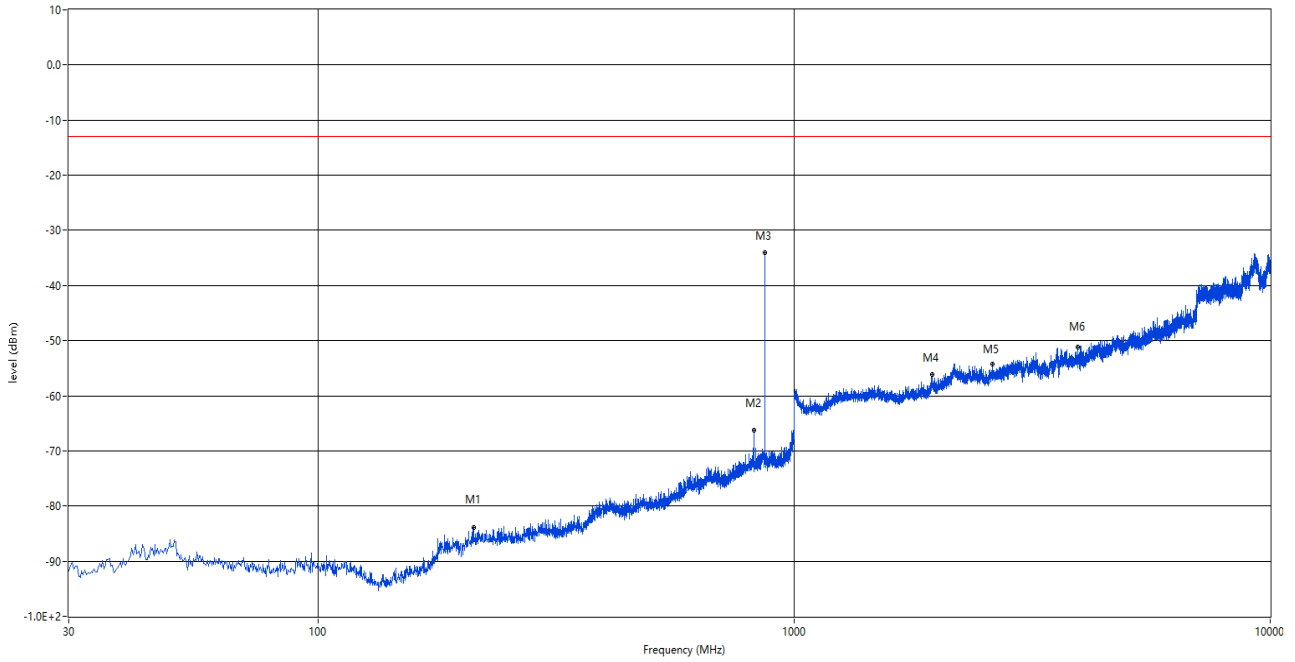
RSE Test case\_FCC PART22&24&27\_FCC PART 22\_850\_GSM 850&CDMA BC0&WCDMA B5&LTE B5&26



Frequency (MHz)	Result (dBm)	Factor (dB)	PK Limit (dBm)	Over Limit (dB)	Table (o)	ANT	EUT	Verdict
69.043	-87.48	-19.30	-13.0	-74.48	141.00	Horizontal	Horizontal	Pass
209.935	-83.85	-15.39	-13.0	-70.85	183.00	Horizontal	Horizontal	Pass
822.490	-50.64	-1.49	-13.0	-37.64	0.00	Horizontal	Horizontal	N/A
867.838	-33.67	-1.32	-13.0	-20.67	151.00	Horizontal	Horizontal	N/A
1439.000	-57.16	-2.89	-13.0	-44.16	348.00	Horizontal	Horizontal	Pass
2168.000	-54.20	2.27	-13.0	-41.20	345.00	Horizontal	Horizontal	Pass

ANT-H,EUT-V,30MHz-10GHz

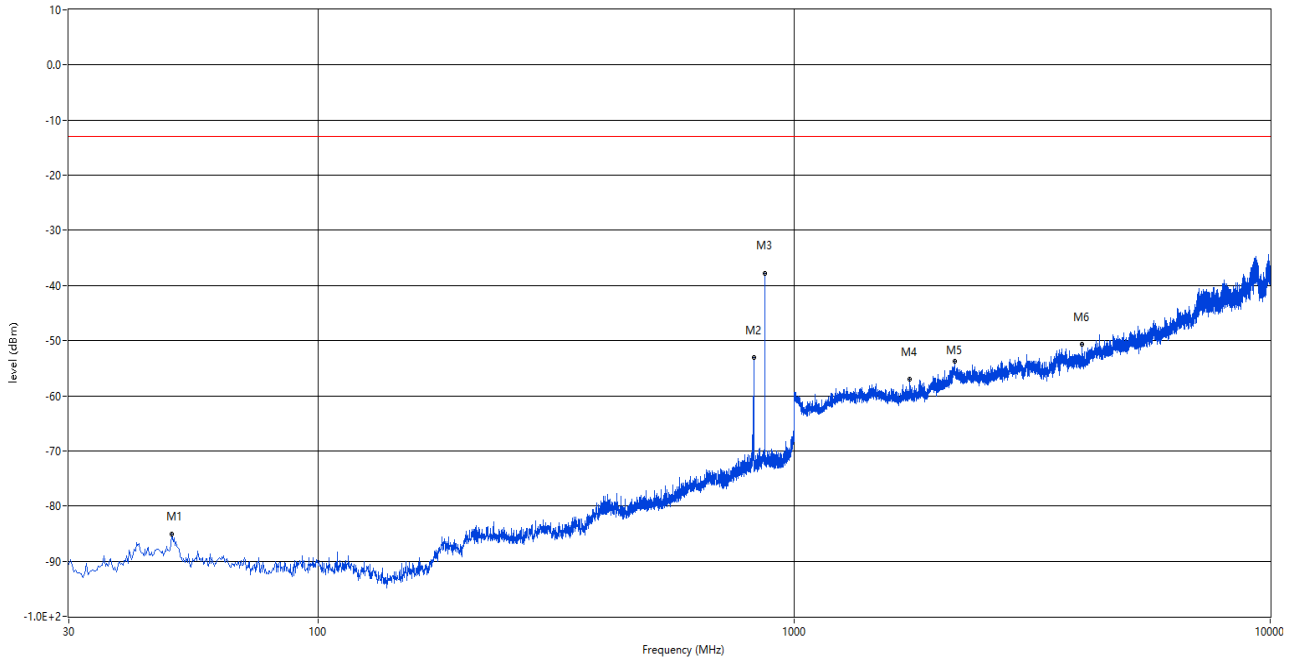
RSE Test case\_FCC PART22&24&27\_FCC PART 22\_850\_GSM 850&CDMA BC0&WCDMA B5&LTE B5&26



Frequency (MHz)	Result (dBm)	Factor (dB)	PK Limit (dBm)	Over Limit (dB)	Table (o)	ANT	EUT	Verdict
212.117	-83.82	-15.25	-13.0	-70.82	46.00	Horizontal	Vertical	Pass
822.490	-66.24	-1.49	-13.0	-53.24	133.00	Horizontal	Vertical	N/A
868.322	-34.10	-1.27	-13.0	-21.10	162.00	Horizontal	Vertical	N/A
1951.500	-56.19	-1.11	-13.0	-43.19	340.00	Horizontal	Vertical	Pass
2610.000	-54.25	1.81	-13.0	-41.25	156.00	Horizontal	Vertical	Pass
3947.000	-51.11	5.75	-13.0	-38.11	162.00	Horizontal	Vertical	Pass

ANT-V,EUT-V,30MHz-10GHz

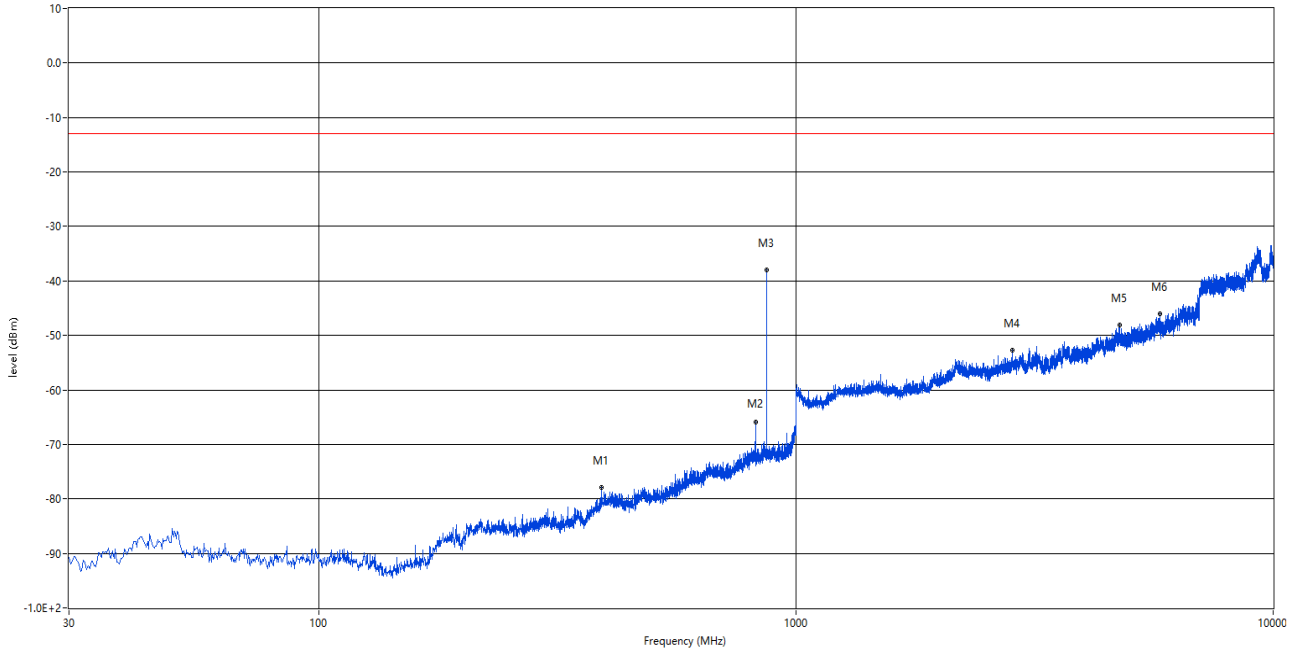
RSE Test case\_FCC PART22&24&27\_FCC PART 22\_850\_GSM 850&CDMA BC0&WCDMA B5&LTE B5&26



Frequency (MHz)	Result (dBm)	Factor (dB)	PK Limit (dBm)	Over Limit (dB)	Table (o)	ANT	EUT	Verdict
49.400	-85.12	-15.89	-13.0	-72.12	100.00	Vertical	Vertical	Pass
822.490	-53.09	-1.49	-13.0	-40.09	147.00	Vertical	Vertical	N/A
868.080	-37.73	-1.30	-13.0	-24.73	113.00	Vertical	Vertical	N/A
1751.500	-57.05	-3.37	-13.0	-44.05	54.00	Vertical	Vertical	Pass
2174.000	-53.82	2.20	-13.0	-40.82	199.00	Vertical	Vertical	Pass
4022.000	-50.70	5.26	-13.0	-37.70	11.00	Vertical	Vertical	Pass

ANT-V,EUT-H,30MHz-10GHz

RSE Test case\_FCC PART22&24&27\_FCC PART 22\_850\_GSM 850&CDMA BC0&WCDMA B5&LTE B5&26



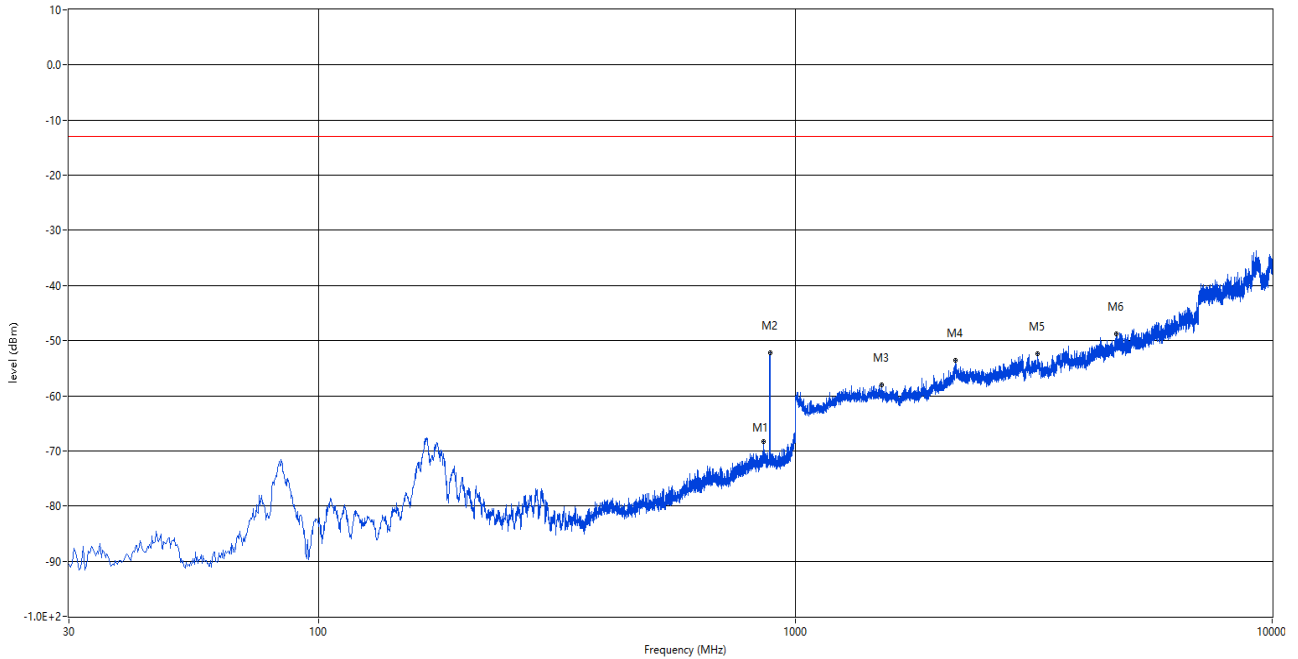
Frequency (MHz)	Result (dBm)	Factor (dB)	PK Limit (dBm)	Over Limit (dB)	Table (o)	ANT	EUT	Verdict
391.082	-77.92	-10.03	-13.0	-64.92	43.00	Vertical	Horizontal	Pass
822.490	-65.94	-1.49	-13.0	-52.94	273.00	Vertical	Horizontal	N/A
868.322	-37.95	-1.27	-13.0	-24.95	126.00	Vertical	Horizontal	N/A
2843.500	-52.77	2.86	-13.0	-39.77	321.00	Vertical	Horizontal	Pass
4774.000	-48.09	8.63	-13.0	-35.09	347.00	Vertical	Horizontal	Pass
5789.000	-45.98	11.41	-13.0	-32.98	216.00	Vertical	Horizontal	Pass

## 2 CDMA2000 1xEV-DO BC10

### 2.1 CDMA2000 1xEV-DO BC10 CH476

ANT-H,EUT-H,30MHz-10GHz

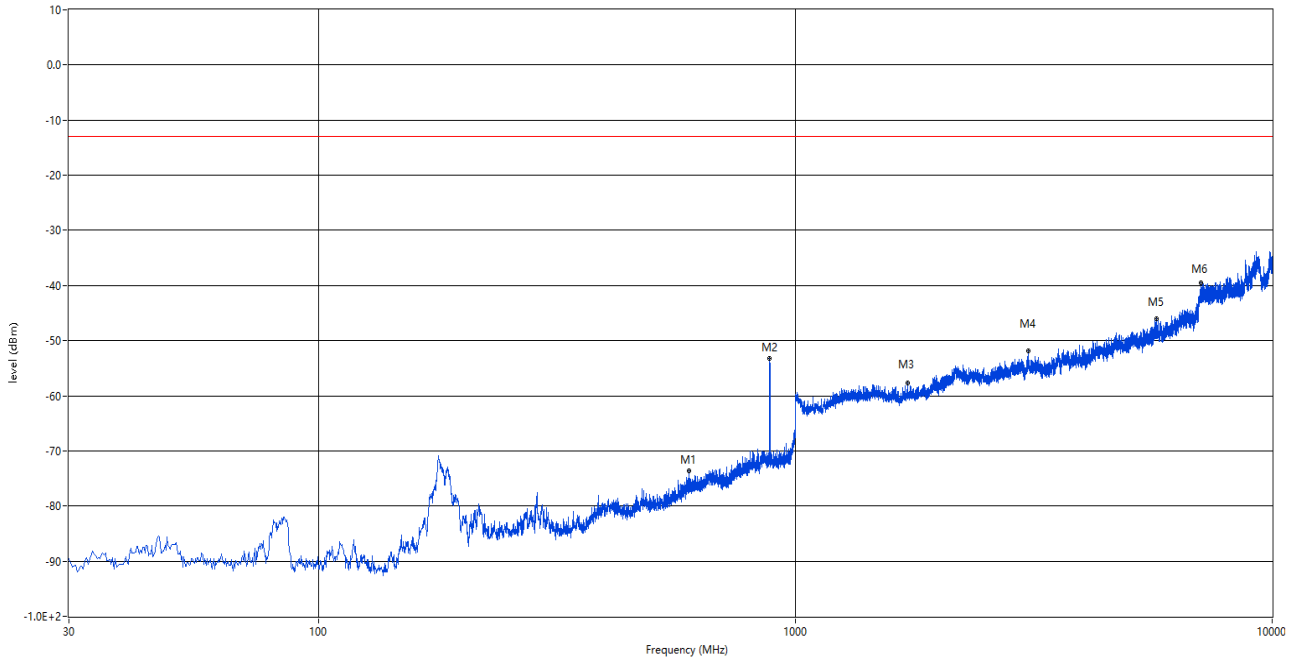
RSE Test case\_FCC PART22&24&27\_FCC PART 22\_850\_GSM 850&CDMA BC0&WCDMA B5&LTE B5&26



Frequency (MHz)	Result (dBm)	Factor (dB)	PK Limit (dBm)	Over Limit (dB)	Table (o)	ANT	EUT	Verdict
859.593	-68.37	-0.81	-13.0	-55.37	178.00	Horizontal	Horizontal	Pass
884.812	-52.24	-1.37	-13.0	-39.24	160.00	Horizontal	Horizontal	N/A
1518.500	-57.99	-2.97	-13.0	-44.99	188.00	Horizontal	Horizontal	Pass
2171.000	-53.57	2.35	-13.0	-40.57	219.00	Horizontal	Horizontal	Pass
3227.000	-52.42	4.45	-13.0	-39.42	87.00	Horizontal	Horizontal	Pass
4712.000	-48.78	8.06	-13.0	-35.78	93.00	Horizontal	Horizontal	Pass

ANT-H,EUT-V,30MHz-10GHz

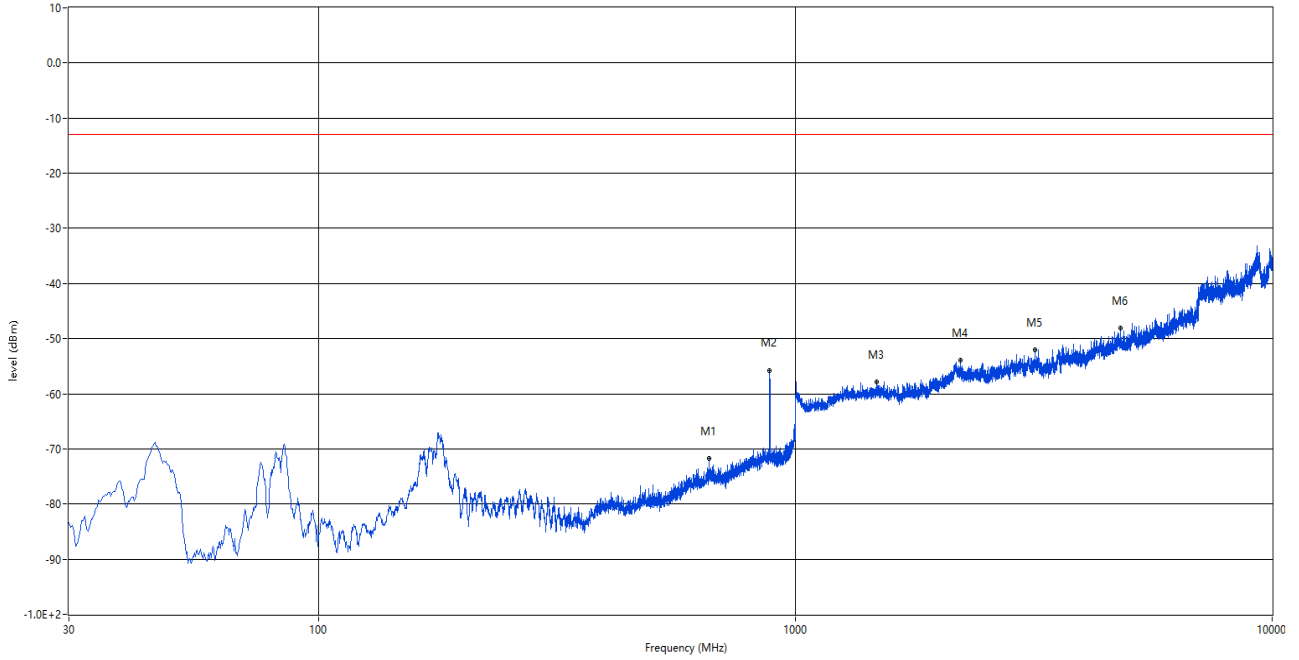
RSE Test case\_FCC PART22&24&27\_FCC PART 22\_850\_GSM 850&CDMA BC0&WCDMA B5&LTE B5&26



Frequency (MHz)	Result (dBm)	Factor (dB)	PK Limit (dBm)	Over Limit (dB)	Table (o)	ANT	EUT	Verdict
597.692	-73.66	-5.68	-13.0	-60.66	87.00	Horizontal	Vertical	Pass
884.327	-53.26	-1.38	-13.0	-40.26	158.00	Horizontal	Vertical	N/A
1721.000	-57.70	-3.27	-13.0	-44.70	149.00	Horizontal	Vertical	Pass
3077.000	-51.87	4.77	-13.0	-38.87	347.00	Horizontal	Vertical	Pass
5712.000	-46.08	10.68	-13.0	-33.08	294.00	Horizontal	Vertical	Pass
7090.000	-39.57	29.70	-13.0	-26.57	93.00	Horizontal	Vertical	Pass

ANT-V,EUT-V,30MHz-10GHz

RSE Test case\_FCC PART22&24&27\_FCC PART 22\_850\_GSM 850&CDMA BC0&WCDMA B5&LTE B5&26

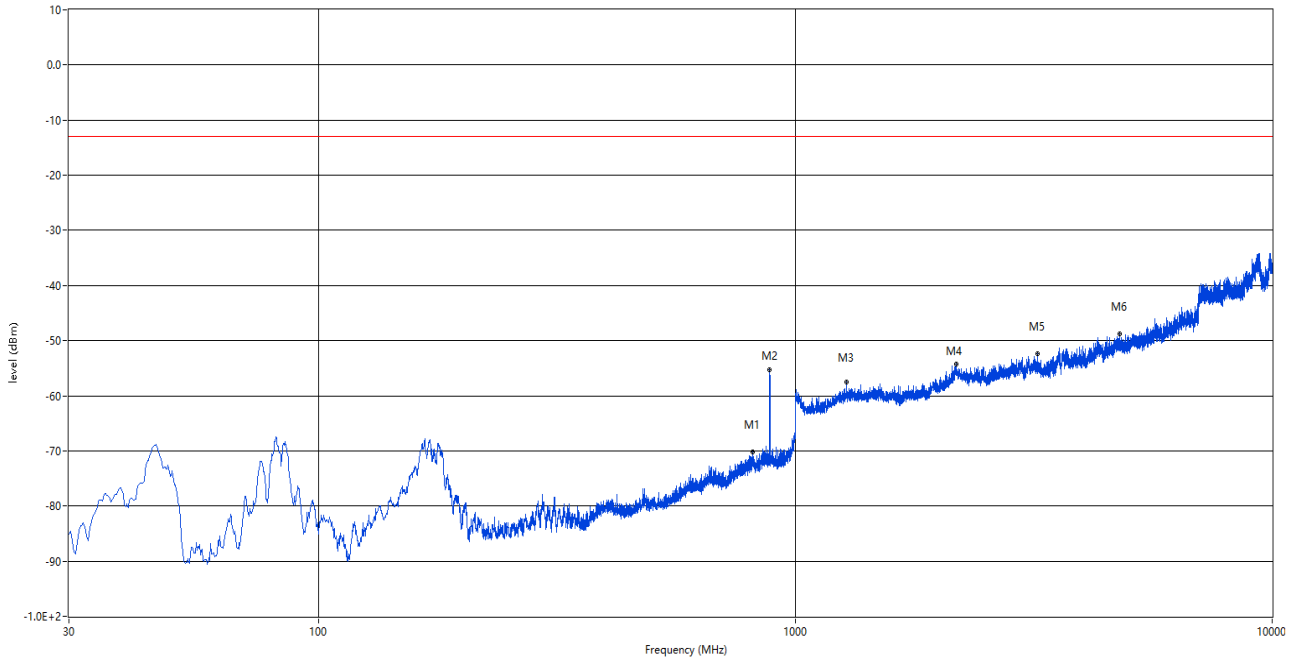


Frequency (MHz)	Result (dBm)	Factor (dB)	PK Limit (dBm)	Over Limit (dB)	Table (o)	ANT	EUT	Verdict
659.287	-71.73	-3.94	-13.0	-58.73	316.00	Vertical	Vertical	Pass
884.085	-55.74	-1.39	-13.0	-42.74	98.00	Vertical	Vertical	N/A
1482.500	-57.89	-2.84	-13.0	-44.89	26.00	Vertical	Vertical	Pass
2223.000	-53.88	0.59	-13.0	-40.88	134.00	Vertical	Vertical	Pass
3181.000	-51.98	4.60	-13.0	-38.98	253.00	Vertical	Vertical	Pass
4816.000	-48.10	8.58	-13.0	-35.10	209.00	Vertical	Vertical	Pass



ANT-V,EUT-H,30MHz-10GHz

RSE Test case\_FCC PART22&24&27\_FCC PART 22\_850\_GSM 850&CDMA BC0&WCDMA B5&LTE B5&26

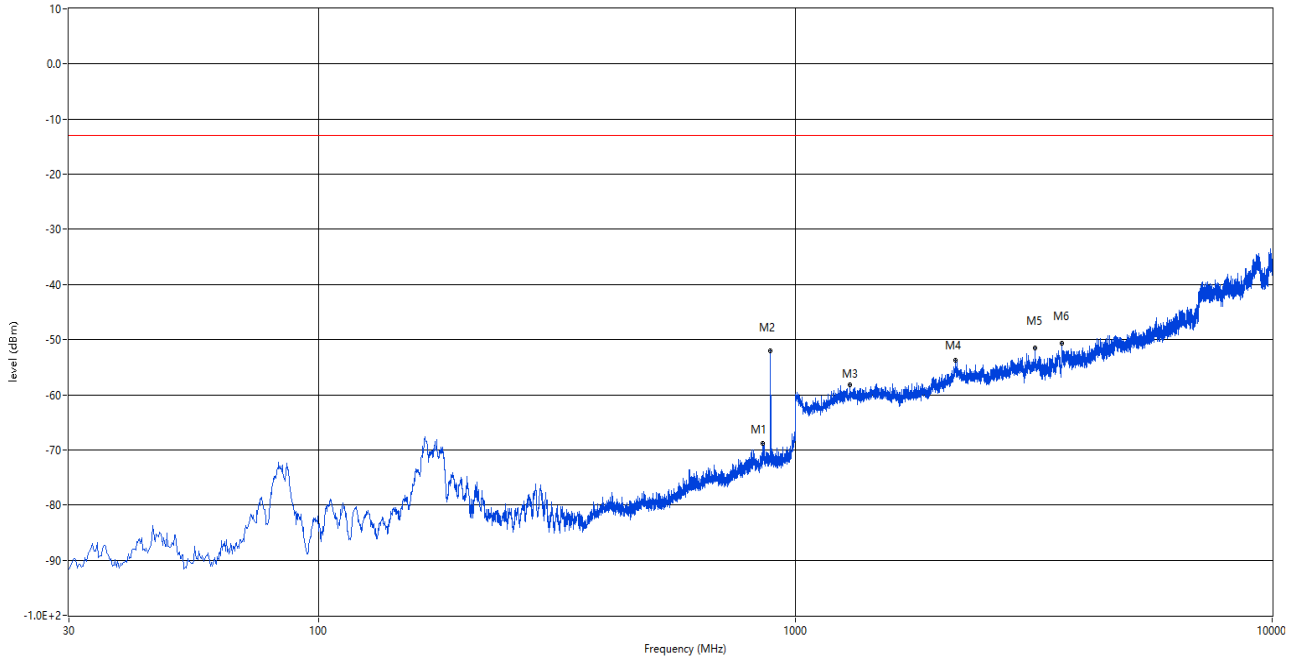


Frequency (MHz)	Result (dBm)	Factor (dB)	PK Limit (dBm)	Over Limit (dB)	Table (o)	ANT	EUT	Verdict
814.730	-70.21	-2.08	-13.0	-57.21	149.00	Vertical	Horizontal	Pass
883.843	-55.34	-1.39	-13.0	-42.34	146.00	Vertical	Horizontal	N/A
1282.000	-57.58	-2.89	-13.0	-44.58	171.00	Vertical	Horizontal	Pass
2174.000	-54.17	2.20	-13.0	-41.17	245.00	Vertical	Horizontal	Pass
3222.000	-52.38	4.46	-13.0	-39.38	138.00	Vertical	Horizontal	Pass
4792.000	-48.75	8.68	-13.0	-35.75	312.00	Vertical	Horizontal	Pass

## 2.2 CDMA2000 1xEV-DO BC10 CH580

### ANT-H,EUT-H,30MHz-10GHz

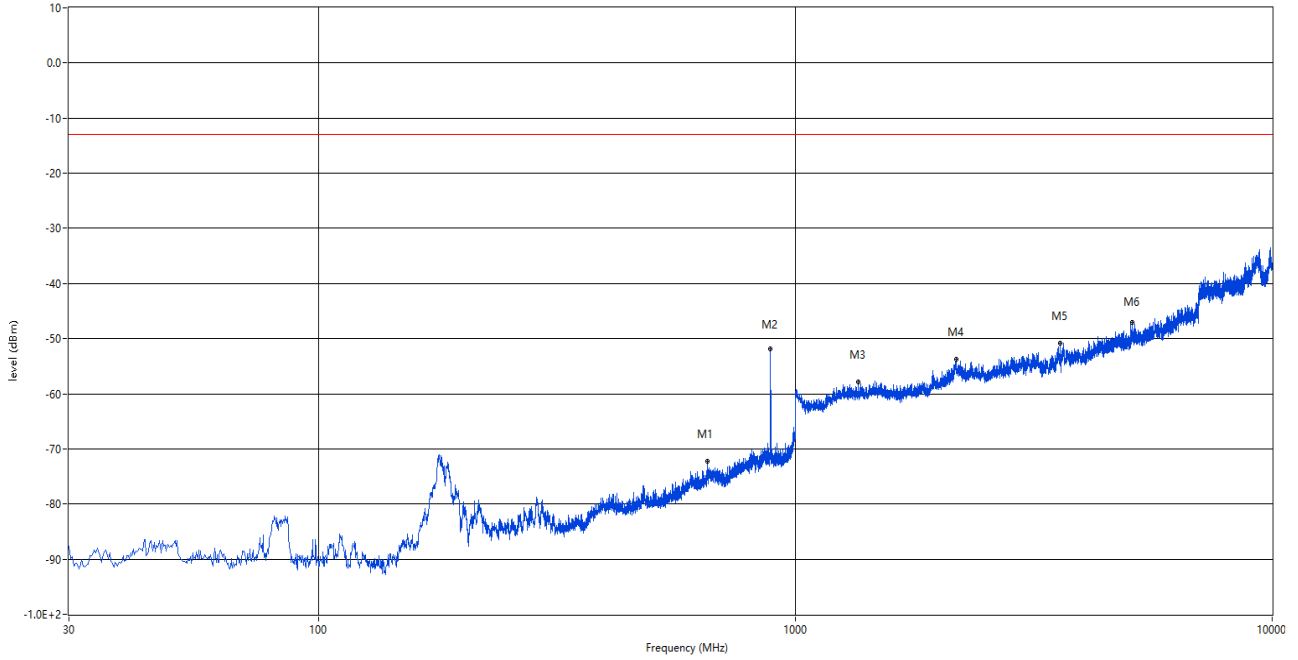
RSE Test case\_FCC PART22&24&27\_FCC PART 22\_850\_GSM 850&CDMA BC0&WCDMA B5&LTE B5&26



Frequency (MHz)	Result (dBm)	Factor (dB)	PK Limit (dBm)	Over Limit (dB)	Table (o)	ANT	EUT	Verdict
856.198	-68.80	-0.91	-13.0	-55.80	264.00	Horizontal	Horizontal	Pass
887.480	-52.02	-1.33	-13.0	-39.02	173.00	Horizontal	Horizontal	N/A
1300.500	-58.16	-2.94	-13.0	-45.16	83.00	Horizontal	Horizontal	Pass
2167.000	-53.79	2.20	-13.0	-40.79	104.00	Horizontal	Horizontal	Pass
3188.000	-51.57	4.71	-13.0	-38.57	0.00	Horizontal	Horizontal	Pass
3621.000	-50.64	5.60	-13.0	-37.64	312.00	Horizontal	Horizontal	Pass

ANT-H,EUT-V,30MHz-10GHz

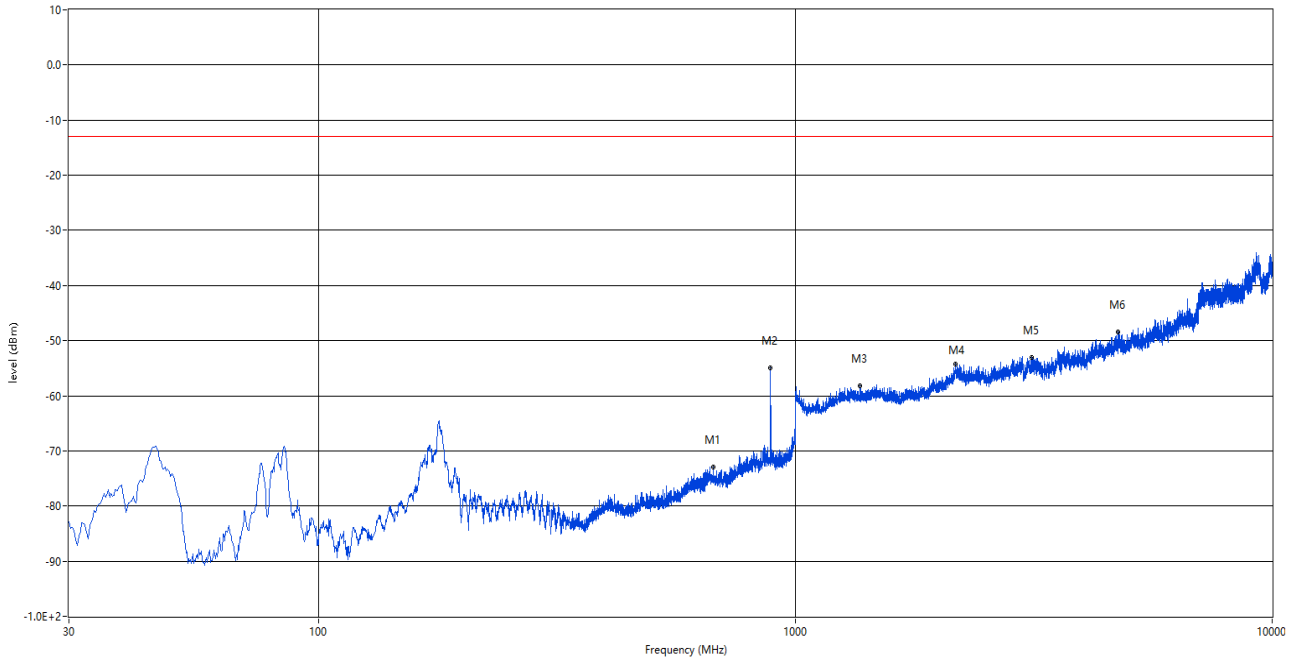
RSE Test case\_FCC PART22&24&27\_FCC PART 22\_850\_GSM 850&CDMA BC0&WCDMA B5&LTE B5&26



Frequency (MHz)	Result (dBm)	Factor (dB)	PK Limit (dBm)	Over Limit (dB)	Table (o)	ANT	EUT	Verdict
653.225	-72.16	-4.44	-13.0	-59.16	191.00	Horizontal	Vertical	Pass
887.722	-51.83	-1.33	-13.0	-38.83	155.00	Horizontal	Vertical	N/A
1357.000	-57.83	-2.99	-13.0	-44.83	273.00	Horizontal	Vertical	Pass
2174.000	-53.76	2.20	-13.0	-40.76	50.00	Horizontal	Vertical	Pass
3595.000	-50.79	4.91	-13.0	-37.79	50.00	Horizontal	Vertical	Pass
5087.000	-47.03	9.84	-13.0	-34.03	278.00	Horizontal	Vertical	Pass

ANT-V,EUT-V,30MHz-10GHz

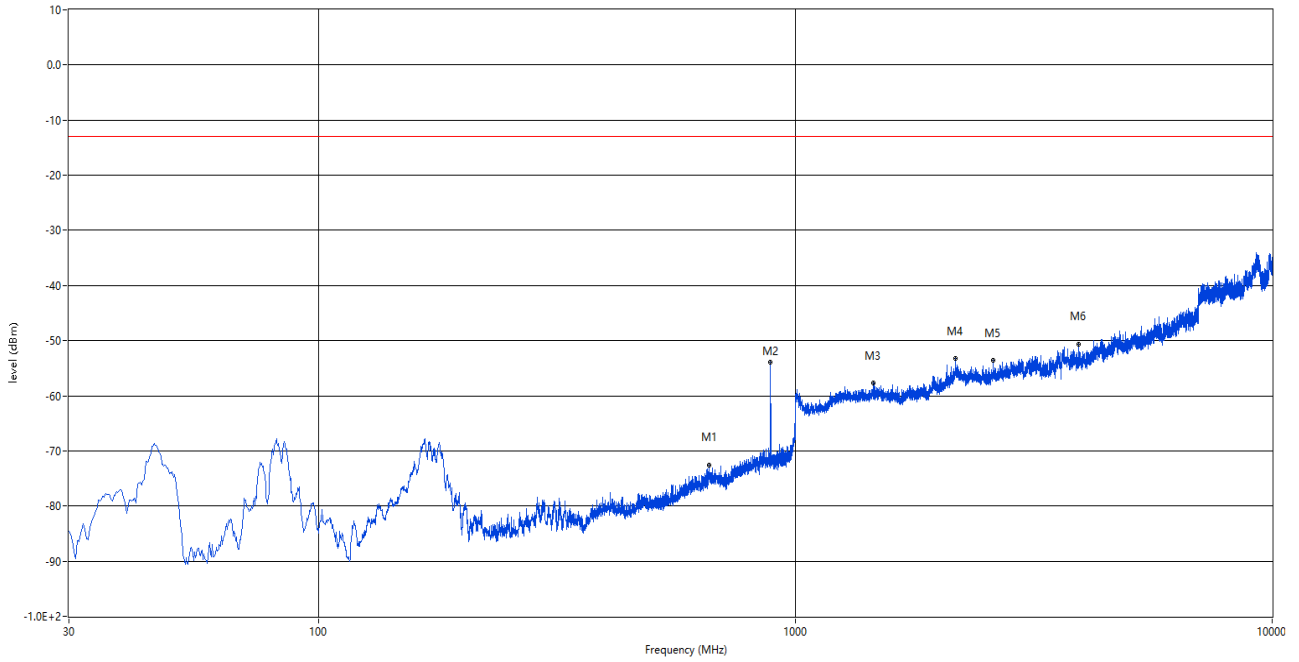
RSE Test case\_FCC PART22&24&27\_FCC PART 22\_850\_GSM 850&CDMA BC0&WCDMA B5&LTE B5&26



Frequency (MHz)	Result (dBm)	Factor (dB)	PK Limit (dBm)	Over Limit (dB)	Table (o)	ANT	EUT	Verdict
674.322	-72.89	-4.28	-13.0	-59.89	288.00	Vertical	Vertical	Pass
886.995	-54.94	-1.33	-13.0	-41.94	138.00	Vertical	Vertical	N/A
1367.500	-58.26	-3.02	-13.0	-45.26	40.00	Vertical	Vertical	Pass
2166.500	-54.18	2.17	-13.0	-41.18	285.00	Vertical	Vertical	Pass
3134.000	-53.00	3.92	-13.0	-40.00	92.00	Vertical	Vertical	Pass
4757.000	-48.40	8.43	-13.0	-35.40	54.00	Vertical	Vertical	Pass

ANT-V,EUT-H,30MHz-10GHz

RSE Test case\_FCC PART22&24&27\_FCC PART 22\_850\_GSM 850&CDMA BC0&WCDMA B5&LTE B5&26

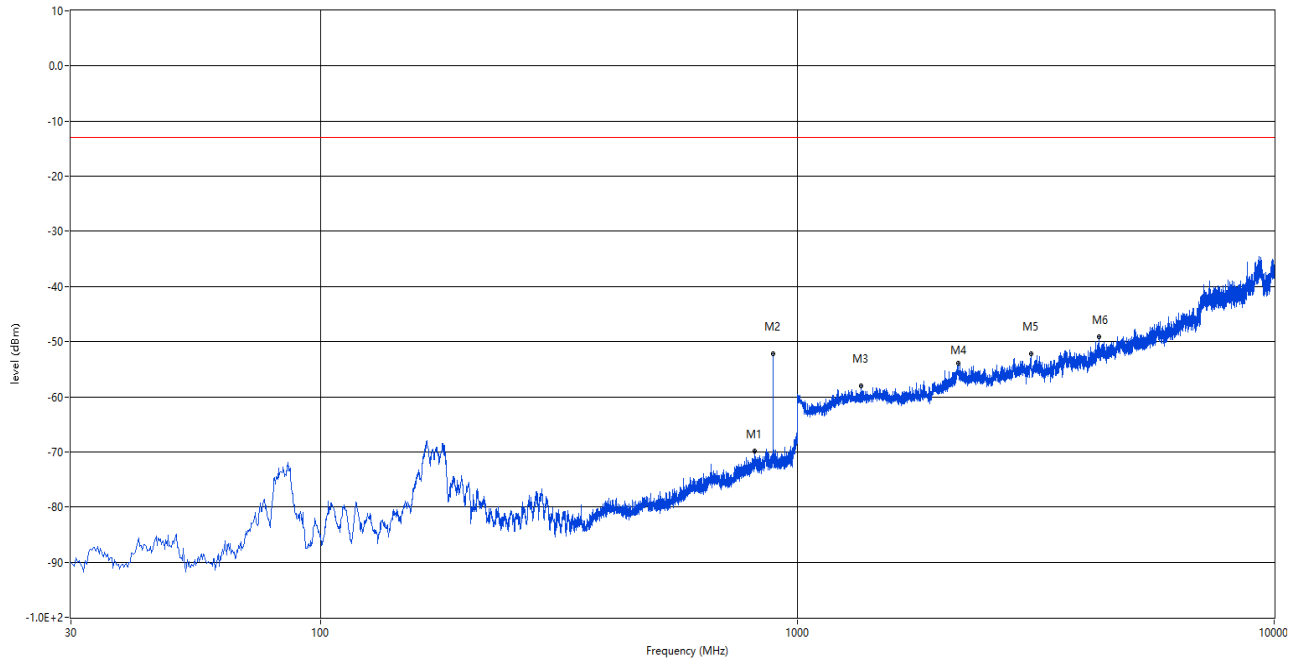


Frequency (MHz)	Result (dBm)	Factor (dB)	PK Limit (dBm)	Over Limit (dB)	Table (o)	ANT	EUT	Verdict
658.802	-72.50	-3.97	-13.0	-59.50	221.00	Vertical	Horizontal	Pass
887.480	-53.84	-1.33	-13.0	-40.84	149.00	Vertical	Horizontal	N/A
1460.500	-57.69	-2.71	-13.0	-44.69	166.00	Vertical	Horizontal	Pass
2171.000	-53.30	2.35	-13.0	-40.30	191.00	Vertical	Horizontal	Pass
2603.500	-53.61	1.74	-13.0	-40.61	360.00	Vertical	Horizontal	Pass
3923.000	-50.57	5.06	-13.0	-37.57	341.00	Vertical	Horizontal	Pass

## 2.3 CDMA2000 1xEV-DO BC10 CH684

### ANT-H,EUT-H,30MHz-10GHz

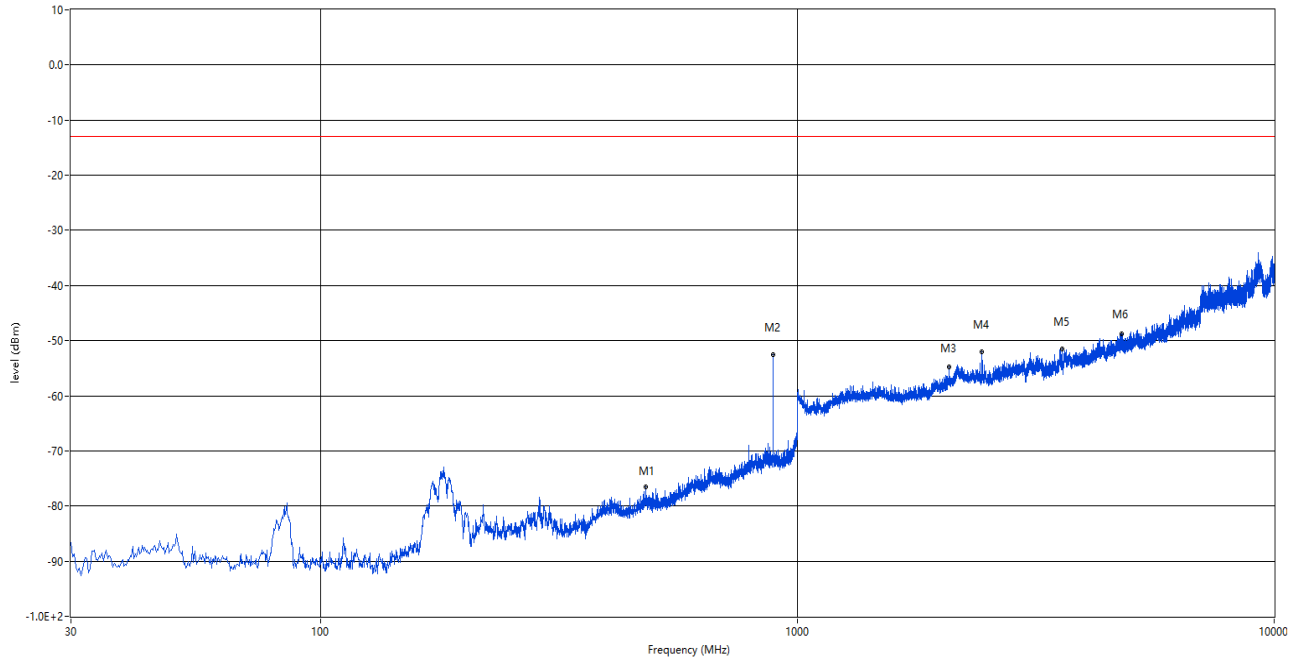
RSE Test case\_FCC PART22&24&27\_FCC PART 22\_850\_GSM 850&CDMA BC0&WCDMA B5&LTE B5&26



Frequency (MHz)	Result (dBm)	Factor (dB)	PK Limit (dBm)	Over Limit (dB)	Table (o)	ANT	EUT	Verdict
813.275	-69.80	-2.22	-13.0	-56.80	236.00	Horizontal	Horizontal	Pass
890.148	-52.21	-1.22	-13.0	-39.21	162.00	Horizontal	Horizontal	N/A
1362.500	-58.04	-2.98	-13.0	-45.04	130.00	Horizontal	Horizontal	Pass
2174.500	-53.93	2.12	-13.0	-40.93	300.00	Horizontal	Horizontal	Pass
3093.000	-52.27	4.22	-13.0	-39.27	216.00	Horizontal	Horizontal	Pass
4292.000	-49.17	7.08	-13.0	-36.17	207.00	Horizontal	Horizontal	Pass

ANT-H,EUT-V,30MHz-10GHz

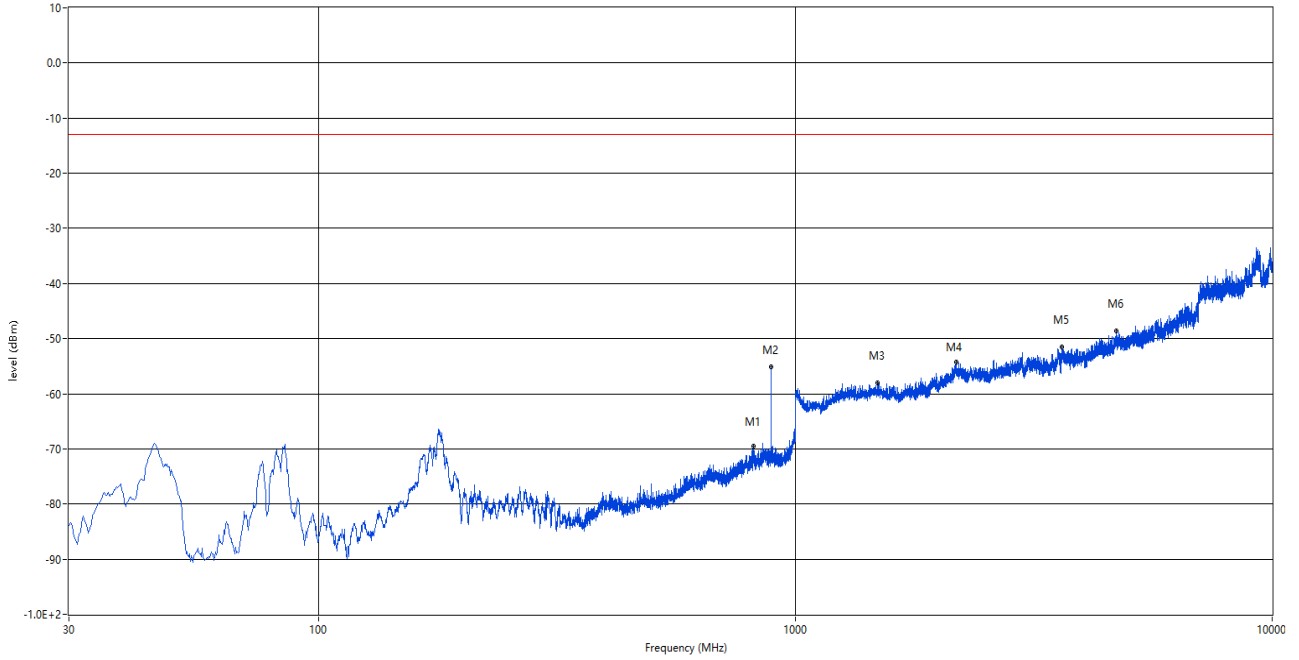
RSE Test case\_FCC PART22&24&27\_FCC PART 22\_850\_GSM 850&CDMA BC0&WCDMA B5&LTE B5&26



Frequency (MHz)	Result (dBm)	Factor (dB)	PK Limit (dBm)	Over Limit (dB)	Table (o)	ANT	EUT	Verdict
481.293	-76.55	-8.37	-13.0	-63.55	247.00	Horizontal	Vertical	Pass
890.633	-52.62	-1.19	-13.0	-39.62	168.00	Horizontal	Vertical	N/A
2082.500	-54.85	-0.51	-13.0	-41.85	326.00	Horizontal	Vertical	Pass
2441.000	-52.04	0.63	-13.0	-39.04	329.00	Horizontal	Vertical	Pass
3588.000	-51.49	4.99	-13.0	-38.49	194.00	Horizontal	Vertical	Pass
4796.000	-48.75	8.53	-13.0	-35.75	300.00	Horizontal	Vertical	Pass

ANT-V,EUT-V,30MHz-10GHz

RSE Test case\_FCC PART22&24&27\_FCC PART 22\_850\_GSM 850&CDMA BC0&WCDMA B5&LTE B5&26

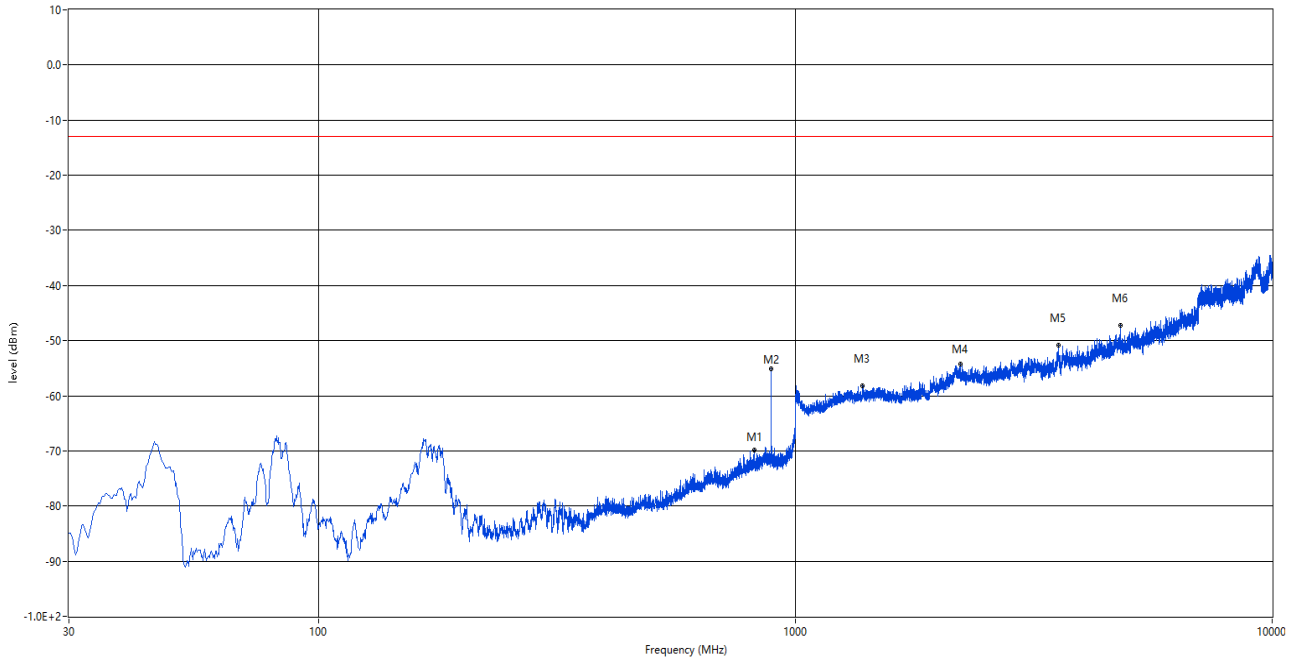


Frequency (MHz)	Result (dBm)	Factor (dB)	PK Limit (dBm)	Over Limit (dB)	Table (o)	ANT	EUT	Verdict
818.125	-69.55	-1.57	-13.0	-56.55	47.00	Vertical	Vertical	Pass
889.905	-55.14	-1.23	-13.0	-42.14	181.00	Vertical	Vertical	N/A
1489.000	-58.06	-2.91	-13.0	-45.06	100.00	Vertical	Vertical	Pass
2172.000	-54.34	2.30	-13.0	-41.34	92.00	Vertical	Vertical	Pass
3629.000	-51.55	5.49	-13.0	-38.55	34.00	Vertical	Vertical	Pass
4718.000	-48.61	8.01	-13.0	-35.61	360.00	Vertical	Vertical	Pass



ANT-V,EUT-H,30MHz-10GHz

RSE Test case\_FCC PART22&24&27\_FCC PART 22\_850\_GSM 850&CDMA BC0&WCDMA B5&LTE B5&26



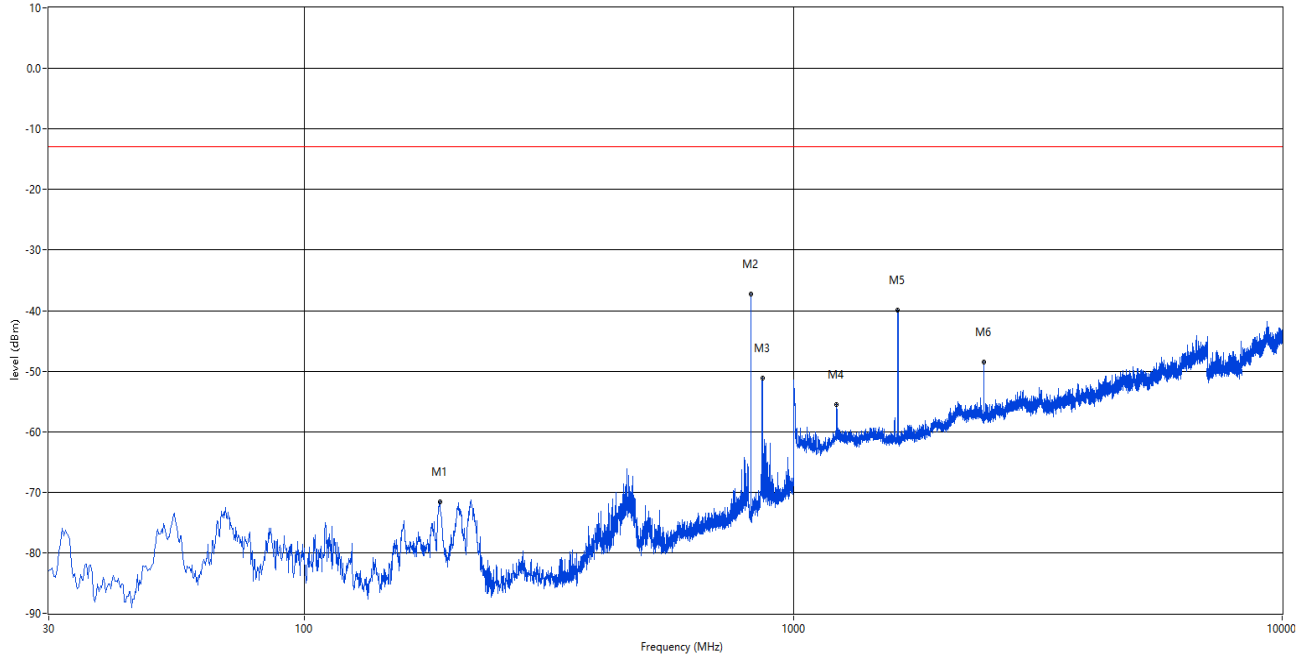
Frequency (MHz)	Result (dBm)	Factor (dB)	PK Limit (dBm)	Over Limit (dB)	Table (o)	ANT	EUT	Verdict
819.338	-69.83	-1.52	-13.0	-56.83	162.00	Vertical	Horizontal	Pass
890.633	-55.17	-1.19	-13.0	-42.17	144.00	Vertical	Horizontal	N/A
1383.500	-58.27	-3.03	-13.0	-45.27	3.00	Vertical	Horizontal	Pass
2216.500	-54.23	0.83	-13.0	-41.23	251.00	Vertical	Horizontal	Pass
3568.000	-50.88	5.53	-13.0	-37.88	334.00	Vertical	Horizontal	Pass
4799.000	-47.20	8.59	-13.0	-34.20	124.00	Vertical	Horizontal	Pass

### 3 LTE Band 26

#### 3.1 LTE Band 26 Bandwidth 1.4MHz, CH26740

ANT-H,EUT-H,30MHz-10GHz

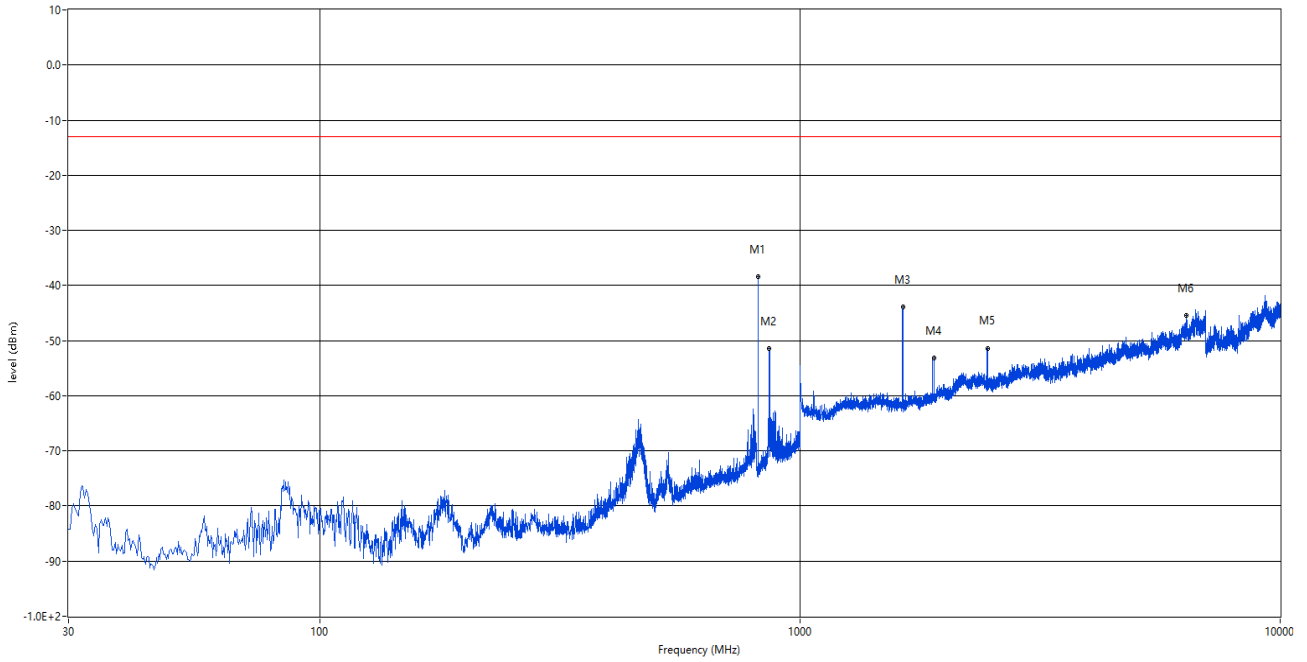
RSE Test case\_FCC PART22&24&27\_FCC PART 22\_850\_GSM 850&CDMA BCD&WCDMA B5&LTE B5&26



Frequency (MHz)	Result (dBm)	Factor (dB)	PK Limit (dBm)	Over Limit (dB)	Table (o)	ANT	EUT	Verdict
189.322	-71.54	-16.90	-13.0	-58.54	360.00	Horizontal	Horizontal	Pass
818.610	-37.21	-1.39	-13.0	-24.21	360.00	Horizontal	Horizontal	N/A
864.200	-51.13	0.33	-13.0	-38.13	275.00	Horizontal	Horizontal	N/A
1227.500	-55.60	-6.81	-13.0	-42.60	359.00	Horizontal	Horizontal	Pass
1637.000	-39.88	-7.52	-13.0	-26.88	357.00	Horizontal	Horizontal	Pass
2455.500	-48.46	-2.90	-13.0	-35.46	75.00	Horizontal	Horizontal	Pass

ANT-H,EUT-V,30MHz-10GHz

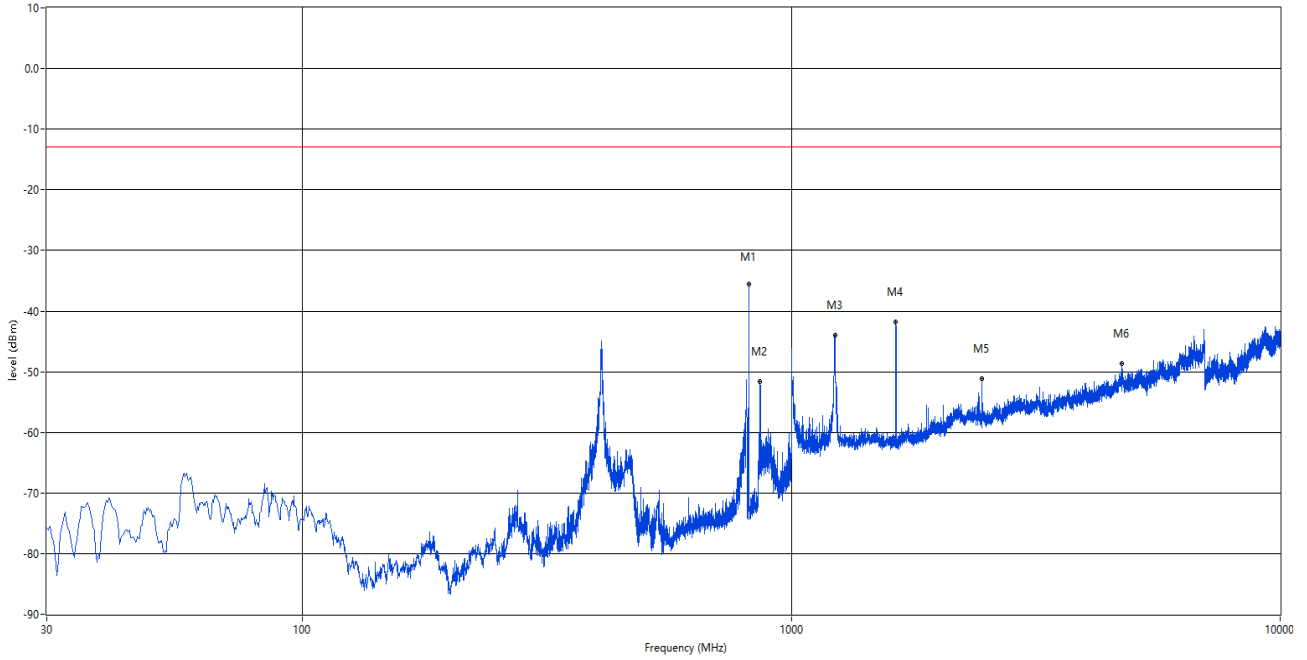
RSE Test case\_FCC PART22&24&27\_FCC PART 22\_850\_GSM 850&CDMA BC0&WCDMA B5&LTE B5&26



Frequency (MHz)	Result (dBm)	Factor (dB)	PK Limit (dBm)	Over Limit (dB)	Table (o)	ANT	EUT	Verdict
818.610	-38.38	-1.39	-13.0	-25.38	9.00	Horizontal	Vertical	N/A
863.715	-51.45	0.38	-13.0	-38.45	272.00	Horizontal	Vertical	N/A
1637.000	-43.93	-7.52	-13.0	-30.93	193.00	Horizontal	Vertical	Pass
1904.000	-53.22	-5.93	-13.0	-40.22	182.00	Horizontal	Vertical	Pass
2456.000	-51.36	-2.92	-13.0	-38.36	87.00	Horizontal	Vertical	Pass
6388.000	-45.40	7.65	-13.0	-32.40	301.00	Horizontal	Vertical	Pass

ANT-V,EUT-V,30MHz-10GHz

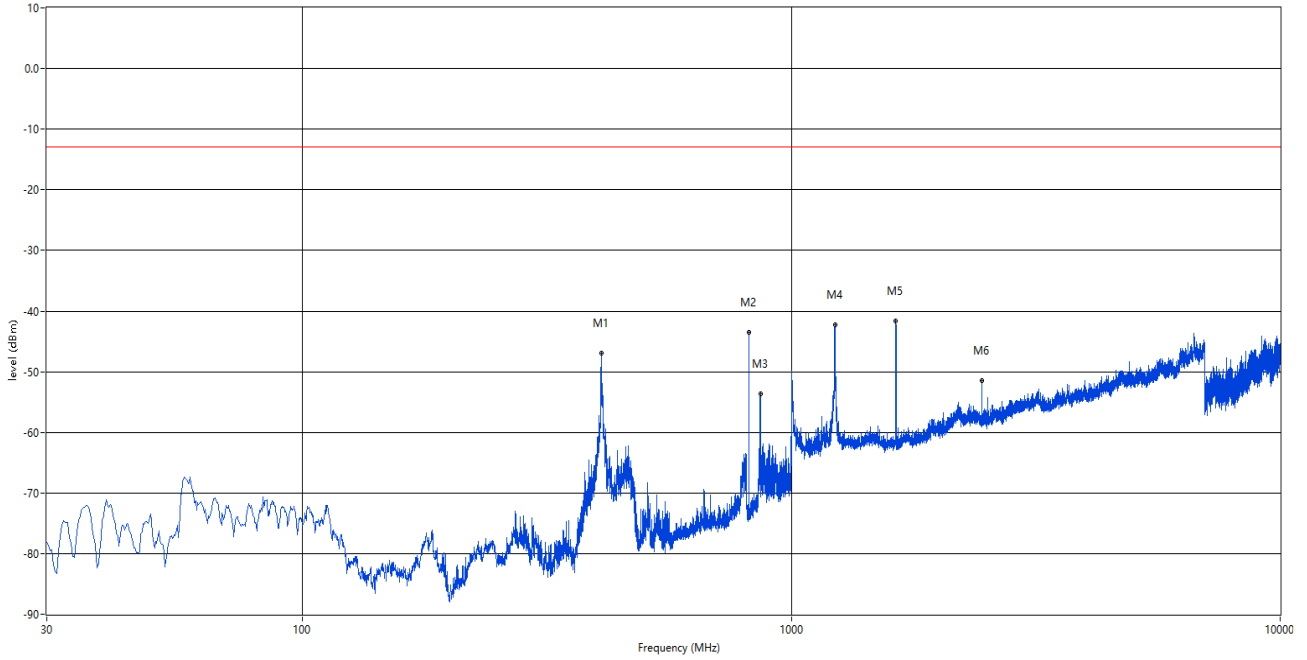
RSE Test case\_FCC PART22&24&27\_FCC PART 22\_850\_GSM 850&CDMA BC0&WCDMA B5&LTE B5&26



Frequency (MHz)	Result (dBm)	Factor (dB)	PK Limit (dBm)	Over Limit (dB)	Table (o)	ANT	EUT	Verdict
818.610	-38.12	-1.39	-13.0	-25.12	24.00	Vertical	Vertical	N/A
863.958	-51.61	0.36	-13.0	-38.61	317.00	Vertical	Vertical	N/A
1228.000	-44.06	-6.72	-13.0	-31.06	74.00	Vertical	Vertical	Pass
1637.000	-41.74	-7.52	-13.0	-28.74	41.00	Vertical	Vertical	Pass
2455.500	-51.21	-2.90	-13.0	-38.21	321.00	Vertical	Vertical	Pass
4751.000	-48.63	5.84	-13.0	-35.63	129.00	Vertical	Vertical	Pass

ANT-V,EUT-H,30MHz-10GHz

RSE Test case\_FCC PART22&24&27\_FCC PART 22\_850\_GSM 850&CDMA BC0&WCDMA B5&LTE B5&26

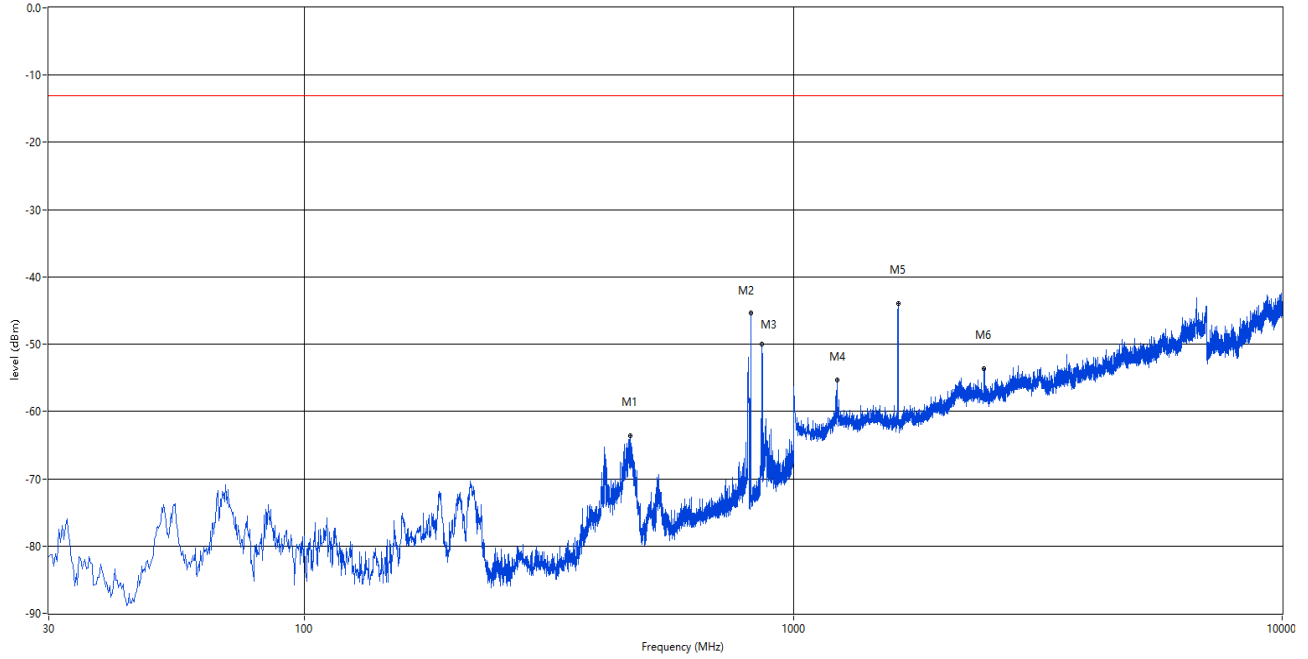


Frequency (MHz)	Result (dBm)	Factor (dB)	PK Limit (dBm)	Over Limit (dB)	Table (o)	ANT	EUT	Verdict
409.270	-46.93	-10.38	-13.0	-33.93	64.00	Vertical	Horizontal	Pass
818.610	-43.52	-1.39	-13.0	-30.52	130.00	Vertical	Horizontal	N/A
864.200	-53.64	0.33	-13.0	-40.64	344.00	Vertical	Horizontal	N/A
1228.000	-42.20	-6.72	-13.0	-29.20	105.00	Vertical	Horizontal	Pass
1637.000	-41.65	-7.52	-13.0	-28.65	38.00	Vertical	Horizontal	Pass
2455.500	-51.52	-2.90	-13.0	-38.52	339.00	Vertical	Horizontal	Pass

### 3.2 LTE Band 26 Bandwidth 3MHz, CH26740

#### ANT-H,EUT-H,30MHz-10GHz

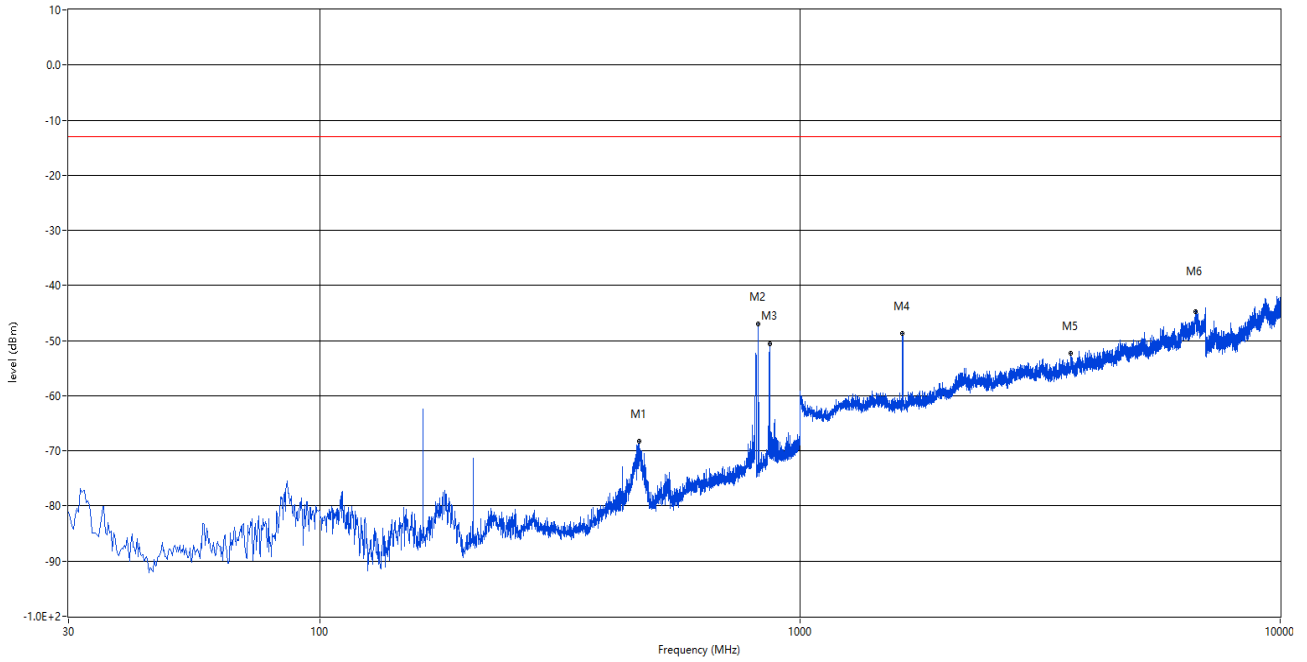
RSE Test case\_FCC PART22&24&27\_FCC PART 22\_850\_GSM 850&CDMA BC0&WCDMA B5&LTE B5&26



Frequency (MHz)	Result (dBm)	Factor (dB)	PK Limit (dBm)	Over Limit (dB)	Table (o)	ANT	EUT	Verdict
464.560	-63.59	-8.65	-13.0	-50.59	75.00	Horizontal	Horizontal	Pass
818.125	-45.35	-1.39	-13.0	-32.35	3.00	Horizontal	Horizontal	N/A
863.472	-50.01	0.40	-13.0	-37.01	282.00	Horizontal	Horizontal	N/A
1229.500	-55.29	-6.91	-13.0	-42.29	56.00	Horizontal	Horizontal	Pass
1638.000	-43.96	-7.53	-13.0	-30.96	360.00	Horizontal	Horizontal	Pass
2457.000	-53.59	-2.93	-13.0	-40.59	26.00	Horizontal	Horizontal	Pass

ANT-H,EUT-V,30MHz-10GHz

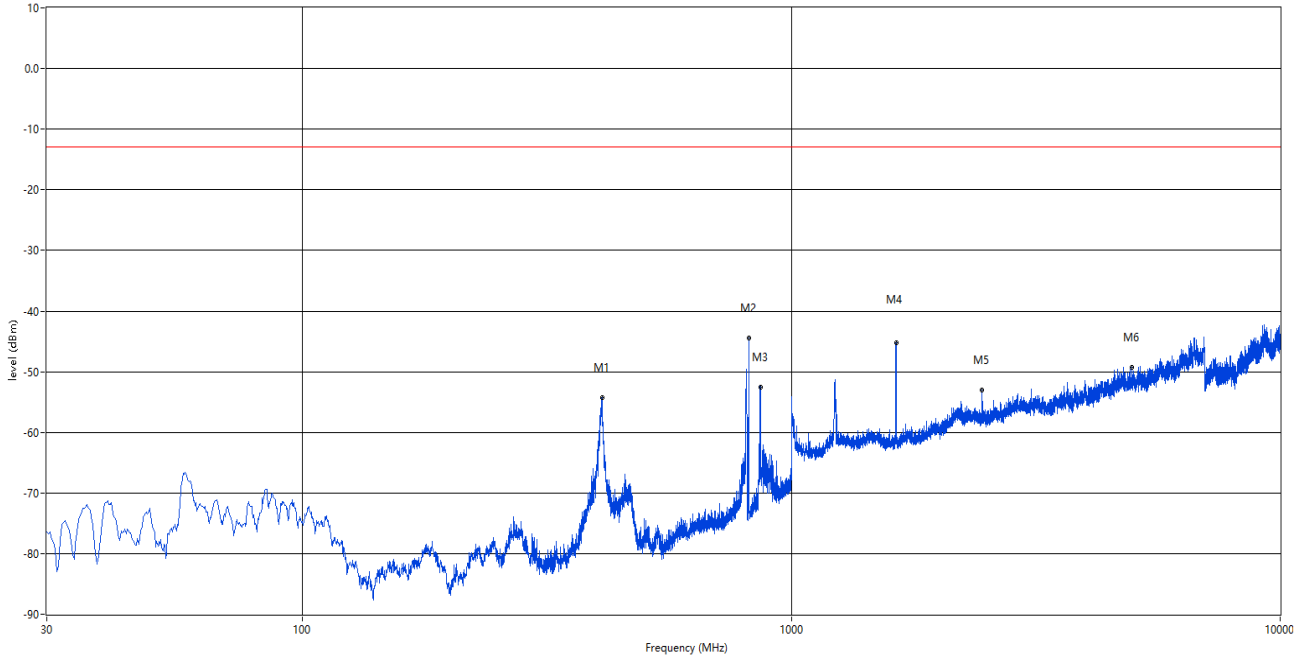
RSE Test case\_FCC PART22&24&27\_FCC PART 22\_850\_GSM 850&CDMA BC0&WCDMA B5&LTE B5&26



Frequency (MHz)	Result (dBm)	Factor (dB)	PK Limit (dBm)	Over Limit (dB)	Table (o)	ANT	EUT	Verdict
463.590	-68.29	-8.81	-13.0	-55.29	80.00	Horizontal	Vertical	Pass
818.367	-46.95	-1.39	-13.0	-33.95	360.00	Horizontal	Vertical	N/A
864.685	-50.50	0.29	-13.0	-37.50	270.00	Horizontal	Vertical	N/A
1636.500	-48.70	-7.51	-13.0	-35.70	188.00	Horizontal	Vertical	Pass
3662.000	-52.31	2.62	-13.0	-39.31	259.00	Horizontal	Vertical	Pass
6658.000	-44.70	10.93	-13.0	-31.70	52.00	Horizontal	Vertical	Pass

ANT-V,EUT-V,30MHz-10GHz

RSE Test case\_FCC PART22&24&27\_FCC PART 22\_850\_GSM 850&CDMA BC0&WCDMA B5&LTE B5&26

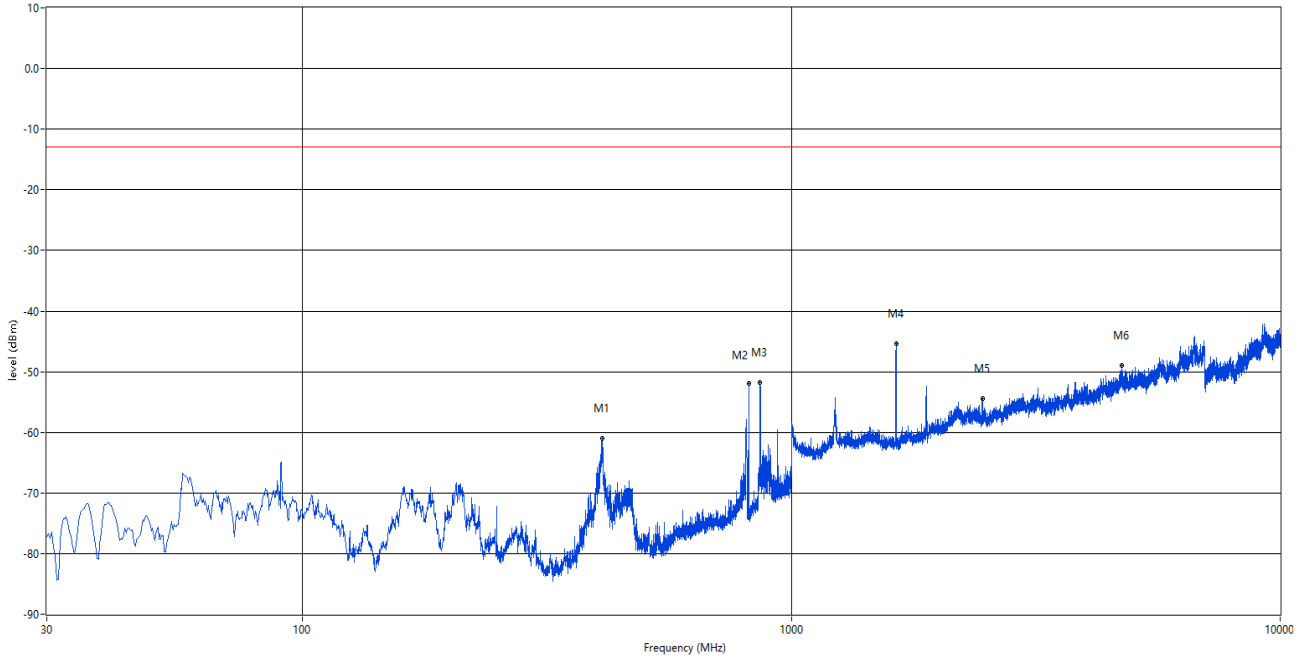


Frequency (MHz)	Result (dBm)	Factor (dB)	PK Limit (dBm)	Over Limit (dB)	Table (o)	ANT	EUT	Verdict
410.483	-54.21	-10.22	-13.0	-41.21	138.00	Vertical	Vertical	Pass
818.610	-44.44	-1.39	-13.0	-31.44	0.00	Vertical	Vertical	N/A
864.685	-52.57	0.29	-13.0	-39.57	329.00	Vertical	Vertical	N/A
1638.000	-45.17	-7.53	-13.0	-32.17	64.00	Vertical	Vertical	Pass
2457.000	-52.97	-2.93	-13.0	-39.97	312.00	Vertical	Vertical	Pass
4974.000	-49.22	5.29	-13.0	-36.22	359.00	Vertical	Vertical	Pass



ANT-V,EUT-H,30MHz-10GHz

RSE Test case\_FCC PART22&24&27\_FCC PART 22\_850\_GSM 850&CDMA BC0&WCDMA B5&LTE B5&26

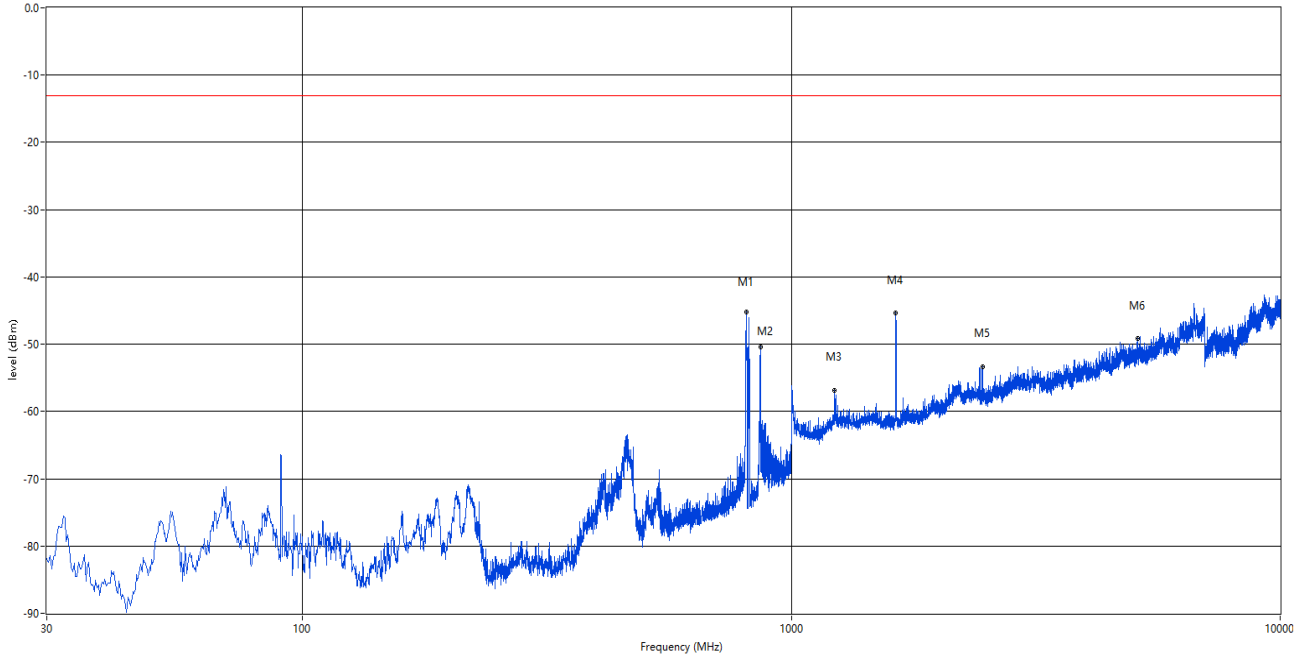


Frequency (MHz)	Result (dBm)	Factor (dB)	PK Limit (dBm)	Over Limit (dB)	Table (o)	ANT	EUT	Verdict
410.240	-60.98	-10.23	-13.0	-47.98	84.00	Vertical	Horizontal	Pass
818.367	-51.93	-1.39	-13.0	-38.93	138.00	Vertical	Horizontal	N/A
862.987	-51.85	0.44	-13.0	-38.85	316.00	Vertical	Horizontal	N/A
1638.000	-45.35	-7.53	-13.0	-32.35	34.00	Vertical	Horizontal	Pass
2459.500	-54.39	-2.71	-13.0	-41.39	323.00	Vertical	Horizontal	Pass
4747.000	-48.98	5.75	-13.0	-35.98	301.00	Vertical	Horizontal	Pass

### 3.3 LTE Band 26 Bandwidth 5MHz, CH26740

#### ANT-H,EUT-H,30MHz-10GHz

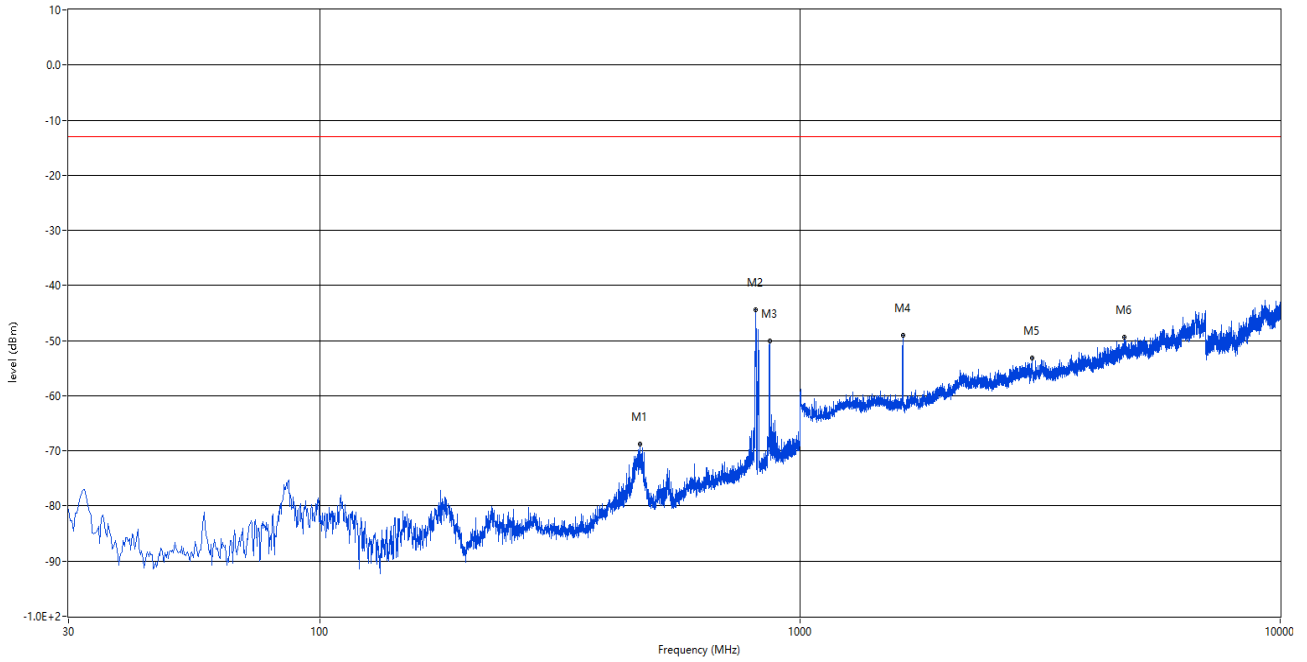
RSE Test case\_FCC PART22&24&27\_FCC PART 22\_850\_GSM 850&CDMA BC0&WCDMA B5&LTE B5&26



Frequency (MHz)	Result (dBm)	Factor (dB)	PK Limit (dBm)	Over Limit (dB)	Table (o)	ANT	EUT	Verdict
809.395	-45.26	-1.33	-13.0	-32.26	0.00	Horizontal	Horizontal	N/A
865.655	-50.47	0.26	-13.0	-37.47	267.00	Horizontal	Horizontal	N/A
1227.500	-56.85	-6.81	-13.0	-43.85	31.00	Horizontal	Horizontal	Pass
1635.500	-45.41	-7.48	-13.0	-32.41	1.00	Horizontal	Horizontal	Pass
2460.000	-53.35	-2.61	-13.0	-40.35	74.00	Horizontal	Horizontal	Pass
5117.000	-49.20	5.16	-13.0	-36.20	136.00	Horizontal	Horizontal	Pass

ANT-H,EUT-V,30MHz-10GHz

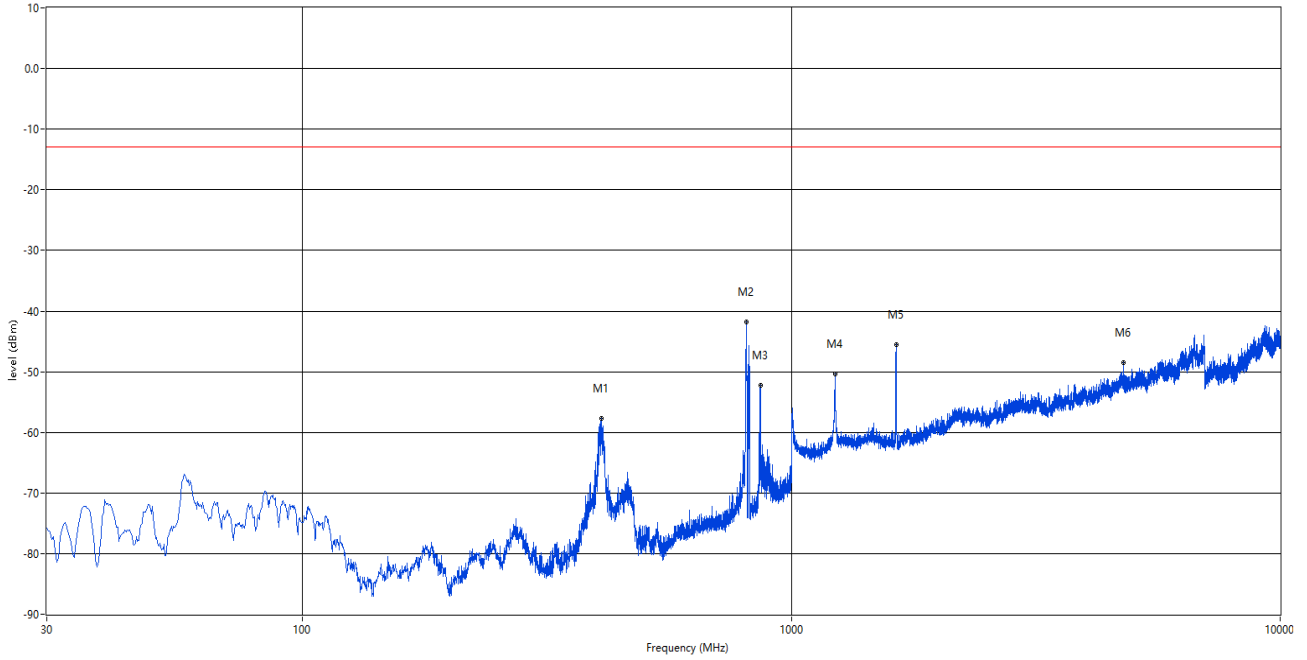
RSE Test case\_FCC PART22&24&27\_FCC PART 22\_850\_GSM 850&CDMA BC0&WCDMA B5&LTE B5&26



Frequency (MHz)	Result (dBm)	Factor (dB)	PK Limit (dBm)	Over Limit (dB)	Table (o)	ANT	EUT	Verdict
465.045	-68.83	-8.56	-13.0	-55.83	55.00	Horizontal	Vertical	Pass
809.638	-44.35	-1.33	-13.0	-31.35	360.00	Horizontal	Vertical	N/A
866.140	-50.01	0.26	-13.0	-37.01	280.00	Horizontal	Vertical	N/A
1638.500	-49.03	-7.54	-13.0	-36.03	186.00	Horizontal	Vertical	Pass
3047.000	-53.15	1.65	-13.0	-40.15	0.00	Horizontal	Vertical	Pass
4746.000	-49.38	5.71	-13.0	-36.38	350.00	Horizontal	Vertical	Pass

ANT-V,EUT-V,30MHz-10GHz

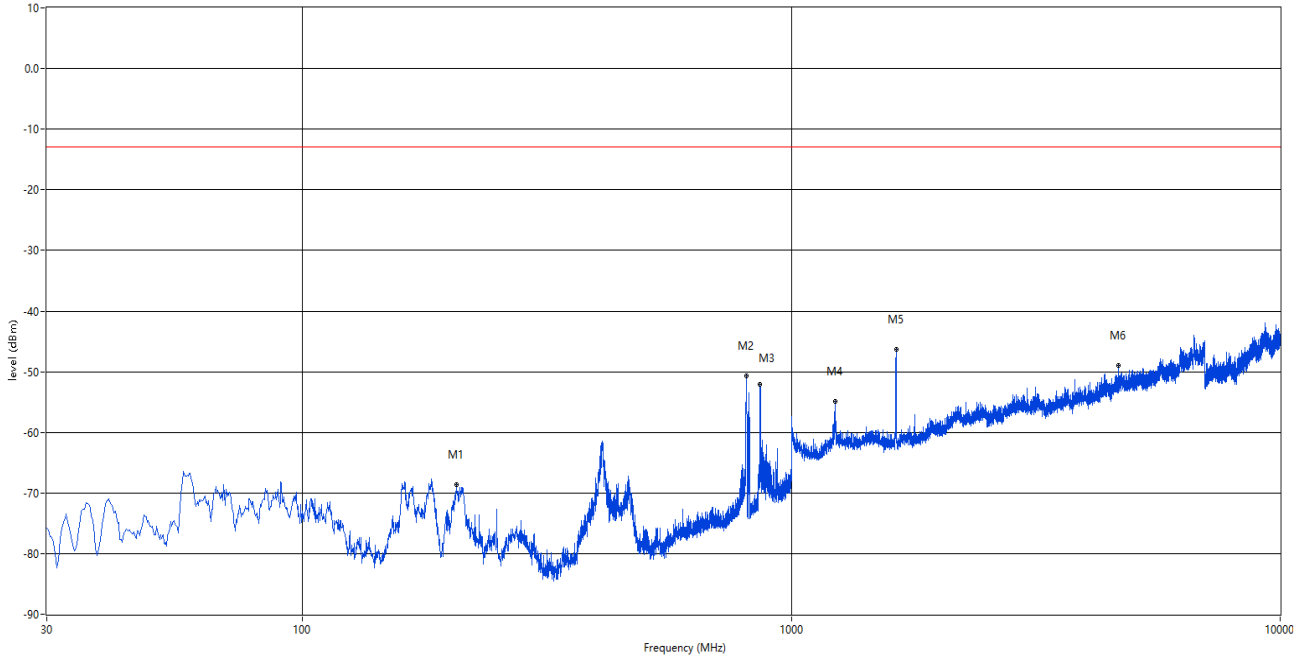
RSE Test case\_FCC PART22&24&27\_FCC PART 22\_850\_GSM 850&CDMA BC0&WCDMA B5&LTE B5&26



Frequency (MHz)	Result (dBm)	Factor (dB)	PK Limit (dBm)	Over Limit (dB)	Table (o)	ANT	EUT	Verdict
409.755	-57.71	-10.30	-13.0	-44.71	125.00	Vertical	Vertical	Pass
809.880	-41.73	-1.34	-13.0	-28.73	360.00	Vertical	Vertical	N/A
864.200	-52.23	0.33	-13.0	-39.23	321.00	Vertical	Vertical	N/A
1228.500	-50.37	-6.63	-13.0	-37.37	263.00	Vertical	Vertical	Pass
1638.000	-45.54	-7.53	-13.0	-32.54	58.00	Vertical	Vertical	Pass
4776.000	-48.47	5.12	-13.0	-35.47	243.00	Vertical	Vertical	Pass

ANT-V,EUT-H,30MHz-10GHz

RSE Test case\_FCC PART22&24&27\_FCC PART 22\_850\_GSM 850&CDMA BC0&WCDMA B5&LTE B5&26

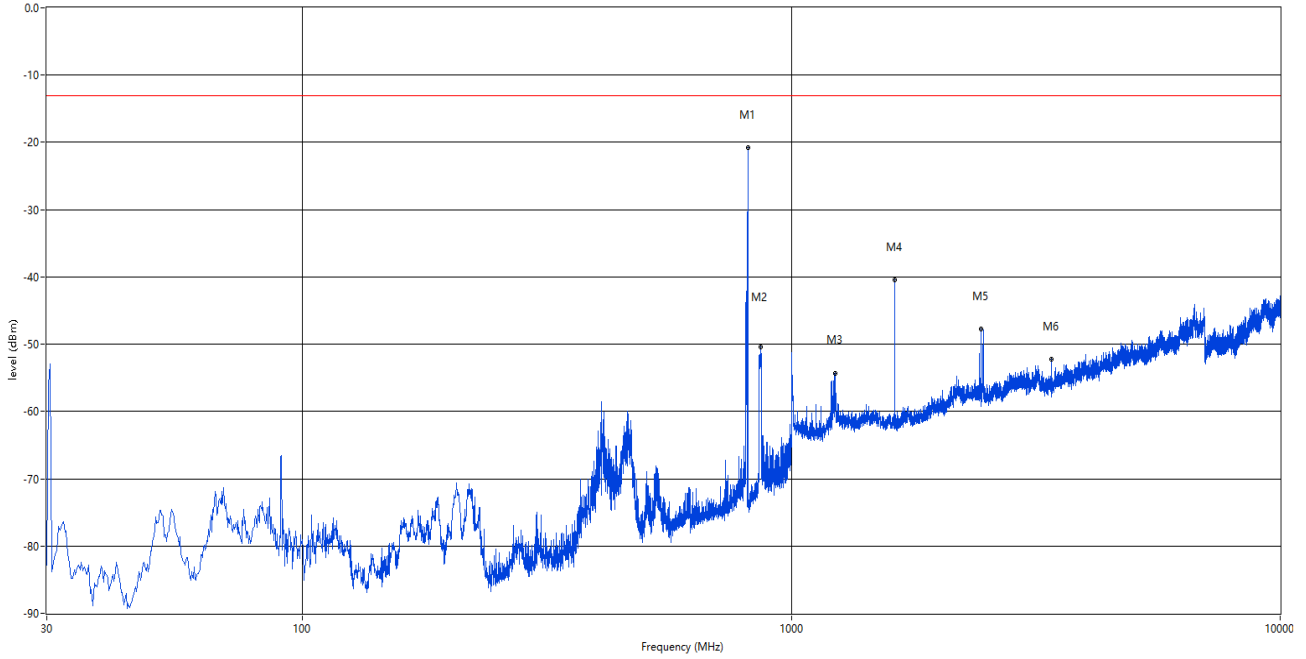


Frequency (MHz)	Result (dBm)	Factor (dB)	PK Limit (dBm)	Over Limit (dB)	Table (o)	ANT	EUT	Verdict
206.298	-68.65	-16.97	-13.0	-55.65	192.00	Vertical	Horizontal	Pass
809.638	-50.71	-1.33	-13.0	-37.71	132.00	Vertical	Horizontal	N/A
863.230	-52.05	0.42	-13.0	-39.05	322.00	Vertical	Horizontal	N/A
1228.000	-54.88	-6.72	-13.0	-41.88	93.00	Vertical	Horizontal	Pass
1638.000	-46.33	-7.53	-13.0	-33.33	38.00	Vertical	Horizontal	Pass
4664.000	-48.97	4.81	-13.0	-35.97	135.00	Vertical	Horizontal	Pass

### 3.4 LTE Band 26 Bandwidth 10MHz, CH26740

#### ANT-H,EUT-H,30MHz-10GHz

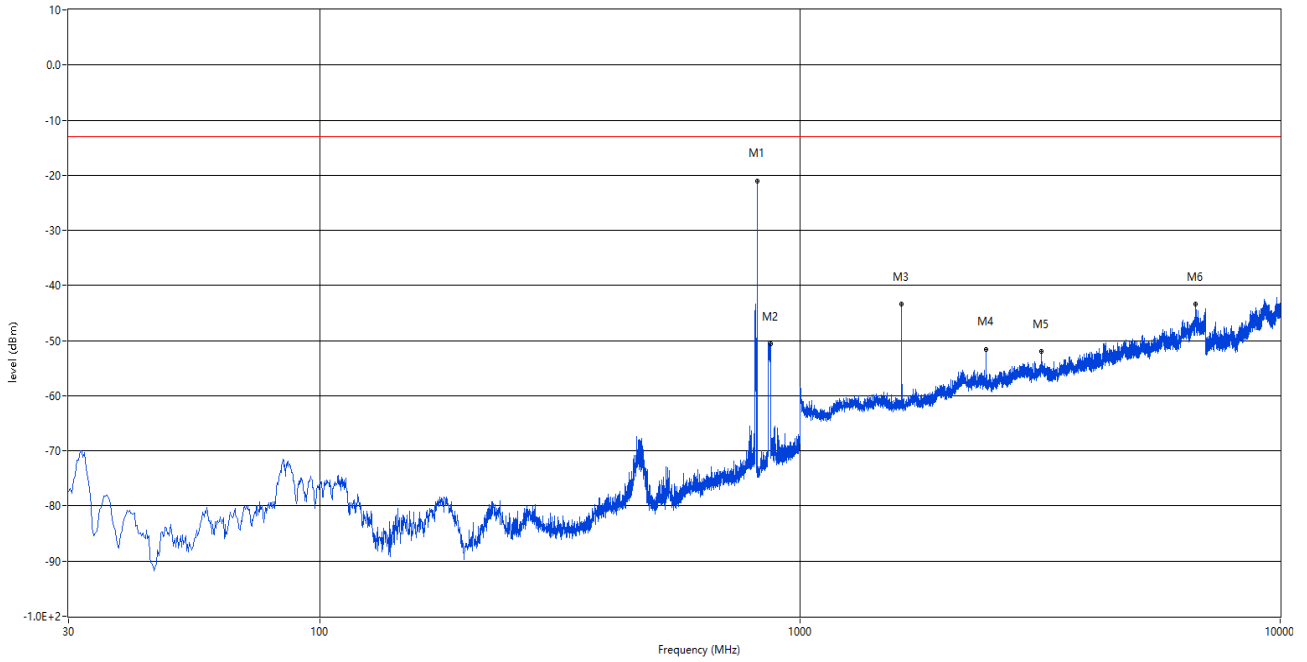
RSE Test case\_FCC PART22&24&27\_FCC PART 22\_850\_GSM 850&CDMA BC0&WCDMA B5&LTE B5&26



Frequency (MHz)	Result (dBm)	Factor (dB)	PK Limit (dBm)	Over Limit (dB)	Table (o)	ANT	EUT	Verdict
814.487	-20.81	-1.36	-13.0	-7.81	360.00	Horizontal	Horizontal	N/A
864.685	-50.48	0.29	-13.0	-37.48	283.00	Horizontal	Horizontal	N/A
1230.500	-54.32	-7.20	-13.0	-41.32	36.00	Horizontal	Horizontal	Pass
1629.000	-40.46	-7.33	-13.0	-27.46	102.00	Horizontal	Horizontal	Pass
2443.500	-47.80	-3.59	-13.0	-34.80	82.00	Horizontal	Horizontal	Pass
3408.000	-52.28	1.74	-13.0	-39.28	12.00	Horizontal	Horizontal	Pass

ANT-H,EUT-V,30MHz-10GHz

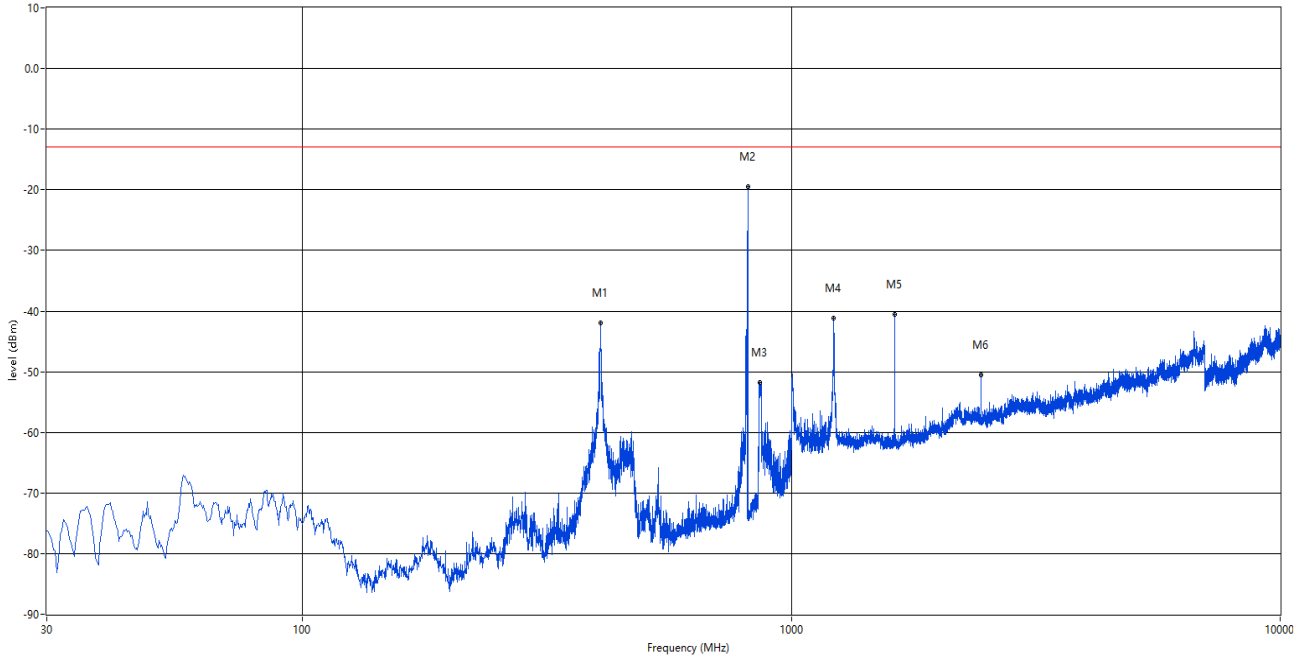
RSE Test case\_FCC PART22&24&27\_FCC PART 22\_850\_GSM 850&CDMA BC0&WCDMA B5&LTE B5&26



Frequency (MHz)	Result (dBm)	Factor (dB)	PK Limit (dBm)	Over Limit (dB)	Table (o)	ANT	EUT	Verdict
814.487	-20.99	-1.36	-13.0	-7.99	360.00	Horizontal	Vertical	N/A
868.322	-50.62	0.29	-13.0	-37.62	279.00	Horizontal	Vertical	N/A
1629.000	-43.42	-7.33	-13.0	-30.42	181.00	Horizontal	Vertical	Pass
2443.500	-51.52	-3.59	-13.0	-38.52	75.00	Horizontal	Vertical	Pass
3178.000	-51.92	0.99	-13.0	-38.92	359.00	Horizontal	Vertical	Pass
6673.000	-43.41	11.36	-13.0	-30.41	6.00	Horizontal	Vertical	Pass

ANT-V,EUT-V,30MHz-10GHz

RSE Test case\_FCC PART22&24&27\_FCC PART 22\_850\_GSM 850&CDMA BC0&WCDMA B5&LTE B5&26

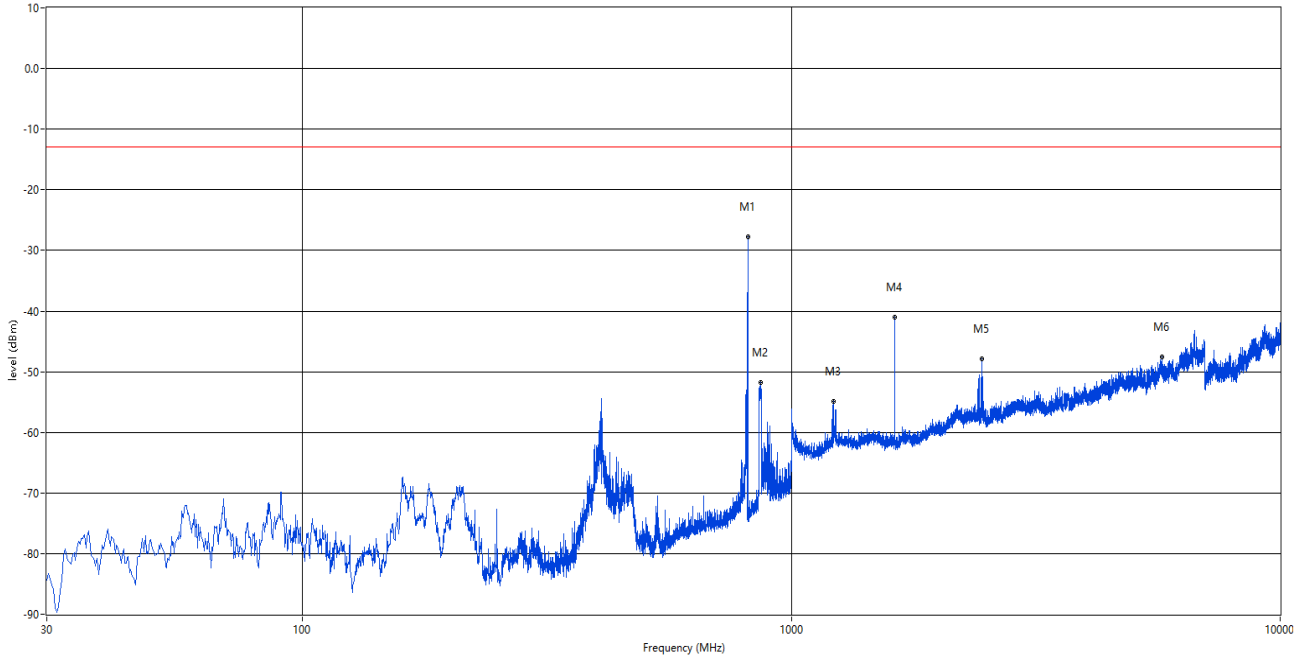


Frequency (MHz)	Result (dBm)	Factor (dB)	PK Limit (dBm)	Over Limit (dB)	Table (o)	ANT	EUT	Verdict
407.087	-41.92	-10.57	-13.0	-28.92	134.00	Vertical	Vertical	Pass
814.487	-19.42	-1.36	-13.0	-6.42	359.00	Vertical	Vertical	N/A
863.958	-51.71	0.36	-13.0	-38.71	334.00	Vertical	Vertical	N/A
1221.500	-41.10	-7.15	-13.0	-28.10	207.00	Vertical	Vertical	Pass
1629.000	-40.51	-7.33	-13.0	-27.51	34.00	Vertical	Vertical	Pass
2443.500	-50.55	-3.59	-13.0	-37.55	24.00	Vertical	Vertical	Pass



ANT-V,EUT-H,30MHz-10GHz

RSE Test case\_FCC PART22&24&27\_FCC PART 22\_850\_GSM 850&CDMA BC0&WCDMA B5&LTE B5&26



Frequency (MHz)	Result (dBm)	Factor (dB)	PK Limit (dBm)	Over Limit (dB)	Table (o)	ANT	EUT	Verdict
814.487	-27.73	-1.36	-13.0	-14.73	133.00	Vertical	Horizontal	N/A
865.170	-51.72	0.25	-13.0	-38.72	319.00	Vertical	Horizontal	N/A
1218.000	-54.85	-7.07	-13.0	-41.85	57.00	Vertical	Horizontal	Pass
1629.000	-41.04	-7.33	-13.0	-28.04	36.00	Vertical	Horizontal	Pass
2458.000	-47.90	-2.88	-13.0	-34.90	243.00	Vertical	Horizontal	Pass
5728.000	-47.51	6.54	-13.0	-34.51	157.00	Vertical	Horizontal	Pass