

Annex D Plots of Maximum SAR Test Results

MEASUREMENT 1

Type: Phone measurement (Complete)

Area scan resolution: dx=15mm,dy=15mm

Zoom scan resolution: dx=5mm, dy=5mm, dz=5mm

Date of measurement: 2018.07.06

Measurement duration: 15 minutes 36 seconds

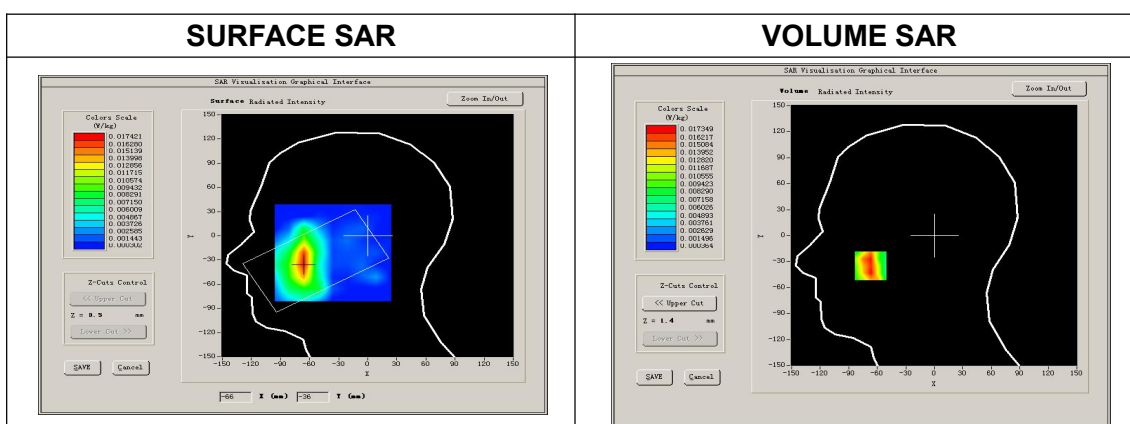
A. Experimental conditions.

Phantom File	<u>surf_sam_plan.txt</u>
Phantom	<u>Left head</u>
Device Position	<u>Cheek</u>
Band	<u>BC0_US_Cellular</u>
Channels	<u>Middle</u>
Signal	<u>Voice</u>

B. SAR Measurement Results

Middle Band SAR (Channel 384):

Frequency (MHz)	836.520000
Relative permittivity (real part)	41.185165
Conductivity (S/m)	0.876217
Power drift (%)	1.010000
Ambient Temperature:	22.2°C
Liquid Temperature:	21.4°C
ConvF:	6.13
Crest factor:	1:1



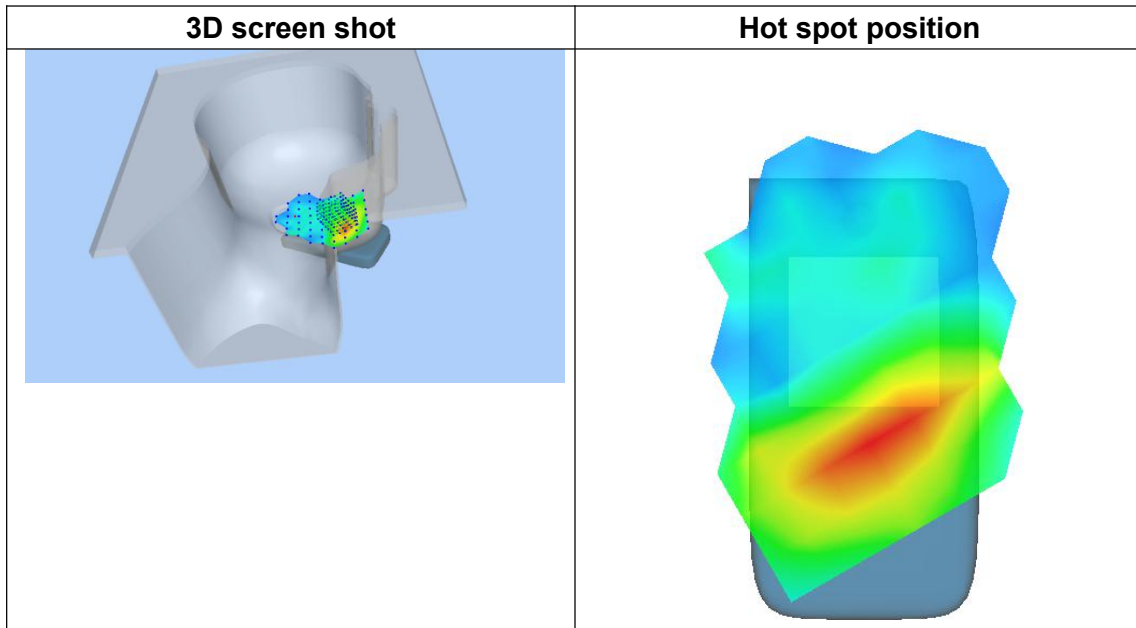
NOTE: This document is issued by MORLAB, the test report shall not be reproduced except in full without prior written permission of the company. The test results apply only to the particular sample(s) tested and to the specific tests carried out which is available on request for validation and information confirmed at our website.

Maximum location: X=-67.00, Y=-35.00

SAR Peak: 0.03 W/kg

SAR 10g (W/Kg)	0.010532
SAR 1g (W/Kg)	0.016639

Z (mm)	0.00	4.00	9.00	14.00	19.00	24.00	29.00
SAR (W/Kg)	0.0212	0.0173	0.0120	0.0089	0.0067	0.0025	0.0041



NOTE: This document is issued by MORLAB, the test report shall not be reproduced except in full without prior written permission of the company. The test results apply only to the particular sample(s) tested and to the specific tests carried out which is available on request for validation and information confirmed at our website.

MEASUREMENT 2

Type: Phone measurement (Complete)

Area scan resolution: dx=15mm,dy=15mm

Zoom scan resolution: dx=5mm, dy=5mm, dz=5mm

Date of measurement: 2018.06.30

Measurement duration: 15 minutes 6 seconds

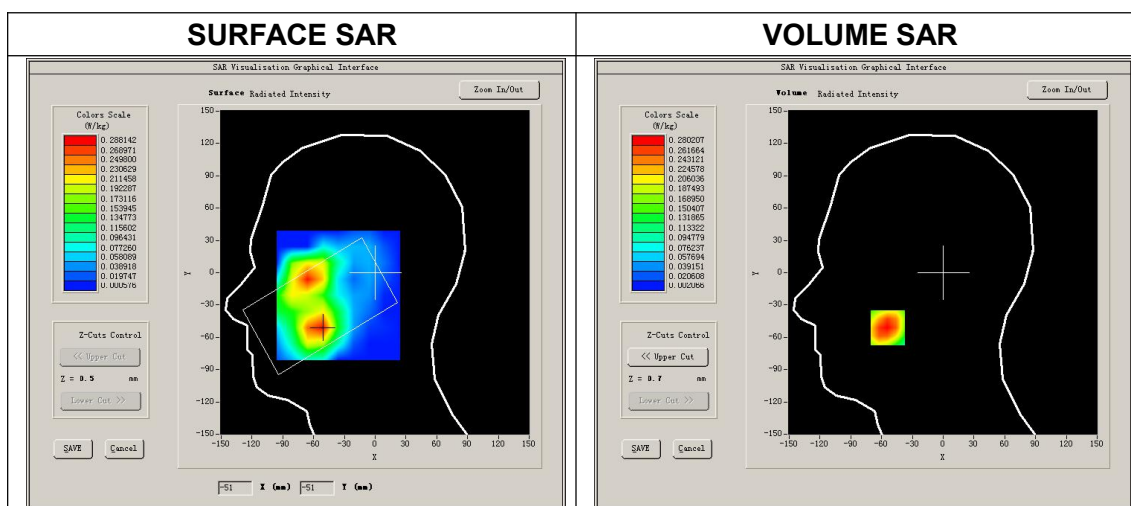
A. Experimental conditions.

Phantom File	surf_sam_plan.txt
Phantom	Left head
Device Position	Cheek
Band	BC1_North_American_PCS
Channels	Low
Signal	Voice

B. SAR Measurement Results

Lower Band SAR (Channel 25):

Frequency (MHz)	1851.250000
Relative permittivity (real part)	40.102156
Conductivity (S/m)	1.374075
Power drift (%)	0.310000
Ambient Temperature:	22.3°C
Liquid Temperature:	21.5°C
ConvF:	5.21
Crest factor:	1:1



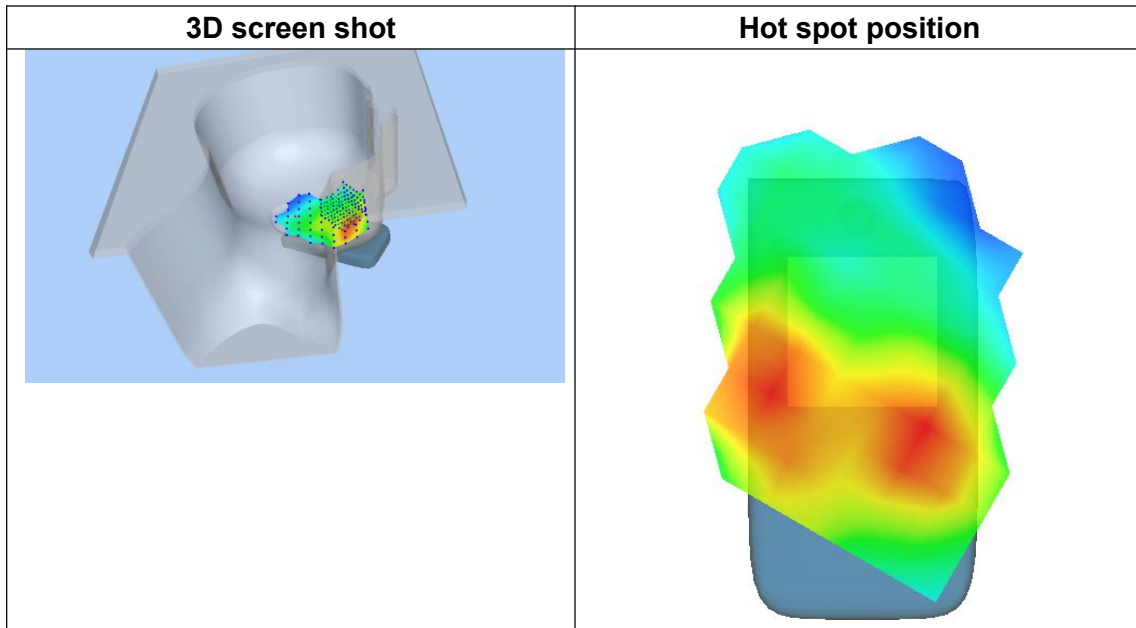
NOTE: This document is issued by MORLAB, the test report shall not be reproduced except in full without prior written permission of the company. The test results apply only to the particular sample(s) tested and to the specific tests carried out which is available on request for validation and information confirmed at our website.

Maximum location: X=-54.00, Y=-51.00

SAR Peak: 0.38 W/kg

SAR 10g (W/Kg)	0.024176
SAR 1g (W/Kg)	0.045172

Z (mm)	0.00	4.00	9.00	14.00	19.00	24.00	29.00
SAR (W/Kg)	0.3723	0.2802	0.1839	0.1277	0.0736	0.0538	0.0373



NOTE: This document is issued by MORLAB, the test report shall not be reproduced except in full without prior written permission of the company. The test results apply only to the particular sample(s) tested and to the specific tests carried out which is available on request for validation and information confirmed at our website.

MEASUREMENT 3

Type: Phone measurement (Complete)

Area scan resolution: dx=15mm,dy=15mm

Zoom scan resolution: dx=5mm, dy=5mm, dz=5mm

Date of measurement: 2018.07.06

Measurement duration: 15 minutes 41 seconds

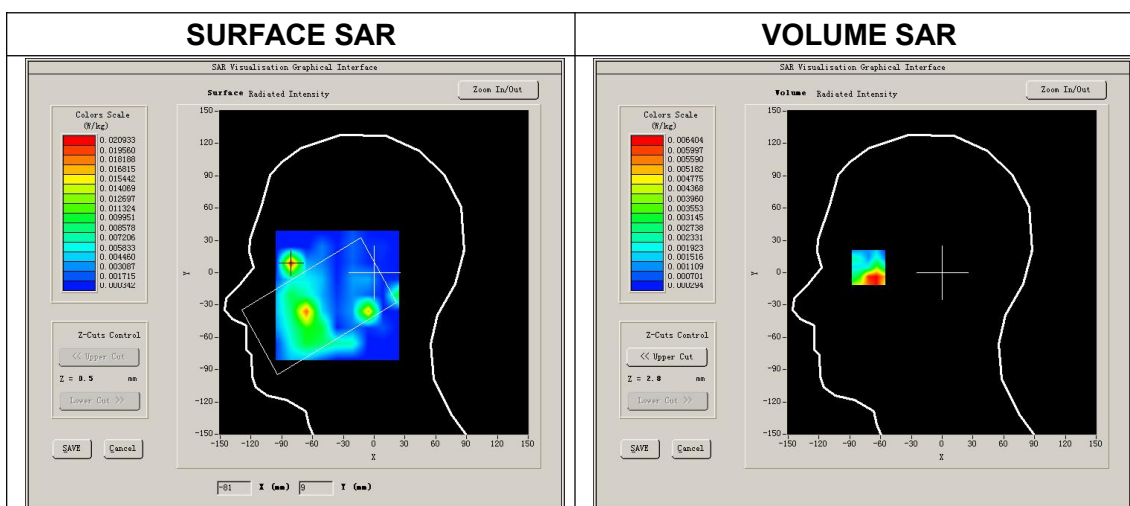
A. Experimental conditions.

<u>Phantom File</u>	<u>surf_sam_plan.txt</u>
<u>Phantom</u>	<u>Left head</u>
<u>Device Position</u>	<u>Cheek</u>
<u>Band</u>	<u>BC10 Secondary 800MHz</u>
<u>Channels</u>	<u>Low</u>
<u>Signal</u>	<u>Voice</u>

B. SAR Measurement Results

Lower Band SAR (Channel 476):

Frequency (MHz)	817.900000
Relative permittivity (real part)	41.185285
Conductivity (S/m)	0.875717
Power drift (%)	1.010000
Ambient Temperature:	22.2°C
Liquid Temperature:	21.4°C
ConvF:	6.13
Crest factor:	1:1



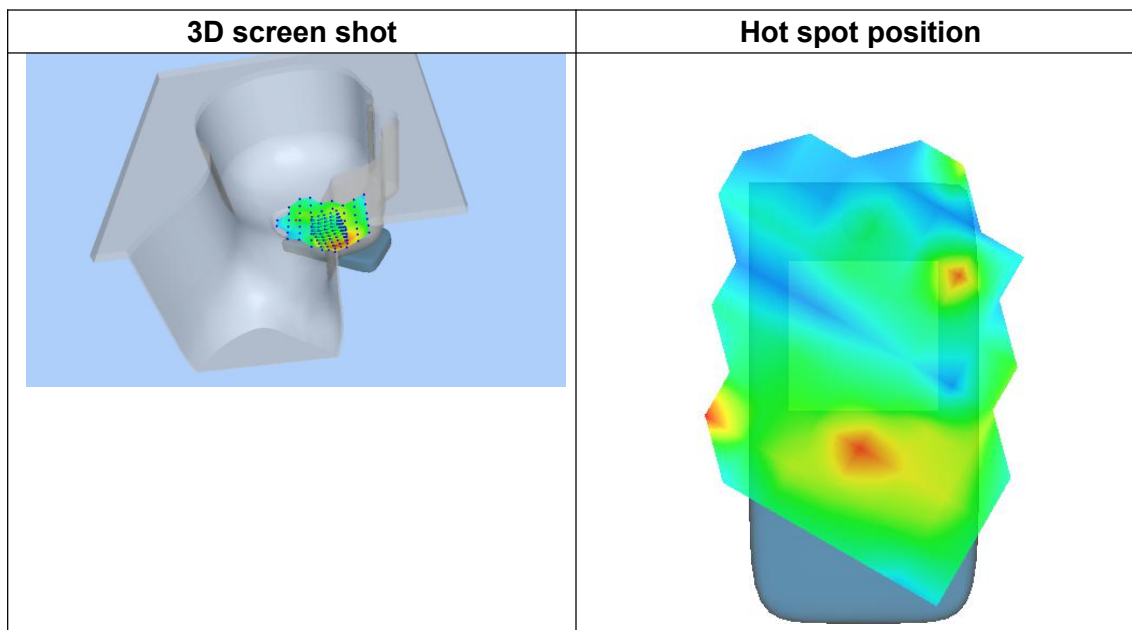
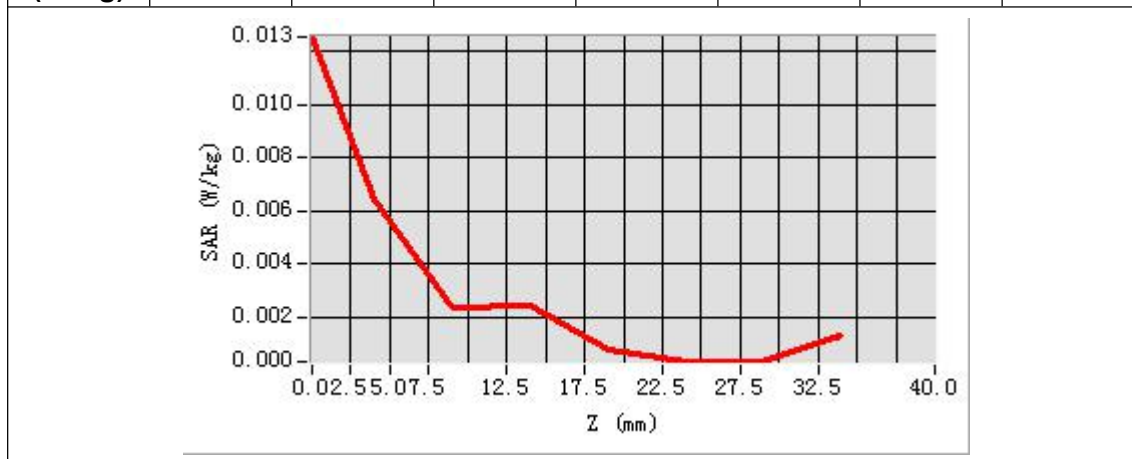
NOTE: This document is issued by MORLAB, the test report shall not be reproduced except in full without prior written permission of the company. The test results apply only to the particular sample(s) tested and to the specific tests carried out which is available on request for validation and information confirmed at our website.

Maximum location: X=-72.00, Y=9.00

SAR Peak: 0.018 W/kg

SAR 10g (W/Kg)	0.007311
SAR 1g (W/Kg)	0.016443

Z (mm)	0.00	4.00	9.00	14.00	19.00	24.00	29.00
SAR (W/Kg)	0.0126	0.0064	0.0024	0.0024	0.0007	0.0003	0.0003



NOTE: This document is issued by MORLAB, the test report shall not be reproduced except in full without prior written permission of the company. The test results apply only to the particular sample(s) tested and to the specific tests carried out which is available on request for validation and information confirmed at our website.

MEASUREMENT 4

Type: Phone measurement (Complete)

Area scan resolution: dx=15mm,dy=15mm

Zoom scan resolution: dx=5mm, dy=5mm, dz=5mm

Date of measurement: 2018.06.30

Measurement duration: 15 minutes 26 seconds

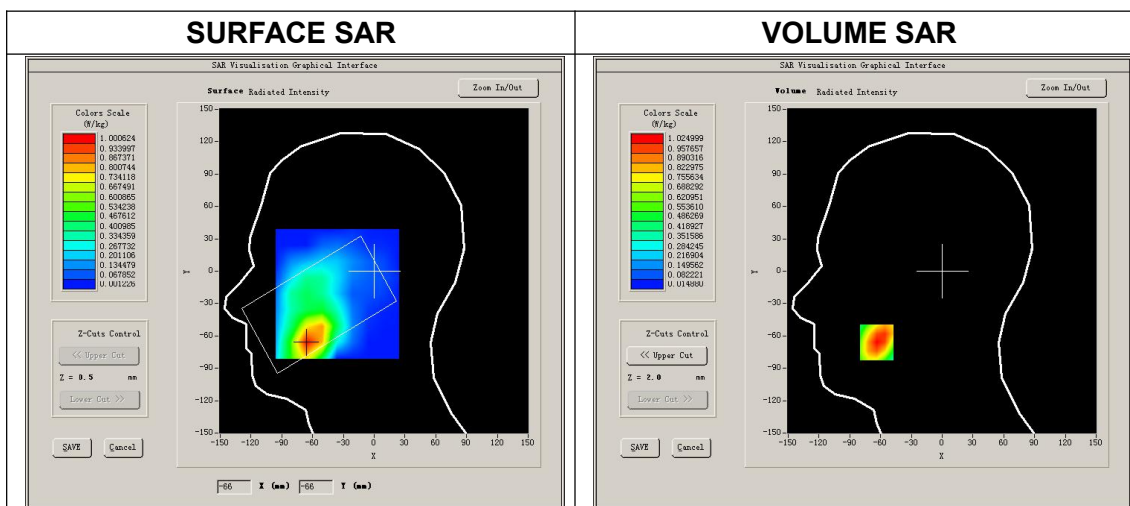
A. Experimental conditions.

<u>Phantom File</u>	surf_sam_plan.txt
<u>Phantom</u>	Left head
<u>Device Position</u>	Cheek
<u>Band</u>	LTE band 25
<u>Channels</u>	High
<u>Signal</u>	LTE

B. SAR Measurement Results

Higher Band SAR (Channel 26590):

Frequency (MHz)	1905.000000
Relative permittivity (real part)	40.081126
Conductivity (S/m)	1.395027
Power drift (%)	0.310000
Ambient Temperature:	22.3°C
Liquid Temperature:	21.5°C
ConvF:	5.21
Crest factor:	1:1



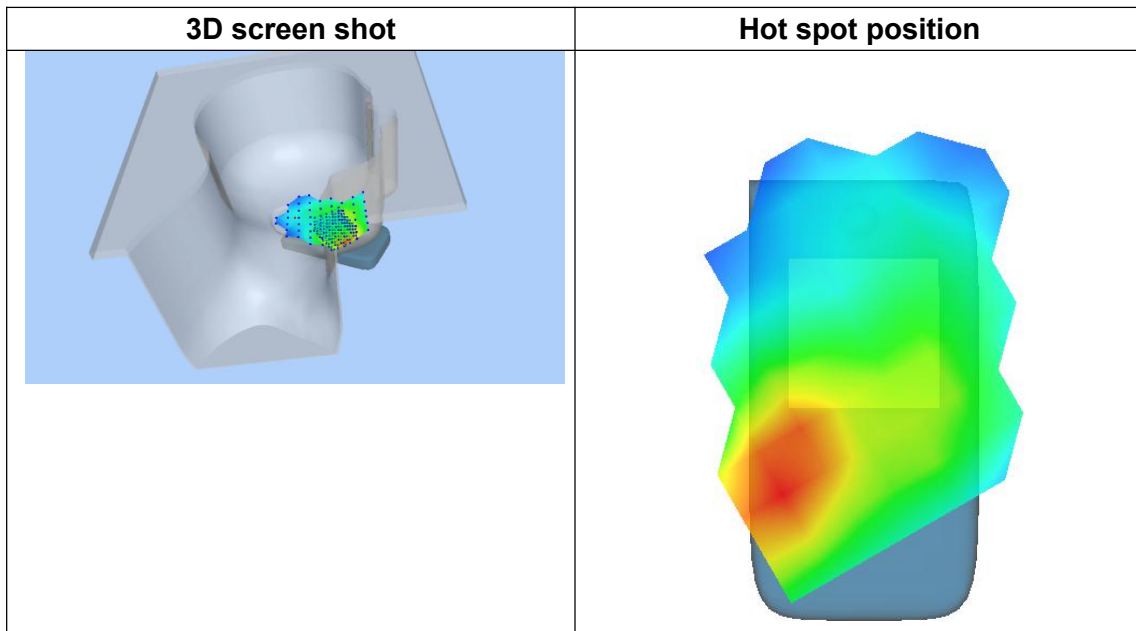
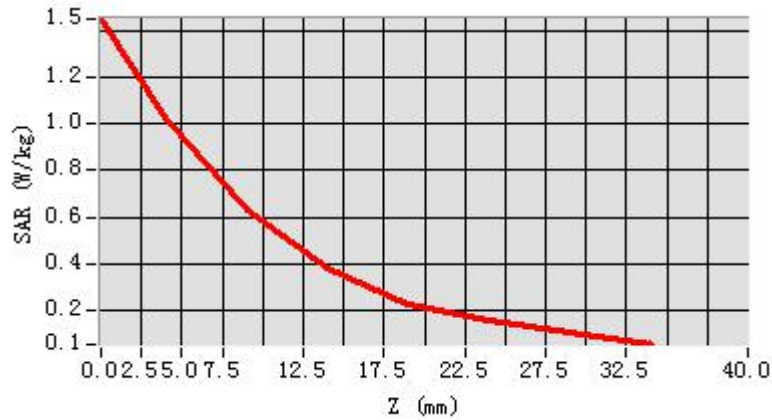
NOTE: This document is issued by MORLAB, the test report shall not be reproduced except in full without prior written permission of the company. The test results apply only to the particular sample(s) tested and to the specific tests carried out which is available on request for validation and information confirmed at our website.

Maximum location: X=-64.00, Y=-66.00

SAR Peak: 1.48 W/kg

SAR 10g (W/Kg)	0.567991
SAR 1g (W/Kg)	0.967716

Z (mm)	0.00	4.00	9.00	14.00	19.00	24.00	29.00
SAR (W/Kg)	1.4526	1.0250	0.6353	0.3776	0.2237	0.1533	0.1003



NOTE: This document is issued by MORLAB, the test report shall not be reproduced except in full without prior written permission of the company. The test results apply only to the particular sample(s) tested and to the specific tests carried out which is available on request for validation and information confirmed at our website.

MEASUREMENT 5

Type: Phone measurement (Complete)

Area scan resolution: dx=15mm,dy=15mm

Zoom scan resolution: dx=5mm, dy=5mm, dz=5mm

Date of measurement: 2018.07.06

Measurement duration: 15 minutes 31 seconds

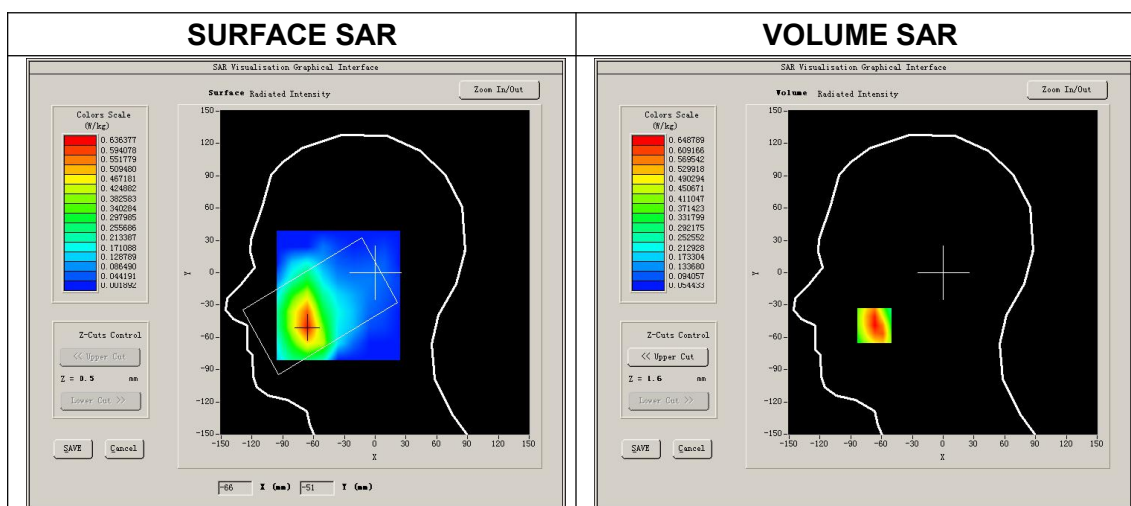
A. Experimental conditions.

Phantom File	surf_sam_plan.txt
Phantom	Right head
Device Position	Cheek
Band	LTE band 26
Channels	Middle
Signal	LTE

B. SAR Measurement Results

Middle Band SAR (Channel 26865):

Frequency (MHz)	831.500000
Relative permittivity (real part)	41.185285
Conductivity (S/m)	0.875717
Power drift (%)	1.010000
Ambient Temperature:	22.2°C
Liquid Temperature:	21.4°C
ConvF:	6.13
Crest factor:	1:1



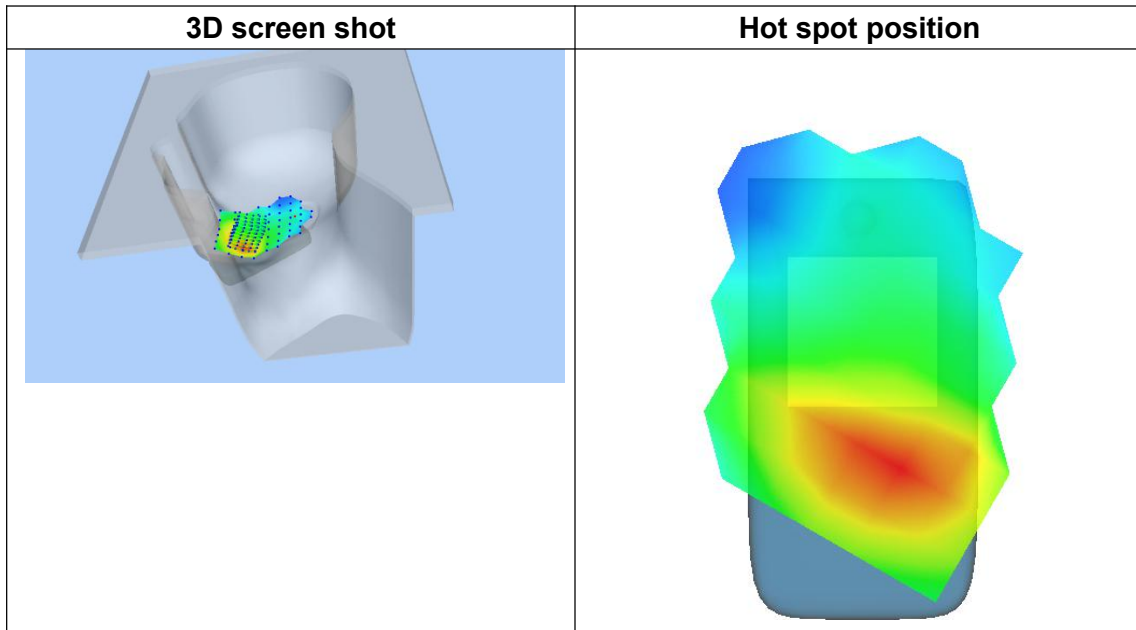
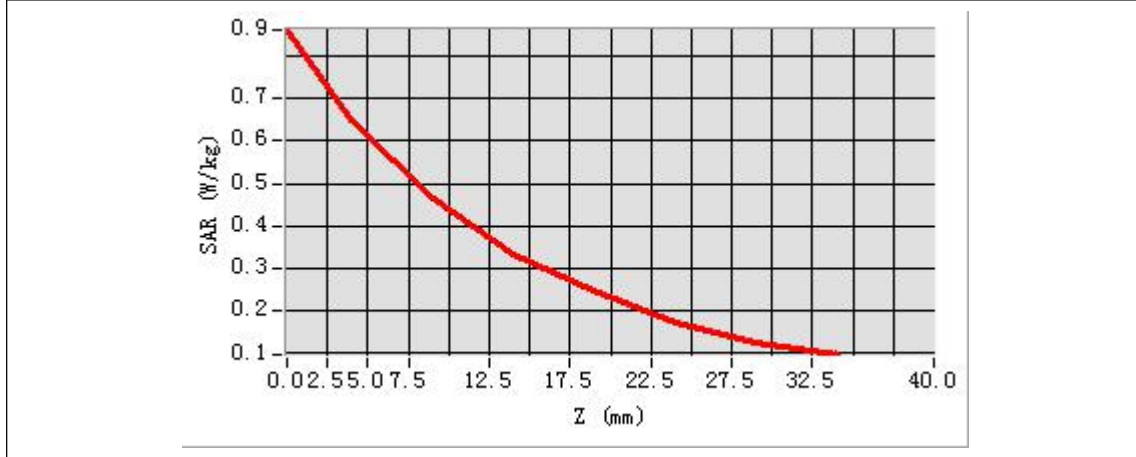
NOTE: This document is issued by MORLAB, the test report shall not be reproduced except in full without prior written permission of the company. The test results apply only to the particular sample(s) tested and to the specific tests carried out which is available on request for validation and information confirmed at our website.

Maximum location: X=-67.00, Y=-49.00

SAR Peak: 0.89 W/kg

SAR 10g (W/Kg)	0.406566
SAR 1g (W/Kg)	0.617770

Z (mm)	0.00	4.00	9.00	14.00	19.00	24.00	29.00
SAR (W/Kg)	0.8614	0.6488	0.4628	0.3311	0.2457	0.1742	0.1268



NOTE: This document is issued by MORLAB, the test report shall not be reproduced except in full without prior written permission of the company. The test results apply only to the particular sample(s) tested and to the specific tests carried out which is available on request for validation and information confirmed at our website.

MEASUREMENT 6

Type: Phone measurement (Complete)

Area scan resolution: dx=15mm,dy=15mm

Zoom scan resolution: dx=5mm, dy=5mm, dz=5mm

Date of measurement: 2018.06.30

Measurement duration: 20 minutes 54 seconds

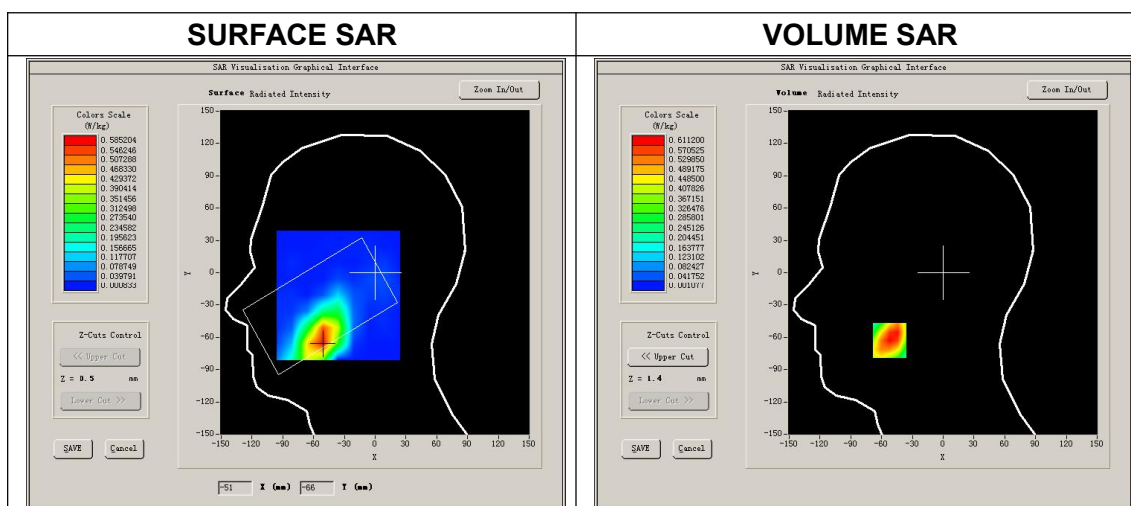
A. Experimental conditions.

<u>Phantom File</u>	<u>surf_sam_plan.txt</u>
<u>Phantom</u>	<u>Left head</u>
<u>Device Position</u>	<u>Cheek</u>
<u>Band</u>	<u>LTE band 41</u>
<u>Channels</u>	<u>Middle</u>
<u>Signal</u>	<u>LTE</u>

B. SAR Measurement Results

Middle Band SAR (Channel 40620):

Frequency (MHz)	2593.000000
Relative permittivity (real part)	39.031537
Conductivity (S/m)	1.965236
Power Drift (%)	0.920000
Ambient Temperature:	22.3°C
Liquid Temperature:	21.5°C
ConvF:	4.74
Crest factor:	1:1



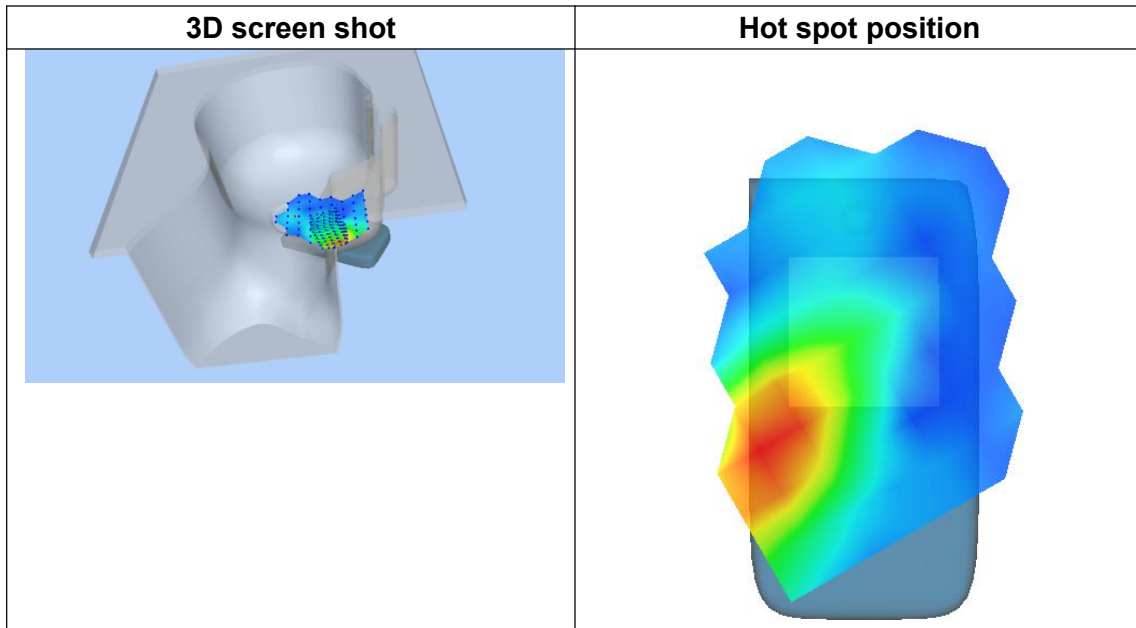
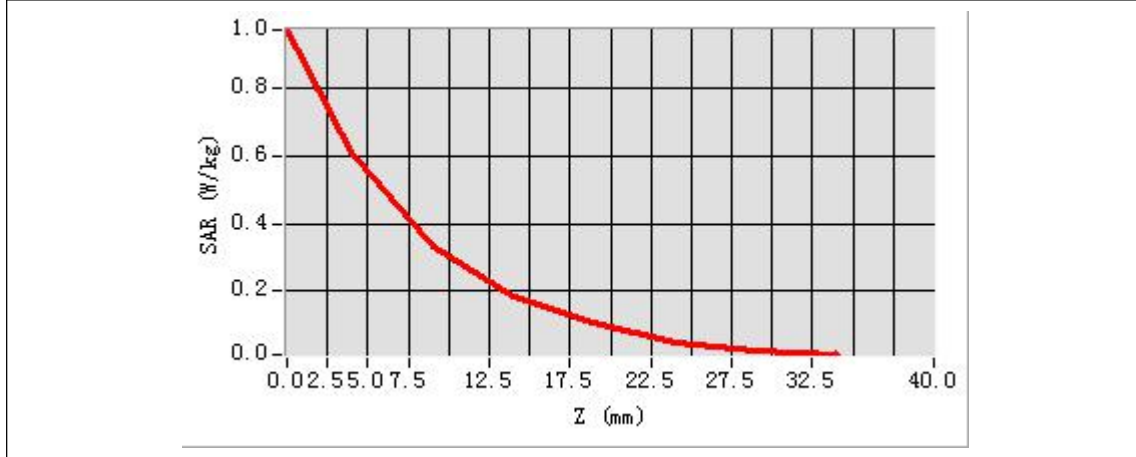
NOTE: This document is issued by MORLAB, the test report shall not be reproduced except in full without prior written permission of the company. The test results apply only to the particular sample(s) tested and to the specific tests carried out which is available on request for validation and information confirmed at our website.

Maximum location: X=-52.00, Y=-63.00

SAR Peak: 1.01 W/kg

SAR 10g (W/Kg)	0.356946
SAR 1g (W/Kg)	0.598208

Z (mm)	0.00	4.00	9.00	14.00	19.00	24.00	29.00
SAR (W/Kg)	0.9753	0.6112	0.3350	0.1828	0.1069	0.0487	0.0229



NOTE: This document is issued by MORLAB, the test report shall not be reproduced except in full without prior written permission of the company. The test results apply only to the particular sample(s) tested and to the specific tests carried out which is available on request for validation and information confirmed at our website.

MEASUREMENT 7

Type: Phone measurement (Complete)

Area scan resolution: dx=15mm,dy=15mm

Zoom scan resolution: dx=5mm, dy=5mm, dz=5mm

Date of measurement: 2018.07.10

Measurement duration: 20 minutes 43 seconds

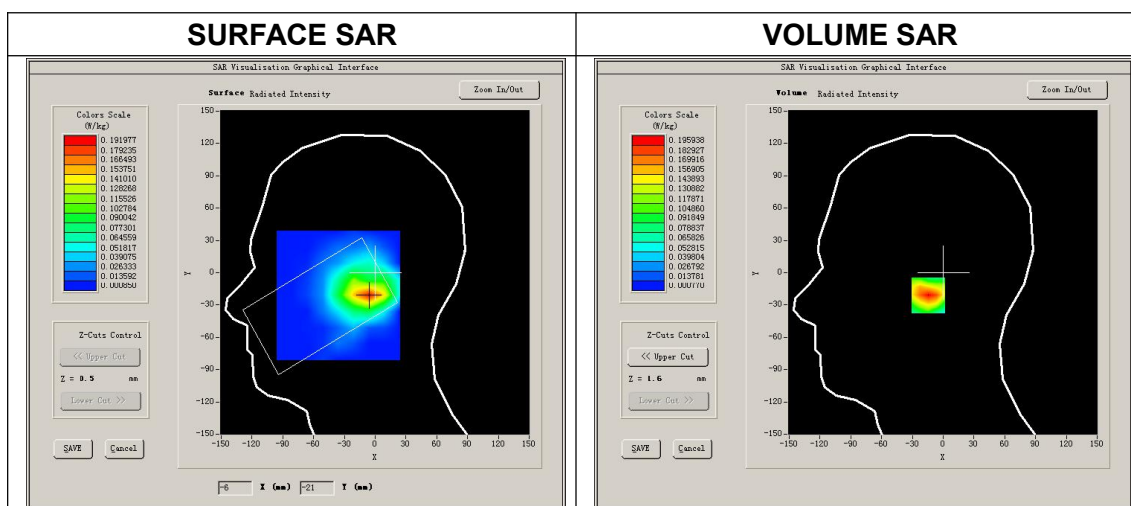
A. Experimental conditions.

Phantom File	surf_sam_plan.txt
Phantom	Right head
Device Position	Cheek
Band	IEEE 802.11b ISM
Channels	Middle
Signal	DSSS

B. SAR Measurement Results

Middle Band SAR (Channel 6):

Frequency (MHz)	2437.000000
Relative permittivity (real part)	39.310316
Conductivity (S/m)	1.831169
Power Drift (%)	0.980000
Ambient Temperature:	22.2°C
Liquid Temperature:	21.3°C
ConvF:	4.82
Crest factor:	1:1



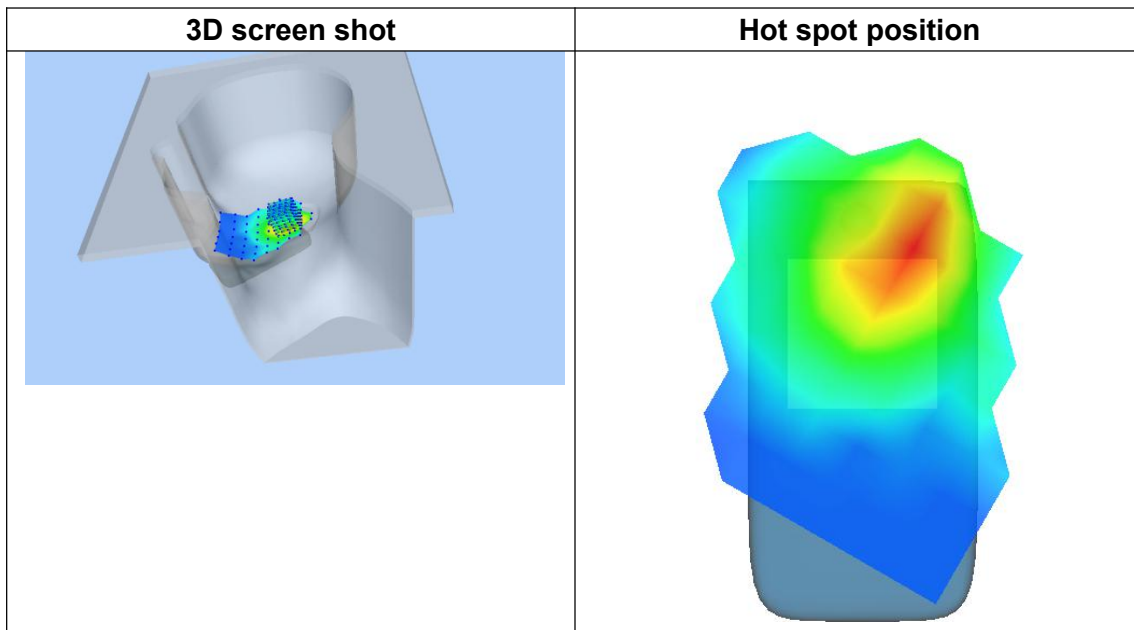
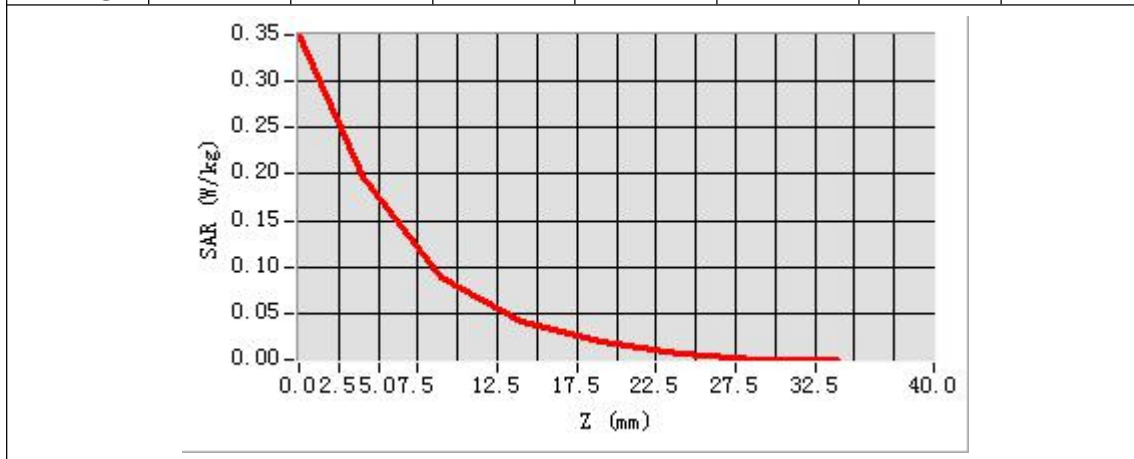
NOTE: This document is issued by MORLAB, the test report shall not be reproduced except in full without prior written permission of the company. The test results apply only to the particular sample(s) tested and to the specific tests carried out which is available on request for validation and information confirmed at our website.

Maximum location: X=-6.00, Y=-21.00

SAR Peak: 0.34 W/kg

SAR 10g (W/Kg)	0.088875
SAR 1g (W/Kg)	0.185907

Z (mm)	0.00	4.00	9.00	14.00	19.00	24.00	29.00
SAR (W/Kg)	0.3487	0.1959	0.0894	0.0421	0.0213	0.0075	0.0022



NOTE: This document is issued by MORLAB, the test report shall not be reproduced except in full without prior written permission of the company. The test results apply only to the particular sample(s) tested and to the specific tests carried out which is available on request for validation and information confirmed at our website.

MEASUREMENT 8

Type: Phone measurement (Complete)

Area scan resolution: dx=15mm,dy=15mm

Zoom scan resolution: dx=5mm, dy=5mm, dz=5mm

Date of measurement: 2018.07.02

Measurement duration: 16 minutes 5 seconds

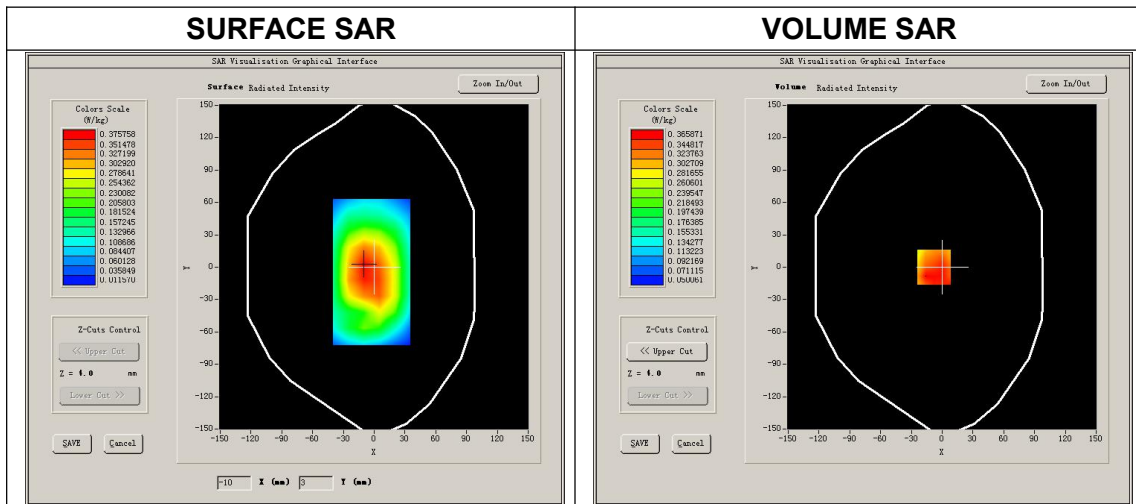
A. Experimental conditions.

<u>Phantom File</u>	surf_sam_plan.txt
<u>Phantom</u>	Flat
<u>Device Position</u>	Body
<u>Band</u>	BC0 US Cellular
<u>Channels</u>	Middle
<u>Signal</u>	Voice

B. SAR Measurement Results

Middle Band SAR (Channel 384):

Frequency (MHz)	836.520000
Relative permittivity (real part)	55.3851801
Conductivity (S/m)	0.969074
Power drift (%)	0.970000
Ambient Temperature:	22.7°C
Liquid Temperature:	21.8°C
ConvF:	6.37
Crest factor:	1:1



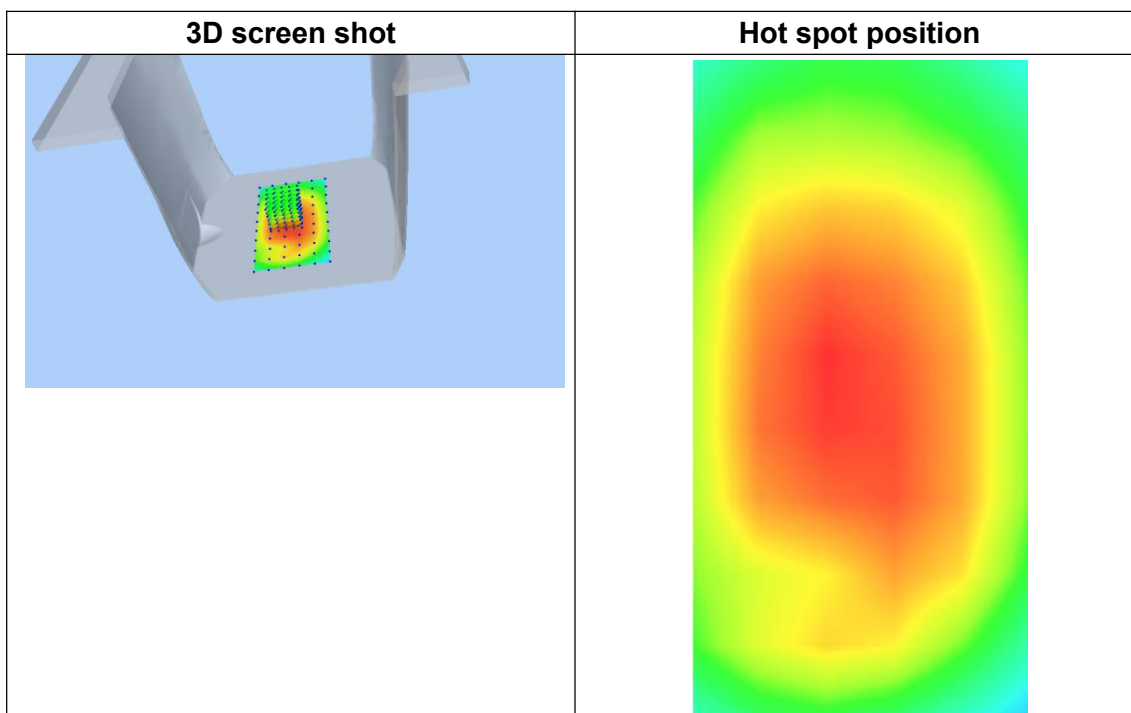
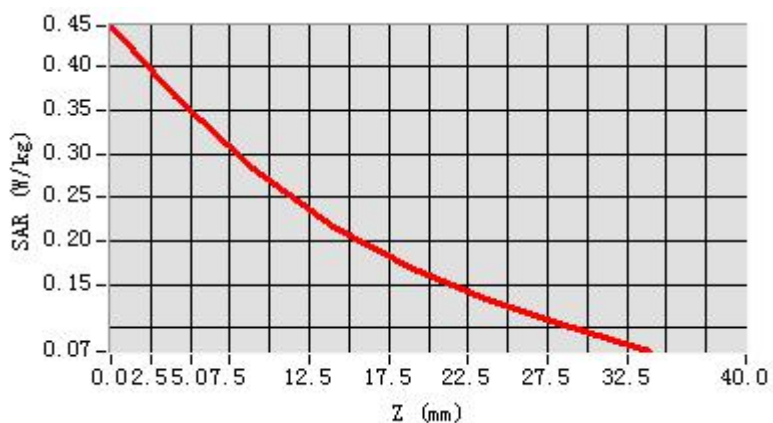
NOTE: This document is issued by MORLAB, the test report shall not be reproduced except in full without prior written permission of the company. The test results apply only to the particular sample(s) tested and to the specific tests carried out which is available on request for validation and information confirmed at our website.

Maximum location: X=-8.00, Y=0.00

SAR Peak: 0.47 W/kg

SAR 10g (W/Kg)	0.268450
SAR 1g (W/Kg)	0.354786

Z (mm)	0.00	4.00	9.00	14.00	19.00	24.00	29.00
SAR (W/Kg)	0.4470	0.3659	0.2830	0.2166	0.1687	0.1298	0.1005



NOTE: This document is issued by MORLAB, the test report shall not be reproduced except in full without prior written permission of the company. The test results apply only to the particular sample(s) tested and to the specific tests carried out which is available on request for validation and information confirmed at our website.

MORLAB

SHENZHEN MORLAB COMMUNICATIONS TECHNOLOGY Co., Ltd.
FL1-3, Building A, FeiYang Science Park, No.8 LongChang Road,
Block67, BaoAn District, ShenZhen , GuangDong Province, P. R. China

Tel: 86-755-36698555

Fax: 86-755-36698525

Http://www.morlab.cn

E-mail: service@morlab.cn

MEASUREMENT 9

Type: Phone measurement (Complete)

Area scan resolution: dx=15mm,dy=15mm

Zoom scan resolution: dx=5mm, dy=5mm, dz=5mm

Date of measurement: 2018.07.05

Measurement duration: 16 minutes 19 seconds

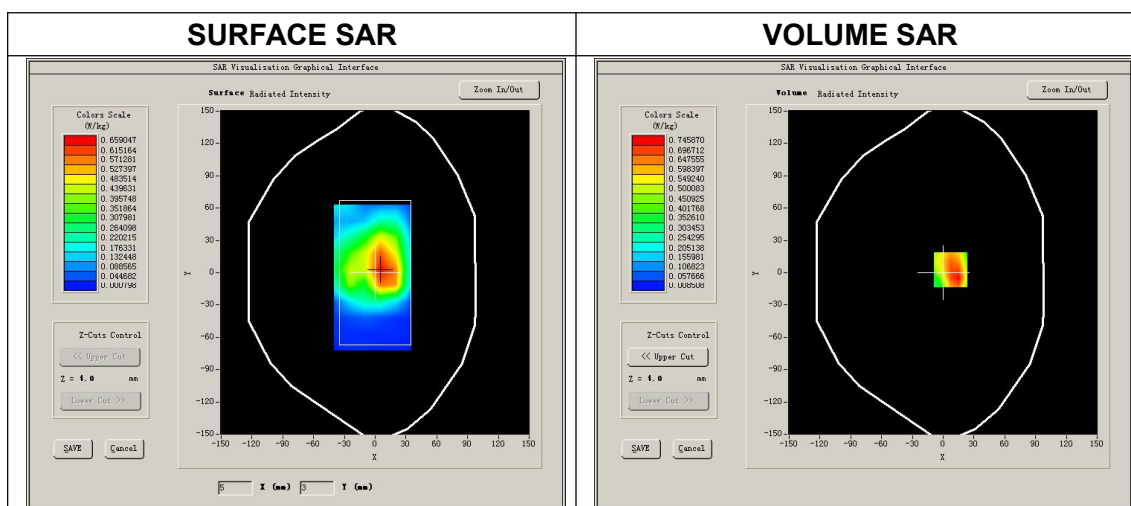
A. Experimental conditions.

Phantom File	<u>surf_sam_plan.txt</u>
Phantom	<u>Flat</u>
Device Position	<u>Body</u>
Band	<u>BC1_North_American_PCS</u>
Channels	<u>Middle</u>
Signal	<u>EVDO</u>

B. SAR Measurement Results

Middle Band SAR (Channel 600):

Frequency (MHz)	1800.000000
Relative permittivity (real part)	53.294148
Conductivity (S/m)	1.517075
Power drift (%)	0.520000
Ambient Temperature:	22.6°C
Liquid Temperature:	21.4°C
ConvF:	5.38
Crest factor:	1:1



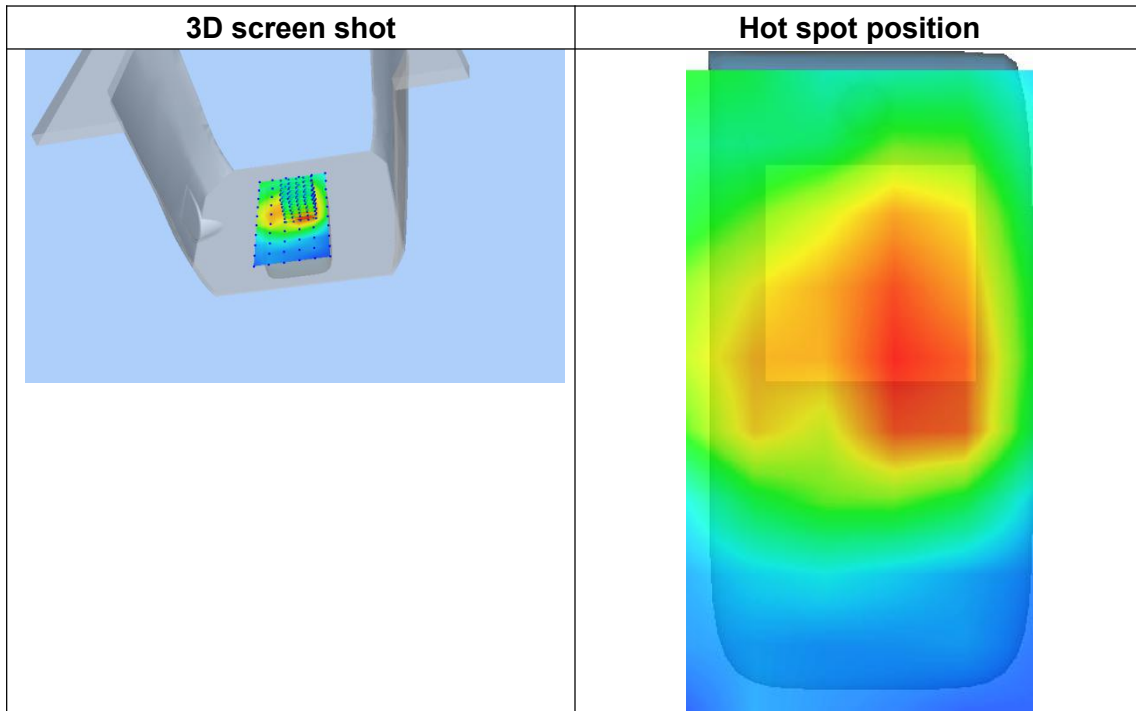
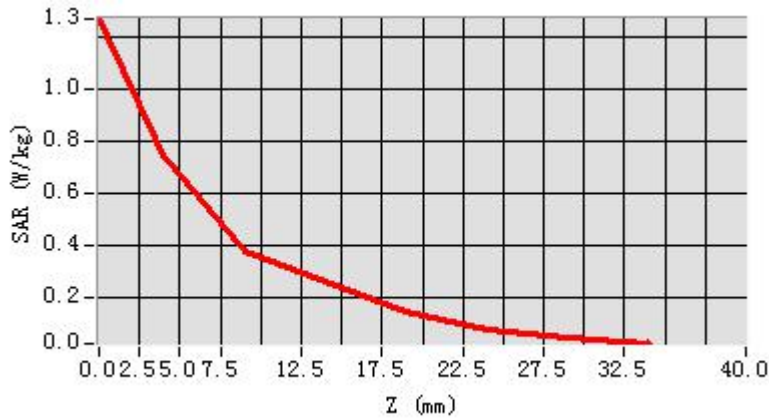
NOTE: This document is issued by MORLAB, the test report shall not be reproduced except in full without prior written permission of the company. The test results apply only to the particular sample(s) tested and to the specific tests carried out which is available on request for validation and information confirmed at our website.

Maximum location: X=7.00, Y=3.00

SAR Peak: 1.16 W/kg

SAR 10g (W/Kg)	0.402383
SAR 1g (W/Kg)	0.712238

Z (mm)	0.00	4.00	9.00	14.00	19.00	24.00	29.00
SAR (W/Kg)	1.2695	0.7459	0.3738	0.2658	0.1504	0.0770	0.0490



NOTE: This document is issued by MORLAB, the test report shall not be reproduced except in full without prior written permission of the company. The test results apply only to the particular sample(s) tested and to the specific tests carried out which is available on request for validation and information confirmed at our website.

MEASUREMENT 10

Type: Phone measurement (Complete)

Area scan resolution: dx=15mm,dy=15mm

Zoom scan resolution: dx=5mm, dy=5mm, dz=5mm

Date of measurement: 6/7/2011

Measurement duration: 16 minutes 22 seconds

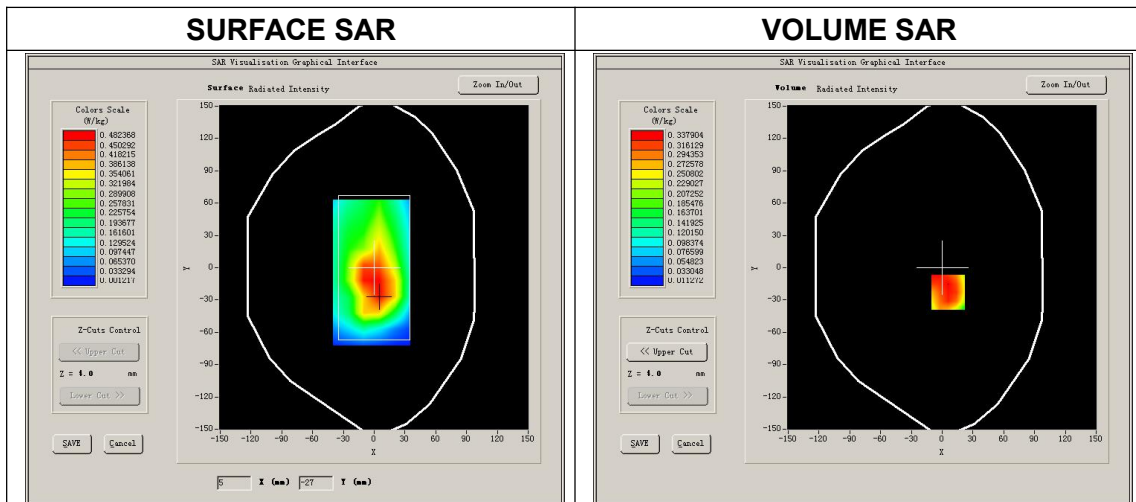
A. Experimental conditions.

<u>Phantom File</u>	<u>surf_sam_plan.txt</u>
<u>Phantom</u>	<u>Flat</u>
<u>Device Position</u>	<u>Body</u>
<u>Band</u>	<u>BC10_Secondary_800MHz</u>
<u>Channels</u>	<u>Middle</u>
<u>Signal</u>	<u>EVDO</u>

B. SAR Measurement Results

Middle Band SAR (Channel 580):

Frequency (MHz)	820.500000
Relative permittivity (real part)	55.3851604
Conductivity (S/m)	0.956178
Power drift (%)	0.970000
Ambient Temperature:	22.7°C
Liquid Temperature:	21.8°C
ConvF:	6.37
Crest factor:	1:1



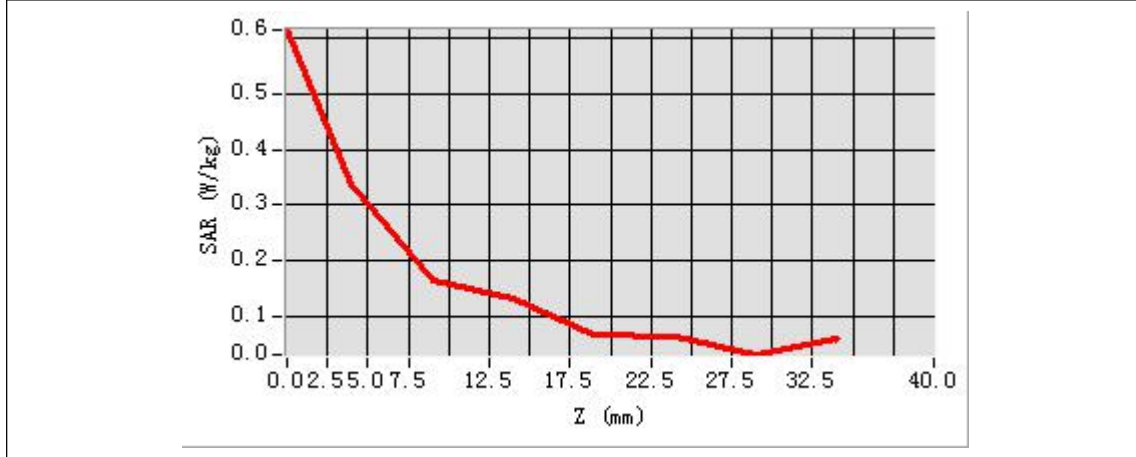
NOTE: This document is issued by MORLAB, the test report shall not be reproduced except in full without prior written permission of the company. The test results apply only to the particular sample(s) tested and to the specific tests carried out which is available on request for validation and information confirmed at our website.

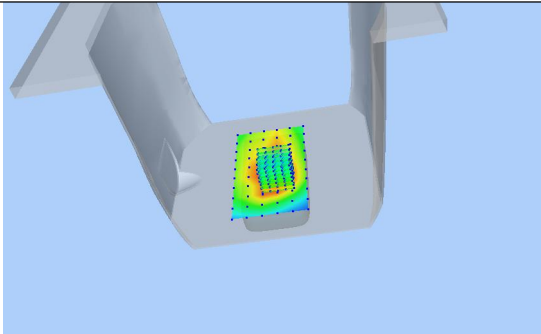
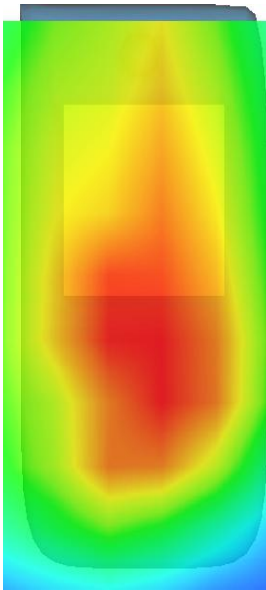
Maximum location: X=6.00, Y=-23.00

SAR Peak: 0.56 W/kg

SAR 10g (W/Kg)	0.211722
SAR 1g (W/Kg)	0.342364

Z (mm)	0.00	4.00	9.00	14.00	19.00	24.00	29.00
SAR (W/Kg)	0.6147	0.3379	0.1629	0.1316	0.0670	0.0621	0.0303



<p style="text-align: center;">3D screen shot</p> 	<p style="text-align: center;">Hot spot position</p> 
--	--

NOTE: This document is issued by MORLAB, the test report shall not be reproduced except in full without prior written permission of the company. The test results apply only to the particular sample(s) tested and to the specific tests carried out which is available on request for validation and information confirmed at our website.

MEASUREMENT 11

Type: Phone measurement (Complete)

Area scan resolution: dx=15mm,dy=15mm

Zoom scan resolution: dx=5mm, dy=5mm, dz=5mm

Date of measurement: 2018.07.05

Measurement duration: 16 minutes 7 seconds

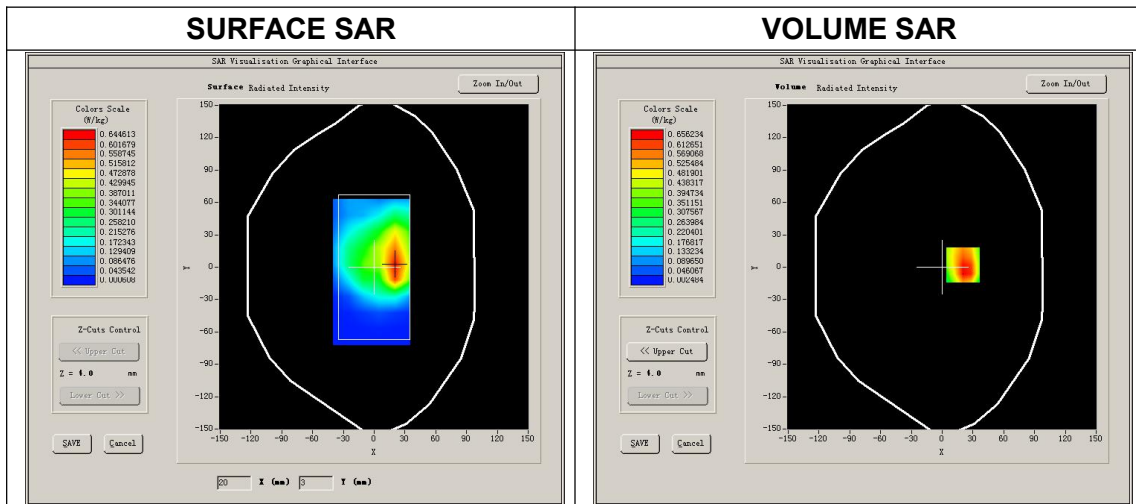
A. Experimental conditions.

<u>Phantom File</u>	<u>surf_sam_plan.txt</u>
<u>Phantom</u>	<u>Flat</u>
<u>Device Position</u>	<u>Body</u>
<u>Band</u>	<u>LTE band 25</u>
<u>Channels</u>	<u>Middle</u>
<u>Signal</u>	<u>LTE</u>

B. SAR Measurement Results

Middle Band SAR (Channel 26365):

Frequency (MHz)	1882.500000
Relative permittivity (real part)	40.095167
Conductivity (S/m)	1.365073
Power drift (%)	0.310000
Ambient Temperature:	22.3°C
Liquid Temperature:	21.5°C
ConvF:	5.21
Crest factor:	1:1



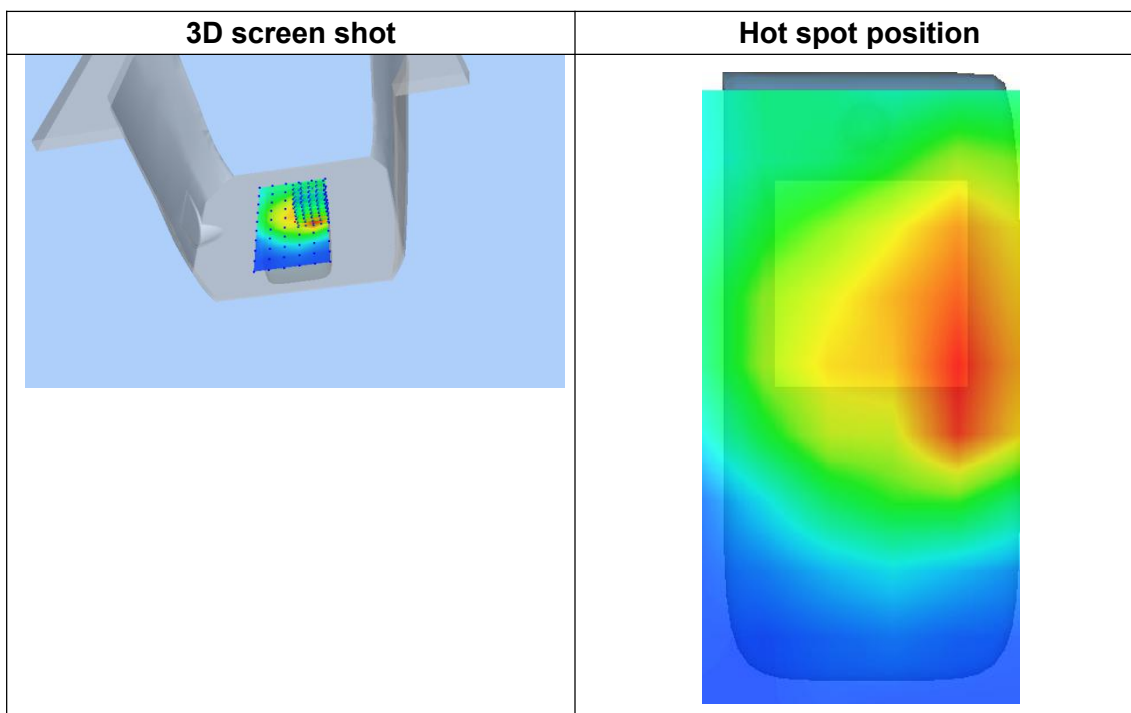
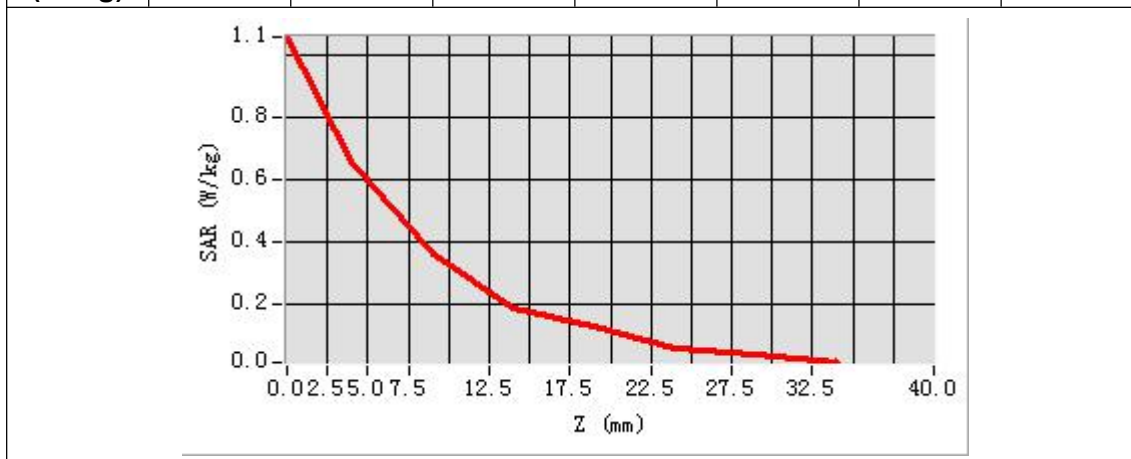
NOTE: This document is issued by MORLAB, the test report shall not be reproduced except in full without prior written permission of the company. The test results apply only to the particular sample(s) tested and to the specific tests carried out which is available on request for validation and information confirmed at our website.

Maximum location: X=20.00, Y=2.00

SAR Peak: 1.10 W/kg

SAR 10g (W/Kg)	0.349220
SAR 1g (W/Kg)	0.649117

Z (mm)	0.00	4.00	9.00	14.00	19.00	24.00	29.00
SAR (W/Kg)	1.0586	0.6562	0.3596	0.1853	0.1296	0.0545	0.0364



NOTE: This document is issued by MORLAB, the test report shall not be reproduced except in full without prior written permission of the company. The test results apply only to the particular sample(s) tested and to the specific tests carried out which is available on request for validation and information confirmed at our website.

MEASUREMENT 12

Type: Phone measurement (Complete)

Area scan resolution: dx=15mm,dy=15mm

Zoom scan resolution: dx=5mm, dy=5mm, dz=5mm

Date of measurement: 2018.07.02

Measurement duration: 16 minutes 2 seconds

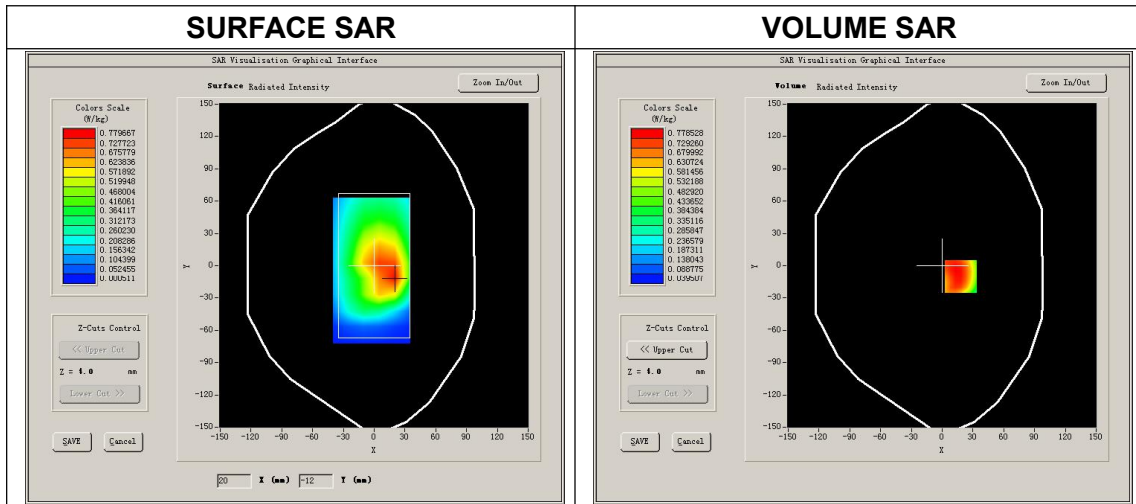
A. Experimental conditions.

<u>Phantom File</u>	<u>surf_sam_plan.txt</u>
<u>Phantom</u>	<u>Flat</u>
<u>Device Position</u>	<u>Body</u>
<u>Band</u>	<u>LTE band 26</u>
<u>Channels</u>	<u>Middle</u>
<u>Signal</u>	<u>LTE</u>

B. SAR Measurement Results

Middle Band SAR (Channel 26865):

Frequency (MHz)	831.500000
Relative permittivity (real part)	55.3850803
Conductivity (S/m)	0.967076
Power drift (%)	0.970000
Ambient Temperature:	22.7°C
Liquid Temperature:	21.8°C
ConvF:	6.37
Crest factor:	1:1



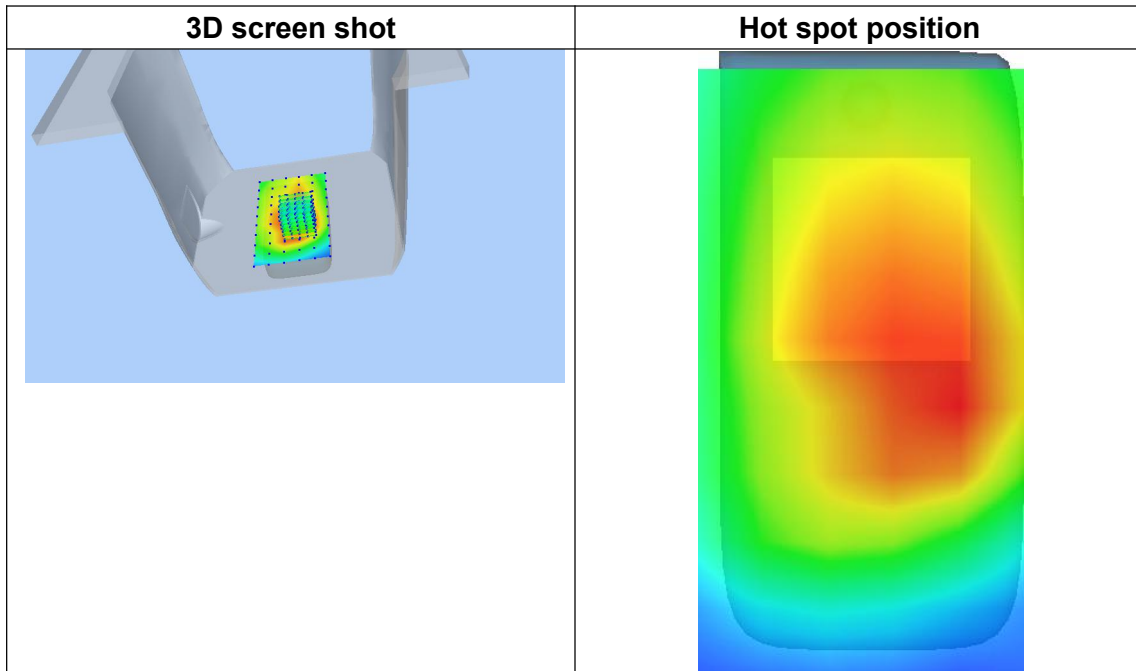
NOTE: This document is issued by MORLAB, the test report shall not be reproduced except in full without prior written permission of the company. The test results apply only to the particular sample(s) tested and to the specific tests carried out which is available on request for validation and information confirmed at our website.

Maximum location: X=18.00, Y=-10.00

SAR Peak: 1.04 W/kg

SAR 10g (W/Kg)	0.515861
SAR 1g (W/Kg)	0.746861

Z (mm)	0.00	4.00	9.00	14.00	19.00	24.00	29.00
SAR (W/Kg)	1.1720	0.7785	0.4833	0.4049	0.2346	0.1969	0.1087



NOTE: This document is issued by MORLAB, the test report shall not be reproduced except in full without prior written permission of the company. The test results apply only to the particular sample(s) tested and to the specific tests carried out which is available on request for validation and information confirmed at our website.

MEASUREMENT 13

Type: Phone measurement (Complete)

Area scan resolution: dx=15mm,dy=15mm

Zoom scan resolution: dx=5mm, dy=5mm, dz=5mm

Date of measurement: 2018.07.05

Measurement duration: 20 minutes 11 seconds

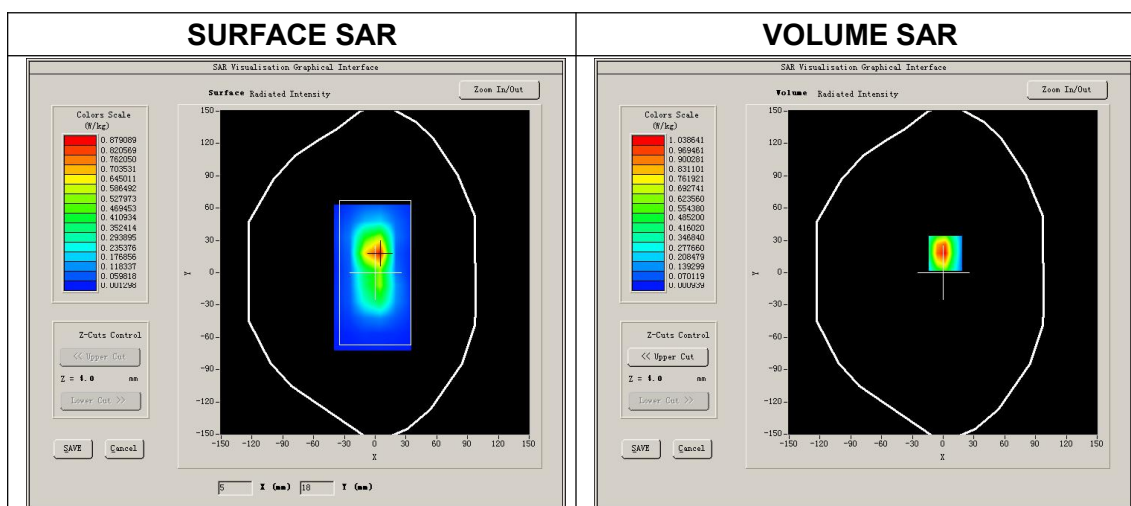
A. Experimental conditions.

<u>Phantom File</u>	<u>surf_sam_plan.txt</u>
<u>Phantom</u>	<u>Flat</u>
<u>Device Position</u>	<u>Body</u>
<u>Band</u>	<u>LTE band 41</u>
<u>Channels</u>	<u>Low</u>
<u>Signal</u>	<u>LTE</u>

B. SAR Measurement Results

Lower Band SAR (Channel 40185):

Frequency (MHz)	2549.500000
Relative permittivity (real part)	52.381564
Conductivity (S/m)	2.100253
Power Drift (%)	1.380000
Ambient Temperature:	22.6°C
Liquid Temperature:	21.4°C
ConvF:	4.93
Crest factor:	1:1



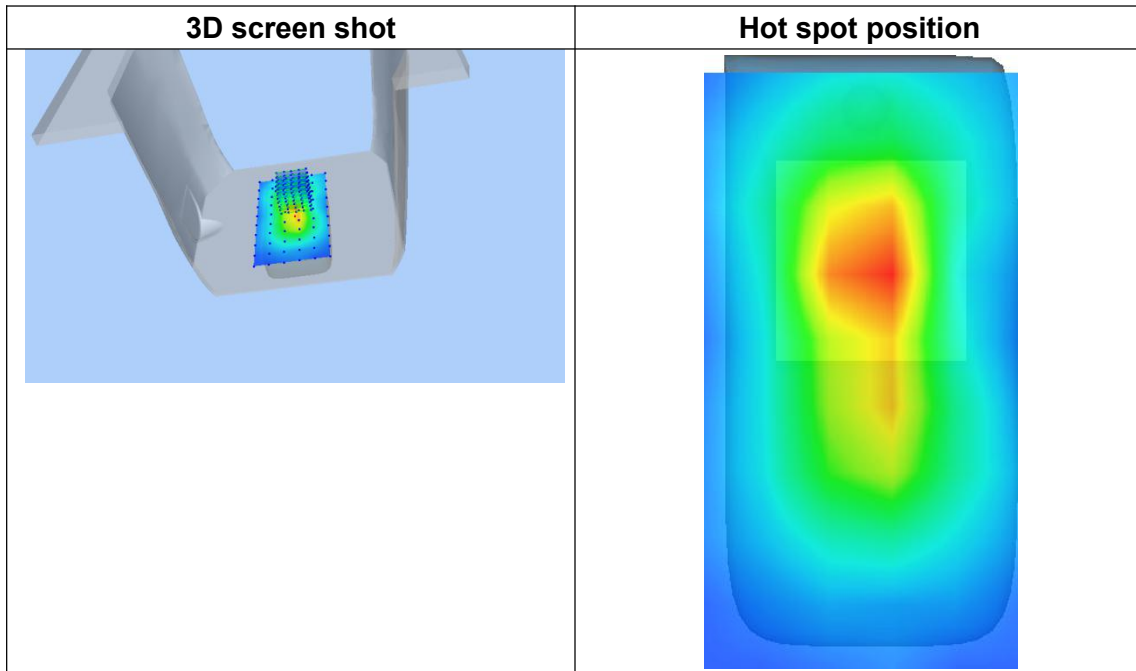
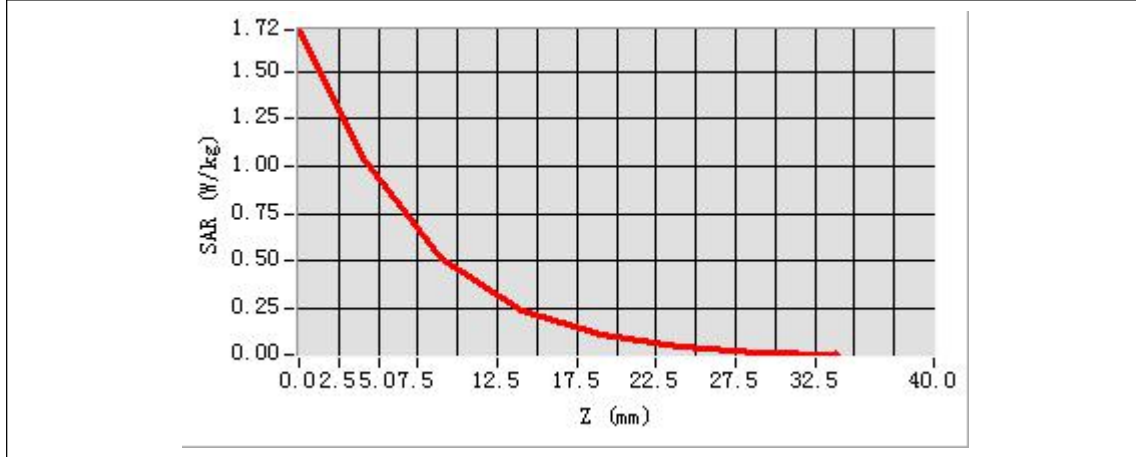
NOTE: This document is issued by MORLAB, the test report shall not be reproduced except in full without prior written permission of the company. The test results apply only to the particular sample(s) tested and to the specific tests carried out which is available on request for validation and information confirmed at our website.

Maximum location: X=2.00, Y=18.00

SAR Peak: 1.82 W/kg

SAR 10g (W/Kg)	0.439984
SAR 1g (W/Kg)	1.001298

Z (mm)	0.00	4.00	9.00	14.00	19.00	24.00	29.00
SAR (W/Kg)	1.7193	1.0386	0.5166	0.2406	0.1080	0.0470	0.0174



NOTE: This document is issued by MORLAB, the test report shall not be reproduced except in full without prior written permission of the company. The test results apply only to the particular sample(s) tested and to the specific tests carried out which is available on request for validation and information confirmed at our website.

MEASUREMENT 14

Type: Phone measurement (Complete)

Area scan resolution: dx=15mm,dy=15mm

Zoom scan resolution: dx=5mm, dy=5mm, dz=5mm

Date of measurement: 2018.07.02

Measurement duration: 20 minutes 8 seconds

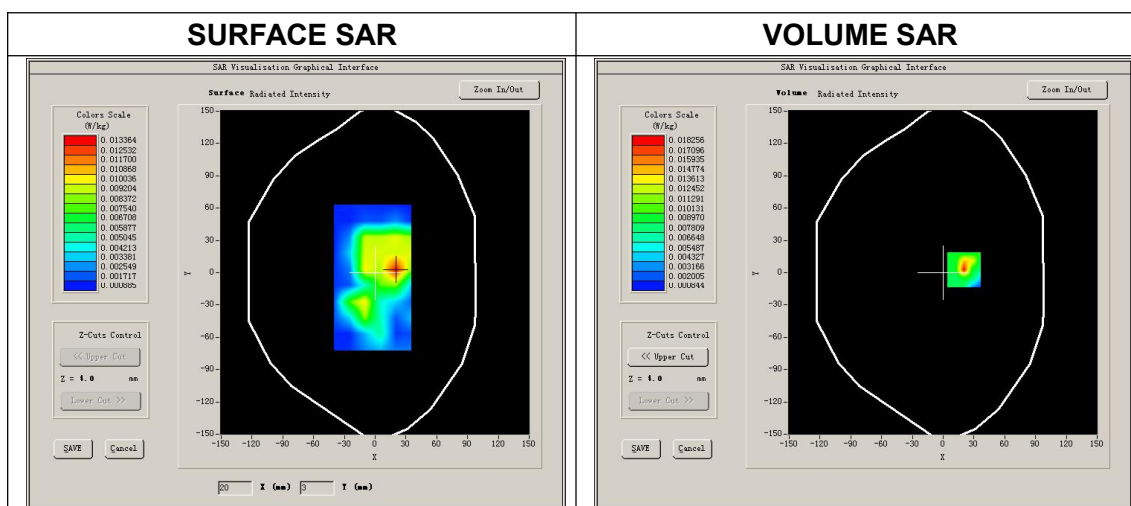
A. Experimental conditions.

Phantom File	surf_sam_plan.txt
Phantom	Flat
Device Position	Body
Band	IEEE 802.11b ISM
Channels	Middle
Signal	DSSS

B. SAR Measurement Results

Middle Band SAR (Channel 6):

Frequency (MHz)	2437.000000
Relative permittivity (real part)	52.891243
Conductivity (S/m)	1.954147
Power Drift (%)	1.080000
Ambient Temperature:	22.4°C
Liquid Temperature:	21.5°C
ConvF:	4.93
Crest factor:	1:1



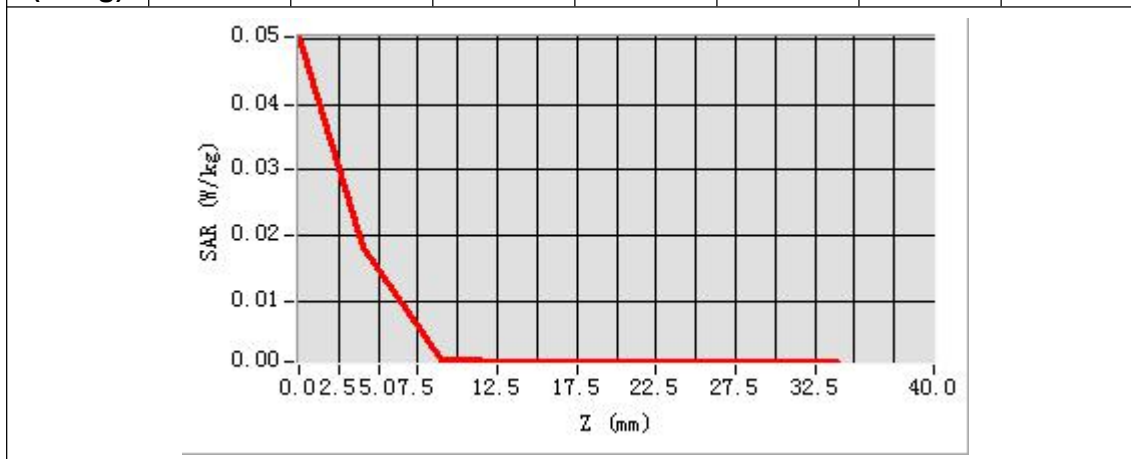
NOTE: This document is issued by MORLAB, the test report shall not be reproduced except in full without prior written permission of the company. The test results apply only to the particular sample(s) tested and to the specific tests carried out which is available on request for validation and information confirmed at our website.

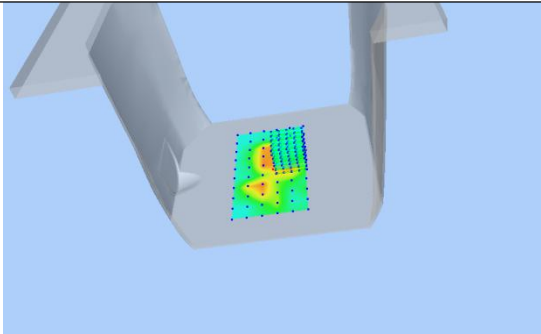
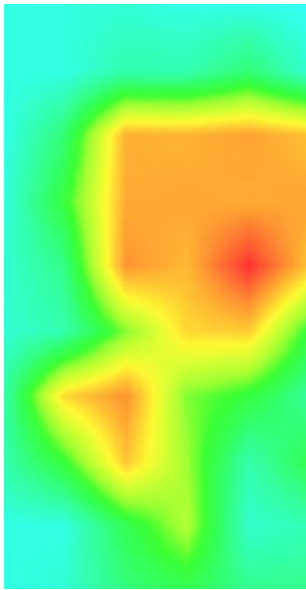
Maximum location: X=20.00, Y=3.00

SAR Peak: 0.045 W/kg

SAR 10g (W/Kg)	0.015167
SAR 1g (W/Kg)	0.030269

Z (mm)	0.00	4.00	9.00	14.00	19.00	24.00	29.00
SAR (W/Kg)	0.0502	0.0183	0.0012	0.0010	0.0010	0.0010	0.0010



<p>3D screen shot</p> 	<p>Hot spot position</p> 
--	--

NOTE: This document is issued by MORLAB, the test report shall not be reproduced except in full without prior written permission of the company. The test results apply only to the particular sample(s) tested and to the specific tests carried out which is available on request for validation and information confirmed at our website.