

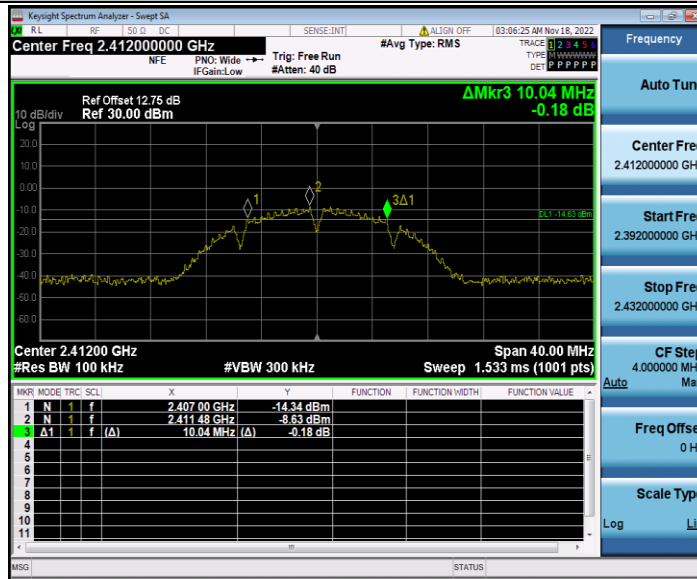
Appendix A: DTS Bandwidth

Test Result

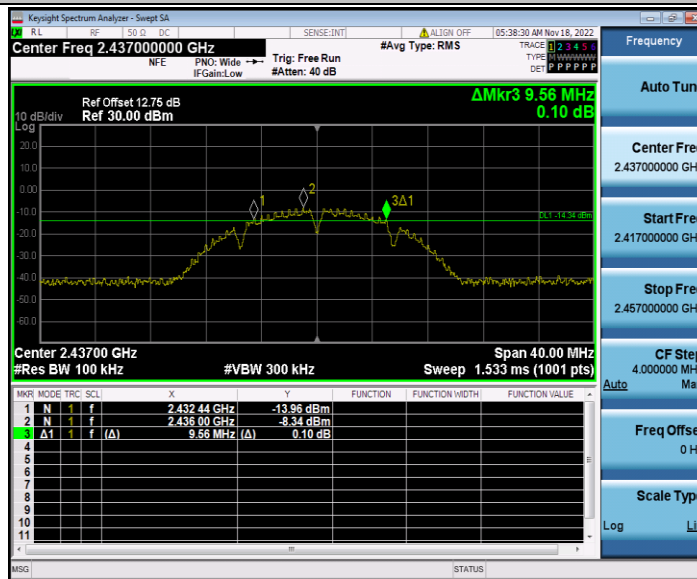
TestMode	Antenna	Frequency[MHz]	DTS BW [MHz]	FL[MHz]	FH[MHz]	Limit[MHz]	Verdict
11B	Ant1	2412	10.040	2407.000	2417.040	0.5	PASS
		2437	9.560	2432.440	2442.000	0.5	PASS
		2462	9.560	2457.000	2466.560	0.5	PASS
11G	Ant1	2412	16.440	2403.800	2420.240	0.5	PASS
		2437	16.440	2428.800	2445.240	0.5	PASS
		2462	16.400	2453.800	2470.200	0.5	PASS
11N20SISO	Ant1	2412	17.760	2403.160	2420.920	0.5	PASS
		2437	17.600	2428.160	2445.760	0.5	PASS
		2462	17.680	2453.080	2470.760	0.5	PASS
11N40SISO	Ant1	2422	36.400	2403.760	2440.160	0.5	PASS
		2437	36.320	2418.760	2455.080	0.5	PASS
		2452	36.320	2433.760	2470.080	0.5	PASS

Test Graphs

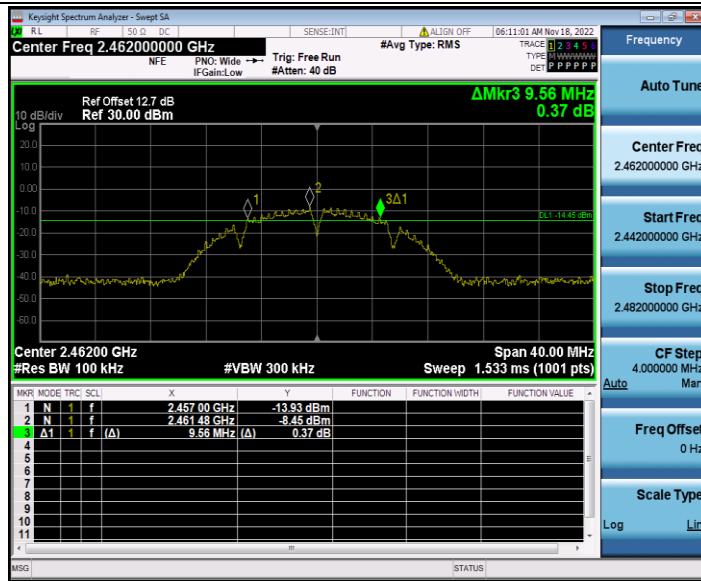
11B_Ant1_2412



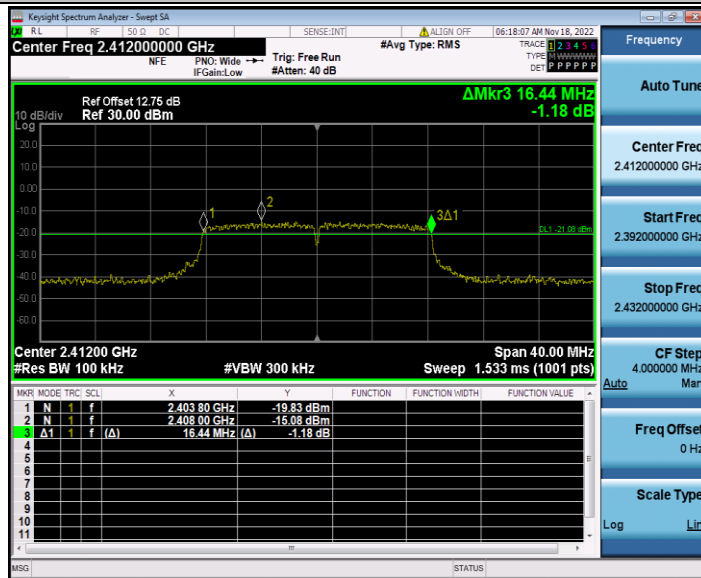
11B_Ant1_2437



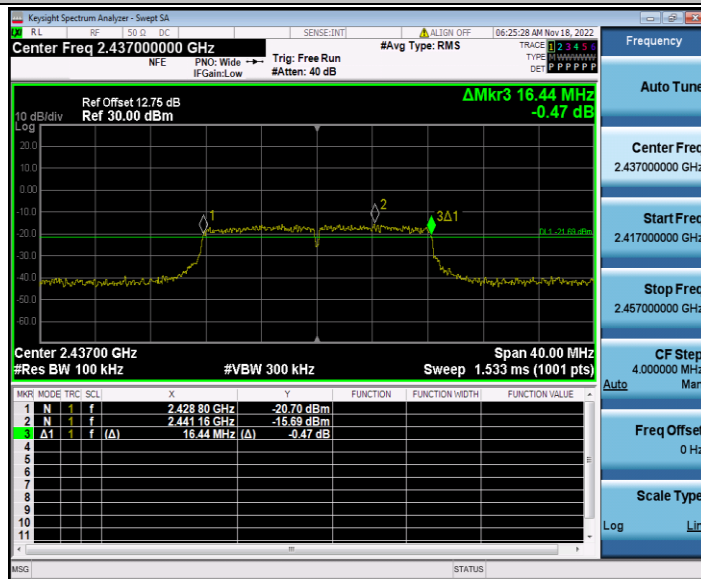
11B_Ant1_2462



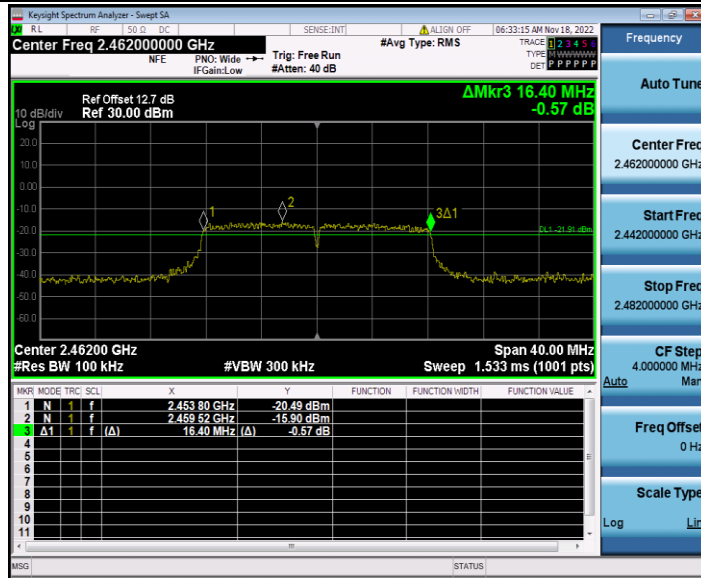
11G_Ant1_2412



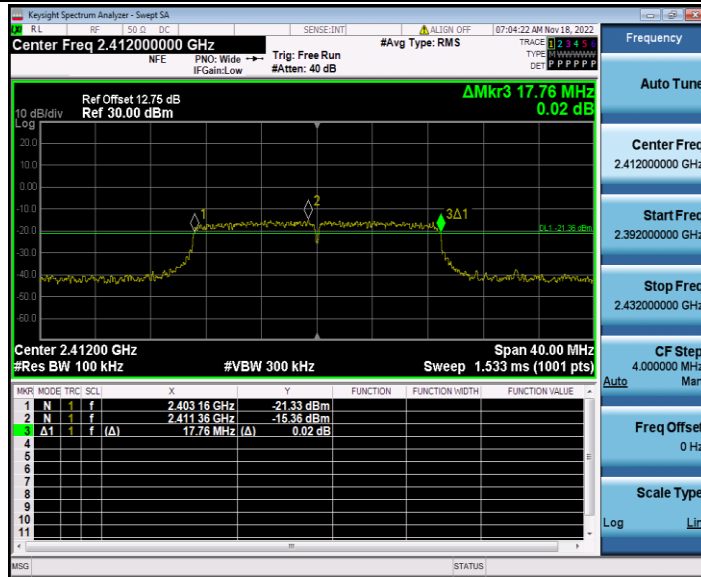
11G_Ant1_2437



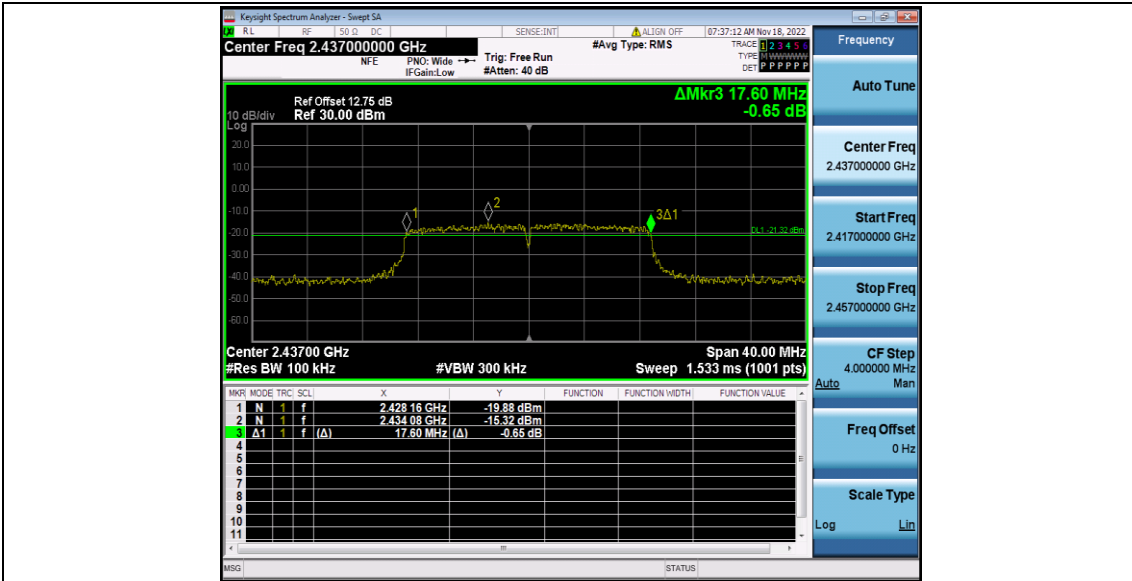
11G_Ant1_2462



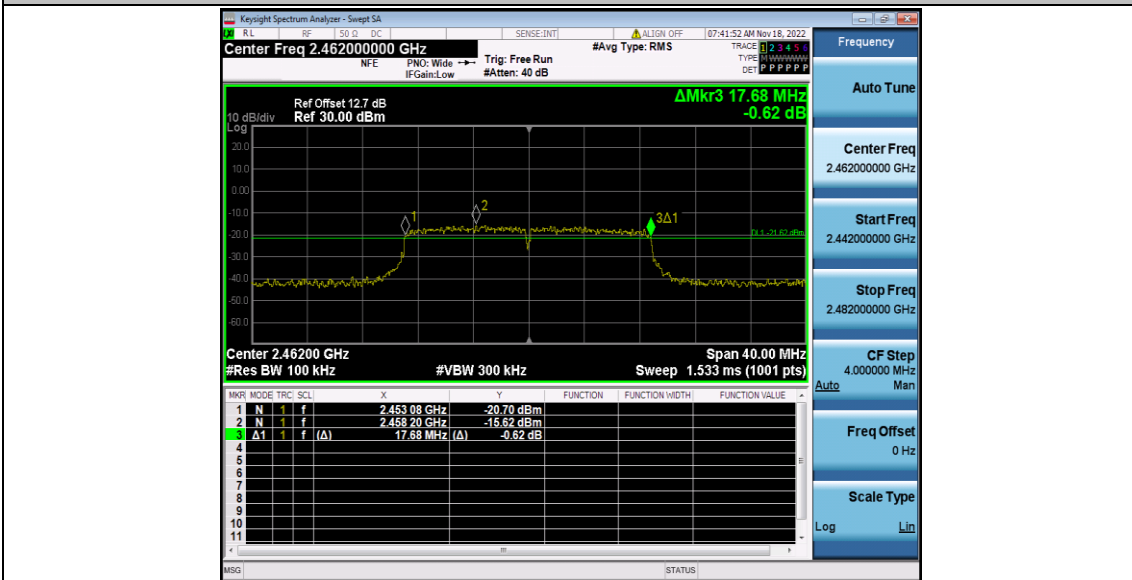
11N20SISO_Ant1_2412



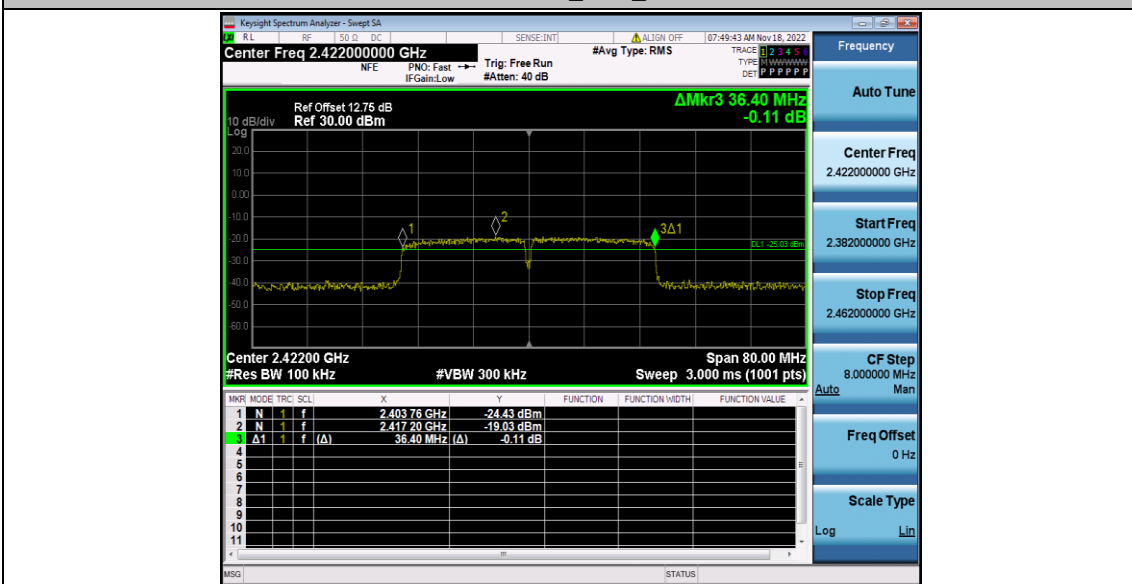
11N20SISO_Ant1_2437



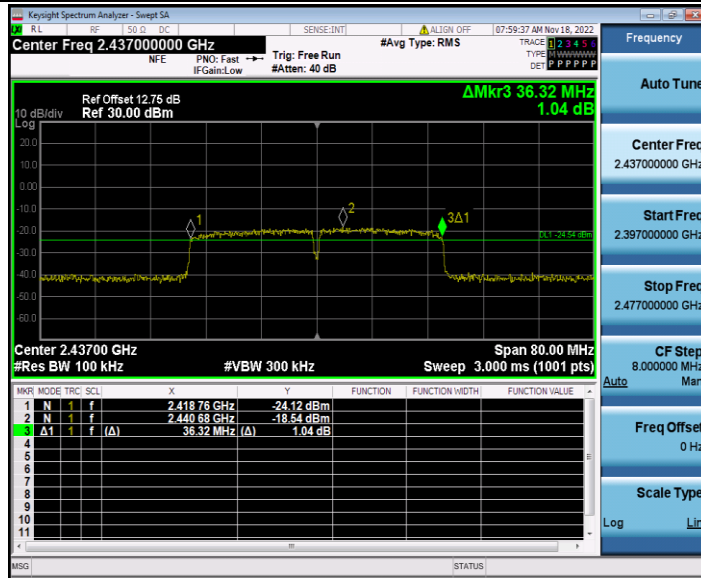
11N20SISO_Ant1_2462



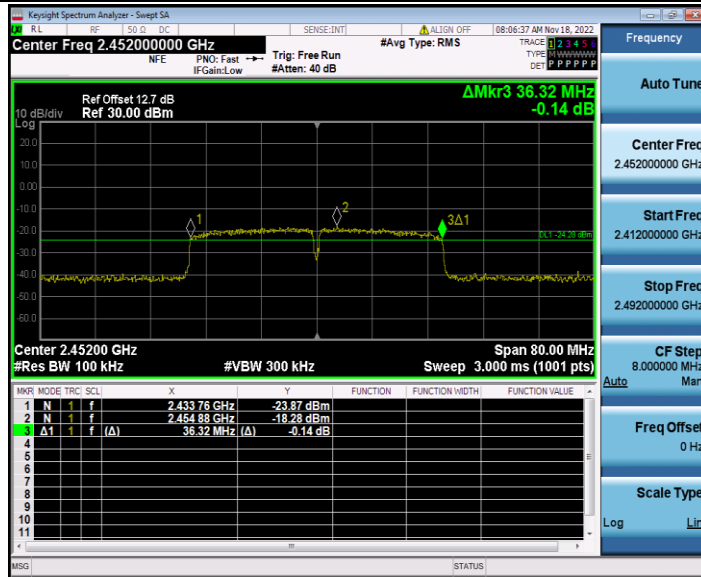
11N40SISO_Ant1_2422



11N40SISO_Ant1_2437



11N40SISO_Ant1_2452



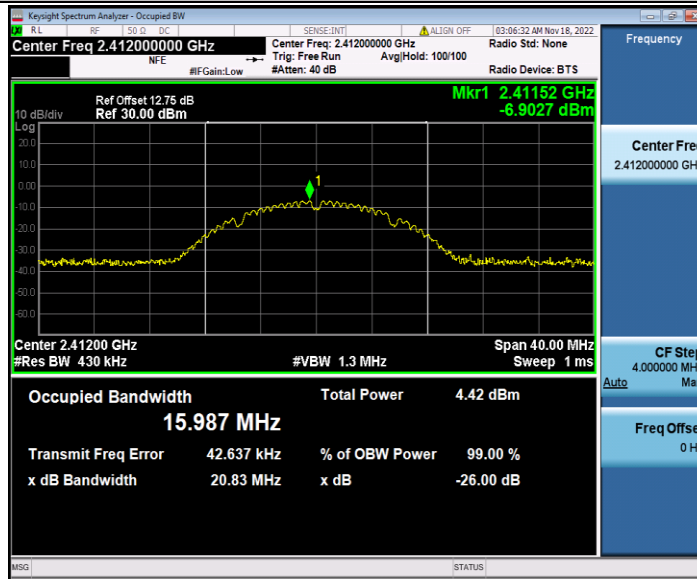
Appendix B: Occupied Channel Bandwidth

Test Result

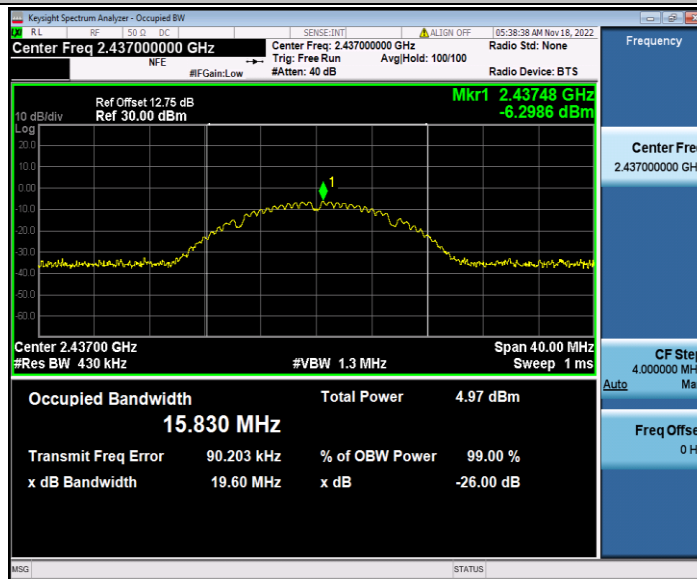
TestMode	Antenna	Channel Frequency[MHz]	OCB [MHz]	FL[MHz]	FH[MHz]
11B	Ant1	2412	15.987	2404.0491	2420.0361
		2437	15.830	2429.1752	2445.0052
		2462	15.922	2454.0080	2469.9300
11G	Ant1	2412	17.297	2403.2597	2420.5567
		2437	17.482	2428.1756	2445.6576
		2462	17.458	2453.1330	2470.5910
11N20SISO	Ant1	2412	18.263	2402.8601	2421.1231
		2437	18.329	2427.8010	2446.1300
		2462	18.329	2452.7009	2471.0299
11N40SISO	Ant1	2422	36.949	2403.5087	2440.4577
		2437	36.868	2418.5527	2455.4207
		2452	36.686	2433.6143	2470.3003

Test Graphs

11B_Ant1_2412



11B_Ant1_2437



11B_Ant1_2462



11G_Ant1_2412



11G_Ant1_2437



11G_Ant1_2462



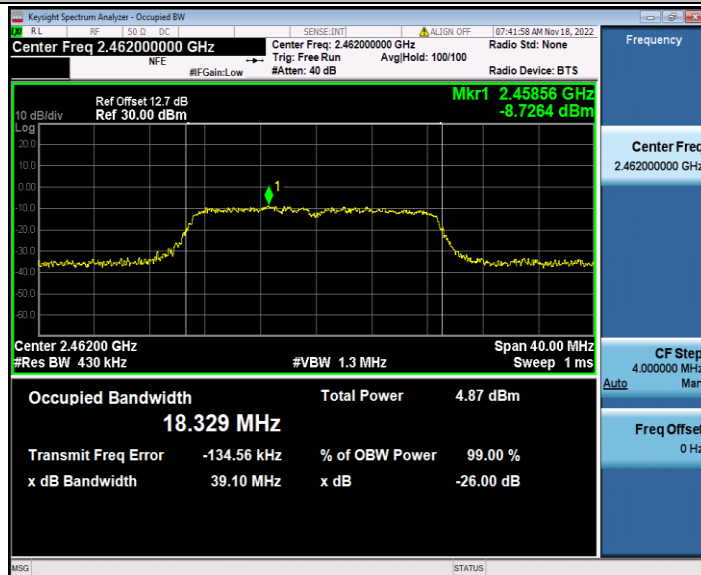
11N20SISO_Ant1_2412



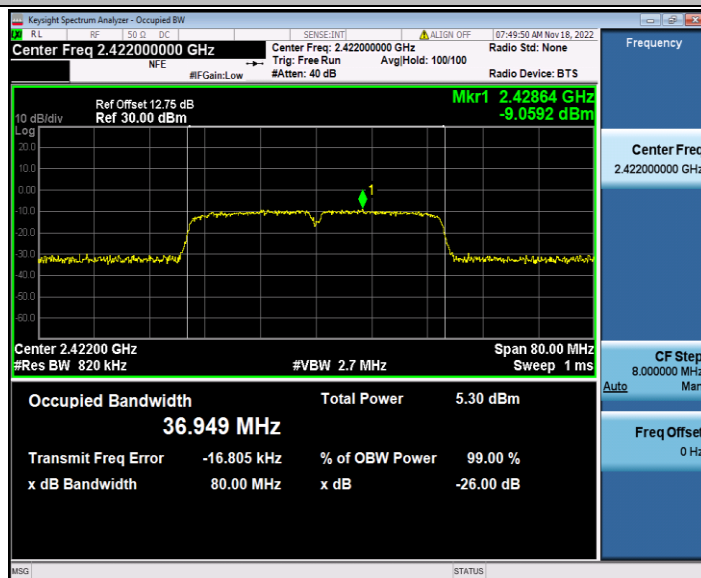
11N20SISO_Ant1_2437



11N20SISO_Ant1_2462



11N40SISO_Ant1_2422



11N40SISO_Ant1_2437



11N40SISO_Ant1_2452



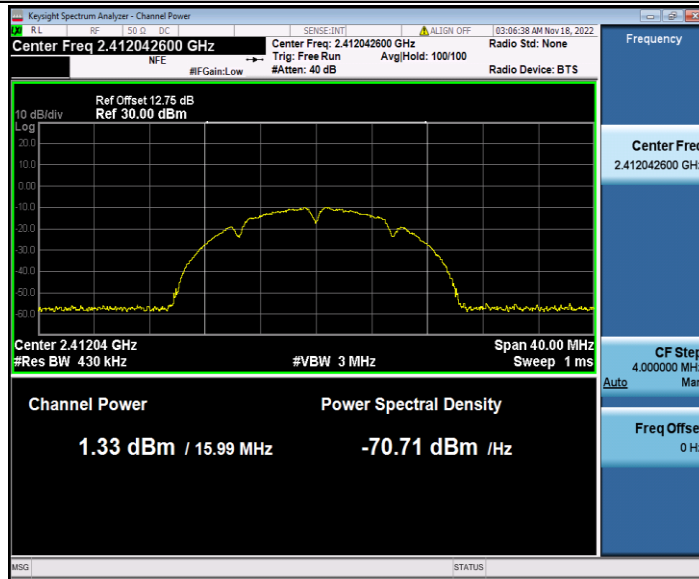
Appendix C: Maximum conducted output power

Test Result Peak

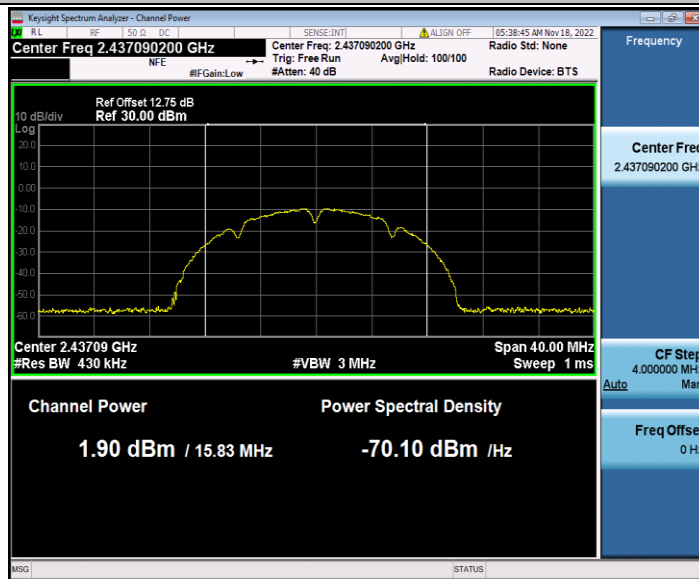
TestMode	Antenna	Frequency[MHz]	Peak Power[dBm]	Conducted Limit[dBm]	EIRP [dBm]	EIRP Limit[dBm]	Verdict
11B	Ant1	2412	1.33	≤30.00	3.57	≤36.00	PASS
		2437	1.90	≤30.00	4.14	≤36.00	PASS
		2462	1.58	≤30.00	3.82	≤36.00	PASS
11G	Ant1	2412	-0.73	≤30.00	1.51	≤36.00	PASS
		2437	-1.33	≤30.00	0.91	≤36.00	PASS
		2462	-1.81	≤30.00	0.43	≤36.00	PASS
11N20SIS O	Ant1	2412	-0.55	≤30.00	1.69	≤36.00	PASS
		2437	-1.24	≤30.00	1.00	≤36.00	PASS
		2462	-1.25	≤30.00	0.99	≤36.00	PASS
11N40SIS O	Ant1	2422	-1.65	≤30.00	0.59	≤36.00	PASS
		2437	-1.34	≤30.00	0.90	≤36.00	PASS
		2452	-1.16	≤30.00	1.08	≤36.00	PASS

Test Graphs Peak

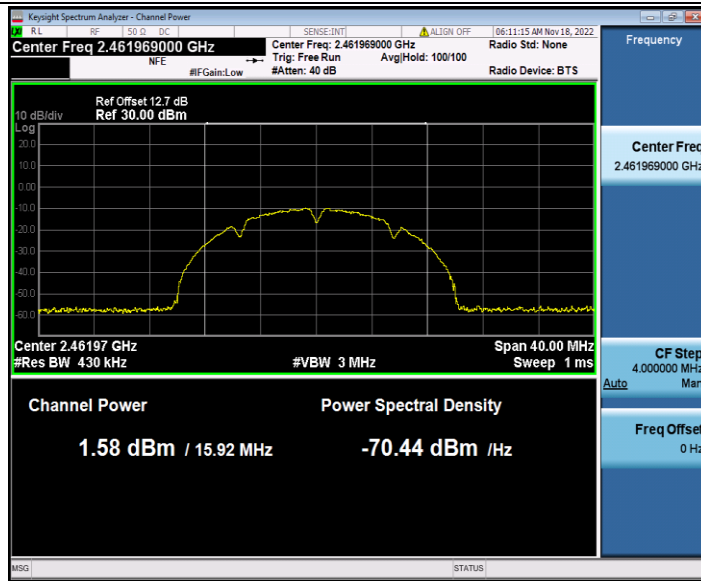
11B_Ant1_2412



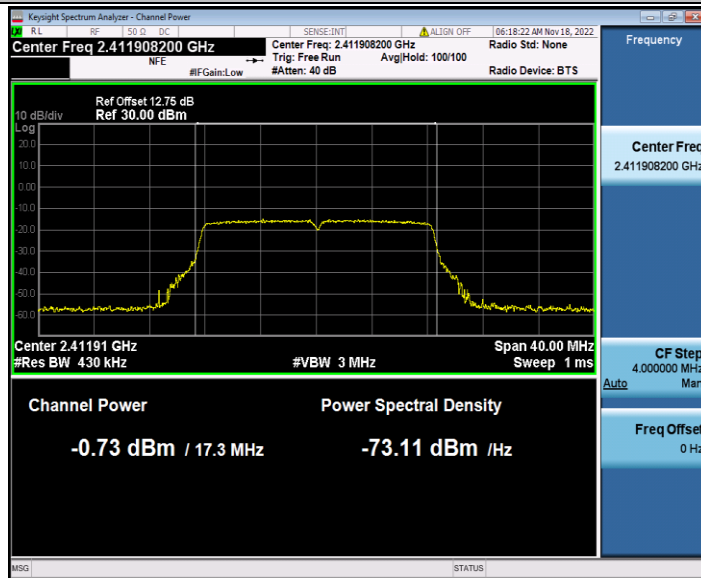
11B_Ant1_2437



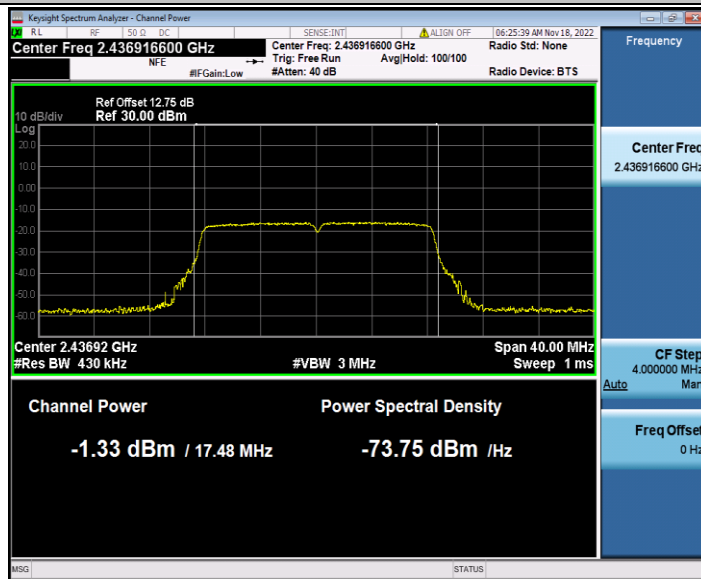
11B_Ant1_2462



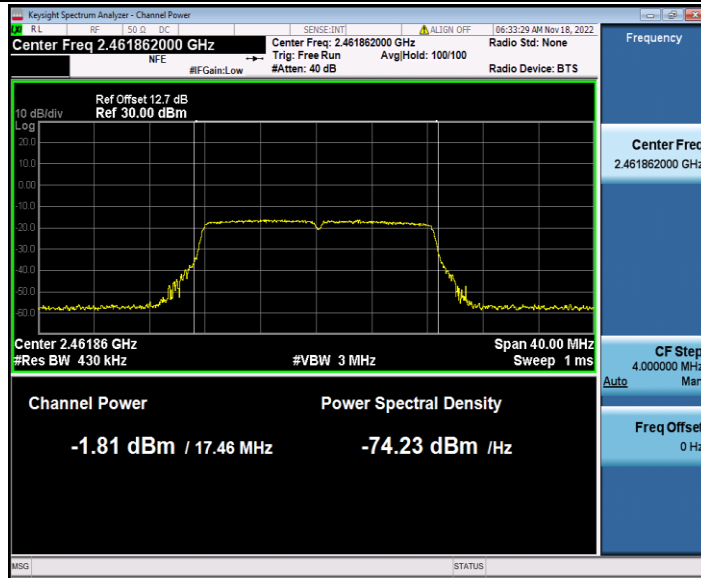
11G_Ant1_2412



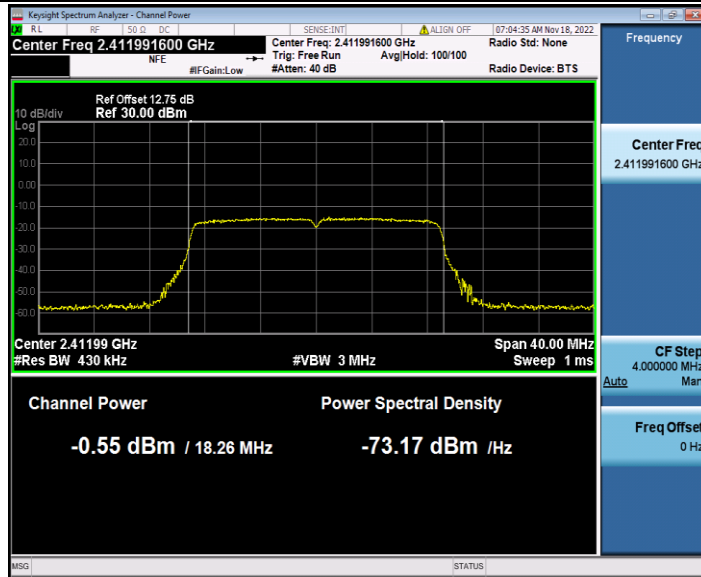
11G_Ant1_2437



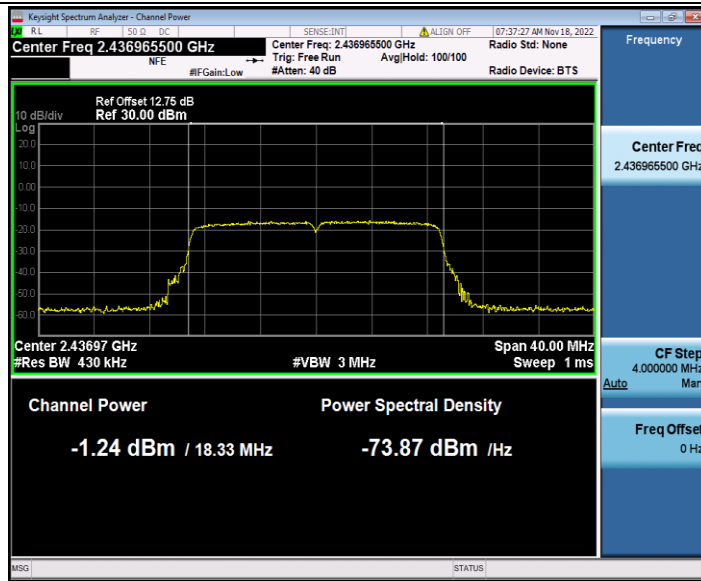
11G_Ant1_2462



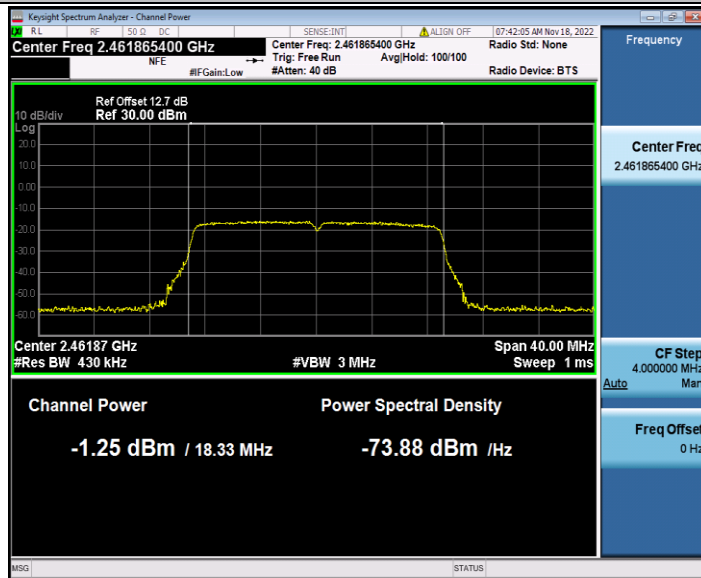
11N20SISO_Ant1_2412



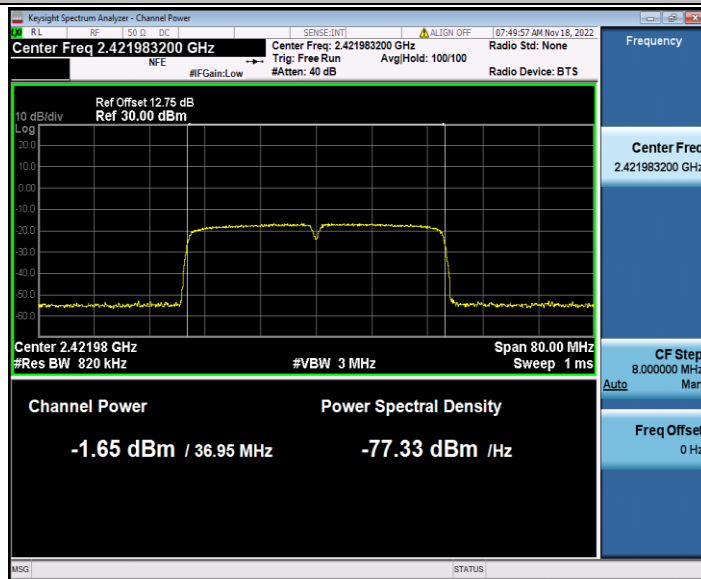
11N20SISO_Ant1_2437



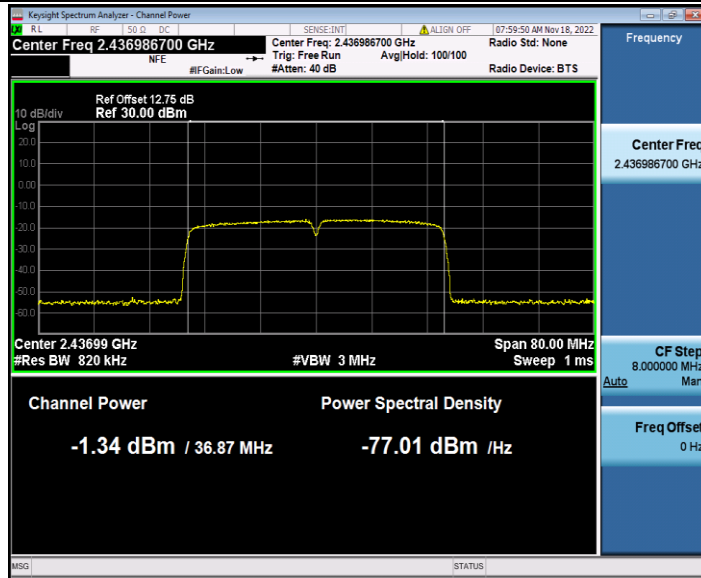
11N20SISO_Ant1_2462



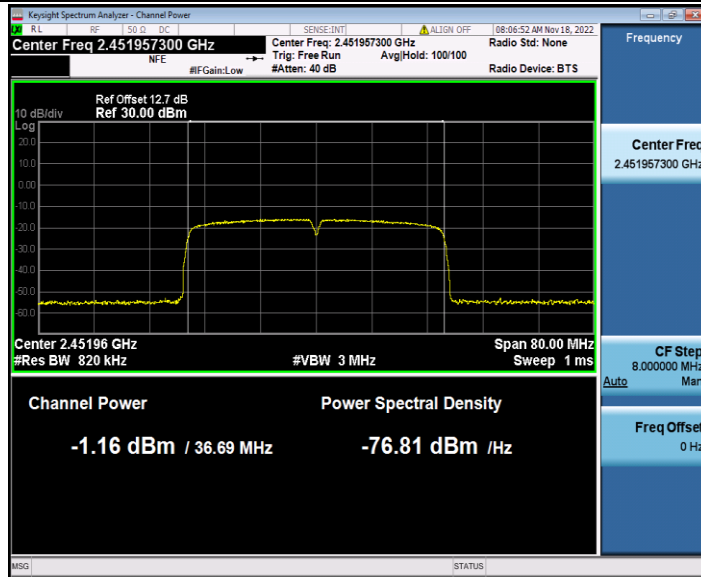
11N40SISO_Ant1_2422



11N40SISO_Ant1_2437



11N40SISO_Ant1_2452



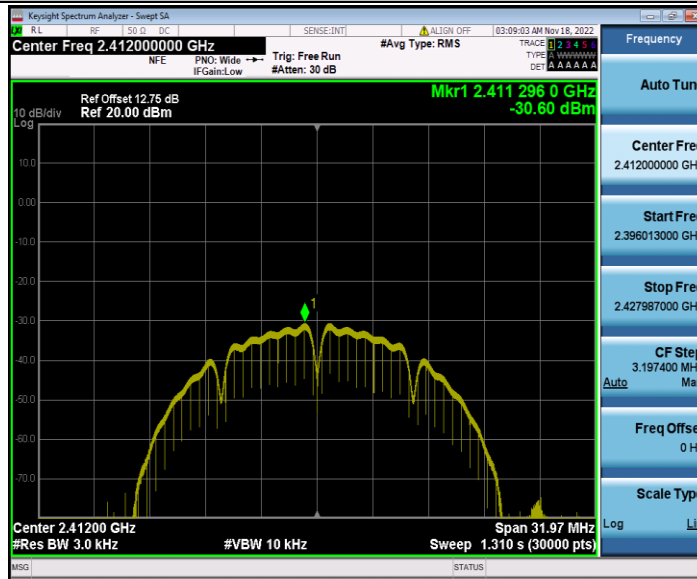
Appendix D: Maximum power spectral density

Test Result

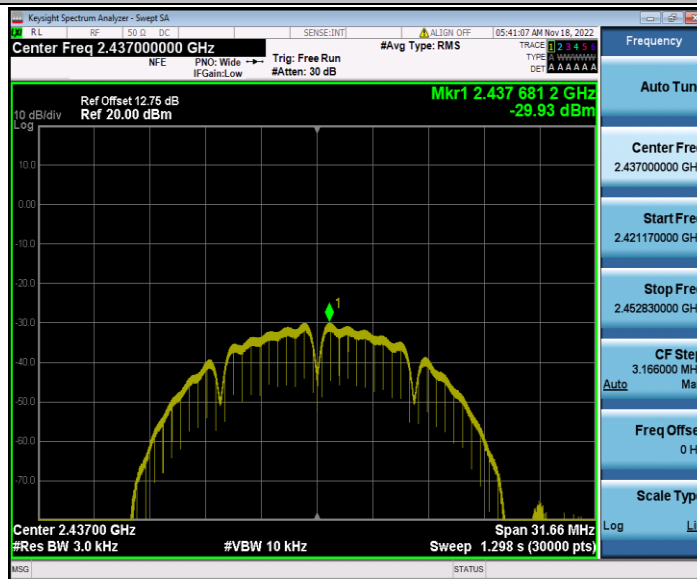
TestMode	Antenna	Frequency[MHz]	Result[dBm/3-100kHz]	Limit[dBm/3kHz]	Verdict
11B	Ant1	2412	-30.6	≤8.00	PASS
		2437	-29.93	≤8.00	PASS
		2462	-30.27	≤8.00	PASS
11G	Ant1	2412	-33.12	≤8.00	PASS
		2437	-33.92	≤8.00	PASS
		2462	-34.37	≤8.00	PASS
11N20SISO	Ant1	2412	-33.49	≤8.00	PASS
		2437	-34.15	≤8.00	PASS
		2462	-33.92	≤8.00	PASS
11N40SISO	Ant1	2422	-36.78	≤8.00	PASS
		2437	-36.33	≤8.00	PASS
		2452	-36.04	≤8.00	PASS

Test Graphs

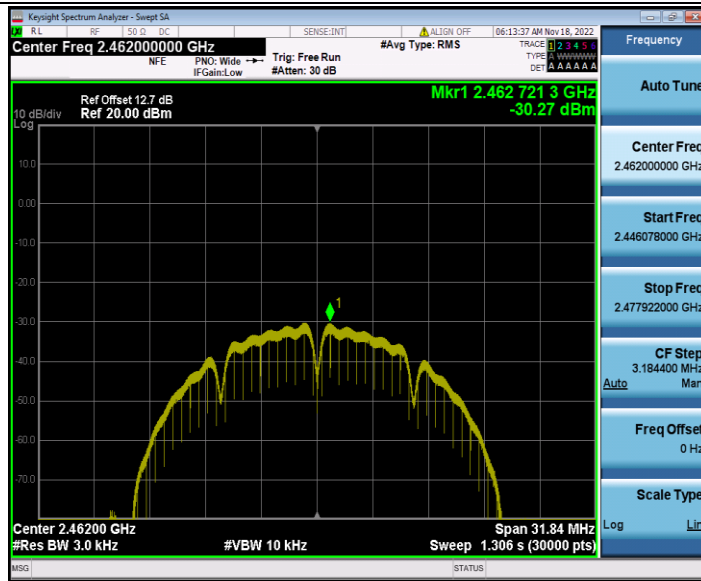
11B_Ant1_2412



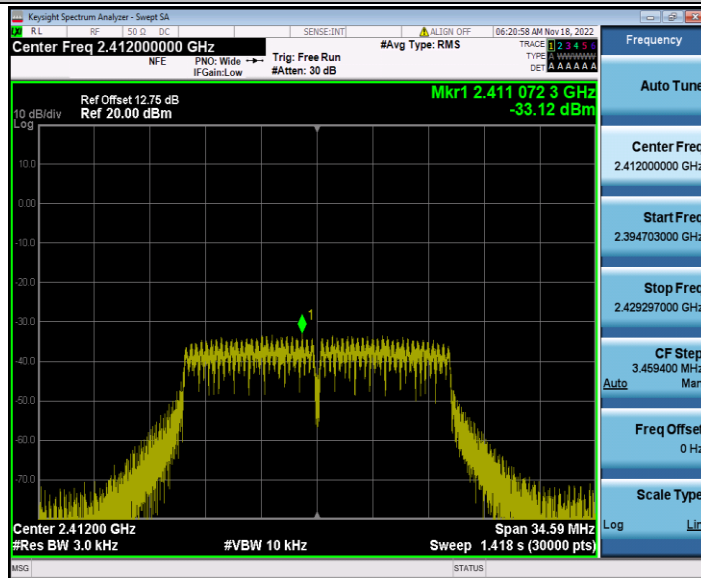
11B_Ant1_2437



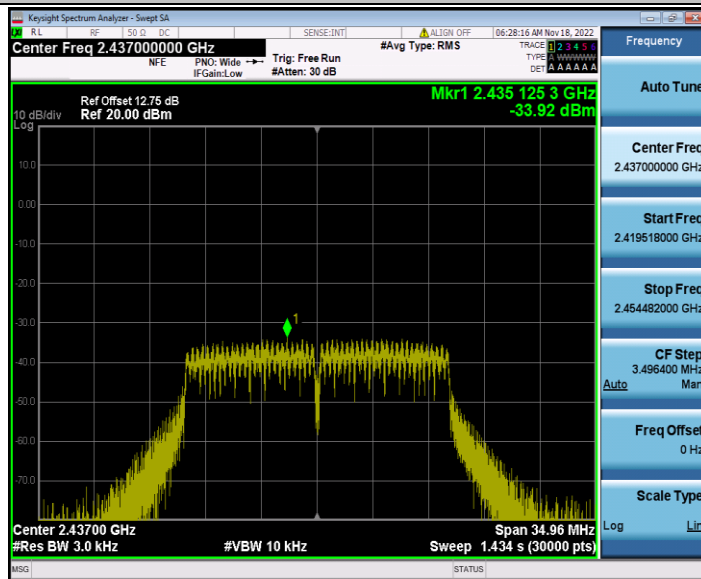
11B_Ant1_2462



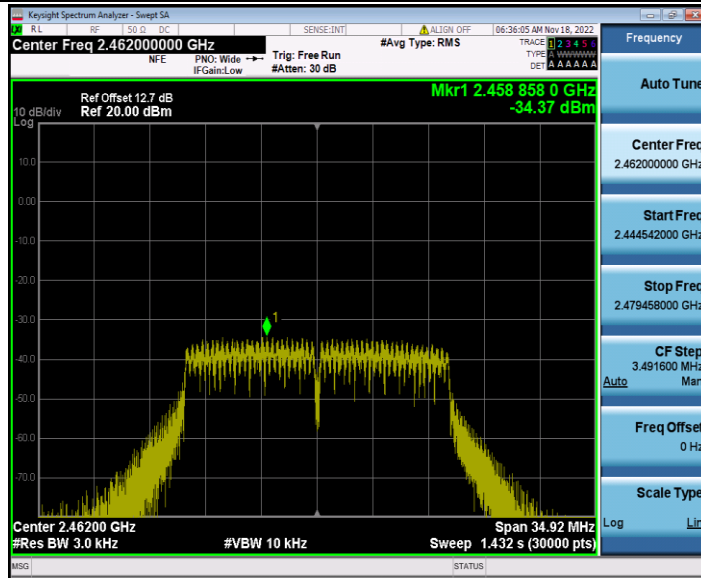
11G_Ant1_2412



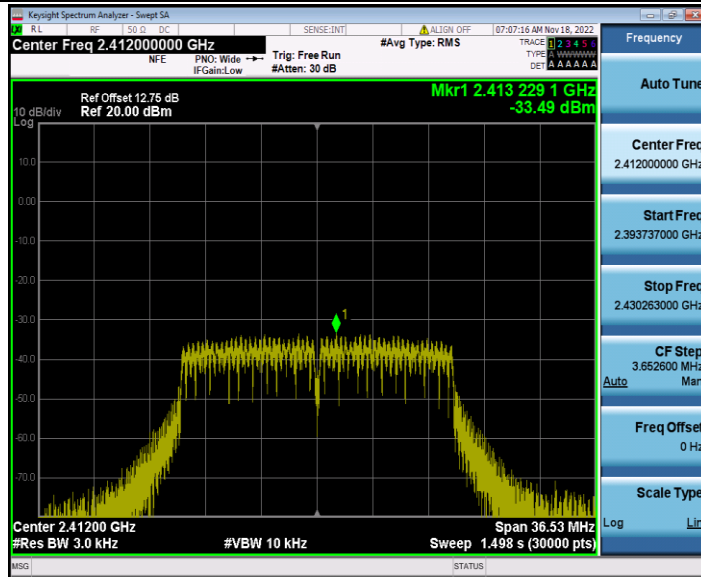
11G_Ant1_2437



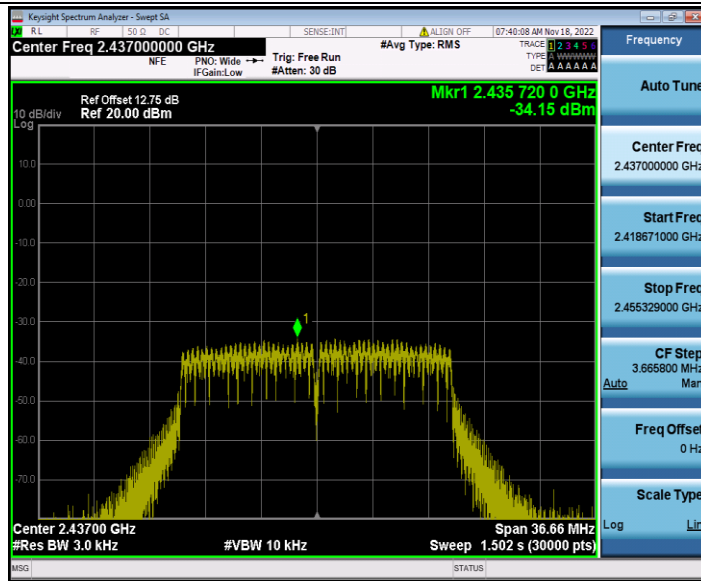
11G_Ant1_2462



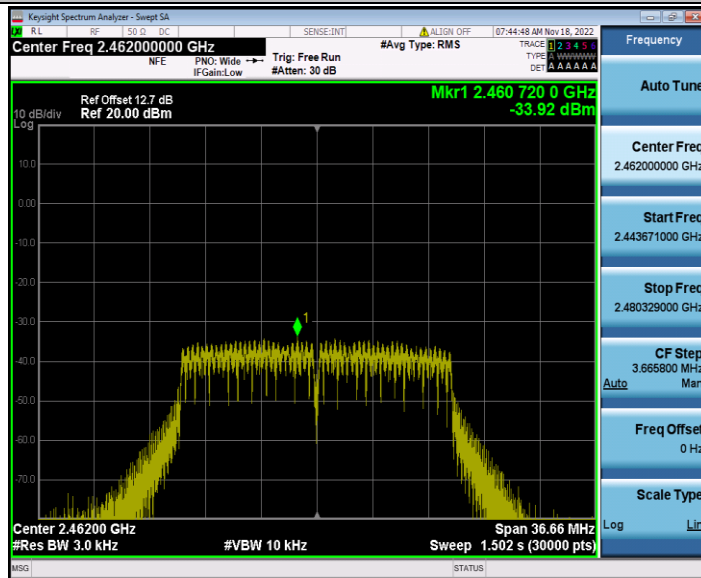
11N20SISO_Ant1_2412



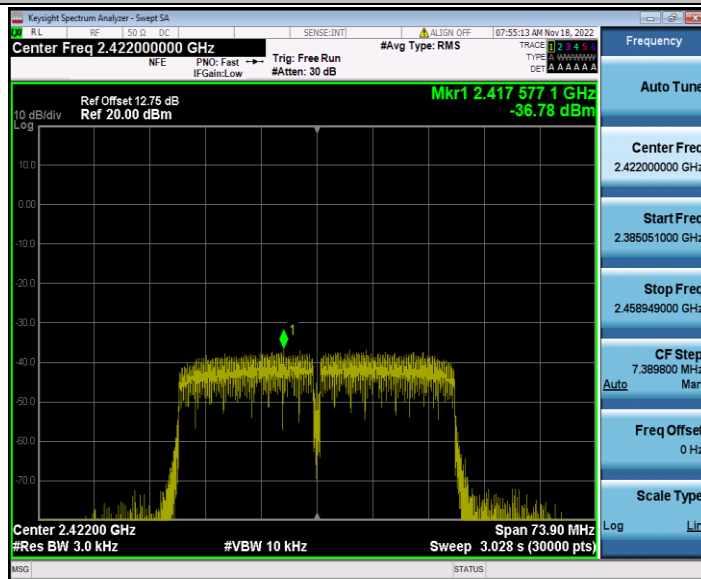
11N20SISO_Ant1_2437



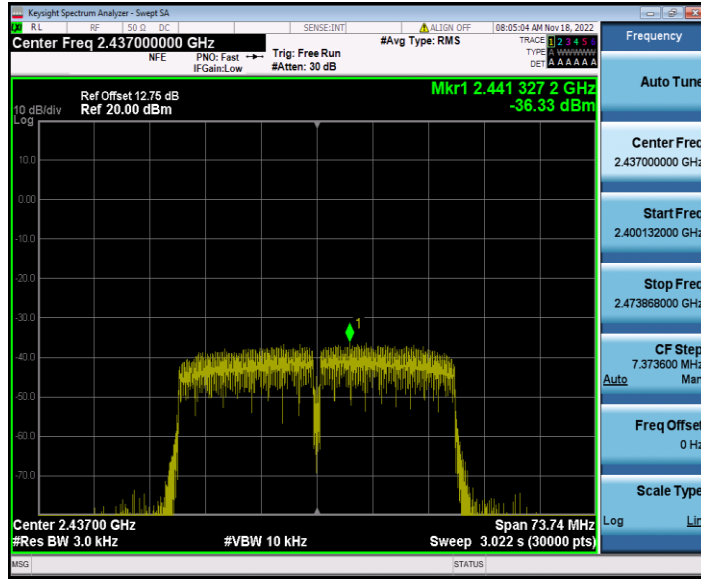
11N20SISO_Ant1_2462



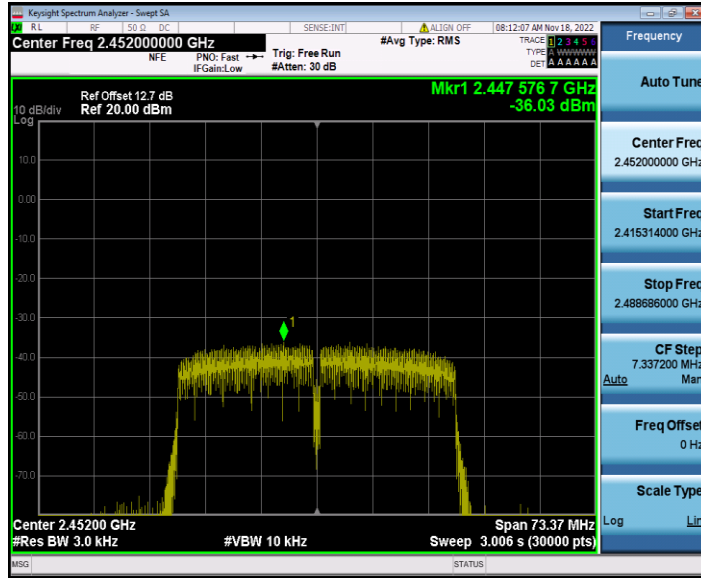
11N40SISO_Ant1_2422



11N40SISO_Ant1_2437



11N40SISO_Ant1_2452



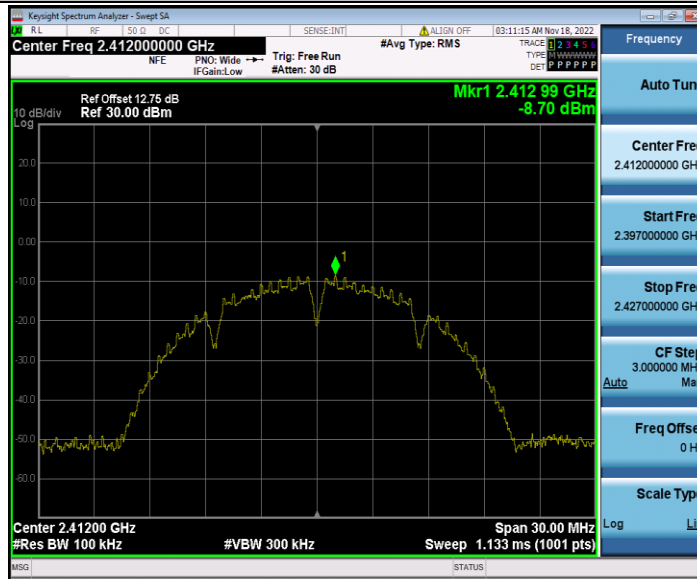
Appendix F: Conducted Spurious Emission

Test Result

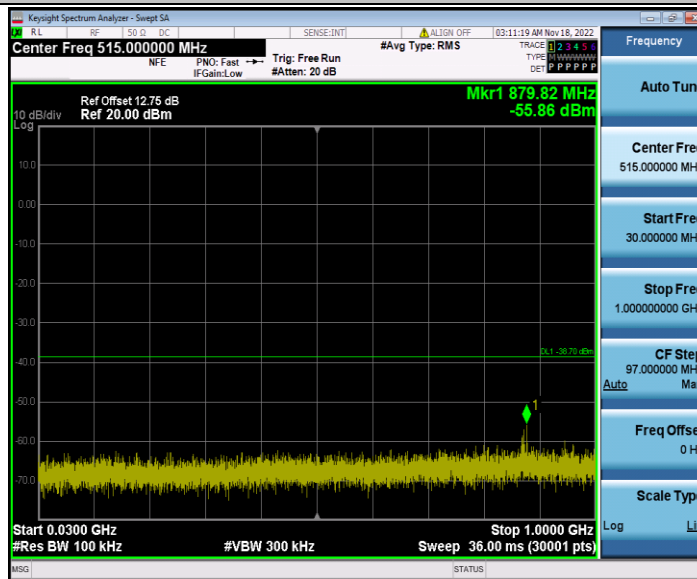
TestMode	Antenna	Frequency[MHz]	FreqRange [Mhz]	RefLevel [dBm]	Result [dBm]	Limit [dBm]	Verdict
11B	Ant1	2412	Reference	-8.70	-8.70	---	PASS
			30~1000	-8.70	-55.86	≤-38.7	PASS
			1000~26500	-8.70	-52.51	≤-38.7	PASS
		2437	Reference	-8.50	-8.50	---	PASS
			30~1000	-8.50	-53.96	≤-38.5	PASS
			1000~26500	-8.50	-52.3	≤-38.5	PASS
		2462	Reference	-8.54	-8.54	---	PASS
			30~1000	-8.54	-55.45	≤-38.54	PASS
			1000~26500	-8.54	-51.36	≤-38.54	PASS
11G	Ant1	2412	Reference	-15.23	-15.23	---	PASS
			30~1000	-15.23	-58.12	≤-45.23	PASS
			1000~26500	-15.23	-52.17	≤-45.23	PASS
		2437	Reference	-15.76	-15.76	---	PASS
			30~1000	-15.76	-56.86	≤-45.76	PASS
			1000~26500	-15.76	-52.36	≤-45.76	PASS
		2462	Reference	-16.19	-16.19	---	PASS
			30~1000	-16.19	-55.82	≤-46.19	PASS
			1000~26500	-16.19	-52.54	≤-46.19	PASS
11N20SISO	Ant1	2412	Reference	-14.90	-14.90	---	PASS
			30~1000	-14.90	-54.82	≤-44.9	PASS
			1000~26500	-14.90	-52.32	≤-44.9	PASS
		2437	Reference	-15.85	-15.85	---	PASS
			30~1000	-15.85	-56.27	≤-45.85	PASS
			1000~26500	-15.85	-52.23	≤-45.85	PASS
		2462	Reference	-15.31	-15.31	---	PASS
			30~1000	-15.31	-60.03	≤-45.31	PASS
			1000~26500	-15.31	-52.35	≤-45.31	PASS
11N40SISO	Ant1	2422	Reference	-19.24	-19.24	---	PASS
			30~1000	-19.24	-58.87	≤-49.24	PASS
			1000~26500	-19.24	-52	≤-49.24	PASS
		2437	Reference	-18.67	-18.67	---	PASS
			30~1000	-18.67	-57.58	≤-48.67	PASS
			1000~26500	-18.67	-52.43	≤-48.67	PASS
		2452	Reference	-18.12	-18.12	---	PASS
			30~1000	-18.12	-58.37	≤-48.12	PASS
			1000~26500	-18.12	-51.7	≤-48.12	PASS

Test Graphs

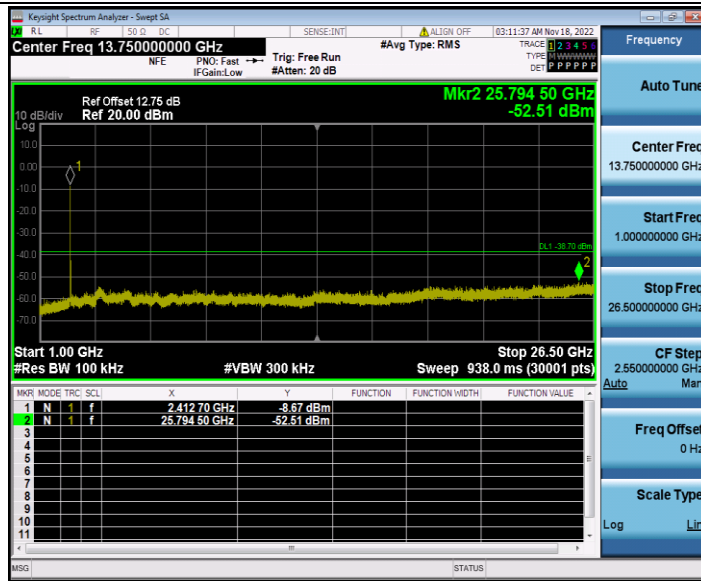
11B_Ant1_2412_0~Reference



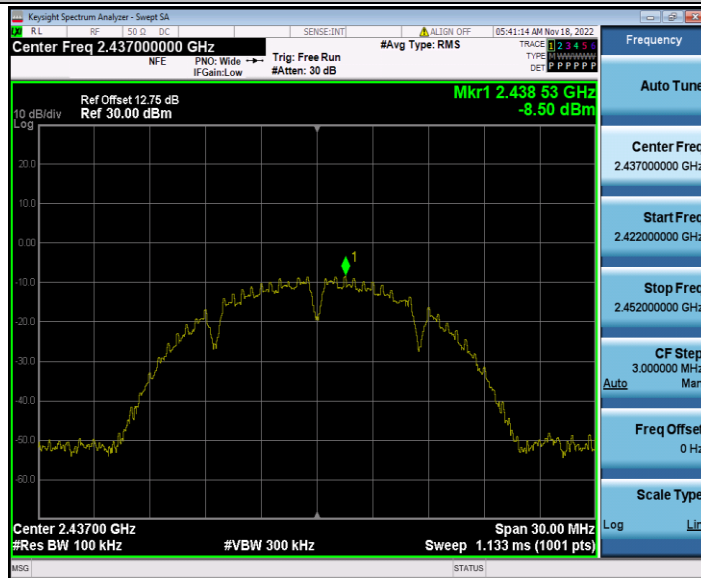
11B_Ant1_2412_30~1000



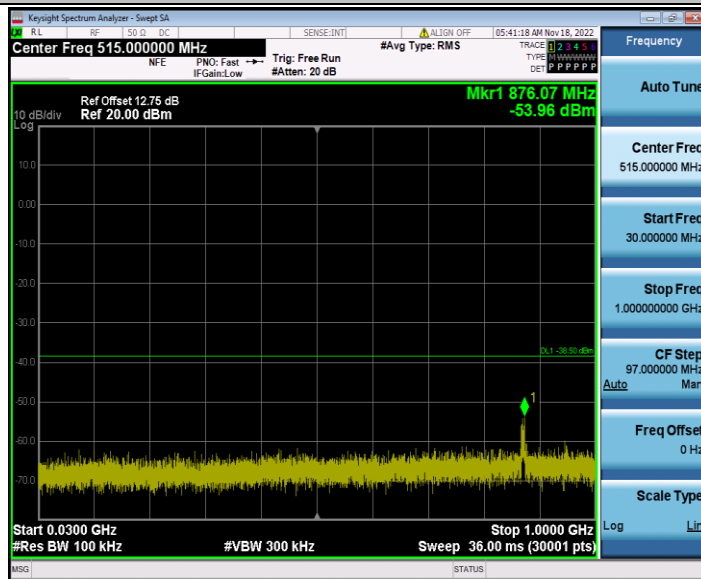
11B_Ant1_2412_1000~26500



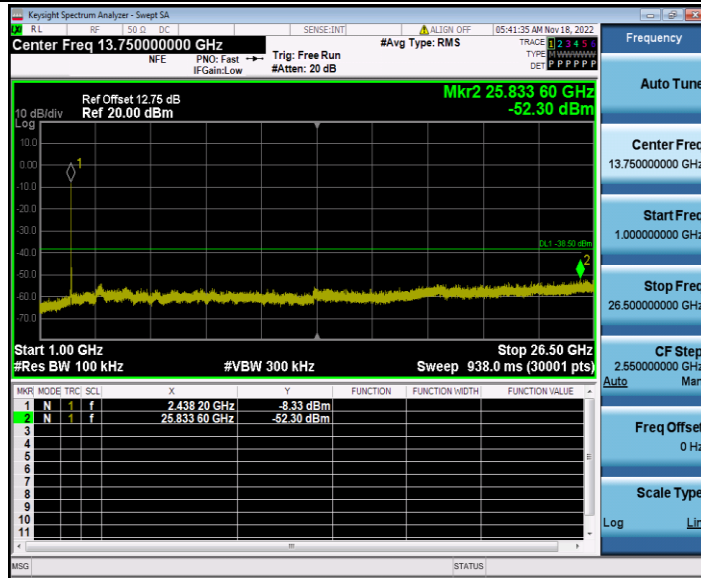
11B_Ant1_2437_0~Reference



11B_Ant1_2437_30~1000



11B_Ant1_2437_1000~26500



11B_Ant1_2462_0~Reference



11B_Ant1_2462_30~1000