

Appendix A: Emission Bandwidth

Test Result

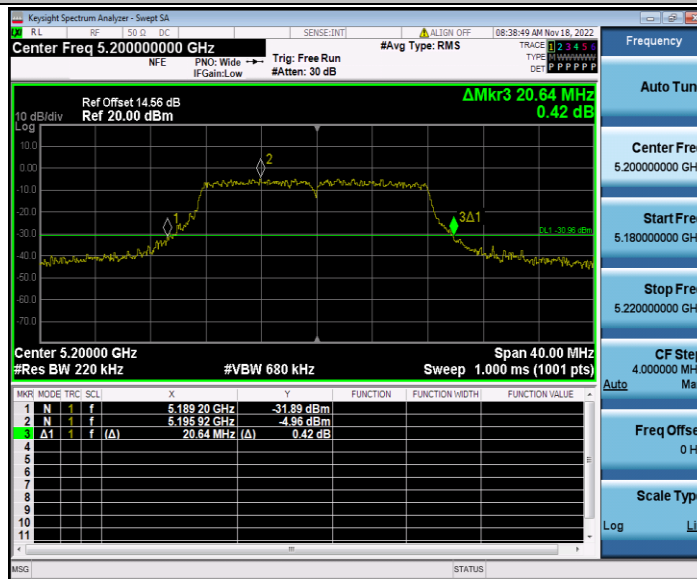
TestMode	Antenna	Frequency[MHz]	26db EBW [MHz]	FL[MHz]	FH[MHz]
11A	Ant1	5180	20.920	5169.040	5189.960
		5200	20.640	5189.200	5209.840
		5240	20.560	5229.280	5249.840
		5260	20.320	5249.520	5269.840
		5280	20.640	5269.120	5289.760
		5320	20.520	5309.360	5329.880
		5500	20.800	5489.280	5510.080
		5580	20.720	5569.440	5590.160
		5700	21.040	5689.680	5710.720
		5745	27.120	5730.960	5758.080
		5785	30.840	5769.560	5800.400
		5825	29.760	5809.960	5839.720
11N20SISO	Ant1	5180	20.280	5169.880	5190.160
		5200	20.560	5189.760	5210.320
		5240	20.880	5229.640	5250.520
		5260	20.560	5249.880	5270.440
		5280	20.600	5269.720	5290.320
		5320	20.600	5309.920	5330.520
		5500	20.960	5489.720	5510.680
		5580	20.880	5569.720	5590.600
		5700	22.080	5689.600	5711.680
		5745	24.760	5732.720	5757.480
		5785	28.560	5769.640	5798.200
		5825	28.800	5811.000	5839.800
11N40SISO	Ant1	5190	38.640	5170.560	5209.200
		5230	38.480	5210.640	5249.120
		5270	38.480	5250.720	5289.200
		5310	38.720	5290.640	5329.360
		5510	38.800	5490.640	5529.440
		5550	38.880	5530.880	5569.760
		5670	39.040	5650.640	5689.680
		5755	57.920	5723.880	5781.800
		5795	63.280	5761.640	5824.920

Test Graphs

11A_Ant1_5180



11A_Ant1_5200



11A_Ant1_5240



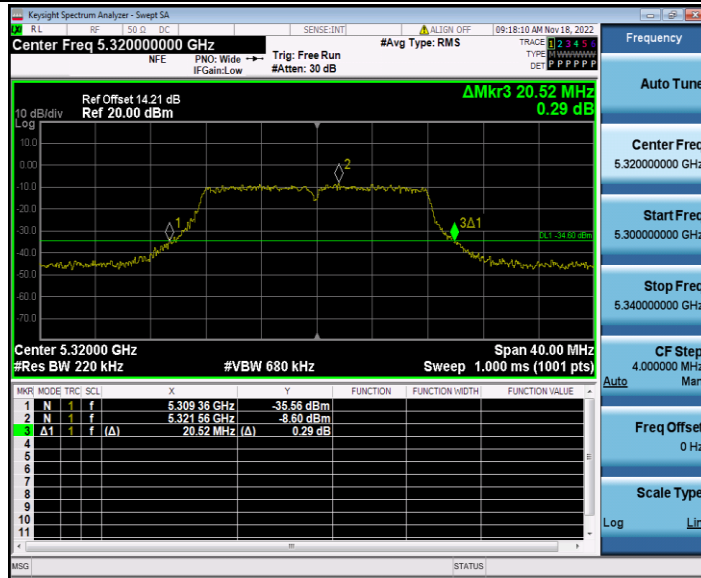
11A_Ant1_5260



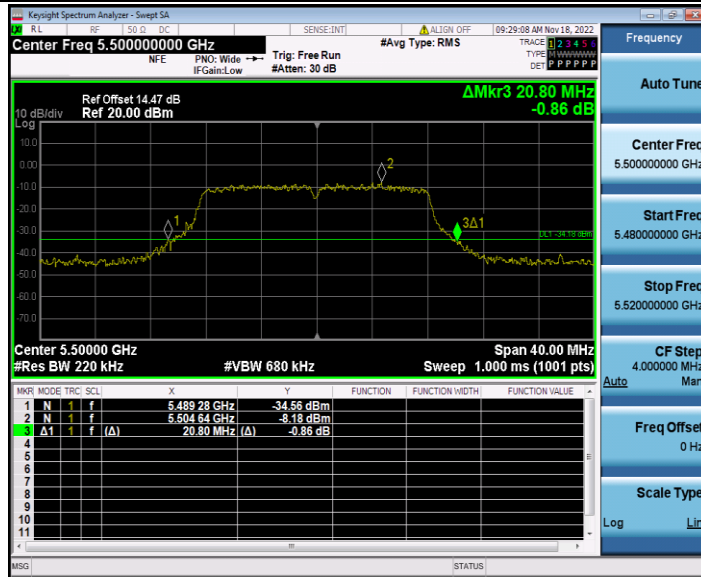
11A_Ant1_5280



11A_Ant1_5320



11A_Ant1_5500



11A_Ant1_5580



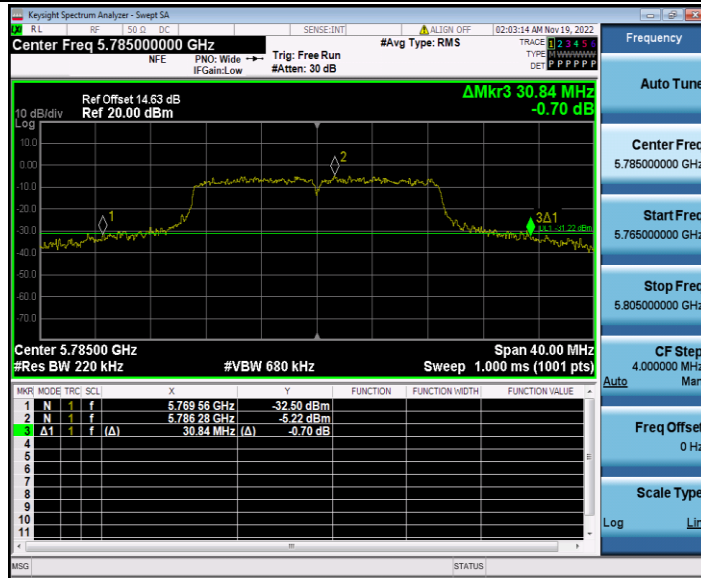
11A_Ant1_5700



11A_Ant1_5745



11A_Ant1_5785



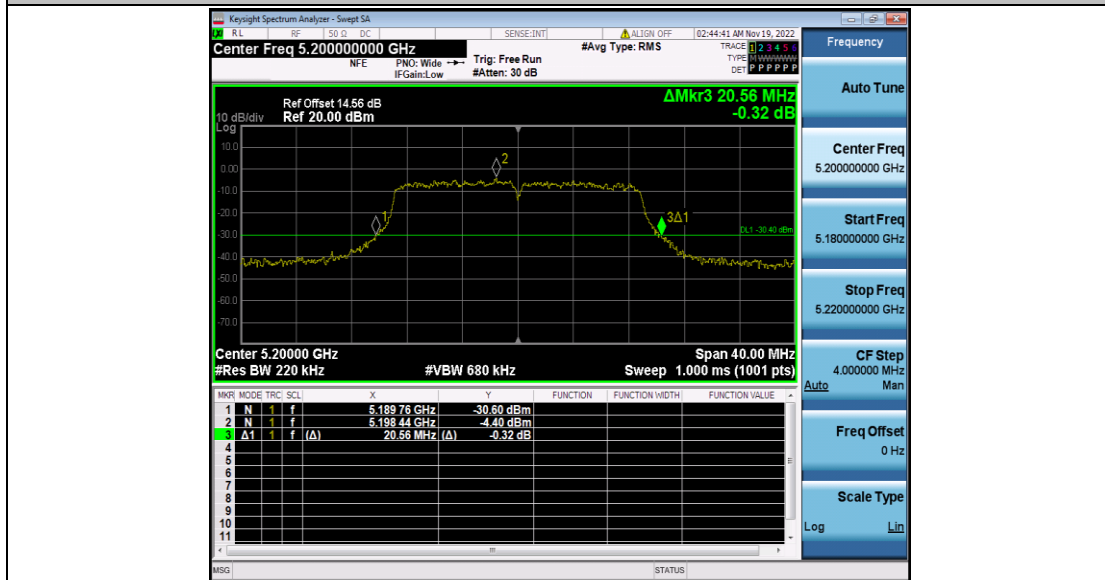
11A_Ant1_5825



11N20SISO_Ant1_5180



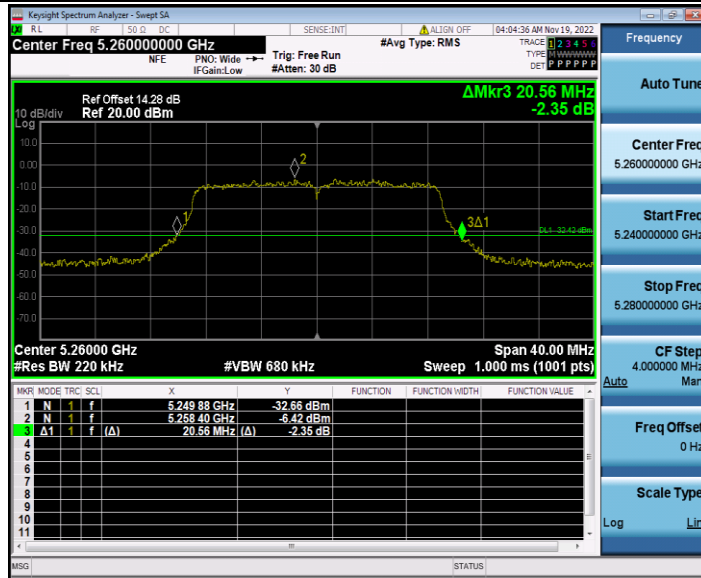
11N20SISO_Ant1_5200



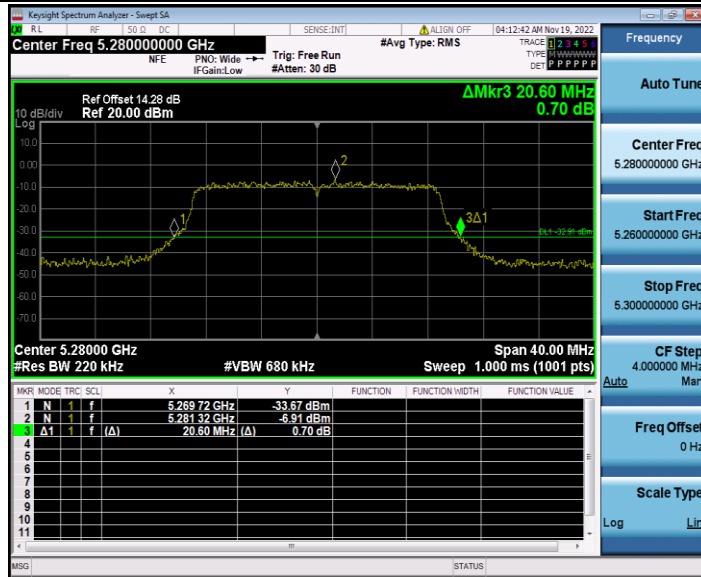
11N20SISO_Ant1_5240



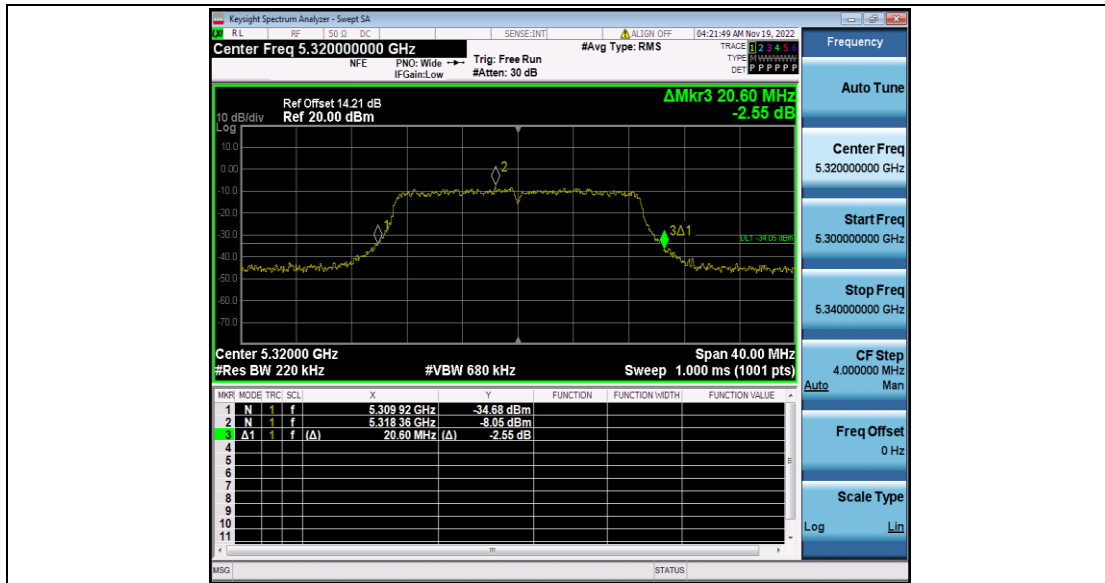
11N20SISO_Ant1_5260



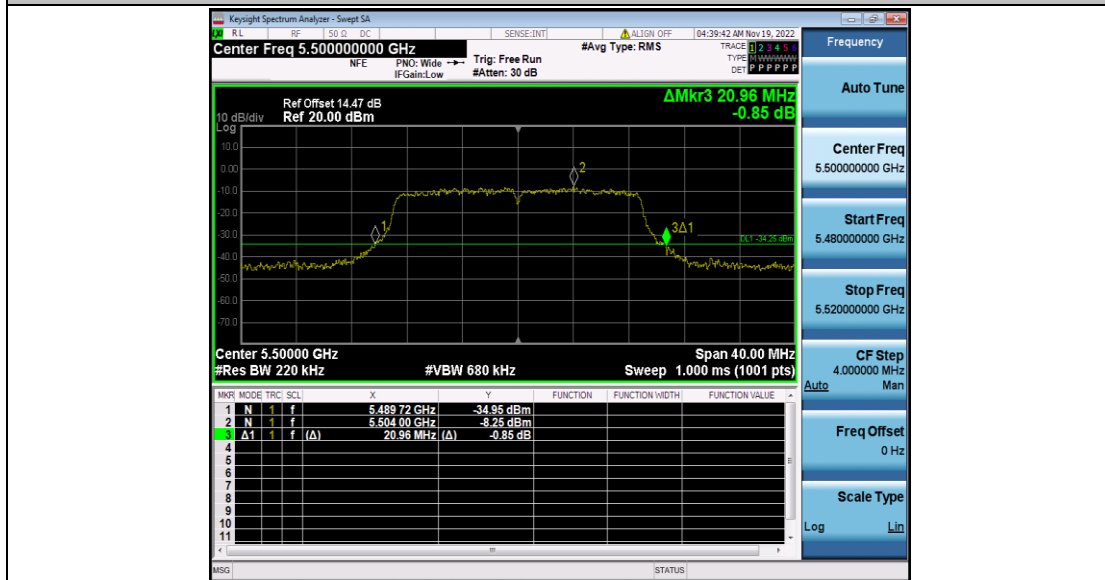
11N20SISO_Ant1_5280



11N20SISO_Ant1_5320



11N20SISO_Ant1_5500



11N20SISO_Ant1_5580



11N20SISO_Ant1_5700



11N20SISO_Ant1_5745



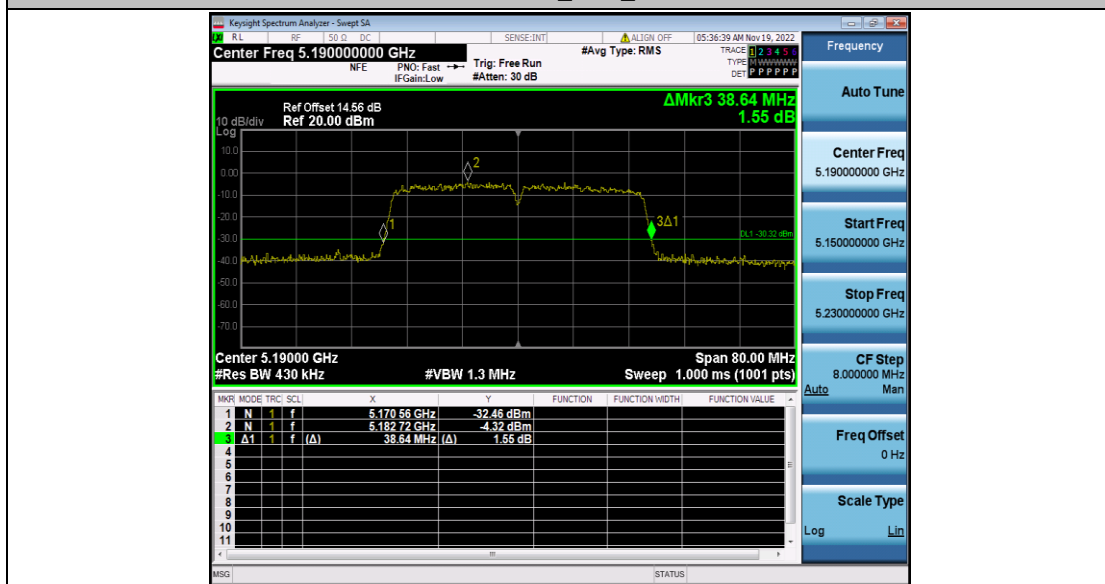
11N20SISO_Ant1_5785



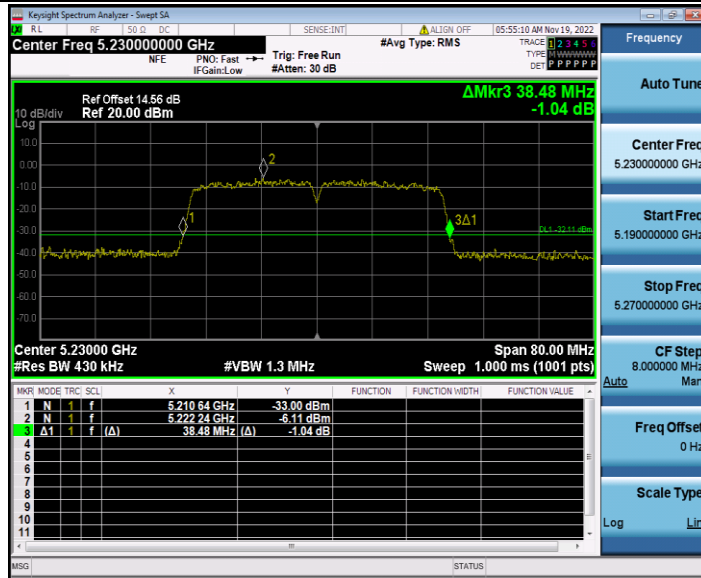
11N20SISO_Ant1_5825



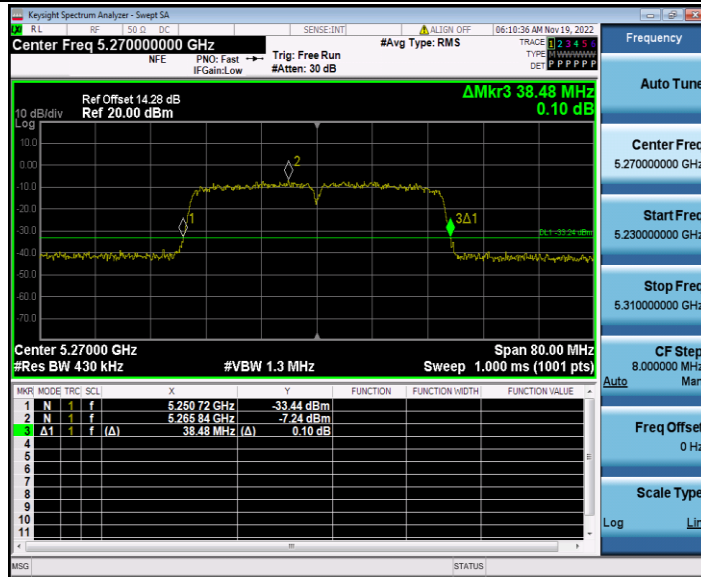
11N40SISO_Ant1_5190



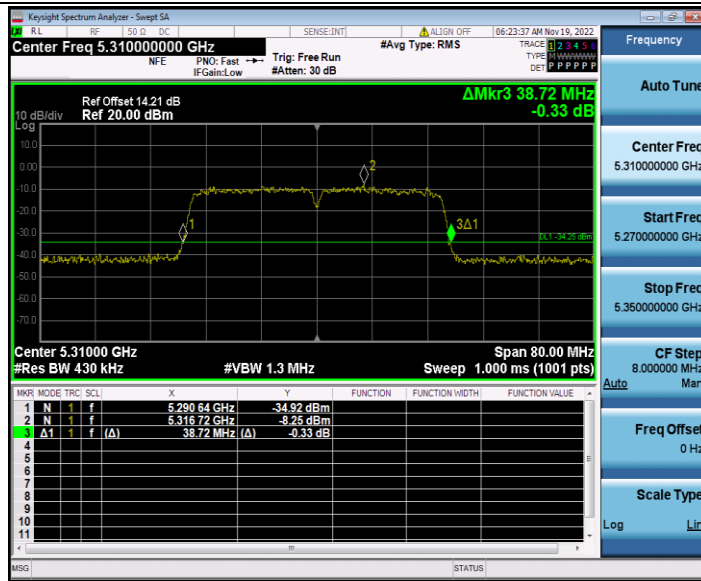
11N40SISO_Ant1_5230



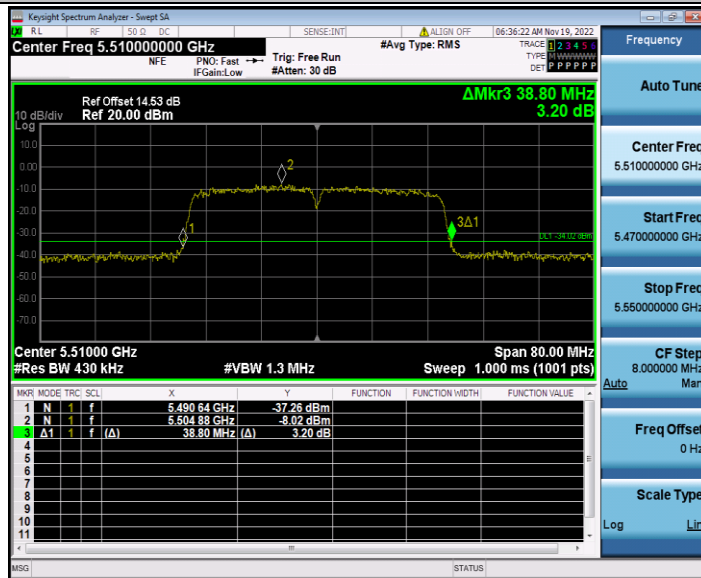
11N40SISO_Ant1_5270



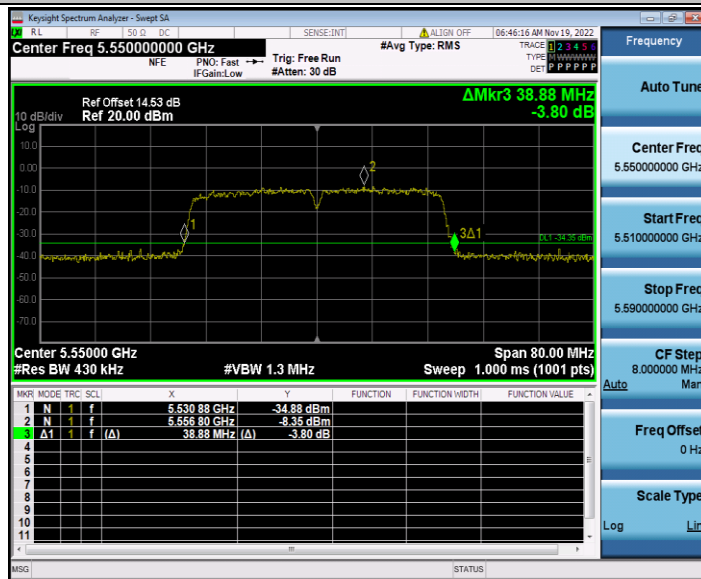
11N40SISO_Ant1_5310



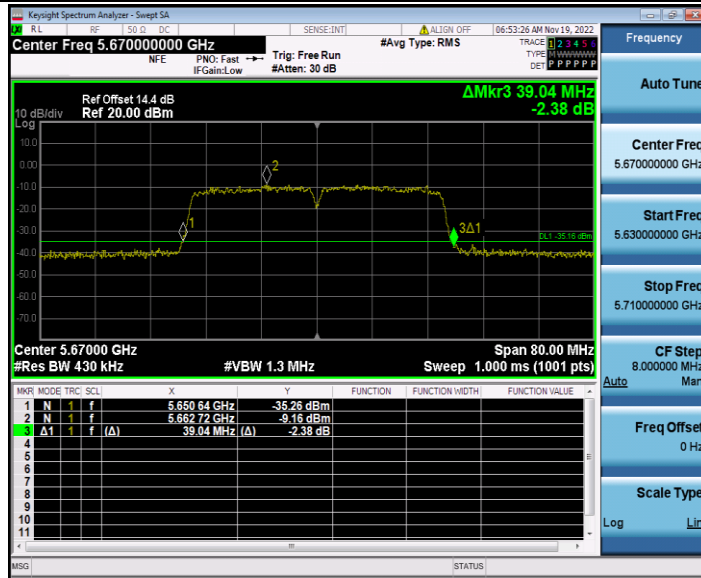
11N40SISO_Ant1_5510



11N40SISO_Ant1_5550



11N40SISO_Ant1_5670



11N40SISO_Ant1_5755



11N40SISO_Ant1_5795



Frequency

Auto Tune

Center Freq
5.79500000 GHz

Start Freq
5.75500000 GHz

Stop Freq
5.83500000 GHz

CF Step
8.000000 MHz
Auto Man

Freq Offset
0 Hz

Scale Type
Log Lin

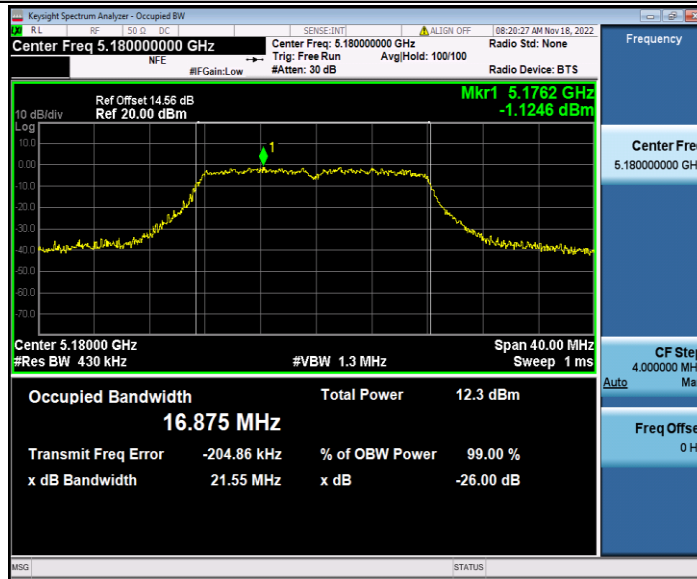
Appendix A: Occupied channel bandwidth

Test Result

TestMode	Antenna	Frequency[MHz]	OCB [MHz]	FL[MHz]	FH[MHz]
11A	Ant1	5180	16.875	5171.3576	5188.2326
		5200	16.971	5191.2547	5208.2257
		5240	16.889	5231.3561	5248.2451
		5260	16.894	5251.3538	5268.2478
		5280	16.839	5271.3931	5288.2321
		5320	16.876	5311.3635	5328.2395
		5500	16.928	5491.3329	5508.2609
		5580	16.948	5571.3184	5588.2664
		5700	17.795	5691.1534	5708.9484
		5745	17.963	5736.0295	5753.9925
		5785	18.044	5775.9950	5794.0390
		5825	18.152	5815.9418	5834.0938
11N20SISO	Ant1	5180	17.821	5171.0644	5188.8854
		5200	17.780	5191.0824	5208.8624
		5240	17.782	5231.1183	5248.9003
		5260	17.770	5251.1294	5268.8994
		5280	17.818	5271.0615	5288.8795
		5320	17.791	5311.0989	5328.8899
		5500	17.776	5491.1342	5508.9102
		5580	17.775	5571.1029	5588.8779
		5700	17.807	5691.1454	5708.9524
		5745	17.930	5736.0391	5753.9691
		5785	18.145	5775.9377	5794.0827
		5825	18.203	5815.8941	5834.0971
11N40SISO	Ant1	5190	35.822	5172.0438	5207.8658
		5230	35.815	5212.0546	5247.8696
		5270	35.800	5252.1036	5287.9036
		5310	35.909	5292.0324	5327.9414
		5510	35.840	5492.0674	5527.9074
		5550	35.883	5532.1408	5568.0238
		5670	35.959	5652.0551	5688.0141
		5755	36.106	5736.9445	5773.0505
		5795	36.225	5776.9244	5813.1494

Test Graphs

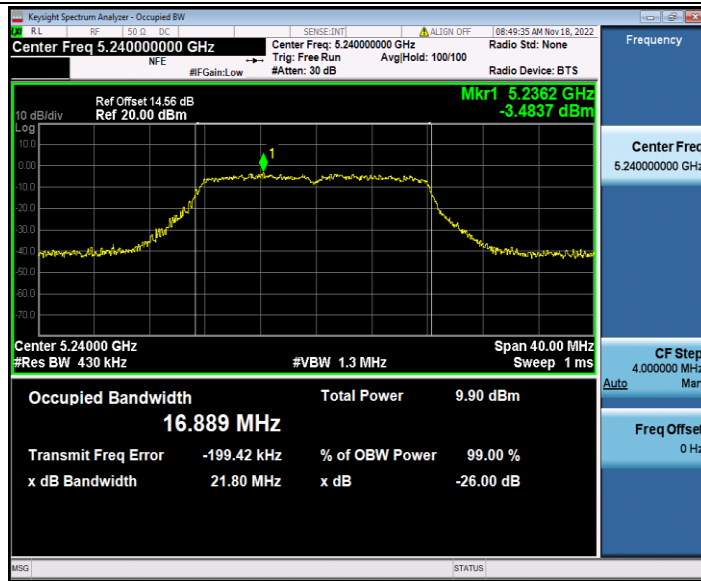
11A_Ant1_5180



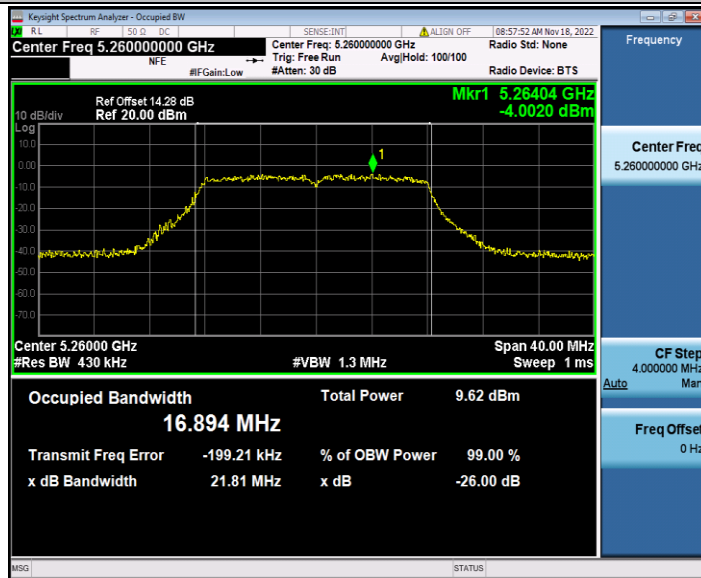
11A_Ant1_5200



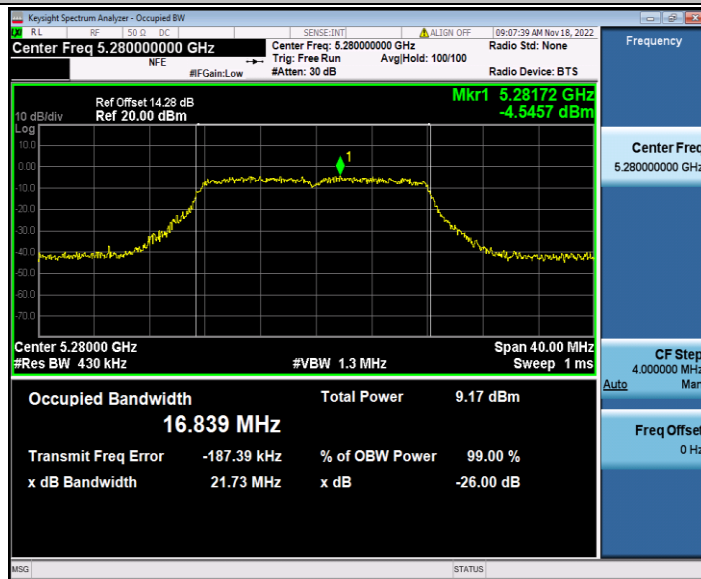
11A_Ant1_5240



11A_Ant1_5260



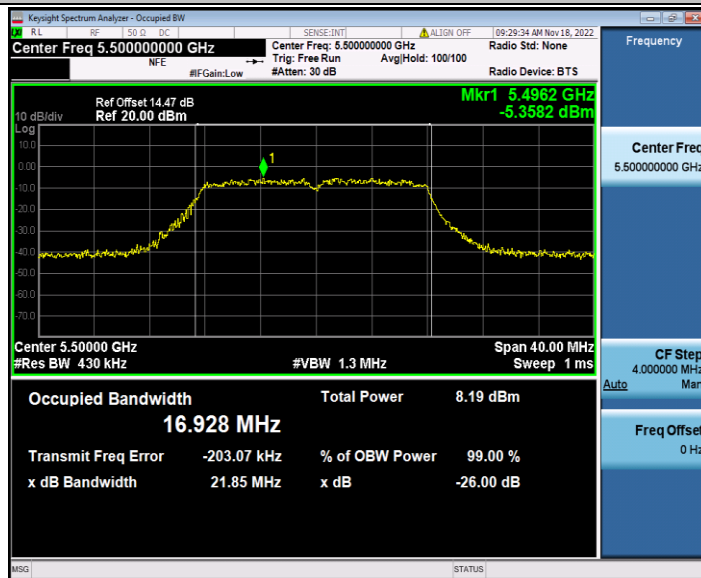
11A_Ant1_5280



11A_Ant1_5320



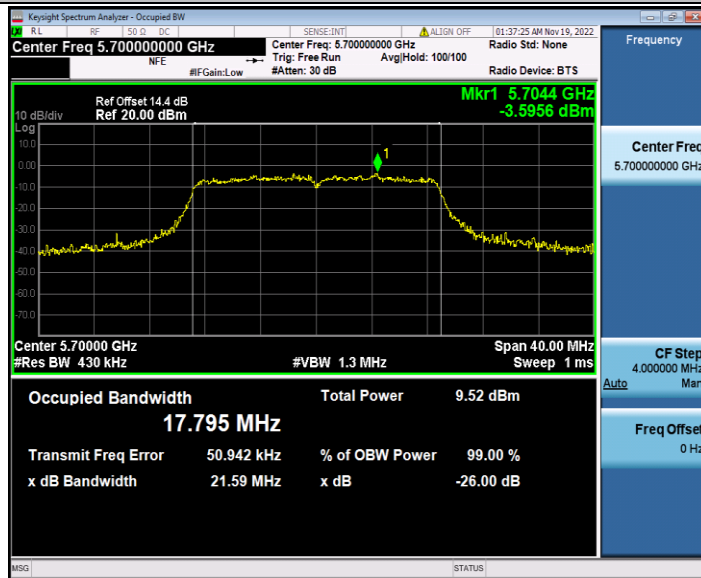
11A_Ant1_5500



11A_Ant1_5580



11A_Ant1_5700



11A_Ant1_5745

